


YOU GET ACCURACY AND BIG CAPACITY IN THIS 8-INCH CIRCULAR SAW



**No. 34-160
CIRCULAR
SAW
\$55.00**

34-160 Timken Bearing Circular Saw gives you the many features and refinements found only in more expensive machines.

The extremely low price of this remarkable Circular Saw belies the benefits you receive when you use it. Things which may seem unimportant to you at first become tremendous advantages after you have this saw in your shop. To go without these features means that you are missing some of the fun you should have. Here's a saw on which you can do every possible saw operation, easily and accurately, often available on only factory production units.



It is a tilting table saw. The cast iron table 15"x18", tilts a full 45° to the right so that all possible angle cutting can be done. It has tremendous capacity in front of the saw blade where you need it most for cross cutting. It will cut stock 2 1/4" thick—a remarkable capacity with an 8" saw blade. With the No. 34-866 table extension, it will cross cut a board 12 1/2" wide and up to the middle of a 4-foot panel. This is equivalent to a 4-foot table, without the weight and expense.

The rip fence extends the full length of the table and IS LOCKED IN BACK AS WELL AS IN FRONT. This gives rigidity, assures accurate work and adds safety to the saw. The rip fence is self-aligning—always perfectly parallel to the blade—the micrometer adjustment allows for accurate setting. The front guide bar is graduated for quick accurate setting also. Its graduations and adjustable pointer are features of convenience you will appreciate.


The "Auto-Set" miter gage for cross cutting is the best designed gage available. It rides in a milled slot on either side of the blade for left or right hand work. The head is heavy and massive swinging a full 45° to right and left so all angles may be cut. It has stops at 45° and 90° positions and stop rods for repetitive operations. These stops are adjustable. You can always make micrometer adjustments so that your cuts are accurate. This is not found in other gages, and is another convenience and accuracy feature.

The table can be easily raised or lowered by means of a ball crank handle. The tilting of the table is also controlled by a similar handle. It's locked rigidly in place. All controls are convenient. Large scale plates (also adjustable) show tilt of table or depth of saw cut. Has a 3/8" arbor long enough to accommodate a No. 333 dado head 1 1/8" wide.

If you want a superb circular saw at an extremely low price, choose this No. 34-160 unit for your shop. A stand is available as illustrated.




Cuts 2 1/4" Stock




**QUICK ACTING SAFETY
OVAL INSERTS**

● EXTREME LEFT shows unit made up of No. 34-160 Saw, No. 329 Steel Stand, No. 5500 Pulley, No. 560 V-Belt and suitable motor and No. 1330 Switch Rod.

**COMPLETE PROTECTION WITH
THIS EFFICIENT SAW GUARD**



Be assured of complete protection—include a Saw Guard and Kick-Back Fingers and Splitter with your saw. The saw guard completely covers the work, yet allows perfect visibility. The splitter keeps the wood from wedging against the blade. The kick-back fingers prevent work from being kicked-back out of saw. Guard swings out of way if desired.



**No. 34-866 TABLE
EXTENSION**

**ALL THE CAPACITY OF A FOUR-FOOT
TABLE AT THE COST OF A SMALL SAW!**

The No. 34-866 Table Extension for the No. 34-160 Circular Saw provides exceptionally large capacity of the unit. It consists of an extra cast iron table which bolts onto the front of the standard saw table as indicated. This allows a 12 1/2" space in front of the blade, just where it is needed. Provided also are 32" rip fence guide bars and a long rip fence bar with the necessary nuts, bolts and instructions. It takes but a few minutes to install, and turns the No. 34-160 Saw into a unit with virtually a 4-foot table without any of the unnecessary weight or expense. Miters 13" or 14" wide, can be easily cut.

With the No. 34-866 Extension, panels 4 feet wide may be easily ripped down the center with speed and accuracy. The work is accurately guided and adequately supported during the operation. See above illustration which shows the large capacity you receive with the extension. Order one when you buy your saw.

CHOOSE THE SAW YOU NEED

- No. 34-160 (Old No. 860)—Tilting table circular saw with blade and miter gage, 91 lbs.....\$55.00
- No. 34-866 (Old No. 866)—Table extension attachment for No. 34-160 circular saw only, 22 lbs.....\$9.95
- No. 34-863 (Old No. 863)—Swing guard for No. 34-160 circular saw only, 9 lbs.....\$5.25
- No. 34-877 (Old No. 877)—Splitter and kick-back fingers for No. 34-160 saw only, 3 lbs.....\$3.25
- No. 329—Steel Stand for 34-160 Circular Saw only, 28 1/2 lbs.....\$7.50
- No. 560—V-Belt for 34-160 Circular Saw on No. 329 Steel Stand, 1 lb.....\$1.25
- No. 5500—5" Motor Pulley, 3/4" bore, for use on motor shaft to provide correct speed of saw. 1 1/2 lbs.\$0.90
- No. 34-874 (Old No. 874)—Dado table insert to be used when No. 333 dado head is used on No. 34-160 saw, 1/2 lb.....\$1.25
- No. 34-872 (Old No. 872)—Moulding table insert to be used when moulding cutter head is used on No. 34-160 saw, 1 1/2 lbs.....\$1.25
- No. 865—Clamp for holding work on No. 864 Miter Gage. 2 1/4 lbs.....\$2.50
- No. 1330—Switch Rod to be used when No. 34-160 Saw is mounted on No. 329 Stand. 1 1/2 lbs....\$0.75
- No. 82-710—Capacitor Motor. 1/2 HP, 115/230 volts, 60 cycle, AC service 1725 RPM, 3/4" double shafts. 68 lbs.....\$55.50

4-INCH JOINTER PLANES BOARDS SMOOTH — REPLACES HAND PLANING

**YOUR HOMECRAFT* JOINTER PLANES
THE EDGES OF BOARDS FAST AND
ACCURATELY AND ELIMINATES THE
BOTHER OF HAND PLANING**



**No. 37-290
JOINTER
\$42⁵⁰**

*Trade Mark Reg. U. S. Pat. Off.


THIS 4-INCH BALL BEARING JOINTER IS THE FINEST EVER OFFERED TO THE HOMECRAFTER

AS THE name implies, the Jointer is used to plane the edges of boards so that a true straight and square joint can be made. However, since this Jointer has a 4" capacity (width) it is used for more than just jointing. It will plane smooth and fast, much better than by hand, any piece of wood up to 4" wide.

This Homcraft Jointer has a lot of fine features you will want in the Jointer for your shop. It is massive, big and husky. The revolving knives (3 in number) are held in a specially balanced head running on lubricated-for-life ball bearings that need no oiling for their entire life! The tables are finish ground through a method that assures perfect line-up which means more accurate work for you.

Tables are individually adjustable for proper cut by means of convenient ball-crank handles. Large scale plates showing setting accurately.

HAS ACCURATE SCALES



CUTS 1/4" RABBETS

The fence is massive and heavy and has no deflection. It is controlled by the famous Dual Control handle described to the right. Fence can be moved entire width of table. It pivots 45° to and 45° away from the cutting knives—a feature seldom found even in factory type jointers.

Rabbit up to 1/4" can be cut on side of jointer as shown. A super-safe guard covers knives completely.

All these features are important to you. They mean more accuracy, more convenience and greater satisfaction for you in the things you make. Our famous production units are built on this same design.

ADD THIS JOINTER TO YOUR SHOP

- No. 37-290** (Old No. 290)—4" Lubricated-for-life Ball Bearing Jointer as illustrated above. 75 lbs.. \$42.50
- No. 304**—Steel Stand with Chute for No. 37-290 Jointer. 31 lbs..... \$7.75
- No. 560**—V-Belt for No. 37-290 Jointer on No. 304 Stand. 1 lb..... \$1.25
- No. 5650**—6 1/2" Motor Pulley, 1/2" bore, for use on motor shaft to provide correct speed of Jointer. 1 1/2 lbs..... \$1.20
- No. 37-802** (Old No. 302)—Extra set of 3 High Speed Steel Knives for No. 37-290 Jointer. 1/2 lb..... \$2.95
- No. 1333**—Switch Rod to be used when No. 37-290 Jointer is mounted on No. 304 Stand. 1 1/2 lbs... \$0.75
- No. 62-110**—1/2 H.P. Capacitor Motor 115/230 V. 60 cy. A.C. service, 1725 R.P.M., double shafts. 34 lbs. \$39.00

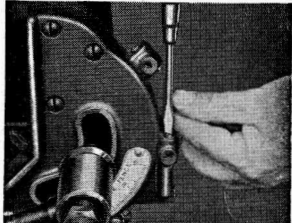
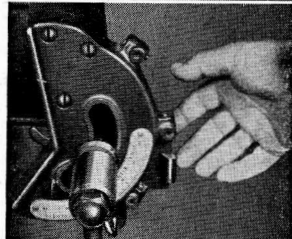


Dual Fence Control Handle Adjustable Fence Stops Are Marvels of Convenience and Accuracy

When handle is slid out it operates bracket lock nut, allowing fence to be placed across table to any position. Nut clamps fence firmly and accurately.

Slid in, handle loosens tilting lock nut. Fence can be tilted to any angle desired. Tightening nut locks fence securely. When handle is not engaged it swings free out of way.


Touch of finger moves stop links in or out of position. Individually adjustable set screws enable fence to be accurately set at 45°, 90° or 135°. Large scale enables accurate settings.

To insure absolute accuracy the stop screws are individually adjustable. Once the stops are set the fence will always return to its original setting—a feature you appreciate.



• **LEFT**—Shows unit made up of No. 37-290 4" Jointer, No. 304 Steel Stand with Chute, No. 5650 Motor Pulley, No. 560 V-Belt, and suitable Motor with No. 1333 Switch Rod.

YOU GET MANY ADVANTAGES IN A HOMECRAFT* SAW-JOINTER COMBINATION



**No. 37-368
COMBINATION
UNIT
\$121²⁵**

This is the No. 37-368 Combination Unit, consisting of the following parts:

No. 34-160 —8" Timken Bearing Tilting Table Circular Saw.....	\$55.00
No. 37-290 —4" Jointer	42.50
No. 361 —Steel Stand with Jointer Chute and Raising Block for Saw.....	14.00
No. 5500 —5" Motor Pulley, 3/4" bore, for No. 34-160 Saw...	.90
No. 5650 —6 1/2" Motor Pulley, 3/4" bore, for No. 37-290 Jointer	1.20
No. 560 —V-Belt for No. 34-160 Saw.....	1.25
No. 510 —V-Belt for No. 37-290 Jointer.....	1.15
No. 34-863 —Swing Guard.....	5.25
No. 37-368 —Combination Unit Complete as shown less motor..	121.25
No. 1334 —Switch Rod for No. 37-368 Unit.....	.75

SELECT THE PROPER MOTOR

You save the cost of one motor in a Combination Unit, so you can afford to get one of a little bigger capacity if you desire.

FOR LIGHT ORDINARY USE:

No. 82-710—Capacitor Motor, 1/2 HP, 115/230 volts, 60 cycle, AC service, 1725 RPM, 3/4" double shafts, 68 lbs.....**\$55.50**

FOR HEAVY-DUTY USE:

No. 82-910—Capacitor Motor, 3/4" HP, 115/230 volts, 60 cycle, AC service, 1725 RPM, 3/4" double shafts, 80 lbs.....**\$72.50**

PROVIDES THE UTMOST IN CONVENIENCE SAVES THE COST OF ONE MOTOR!

NINE chances out of ten when you rip a board or a piece of wood on your circular saw you immediately want to plane it smooth—remove the rough cut made by the teeth of the saw.

Here's where the Combination Unit does a perfect job for you. Run off the same motor, you have your circular saw and jointer in operation at the same time. You cut your board first on the circular saw and with just one step to the left you run it over the jointer and the job is done efficiently, quickly and accurately.

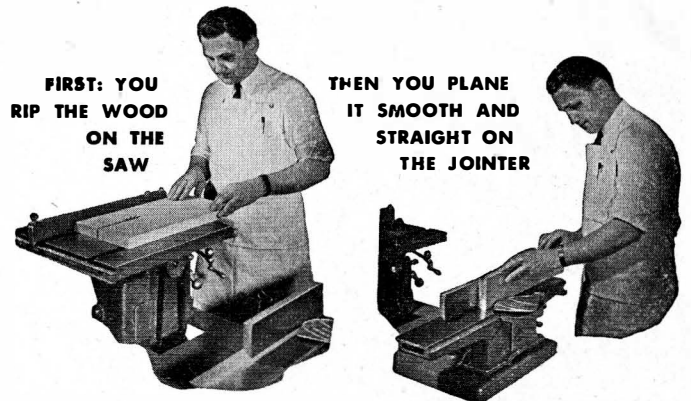
You'll appreciate this convenience once you use it. Experienced Home-crafters are loud in their praise for the Combination Unit.

As illustrated below, the saw and jointer are mounted together on a steel stand. One motor is used for both machines. This is an outstanding convenience because you save the price of one motor, which money you can apply to other Homecraft Power Tools for your shop.

Should you at any time have just sawing or just planing to do, you can easily remove the belt of the machine you are not using and thereby just run one machine.

It is a compact arrangement, saving a lot of valuable space for you. The saw table is well above the jointer, so there is no interference between the two machines. The saw table tilts to the right away from the jointer. Both saw and jointer are at the correct height for efficient operation.

Give serious consideration to a Combination Unit for your shop. You some day will have both the saw and the jointer, and they may as well be in one unit as two separate units.



**FIRST: YOU
RIP THE WOOD
ON THE
SAW**

**THEN YOU PLANE
IT SMOOTH AND
STRAIGHT ON
THE JOINTER**

*Trade Mark Reg. U. S. Pat. Off.



How to Plan a Home Workshop . . .






Whether you are a veteran craftsman or a beginner—whether your workshop is an "old timer" or just something to dream about—there's priceless information for you in this Home Workshop Book.

Between the covers of this book, you find the boiled-down, factual results of years of experiment in our own workshop and in the

shops of thousands of craftsmen. Here is some of the best knowledge on this fascinating subject, clearly set forth with photographs and diagrams, to save you time and money, to prevent costly mistakes and accidents.

Here is a source of inspiration—56 pages containing hundreds of practical ideas for greater satisfaction from your hobby. Only 25c

DELTA HOMECRAFT* GRINDERS AND BUFFERS KEEP TOOLS SHARP AND BRIGHT SHARPEN TOOLS AND CUTLERY—POLISH HOUSEHOLD METALS, SILVER, GOLF CLUBS, ETC.



BUFFER. Order: No. 23-603 Head, 2 No. 4005 buffing wheels, 1 No. 4004 buffing compounds, and 1 No. 5300 pulley.

BUFFER. Order: No. 23-603 Head, 1 No. 4003 buffing kit and 1 No. 5300 pulley.

Left Hand Grinder. Order: No. 23-603 Head, 1 No. 23-606 grinder attachment, 1 No. 3102 or 3101 wheel and 1 No. 5300 pulley.

Right Hand Grinder. Order: No. 23-603 Head, 1 No. 23-607 grinding attachment, 1 No. 3102 or 3101 wheel and 1 No. 5300 pulley.


Combination Unit. Order: No. 23-603 Head, 1 No. 23-602 grinding attachment, 1 No. 3102 or 3101 wheel, 1 No. 4003 buffing kit and 1 No. 5300 pulley.

SELECT THE GRINDER OR BUFFER OR A COMBINATION OF BOTH WHICH WILL MEET YOUR NEEDS . . .


HERE is the Delta Homecraft Power Tool that you will not only want for your shop, but it can be put to so many uses in your home that you will think of it as a household appliance. Not only can you keep a sharp, keen edge on all your tools, but you can sharpen all your kitchen knives. In addition you will eliminate the drudgery of all hard polishing by using the buffing wheels and compounds. All your silverware, faucets, metal lamp bases, electrical outlets, golf clubs, fishing rods—in fact anything that requires polishing can now be done in a few seconds, expertly and with ease. You don't have to buy a makeshift unit or one that does not fit your requirements. With this new set-up you can select just the unit you need as shown by the illustrations here. You select the Basic Head Unit No. 23-603. To this you add the Grinding Units, Wheels, Buffing Wheels, Brushes, or whatever you want or need so that you have exactly the unit for your requirements. Use the No. 5300 3" motor pulley which will give you the correct speed and a 1/4 HP. 1725 RPM Motor.

The unit you always wanted is here at an extremely low cost. It incorporates all the fine engineering and manufacturing found in other Delta Quality Homecraft Power Tools.

*Trade Mark Reg. U. S. Pat. Off.




Grinder. Order: No. 23-603 Head, 1 No. 23-606, 1 No. 23-607, 1 No. 3101 wheel, 1 No. 3102 wheel and 1 No. 5300 pulley. A fine unit for all kinds of sharpening and grinding.



Combination Unit, A Versatile Unit for Grinding and Polishing. Order: No. 23-603 Head, 1 No. 23-606 grinding attachment, 1 No. 3102 or 3101 wheel, 1 No. 4003 buffing kit and 1 No. 5300 pulley.

No. 23-603 BASIC HEAD UNIT



This is the basic unit around which you can build any of the combinations shown above. It is a well-designed, close-grained, grey iron casting with long-wearing bronze bearings. Shaft is 1/2" diameter, and extends 2 1/4 inches on the left and 3 3/4 inches on the right. Shafts are threaded and fitted with large flange nuts. Comes complete with belt as illustrated, and can be driven from either the bottom or the rear as desired.

No. 23-603 Basic Buffing and Grinding Head.....\$6.15

BUFFING COMPOUND KITS

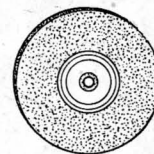


This efficient kit allows you to polish all types of material on your 23-603 basic head unit. Consists of four different buffing compounds and full 1/2" buffing wheels made for home use.

No. 4003 Buffing Kit of Compounds and Wheel.....\$1.55

No. 4004 Box Containing four Buffing Compounds only without Wheel \$0.75

COARSE AND FINE GRINDING WHEELS



These wheels have been specially selected for homecraft use. They are 6 inches in diameter, 1/2 inch wide and have 1/4" hole. Come in both coarse and fine for general home grinding and sharpening.

No. 3101 46-Grit Coarse.....\$1.50
No. 3102 60-Grit Fine.....\$1.50

RIGHT HAND GRINDING UNIT

Should you desire to have your grinding wheel on the right hand side, which is often the most convenient, use this grinding attachment with your basic No. 23-603 head. It consists of the right hand guard and tool rest with mounting screws and the two large flanges and nut for clamping the wheel to the arbor. With this use either of the grinding wheels shown in the right hand column.



No. 23-607 Right Hand Grinding Attachment.....\$1.35

GIANT POLISHING BARS—HANDY


If you have a lot of polishing to do, get these big 1 lb. bars, which will last you a long time.

No. 4007 — Red, for Gold, Silver, Sterling and all precious metals.....75c each

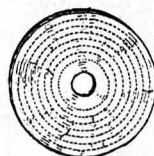
No. 4008 — White, for Nickel, Chromium, Iron, Stainless Steel, Cast Brass and Aluminum.....75c each

No. 4009 — Black, for removing rust, scale and tarnish. Has sharp cutting action.....75c each

No. 4010 — Brown, for Aluminum, Brass, Copper, Pewter, Wood, Plastic, Painted Surfaces, Horn and Hard Rubber.....75c each



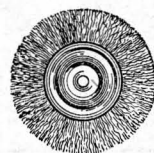
No. 4005 1/2" BUFFING WHEEL



A new development in buffing wheels, since it is not the usual thin, floppy kind but is a firm evenly sewed 1/2" wheel which produces the best polishing surface when used with our compounds. Several can be put together to produce a wide wheel for polishing big surfaces.

No. 4005 1/2"x6" Buff. Wh. \$0.80

WIRE BRUSHES REMOVE RUST



These wire brushes eliminate drudgery because when installed on the basic head you can remove rust and scale of all kinds in just a second. They are stiff and tough. Come in two sections each, six inches in diameter with 1/2" hole.

No. 3113 Coarse Brush.....\$1.50
No. 3114 Fine Brush.....\$2.25


LEFT HAND GRINDING UNIT



By attaching these parts to the basic No. 23-603 Head and using one of the grinding wheels listed to the right you can have an efficient, low-cost grinder. Unit consists of wheel guard and tool rest with mounting screws and two large flanges and nut for clamping grinding wheel to arbor.

No. 23-606 Left Hand Grinding Attachment.....\$1.35

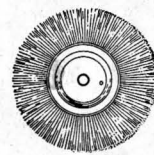
No. 5300 3" MOTOR PULLEY



To have your grinding wheels and buffing wheels run at correct speed use this 3" motor pulley on your motor. It has a 1/2" bore and a set screw for attaching to the motor shaft. Motor can either be mounted below grinding head or in back on bench as you desire.

No. 5300 3" Motor Pulley, 1/2" bore.....60c

FIBRE BRUSHES for General Cleaning



These brushes are ideal for general cleaning—not as harsh as a wire brush. A handy brush for a lot of work. Come in two sections each, six inches in diameter with 1/2" hole.

No. 3115 Fibre Brush.....\$1.95

Foreign Distribution Except Canada And The Philippine Islands Is Through Tauco Export Corporation, 38 Pearl St., New York 4, N. Y.



DELTA MANUFACTURING DIVISION

ROCKWELL MANUFACTURING COMPANY

General Sales Office: 6 N. Michigan Ave., Chicago 2, Ill.

MILWAUKEE 1, WISCONSIN

Start Your Shop Now, WITH THIS BIG, ECONOMICAL 8" HOMECRAFT* CIRCULAR SAW

No. 34-110
Circular Saw
\$34.95



The biggest portion of all Homecraft shop work is done on the Circular Saw . . . Start your shop right, build it around a good, solid Circular Saw. On it you can do all of your ripping and cross cutting—make hundreds of different mouldings—cut miters, curves—do drawer joint work, rabbeting, etc.

*Trade Mark Reg. U. S. Pat. Off.


SPECIFICATIONS

Diameter of saw blade.....8"
Maximum thickness of stock cut2 1/4"
Rips to center of panel (maximum width)14 1/2"
Table size15"x 18"
Tilt of table to right.....45 degrees
Diameter of arbor 3/8"
Overall Dimensions 21" long x 15" wide x 16 1/4" high.

YOU CAN MAKE HUNDREDS

OF DIFFERENT MOULDINGS . . .

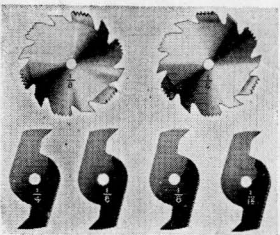
Picture Frames, Table Edges, Railings, Panel Strips, Brick Mould, Building Trim, etc. all can be easily and quickly made on your Circular Saw with the moulding cutter set. Has heavy-duty solid steel safety head, four sets of high speed knives and a wrench. Fifteen different knife styles are available.



Sets No. 247, 250, 251, 252, 253, 254, 255, 256, 257, 258, 259, 261, 262, 263, 264 and 269. Three knives to a set. Per set... \$3.00

DADO HEAD

Cuts grooves from 1/8" to 1 3/16" and up to 1 1/4" deep either with or against the grain. Made of the finest steel carefully hardened and tempered.



You get Accuracy, Convenience and Big Capacity in this 8" HOMECRAFT Circular Saw. The No. 34-110 8" HOMECRAFT Circular Saw incorporates many features found only in large production machines. It has an exceptionally large capacity, cutting stock up to 2 1/4" thick, with 63 3/4" of table in front of Saw Blade for support in cutting large stock.

The arbor runs in oil impregnated bronze bearings constantly wick lubricated from a reservoir in the base casting. The steel arbor has been precision ground to accurate limits and is 3/8" in diameter with accurately cut Acme threads to hold the saw blade and other accessories. It is a long arbor, and will accommodate all accessories, taking the Moulding Cutterhead and a Dado Head up to 13/16" wide.

The table is 18" long by 15" wide, fully machined, with two 3/16" by 1/2" milled slots running the entire length of the table to accommodate the Miter Gage. It tilts 45 degrees to the right, swinging on two heavy cast iron trunnions, and quickly and securely locks in place with two thumbscrews at either end of the table. The tilt scale indicates just the amount of angle in your cut. A conveniently placed ball crank handle in the front of the machine raises and lowers the table, while a handy, easy-to-read scale shows you just what depth of cut you are making.

The rip fence is a solid piece of cold rolled steel. It will slide to any position across the table, can be used on either side of the blade and is instantly and securely locked in place. Accuracy in Fence alignment is assured because the fence is adjustable and can be aligned with the saw blade.

Constructed of sturdy, grey cast iron, this saw provides long, trouble-free service in the home workshop. Look at this 8" Homecraft Circular Saw today . . . it is low in price and is just what you need for a good start on a Homecraft Shop of Your Own.

Exceptionally big cutting capacity—you will be able to cut stock up to 2 1/4" thick and rip to the center of a 14 1/2" panel.

You get the maximum in safety with the Swing Guard, Splitter and Anti-Kick-back Fingers. Guard completely covers Saw Blade. Splitter keeps work from pinching—Anti-Kick-back Fingers prevent work from kicking back and injuring operator.

Heavy-duty Rip Fence—used in any position on table—runs in accurately milled groove on underside of table casting—locks securely in place—adjustable, so that you can always keep Fence in perfect alignment.

The table tilts 45 degrees to the right. Swings on two heavy cast iron trunnions, front and rear of table. . . Locks in place with convenient thumb screws. . . Adjustable set screw provides accurate stop for table in the horizontal position at all times.

Large, conveniently located ball crank handle at front of machine provides easy, quick, means of raising or lowering table. Handy scale at front, tells you just how deep your cut is.

Miter Gage provides accurate angles of cut. . . pivots 60 degrees both right and left. Runs in accurately milled slots—you can use it on either side of saw blade.

CATALOG LISTING

- | | |
|---|---------|
| No. 34-110—8" HOMECRAFT Tilting Table Circular Saw complete with Rip Fence, Mitre Gage, 2 1/2" Arbor Pulley, Saw Guard, Splitter, Anti-Kickback Fingers and 8" Comb. Saw Blade. 75 lbs. . . . | \$34.95 |
| No. 325—8" Combination Blade with 3/8" hole. 1 1/2 lbs. . . . | \$ 4.95 |
| No. 326—8" Hollow Ground Blade with 3/8" hole. 1 1/2 lbs. . . . | \$ 7.25 |
| No. 333—6" Dado Head, consisting of two outer blades 1/8" thick, two inside cutters 1/8" thick, one inside cutter 1/4" thick, and one 1/16" thick. To cut grooves from 1/8" to 13/16", advancing by 1/16". With 3/8" arbor hole. 3 1/2 lbs. . . . | \$19.75 |
| No. 34-905—Dado Head Table Insert. . . . | \$.50 |
| No. 334—8" Rip Saw Blade 3/8" hole. 1 1/2 lbs. . . . | \$ 4.95 |
| No. 335—8" Cross Cut Circular Saw Blade, 3/8" hole. 1 1/2 lbs. . . . | \$ 4.95 |
| No. 453—V-Belt, 47-3/16 out cir. . . . | \$ 1.10 |
| No. 4051—Deltacraft Gum and Pitch Remover | \$ 1.25 |
| No. 5500—5" Motor Pulley (specify 1/2", 3/4", or 3/4" bore). 1 1/2 lbs. . . . | \$.90 |
| No. 34-813—Moulding Cutter set complete with heavy-duty steel head, four sets of knives styles A, B, C, and D and wrench. 8 lbs. . . . | \$17.25 |
| No. 34-906—Moulding Cutter Table Insert. . . . | \$.50 |
| No. 34-903—Miter Gage for accuracy in angle cutting. Pivots 60 degrees right and left. Can be used either side of saw blade. 4 lbs. . . . | \$ 1.75 |
| No. 34-904—Standard Table Insert. 1 1/2 lbs. . . . | \$.50 |
| No. 34-907—8" Combination Homecraft Saw Blade. 1 1/2 lbs. . . . | \$ 4.25 |
| No. 62-610—Capacitor Motor, 1/2 H.P., 115/230 Volt, 60 Cycle, AC Service 1725 r.p.m., 1/2" double shaft. 42 lbs. . . . | \$48.50 |
| No. 82-710—Capacitor Motor, 1/2 H.P., 115/230 Volt, 60 Cycle, AC Service 1725 r.p.m., 3/4" double shaft. 68 lbs. . . . | \$55.50 |
| Book No. 4533—Getting the Most Out of Your Circular Saw and Jointer | \$.25 |
| Book No. 4541—How to Plan a Home Workshop | \$.25 |
| Book No. 4563—Things to Make on Your Circular Saw and Jointer | \$.25 |

Foreign Distribution Except Canada And The Philippine Islands Is Through Tavo Corporation, 38 Pearl St., New York 4, N. Y.

DELTA MANUFACTURING DIVISION

Rockwell Manufacturing Company

600 E. Vienna Ave., Milwaukee 1, Wis.



Prices Subject to Change Without Notice



Build This Handy CLOTHES BASKET CART

THIS handy cart may be made from either pine or basswood scrap, or hardwood such as birch if you prefer. It is used to carry the clothes basket as shown in Photograph 1, and folded away as shown in Photograph 3 when not in use.

The parts required when building this cart are shown in Photograph 4. The stock is of 3/4" x 1 1/2" stock. The wheels are bent sawed to shape and drilled to receive the 3/4" dowel axles. Four 3/16" plywood washers are cut and drilled to be used as spacers between the wheel and the folding frame. The cart is assembled with eight 1/4" x 2" carriage bolts as shown in the drawing. For outside use the cart should be rubbed well with boiled oil and given several coats of paint.

Projects that are a pleasure to make!

Projects that are a pleasure to use!

Clear, Detailed Plans that leave nothing to guesswork

— the kind of helpful project material you get in

THE *Delta*gram

... popular woodworking hobbyists' magazine

Step-by-step directions for making exciting Delta-gram projects are complete and easy to understand. They are made that way by the use of clear pictures, detailed working drawings, and common, every-day words.

Even a beginner can follow Delta-gram instructions without waste of time and costly materials.

Everything Shop-Tested!

All plans, projects, designs, and shop hints are **shop-tested**, before being shown in The Delta-gram.

Thus, you can count on their being a big help to you, in producing good-looking results that win admiration . . . in performing tool operations more easily, more quickly, more safely.

Subscribe Now!

Let The Delta-gram give you enough plans and ideas for **two whole years** of woodworking fun. Get your subscription in now!

Paper shortages permit us to print only a limited number of Delta-grams. So to avoid disappointments, send in your order now. Mail it today with cash or money order.

*Trade Mark Reg. U.S. Pat. Off.

2 Years' Subscription only \$1.50

Right to your mailbox — in 12 big Delta-grams — comes page after page of how-to-do-it information for making furniture, lamps, toys and games, other thrilling projects!

HM-45A



DELTA MANUFACTURING DIVISION
 ROCKWELL MANUFACTURING COMPANY
 MILWAUKEE 1, WISCONSIN
 General Sales Office • 6 NORTH MICHIGAN AVENUE, CHICAGO 2, ILLINOIS



DELTA MILWAUKEE
 REG. U.S. PAT. OFF.

PRACTICAL FINISHING METHODS . . .

The book that every shop man has been waiting for. Tells in simple, easily-followed instructions how to do every possible finishing operation — how to prepare the work — how to stain — fill — varnish — lacquer, etc. Shows proper use of spray gun and brush. Tells how to mix your own low cost ma-

terials. Silk screen process — how to finish metals — make decorations. In fact, it's a complete guide on every practical finishing operation, giving secret methods developed over many years. 64 pages, profusely illustrated.

Price50c

Give Your Work That **PROFESSIONAL LOOK!**

Do a finished job with this economically priced 4-inch **Homecraft* Jointer**. Entertain your children with toys and games . . . provide your wife with many conveniences . . . all made in your own shop, with your own tools.

**No. 37-110
Jointer
\$29.95**



SPECIFICATIONS

Capacity 4" wide
Rabbet 1/4" deep
Fence Tilts right and left 45°
Overall fence dimensions 20"x3"
Adjustable Stop at 90°
Number of knives in cutterhead 3
Table length, overall 24 3/8"
Overall Dimensions—8 1/8" high x 28 1/8" long x 9 3/4" wide.
Unit has sealed-for-life ball bearings requiring no further lubrication for the life of the bearings.

* Trade Mark Reg. U. S. Pat. Off.

Here is a 4-inch jointer priced for your pocket book—one that will be a most welcome addition to your shop. This new Homecraft Jointer embodies many outstanding features found only in large commercial tools. It will rabbet up to 1/4 inch deep and has a 4-inch capacity in width of cut.

The fence is an accurately ground casting heavily ribbed for rigidity and to prevent warpage. It is 20" long by 3" high; locks in place anywhere across the table; can be tilted 45 degrees to the right or left and is provided with an adjustable stop so that the fence can be returned to 90 degree setting without continually rechecking.

Conveniently located control knobs in front and back permit accurate setting of the table; both tables are finish ground after assembly, thus assuring you the true alignment necessary for accurate work.

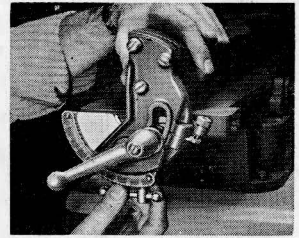
Solid steel cutterhead runs in sealed ball bearings . . . requires no further lubrication. Three high speed steel knives are securely locked in dove-tailed grooves of cutterhead.

Here is the best jointer for its price on the market today, built expressly for your home workshop, big enough to perform your home-craft jobs, yet small enough for easy handling, and economical enough to fit your purse.

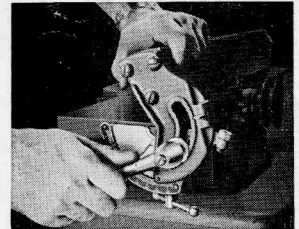
CATALOG LISTING

- No. 37-110—4" Lubricated-for-life Ball Bearing Homecraft Jointer as illustrated, 50 lbs., Code HOMCD \$29.95
- No. 453—V-belt for No. 37-110 Jointer, 47 1/4" Out. Cir., 1 lb., Code: MORBL \$1.10
- No. 5650—6 1/2" Motor Pulley with set screw for use on Motor Shaft (specify 1/2", 5/8" or 3/4" bore) 1 1/2 lbs., Code: PULOQ \$1.20
- No. 37-802—Set of three high speed steel knives for No. 37-110 Jointer, 3/8 lb., Code: JOIK1 \$2.95
- No. 49-307—Cord and Plug for No. 60-010 Motor, 1/2 lb., Code: SWITCH \$.75
- No. 49-308—Toggle Switch for No. 60-010 Motor, 1/2 lb., Code: SWITI \$.75
- No. 60-010—1/4 H.P. Single phase Homecraft Motor, 110 V., 60 cy., 1725 r.p.m. without cord, plug or switch. This is a split-phase, sleeve bearing motor for general light home use. 27 lbs. Code: SACFA \$13.00
- No. 62-110—1/2 H.P. Ball-Bearing, heavy duty Capacitor Motor, 115/230 V., 60 cy., 1725 r.p.m., single phase, 34 lbs., Code: SACCA \$39.00
- Book No. 4533—Getting the Most Out of Your Circular Saw & Jointer \$.25
- Book No. 4541—How to Plan a Home Workshop \$.25
- Book No. 4563—Things to Make on Your Circular Saw and Jointer \$.25


Look! You get all these features and many more in the new Homecraft Jointer . . . Finish ground Tables . . . Tilting Fence . . . Knife Guard . . . Adjustable stop at 90 degrees . . . Sealed-for-life Ball Bearings . . . Tilt Indexing Scale . . . Rabbeting Arm . . . All-over Husky Construction.



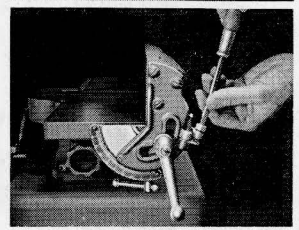
Convenient ball-end handle unlocks fence, which can be slid entire width of table and locked in place at any position.




Fence is quickly tilted. Quarter-turn of convenient handle loosens lock and fence can be tilted to any angle desired. Turn handle tight and fence is securely locked in place.




A touch of the finger moves the stop link in or out of engagement with the adjustable stop, enabling fence to be set to any angle and returned instantly to original setting at 90 degree position.




To insure greatest accuracy when tilting fence, the stop screw is adjustable. Once stop is set, fence will return to its original setting.



Convenient hand knobs allow both front and rear tables to be raised or lowered in a jiffy. Capacity up to 1/4 inch in depth.




Rabbet cuts a full 1/4" deep can be cut at one pass of the work. Firm, steady, rest provided by heavy cast rabbeting arm.



Fence tilting mechanism provided with handy, accurate scale. Fence can be accurately tilted for any angle. Tilt scale shows you exact angle.



Knife guard completely covers knives and slides back out of the way with the work. Instantly removed for rabbeting and as quickly replaced.

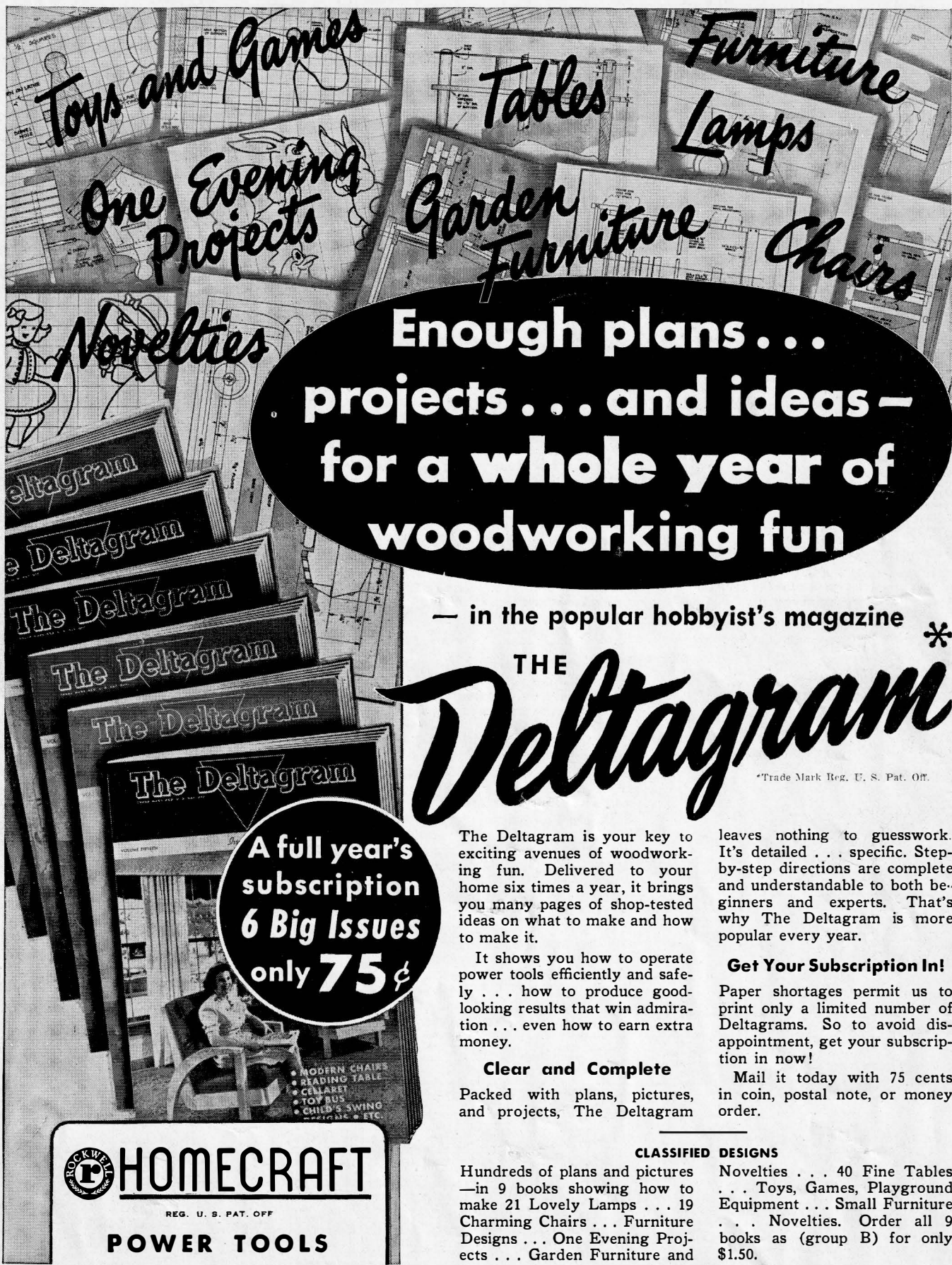


DELTA MANUFACTURING DIVISION

Rockwell Manufacturing Company

600 E. Vienna Ave., Milwaukee 1, Wis.





Toys and Games

Tables

Furniture
Lamps

One Evening
Projects

Garden
Furniture

Chairs

Novelties

**Enough plans . . .
projects . . . and ideas —
for a whole year of
woodworking fun**

— in the popular hobbyist's magazine *
*

THE
Deltagram

*Trade Mark Reg. U. S. Pat. Off.

**A full year's
subscription
6 Big Issues
only 75¢**

The Deltagram is your key to exciting avenues of woodworking fun. Delivered to your home six times a year, it brings you many pages of shop-tested ideas on what to make and how to make it.

It shows you how to operate power tools efficiently and safely . . . how to produce good-looking results that win admiration . . . even how to earn extra money.

Clear and Complete

Packed with plans, pictures, and projects, The Deltagram

leaves nothing to guesswork. It's detailed . . . specific. Step-by-step directions are complete and understandable to both beginners and experts. That's why The Deltagram is more popular every year.

Get Your Subscription In!

Paper shortages permit us to print only a limited number of Deltagrams. So to avoid disappointment, get your subscription in now!

Mail it today with 75 cents in coin, postal note, or money order.

CLASSIFIED DESIGNS

Hundreds of plans and pictures —in 9 books showing how to make 21 Lovely Lamps . . . 19 Charming Chairs . . . Furniture Designs . . . One Evening Projects . . . Garden Furniture and

Novelties . . . 40 Fine Tables . . . Toys, Games, Playground Equipment . . . Small Furniture . . . Novelties. Order all 9 books as (group B) for only \$1.50.

ROCKWELL HOME
CRAFT

REG. U. S. PAT. OFF.

POWER TOOLS

Foreign Distribution Except Canada And The Philippine Islands Is Through Tauco Export Corporation, 38 Pearl St., New York 4, N. Y.



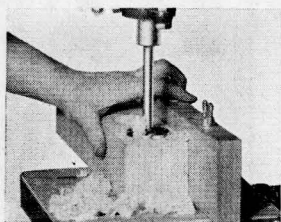
DELTA MANUFACTURING DIVISION

ROCKWELL MANUFACTURING COMPANY


General Sales Office: 6 N. Michigan Ave., Chicago 2, Ill.

MILWAUKEE 1, WISCONSIN


YOU CAN *Drill, Mortise, Rout, Carve, Sand, Shape* and Grind WITH THIS NEW 11" HOMECRAFT* DRILL PRESS



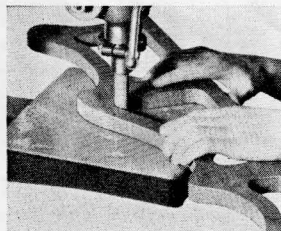
Boring in wood with standard machine spur bits is practical because of the standard high speeds . . . holes up to 2" in diameter can be bored with standard multi-spur bits.




The routing of all kinds of grooves is made simple, using standard router bits. Much intricate work can be done which would otherwise take hours of tedious hand labor.



Many types of shaping work can be handled on the drill press with the shaper attachments. Drill press head may be used either right side up or inverted.



Difficult sanding operations of inside or intricate curves can be handled with ease and provide perfect, clean edges with the use of the sanding drums and sleeves.



Mortising is one of the many useful operations handled on this new Drill Press. Even the inexperienced can make good, clean, accurate mortises.

Nothing quite like this new Drill Press has ever been offered at such a reasonable price. It will do so many jobs for you, accurately and quickly, that it is a "must" for any home craft shop, whether it is the shop of a beginner or of an experienced craftsman.

The capacity of the 11" HOMECRAFT Drill Press is 1/2" in Cast Iron. The chuck furnished is a hex key chuck 1/8" to 1/2" in capacity. The four speeds provided offer a range from 700 r.p.m. to 4700 r.p.m. It has a free floating spindle similar to that used in other Delta Drill Presses, with a spindle travel of 3 5/8 inches.

Porous Bronze Bearings are used in the quill and a ball thrust bearing is incorporated in the spindle pulley to take the thrust of the drill. Only periodic lubrication is necessary. The heavy steel quill 1 3/4" in diameter is furnished with a stop rod with knurled stop nuts for repetition depth drilling.

A complete line of accessories is available, shaper cutters and other shaping accessories, a mortising attachment for making mortise-and-tenon joints, cup wheels, sanding drums and sleeves, router bits, plug cutters, etc.

See this machine at your local dealer today . . . check it over carefully and see for yourself the exceedingly high value built into this new 11" HOMECRAFT Drill Press . . . you'll want it for your shop, because it provides such a wide range of uses with such high quality at such a low price.

CATALOG LISTING

- No. 11-110—11" HOMECRAFT Drill Press complete with Hex Key Chuck 1/8" to 1/2" capacity, No. 340 V-belt, No. 985 Motor Pulley 1/2" bore. Without Motor or Switch. 82 lbs., Code: HOMCA\$39.95
- No. 340—V-belt. 36 1/2" Out. Cir., 1/2 lb.\$.85
- No. 882—Lamp attachment with shade, socket, and cord. Four Flat Links. Three Bolts and attachment Bracket. 1 1/4 lbs. Code LAMPA\$ 2.50
- No. 985—4-step. 1/2" bore Motor Pulley with set screws. 2 1/2 lbs., Code: NEWPU\$ 1.85
- No. 992—3 1/2" x 1 1/2" Cup Wheel\$ 2.50
- No. 11-800—3/8" - 1/2" Hexagon Key Chuck and Spindle\$ 6.00
- No. 11-807—Collet. 0 to 3/8" capacity for Chuck on No. 11-800 Spindle\$ 1.50
- No. 11-808—Collet. 1/8" to 1/2" capacity for Chuck on No. 11-800 Spindle\$ 1.50
- No. 972—Spindle with Jacobs Chuck and Key, No. 60-1/2" Cap., 3 1/2 lbs.\$ 9.75
- No. 973—Spindle with No. 1 Morse Taper hole, 2 lbs.\$ 3.00
- No. 974—Spindle with 1/2" hole for Router Bits, 2 1/2 lbs.\$ 2.00
- No. 977—Spindle for Shaper Cutters with 5/16" hole, 2 lbs.\$ 2.00
- No. 991—Spindle for Cup Grinding Wheels, 2 lbs.\$ 1.75
- No. 49-307—Cord and Plug for No. 60-010 Motor. 1/2 lb.\$.75
- No. 49-308—Toggle Switch for No. 60-010 Motor. 1/2 lb.\$.75
- No. 60-010—1/4 H.P. Split-phase Homecraft Motor, 115 V., 60 cy., 1725 r.p.m., single-phase. without cord, plug or switch, 27 lbs.\$13.00
- No. 62-110—1/2 H.P. Ball-bearing, Capacitor Motor, 115/230 V., 60 cy., 1725 r.p.m., single-phase, complete with cord, plug and toggle switch, 34 lbs.\$39.00
- Book No 4530—Getting the Most Out of Your Drill Press\$.25




**No. 11-110
DRILL PRESS
\$39.95**
Shown with Motor


*Trade Mark Reg. U. S. Pat. Off.

SPECIFICATIONS

Table	8"x8"
Base Table	6"x7 3/4"
Column Diameter	1 7/8"
Spindle to table	11"
Spindle to base	14 3/8"
Spindle travel	3 5/8"
Capacity in Cast Iron	1/2"
Overall Dimensions	33 3/4" high x 11 3/4" wide x 19 1/4" deep
Speeds with standard 1725 r.p.m. motor, No. 340 V-belt and No. 985 Motor Pulley—700, 1250, 2400 and 4700 r.p.m.	



Drill Press provides fast, accurate method of surfacing for the home crafter.



Using small carving bits saves hours of patient labor on many carving operations.


DELTA MANUFACTURING DIVISION

Rockwell Manufacturing Company

600 E. Vienna Ave., Milwaukee 1, Wis.



WITH THESE ACCESSORIES YOU CAN DO MANY JOBS




With the addition of the No. 976 Mortising attachment and the No. 974 Spindle the Homecraft Drill Press may be converted into an accurate Mortising machine and anyone, even without previous experience, can make straight true square-end mortises in all kinds of wood and of practically any width in a fraction of the time necessary by hand methods.

Capacity under hold-down, 4 3/4" thick. Capacity from ends of hooked rods to fence, 2 3/4" thick.


No. 976—Mortising Attachment complete with Heavy Fence, Hold-down Bracket, Hold-down and Rod, Chisel Holder, Curved Arms and Bolts. Without Spindle. 7 lbs. \$ 6.00

MORTISING CHISELS	No. 634—1/4" Mortising Chisel. Code: HOLOA	\$ 1.35
	No. 636—3/8" Mortising Chisel. Code: HLOC	\$ 1.50
	No. 638—1/2" Mortising Chisel. Code: HOLOD	\$ 1.70
MORTISING BITS	No. 514—1/4" Mortising Bit. Code: BITOA	\$ 1.65
	No. 516—3/8" Mortising Bit. Code: BITOC	\$ 1.65
	No. 518—1/2" Mortising Bit. Code: BITOE	\$ 1.65
BUSHINGS	No. 524—3/16" Bushing. Code: BUSHA	\$.50
	No. 525—1/4" Bushing. Code: BUSHB	\$.50
	No. 526—19/64" Bushing. Code: BUSHC	\$.50
ROUTER BITS	No. 474—1/4" Router Bit. Code: ROUTA	\$ 1.25
	No. 475—5/16" Router Bit. Code: ROUTB	\$ 1.25
	No. 476—3/8" Router Bit. Code: ROUTC	\$ 1.25
	No. 477—7/16" Router Bit. Code: ROUTD	\$ 1.25
	No. 478—1/2" Router Bit. Code: ROUTE	\$ 1.30
	No. 480—Complete Set of Router Bits. Code: ROUJO	\$ 6.30
PLUG CUTTERS	No. 814—3/8" Plug Cutter. Code: PLUGA	\$ 3.85
	No. 815—1/2" Plug Cutter. Code: PLUGB	\$ 3.85
	No. 816—3/8" Plug Cutter. Code: PLUGC	\$ 4.50
	No. 817—3/4" Plug Cutter. Code: PLUGD	\$ 4.95
	No. 819—1" Plug Cutter. Code: PLUGE	\$ 6.10
	No. 822—Complete Set of Plug Cutters. Code: PLUGS	\$ 23.25
MACHINE SPUR BITS	No. 804—1/4" Machine Spur Bit. Code: SPURA	\$ 1.25
	No. 805—5/16" Machine Spur Bit. Code: SPURB	\$ 1.25
	No. 806—3/8" Machine Spur Bit. Code: SPURC	\$ 1.40
	No. 807—7/16" Machine Spur Bit. Code: SPURD	\$ 1.55
	No. 808—1/2" Machine Spur Bit. Code: SPURE	\$ 1.75
	No. 809—3/4" Machine Spur Bit. Code: SPURF	\$ 2.10
	No. 810—5/8" Machine Spur Bit. Code: SPURG	\$ 2.35
	No. 812—3/4" Machine Spur Bit. Code: SPURK	\$ 3.00
	No. 818—Complete Set. Code: SPURL	\$ 14.65




You Can Do Shaping Work on Your Drill Press With These Accessories

Fully adjustable Fence with both halves independent of each other. Adjustable endwise so opening may be made small as possible to fit the work—a good safety feature.




No. 982—Shaper Fence, 12 lbs. \$ 9.25




Spring Hold Downs hold work against fence and table. Can be used on either end of the fence, and are provided with universal brackets and long flexible springs that accommodate work up to 3 1/2" thick.

No. 983—Set of Spring Hold Downs with straight and bent posts, two springs, two spring brackets, and one post bracket. 2 lbs. \$ 3.00

These Three Lip Cutters provide hundreds of moulding shapes. Made of special steel and hardened in oil, these cutters can be re-sharpened again and again by merely grinding across the face of the cutting lips.




No. 980—Set of 24 Edge Cutters with No. 978 Adapter and 6 collars in a box. 2 lbs. \$ 25.00



No. 11-806—Plywood Shaper Table 17-13/16" x 23-13/16", 3/4" thick \$ 5.00

Large Wood Shaper Table made of plywood and drilled for easy fastening to top of regular Drill Press table. Provides large working surface, and firm support for all shaping on Drill Press.

SANDING DRUMS AND ABRASIVE SLEEVES FOR INSIDE AND CURVED SANDING WORK ON YOUR DRILL PRESS.



Perfect work is easy with these sanding drums. No fasteners to bump—no uneven expansion. In these drums, each rubber section is separated from its neighbor by non-corrosive bakelite washers, with metal bushings next to the arbor.

the disks are expanded perfectly, uniformly, produce perfect work and run dead true.

No. 840 drum has 1/2" diameter stem to fit 1/2" hollow spindle or chuck. Others have 1/2" bore.

No. 830—3" dia. x 3" Drum, with one sleeve. Fits 1/2" dia. shaft. 2 lbs. Code: SADRA \$ 3.75

No. 831—3"x3" sleeves, coarse garnet. Code: SASLA \$.95

No. 832—3"x3" sleeves, medium garnet. Code: SASLB \$.95

No. 833—3"x3" sleeves, al. oxide (for metal). Code: SASLC \$ 1.30

No. 835—1 1/4" dia. x 2" drum, with one sleeve. Fits 1/2" dia. shaft. 1 1/4 lbs. Code: SADRB \$ 2.40

No. 836—1 1/4"x2" sleeves, medium garnet. Code: SASLE \$.80

No. 837—1 1/4"x2" sleeves, fine garnet. Code: SASLF \$.80

No. 838—1 1/4"x2" sleeve, al. oxide (for metal). Code: SASLG \$.90

No. 840—1 1/16" dia. x 2 1/2" Drum, with one sleeve. With 1/2" shank to fit hollow spindle or chuck. 8 oz. Code: SADRC \$ 1.35

No. 841—1 1/16"x2 1/2" sleeves, medium garnet. Code: SASLK \$.80


No. 842—1 1/16"x2 1/2" sleeves, fine garnet. Code: SASLM \$.80

No. 847—1 1/16"x2 1/2" sleeves, al. oxide (for metal). Code: SASLO \$.85

Note: All sleeves sold in packages of 1/2 doz.

Cat. No.	Out. Diam.	Price	V-BELT PULLEYS
5200	2"	\$.55	For belts 1/2" wide, 3/8" thick and 45° angle. Safety disc type—no spokes. Perfectly balanced. Have 1/8" hollow head set screw, 5/8" and 3/4" bores have a 3/8" keyway. All sizes can be furnished in 1/2", 5/8" and 3/4" bores. 1/2" bore furnished unless otherwise specified. Maximum bore available on Nos. 5200 to 5300 is 3/4".
5225	2 1/2"	.55	
5250	2 3/4"	.55	
5275	2 7/8"	.55	
5300	3"	.60	
5350	3 1/2"	.65	
5400	4"	.70	
5450	4 1/2"	.80	
5500	5"	.90	
5550	5 1/2"	.95	
5600	6"	1.05	
5650	6 1/2"	1.20	
5700	7"	1.45	
5710	7 1/4"	1.75	
5800	8"	1.85	
6100	10"	1.85	
6200	12"	2.00	

*Has Keyway.




HANDY VISES

Of tested quality and usefulness, these vises are for Drill Press, Grinder or Bench Work. Quickly raised to any angle desired

and just as quickly locked in place with the tightening clamp screws. Accurate angle graduations are clearly marked on side of vise.

No.	Jaw	Opening	Length	Each
*1024	1 1/2" x 1"	1 5/8"	4 5/8"	\$ 4.50
1025	1 1/2" x 1"	1 5/8"	4 5/8"	6.00
1026	2 1/2" x 1-7/16"	2 1/2"	6 1/4"	9.95

*No. 1024 same as No. 1025 but without raising feature.



V BELTS

Designed to make perfect contact with the side of the V-groove, these belts will transmit maximum horsepower with minimum slip. Cords are saturated with pure liquid rubber, imbedded in special rubber stock which resists fatigue and carries off heat.

NOTE: When ordering belts for which number is not known, measure around outside diameters of pulleys, then select belt of nearest outside circumference in the table.

No.	Size, inches			Price
	Outside Circum.	Top Width	Thickness	
*284	28	1/2	9/32	\$0.65
*281	30-7/16	1/2	9/32	.75
*289	46	1/2	9/32	1.05
*291	29	1/2	9/32	.70
*294	51	1/2	9/32	1.15
†331	35-1/8	1/2	9/32	.85
340	36-1/2	1/2	9/32	.85
355	38-1/2	1/2	9/32	.90
387	39-7/8	1/2	9/32	.90
410	42	1/2	9/32	.95
430	44	1/2	9/32	1.00
453	47-3/16	1/2	9/32	1.10
501	51-5/8	1/2	9/32	1.15
510	52-7/8	1/2	9/32	1.15
520	54-1/8	1/2	9/32	1.20
521	62-3/4	1/2	9/32	1.30
530	55	1/2	9/32	1.20
560	58-5/16	1/2	9/32	1.25
568	59-3/8	1/2	9/32	1.30
588	60-13/16	1/2	9/32	1.30
588	61-11/16	1/2	9/32	1.30
395	61-13/16	1/2	9/32	1.30
618	64-15/16	1/2	9/32	1.30
644	66-1/4	1/2	9/32	1.40
670	69-1/2	1/2	9/32	1.45
†673	74-3/4	15/32	9/32	1.55
750	77-1/2	1/2	9/32	1.65
49-141	60	1/2	9/32	1.30

*Come in matched sets of three
†Special belt for variable Scroll Saw
‡This belt 15/32" wide, for No. 620 drill press

Foreign Distribution Except Canada And The Philippine Islands Is Through Tauco Export Corporation, 38 Pearl St., New York 4, N. Y.



DELTA MANUFACTURING DIVISION

ROCKWELL MANUFACTURING COMPANY


General Sales Office: 6 N. Michigan Ave., Chicago 2, Ill.

MILWAUKEE 1, WISCONSIN

You'll Want This Big Homecraft* 11" Lathe

For Its Many Fine Features and Low Price . . .

No. 46-230 Lathe
\$44.95



Specifications:

Length56½"
Height12"
Width6¾"
Capacity 11" Dia., 37" Long
Spindle 1¼" at center
Speeds 940, 1400, 2140, 3250 r.p.m.
With 5/8" hole for repetition work
—heavy-duty Timken Taper Roller Bearings.

No. 46-230 — 11" HOMECRAFT Lathe with accessories as shown. 82 lbs., \$44.95

No. 932—Motor Pulley ½" bore. 2 lbs.\$1.50

No. 588—V-Belt for Lathe. ½ lb.\$1.30

No. 62-110—⅓ H.P. Ball Bearing, Capacitor Motor, 115/230 V., 60 cy., 1725 r.p.m., single phase, complete with cord, plug and toggle switch, 34 lbs.\$39.00

Book No. 4534—Getting the Most out of Your Lathe25

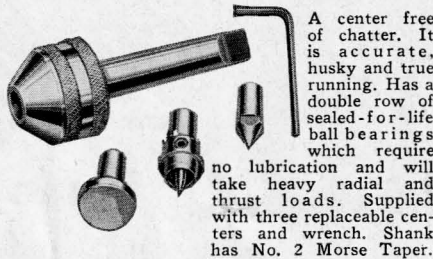
Book No. 4541—How to Plan a Home Workshop25

Book No. 4561—Things to Make on Your Lathe25

Check These Advantages —

1. Fine grained, grey iron bed—heavily ribbed to provide rigidity and strength. Has accurately ground ways.
2. Timken Tapered Roller Bearings, with adequate thrust and load capacity, used to carry spindle.
3. No. 2 Morse taper centers and other attachments for quick changes; heavy, non-jamming thread on both ends of spindle.
4. Double row index mechanism built into headstock; invaluable for quick division of spindle or faceplate work.
5. 5/8" hole through headstock, for repetition work on rods and dowels.
6. Graduated tailstock sleeve and adjustable pointer for convenience in drilling work held in chuck.
7. No wrench required to lock tailstock to bed. Ball lever at rear, locks or unlocks tailstock in one quick movement.
8. Set-over tailstock, enabling centers to be aligned accurately to compensate for any slight unevenness of bench surface.
9. Slide rest and other metal-working attachments available at moderate cost, permitting lathe to be used for light metal work, such as armature turning (not a screw cutting lathe).

BALL BEARING CENTER



A center free of chatter. It is accurate, husky and true running. Has a double row of sealed-for-life ball bearings which require no lubrication and will take heavy radial and thrust loads. Supplied with three replaceable centers and wrench. Shank has No. 2 Morse Taper.

No. 1490 Ball Bearing Center\$8.00

NEW ALL-PURPOSE CARBIDE TIPPED TURNING CHISELS



Diamond lapped ready for use. Two tools do the work of eight. Comes in two styles, Square Nose and Round Nose—two sizes 1/8" for small, fine work and 1/4" for larger, heavy work. Cuts free hand on all materials such as plexiglas, lucite, bakelite, fiber, wood, brass, bronze, aluminum, magnesium, copper, nickel, silver, etc.—all on regular wood turning lathe at wood turning speeds.

You can turn metals and plastics free hand as easily as wood. You need no heavy compound tool rests or bulky expensive equipment. Chisels have extremely long cutting life. Require little or no sharpening.

- No. 46-801—1/8" Square Nose Carbide Tipped\$4.65
- No. 46-802—1/8" Round Nose Carbide Tipped\$4.65
- No. 46-803—1/4" Square Nose Carbide Tipped\$4.65
- No. 46-804—1/4" Round Nose Carbide Tipped\$4.65

WOOD TURNING TOOLS



Made of special alloy steel. Will not easily lose their edge. Extra long hardwood handles, 1 1/4" x 10 1/2", overall length 15".

- No. 121—1" Skew Chisel\$1.85
- No. 122—3/4" Gouge\$1.85
- No. 123—1/2" Gouge\$1.50
- No. 124—1/2" Skew Chisel\$1.25
- No. 125—1/2" Parting Tool\$1.30
- No. 126—1/2" Gouge\$1.50
- No. 127—1/2" Spear Point\$1.25
- No. 128—1/2" Round Nose\$1.30
- No. 130—Set of above 8 tools. 6 lbs.\$11.80

<p>No. 933—drive center 2.25</p>	<p>934—cup center.. 1.40</p>	<p>940—screw center 1.80</p>	<p>939—60° plain center 1.50</p>	<p>144—R.H. screw-on arbor 2.30</p> <p>145—L.H. screw-on arbor 2.30</p>	<p>968—geared chuck cap. 1/2" 8.30</p>
----------------------------------	------------------------------	------------------------------	--	---	--

<p>No. 163 3" x 3" Sanding Drum\$4.10</p> <p>No. 164 1 3/4" x 2" Sanding Drum\$2.25</p>	<p>No. 4005 1/2" x 6" Buffing Wheel\$0.80</p>	<p>No. 3113 Wire, Coarse \$1.50</p> <p>No. 3114 Wire, Fine \$2.25</p> <p>No. 3115 Tampico Fiber \$1.95</p>	<p>No. 3101 50 grit, 6" Emery Wheel, 1/2" hole, 1/2" wide \$1.50</p> <p>No. 3102 60 grit, 6" Emery Wheel, 1/2" hole, 1/2" wide \$1.50</p>
---	---	--	---

<p>941-A—tool rest base for 11" lathe \$1.50</p>	<p>No. 697—floor stand for tool rests 9.90</p>	<p>692—12" tool rest 1.25</p>	<p>690—4" tool rest .90</p>	<p>695—right angle tool rest 1.50</p>	<p>694—24" tool rest 2.75</p>
--	--	-------------------------------	-----------------------------	--	-------------------------------

<p>No. 948-A—steady rest—\$5.00</p>	<p>No. 936—3" face plate R.H. thread—\$1.10</p>	<p>No. 937—6" face plate R.H. & L.H. thread—\$2.50</p>	<p>Boring Bars and Holder</p> <p>No. 962—holder with 1/8", 3/16" and 1/4" bars\$4.00</p> <p>No. 966—set of 3 boring bars 1/8", 3/16" and 1/4"\$1.65</p>	<p>No. 938 5" Handwheel, left hand thread only. For quick stopping. \$1.95</p>
-------------------------------------	---	--	--	--

Foreign Distribution Except Canada And The Philippine Islands Is Through Tauco Export Corporation, 38 Pearl St., New York 4, N.Y.

DELTA MANUFACTURING DIVISION

ROCKWELL MANUFACTURING COMPANY


General Sales Office: 6 N. Michigan Ave., Chicago 2, Ill.

MILWAUKEE 1, WISCONSIN

a Whole Year's Supply

of photographs, working drawings,
and step-by-step directions . . .

for more woodworking fun, making fur-
niture . . . lamps . . . toys and games . . .
novelties . . . other interesting projects



Every
issue full of
how-to-do-it
information
that is help-
ful to you!

Only 75c
—delivered to your
home six times a year in

THE Deltagram

**Popular, plan-packed
hobbyist's magazine**

*Trade Mark Reg. U. S. Pat. Off.

What a bargain! Page after page of plans, projects, and ideas—enough for a whole year of fun in your woodworking shop. All for only 75c!

A Gold-Mine of Information
You receive six big issues of The Deltagram. And in each issue you get the latest tips on how to perform operations more easily, more quickly, more safely.

The Deltagram leaves nothing to guesswork. Everything is detailed and specific. Complete, step-by-step instructions

are in common, every-day language. Even a beginner can follow them without costly waste of time and materials.

Subscribe Now
Don't miss a single issue of The Deltagram. Get your subscription in now for a year of enjoyment from this pleasure-packed magazine.

Paper shortages limit the number of subscriptions we can accept. So to avoid disappointment, mail your order today with 75c in coin, postal note, or money order.

PROJECT BOOKS

Ten Detailed Books on a wide variety of projects, such as modern furniture, lamps, picture frames, garden furniture, games, toys, novelties, gifts, kitchen accessories, cut-outs, and many other things that are fun to make, fun to use. Each project is completely illustrated, mi-

nutely described, so that construction is easy. As many as 41 projects in a book—material for months of enjoyment. Order all 10 books as "Group M" for only \$1.00 . . . or get them separately (books No. 2 to 11) for 10c each.

ROCKWELL HOME CRAFT
REG. U. S. PAT. OFF.
POWER TOOLS




DELTA MANUFACTURING DIVISION

ROCKWELL MANUFACTURING COMPANY

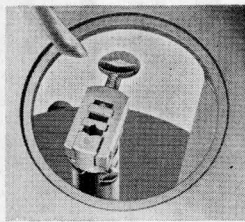
General Sales Office: 6 N. Michigan Ave., Chicago 2, Ill.

MILWAUKEE 1, WIS.


It's Fun TO MAKE USEFUL, BEAUTIFUL THINGS WITH YOUR NEW 16" HOMECRAFT* SCROLL SAW



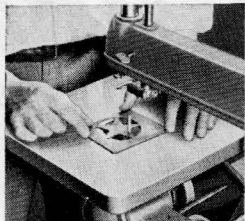
Blade Guide is Ideal for close following of a line or pattern. It's a big aid in producing perfect work.




Universal Chuck is of steel. Light but strong and capable of holding all blades, files, sanding attachments, etc.



The Spring Hold Down can be tilted with the table. This means you always get a smooth operation as work is firmly held.



Files with 1/8" or 1/4" shanks are held securely in V-jaws of the Universal Chuck.



Sanding Attachment held in V-jaws without any change. Makes finishing of exterior and interior surfaces easy.

SPECIFICATIONS

Cuts to center of	32" panel
Thickness of cut	2" in wood
Cutting strokes per minute	
with 3" Motor Pulley	
(for wood, plastics, etc.)	1275
with 2" Motor Pulley	
(for light metals)	800
Table size	11"x 11"
Table tilts	45° right and 15° left
Overall Length	26 3/4"
Width	12 1/2"
Weight	20 1/4"
Upper and lower chucks turn 90 degrees for unlimited length of cut.	

**No. 40-110
SCROLL SAW
\$29.95**

Lamp Attachment and Motor Extra

The New 16" HOMECRAFT Scroll Saw does away with the old-fashioned slowness, the painstaking care, once needed to turn out worthwhile looking projects.


Now, with the 16" HOMECRAFT Scroll Saw, with a speed of 1275 cutting strokes per minute you can do fast, accurate, professional looking work. At the same time you will get real pleasure out of making useful and beautiful projects for your family and friends . . . projects they will be most happy to get and pleased to use.

Practically every type of sawing can be done with the new No. 40-110 HOMECRAFT 16" Scroll Saw. Intricate work not possible with other saws, fine fret work, inlay work and marquetry, complicated jig saw puzzles and other sawing in almost every type of material.

Bearings are constantly lubricated from the splash system in the crankcase. Blade chuck is universal type to fit all types of blades, files and the sanding attachment. Pump in head supplies continuous air flow to keep "cutting line" free from sawdust. Table is 11"x 11" and tilts 45 degrees to the right and 15 degrees to the left for angle cutting. Guides are fully adjustable. Upper and lower chucks rotate 90 degrees for unlimited length of cut. Capacity under plunger is 2" . . . cuts to center of 32" panel. Base and arm is strong, rigid, one piece casting accurately machined. The pulley guard, easily removable, protects operator completely.

Yes! It's a must for your shop . . . visit your dealer today. You will have to see this new saw in action to appreciate how far ahead of other comparably priced Scroll Saws it really is. And the price . . . the lowest possible for its fine quality.

*Trade Mark Reg. U. S. Pat. Off.



Notice how the Belt and Pulley Guard provides complete protection for the operator.

CATALOG LISTING

40-110—16" HOMECRAFT Scroll Saw complete with No. 5400 pulley, 3 saw blades and pulley guard, without motor, lamp attachment or switch. Code HOMCF.	\$29.95
40-805—Set of 6 saw guides. Code HOMFA	\$1.00
5300—3" Motor Pulley, specify 1/2" or 3/4" bore	\$.60
5200—2" Motor Pulley, specify 1/2" or 3/4" bore	\$.55
387—V-Belt, 39 3/4" Out. Cir.	\$.90
711—Sanding Attachment with one sleeve	\$1.50
715—Self centering lower jaw chuck	\$1.00
841—6 medium garnet sleeves.	\$.80
842—6 fine garnet sleeves.	\$.80
882—Lamp attachment	\$29.50
49-307—Cord and Plug for No. 60-010 Motor, 1/2 lb.	\$.75
49-308—Toggle Switch for No. 60-010 Motor, 1/2 lb.	\$.75
60-010—1/4 H.P. Single phase HOMECRAFT Motor, 110 V., 60 cy., 1725 r.p.m. without cord, plug or switch. This is a split phase, sleeve bearing motor for light home use. 27 lbs.	\$13.00
62-110—1/3 H.P. Ball-Bearing, heavy duty Capacitor Motor, 115/230 V., 60 cy., 1725 r.p.m., single phase. 34 lbs.	\$39.00
Book No. 4532—Getting the most out of your Band Saw and Scroll Saw	\$.25
Book No. 4541—How to plan a Home Workshop	\$.25
Book No. 4562—Things to make on your Scroll Saw.	\$.25
Machine Files with 1/4" shank	
726—Square	\$.50
727—Crochet	\$.50
728—Half Round	\$.50
729—Round	\$.50
730—Triangle	\$.50
731—Oblong	\$.50
740—Set of above six	\$3.00
Machine Files with 1/8" shank	
751—Square	\$.50
752—Crochet	\$.50
753—Half Round	\$.50
754—Round	\$.50
755—Triangle	\$.50
756—Oblong	\$.50
757—Lozenge	\$.50
758—Knife	\$.50
760—Set of above eight	\$4.00

SCROLL SAW BLADES

Here is the right blade for the right job. Properly set and hardened. Finest quality, 5" long, 3/8" blank ends. Prices per dozen of one kind.

NO.	USE	PRICE	FULL SIZE
81	WOOD ONLY	.50	
82		.50	
83		.50	
84		.50	
85	WOOD PLASTICS BONE CELLULOID	.50	
86		.50	
87		.60	
91	WOOD SOFT METALS	.50	
92		.50	
93		.75	
94		.80	
95	METAL BONE PEARL	.60	
96		.60	
97		.55	
98		.60	
58	HEAVY & LIGHT METALS ALSO WOOD	.60	
59		.60	
60		.55	
61		.55	
64		.50	
65		.90	

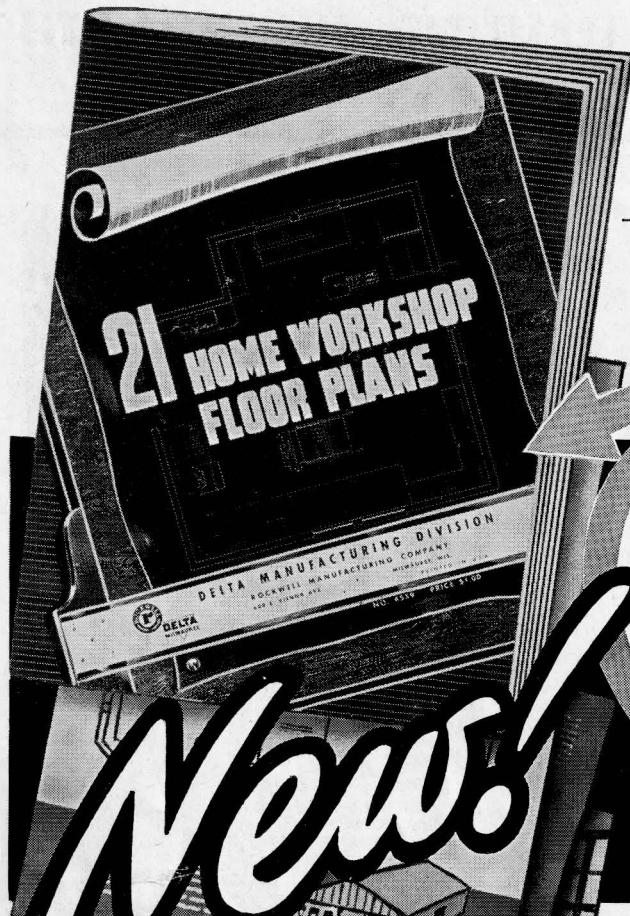

703—1/2 doz. Saber Blades, 9 teeth per inch \$.40
704—1/2 doz. Saber Blades, 7 teeth per inch \$.45

DELTA MANUFACTURING DIVISION

Rockwell Manufacturing Company

600 E. Vienna Ave., Milwaukee 1, Wis.





**A book of ideas
to bring you
more woodworking
happiness!**

New!

**Look at all the
helpful
information
you get:**

- Floor plans for almost any size shop — to fit almost any size budget!
-
- Scale drawings of the base dimensions of **HOME-CRAFT*** Power Tools — helpful in estimating the floor space you need!
-
- Practical suggestions on the arrangement of tools, storage of lumber, etc.!
-
- Page after page of useful ideas for convenience, economy, and safety!

**\$1
Postpaid**

New Delta* book . . . "21 Home Workshop Floor Plans," helps you plan a hobby room that's fun to work in

What a bargain! 32 pages of home workshop ideas: Ideas you can add to your own — to help make your dreams come true!

Whether you expect to build a homecraft shop "from scratch" or to modernize your old one . . . whether your shop is to be large or small — there's lots of worthwhile material here for you.

The Finest Plans Available!

These plans are the "cream of the crop". They are the ingenious ideas of top-notch woodworking hobbyists — selected from thousands of shop plans gathered by Delta.

Use This Help!

Combine this experience of others with your own ingenuity. Let this book help you plan a homecraft

shop that is the envy of your friends — one you're proud of and happy to work in, an attractive place where the whole family can enjoy close companionship as they join in your wholesome fun.

Send for your copy of Delta's new, big book, "21 Home Workshop Floor Plans." Mail your check, money order, or dollar bill today.


There's a store near you that handles **HOME-CRAFT** Power Tools. It is listed under "Tools" in the classified section of your telephone directory. The people there are glad to give you advice on planning and equipping your shop. Ask them about **HOME-CRAFT** Power Tools — the popular tools with a reputation for quality made by Delta.

*Trade Mark Reg. U. S. Pat. Off.

Foreign Distribution Except Canada And The Philippine Islands Is Through **Tauco Export Corporation, 38 Pearl St., New York 4, N. Y.**

DELTA MANUFACTURING DIVISION General Sales Office: 6 N. Michigan Ave., Chicago 2, Ill.
ROCKWELL MANUFACTURING COMPANY **MILWAUKEE 1, WISCONSIN**

A Big New 10" HOMECRAFT* BAND SAW FOR YOUR CURVED AND STRAIGHT LINE CUTTING



**No. 28-110
Band Saw
\$36.95**

Lamp Attachment Extra

SPECIFICATIONS

Capacity—Blade to Frame.....	9 $\frac{3}{8}$ "
Under Guide	6 $\frac{1}{2}$ "
Speed—With 1725 r.p.m. motor.....	2400 f.p.m.
Overall Height	32 $\frac{1}{4}$ "
Width	11 $\frac{3}{8}$ "
Front to back	18"
Table size	10"x 10"
Table tilt	45 degrees
Blade length	71 $\frac{3}{4}$ "

Homecrafters: HERE'S a big new 10" HOMECRAFT Band Saw for curved and straight line cutting. Designed for accuracy, this new Band Saw is "tops" in value, and at a very moderate price.

The new No. 28-110 HOMECRAFT Band Saw has an unusually rugged frame, cast in only two sections. The hollow cast upper arm prevents all springing and twisting of frame. The heavily ribbed, finish ground cast iron table is 10"x 10" with a removable aluminum table insert which prevents damage to blades and provides support for work at all times. The table tilts 45 degrees for angle cutting, with an accurately graduated scale showing the exact degree of tilt. A leveling stop screw is provided so that table can be quickly and accurately returned to level position.

Upper and lower guides fully adjustable. Square steel pins used as guides. The ball bearing blade support is also adjustable independent of the blade guides. All mechanisms for adjusting the blade tension, for raising and lowering the upper blade support and guide, for tilting and locking the table and for setting the table square with the blade, are simple and foolproof.

Upper wheel runs on needle bearings, providing long, trouble-free service. Wheel tension and tracking adjustment in handy position on upper arm casting. Wheels and blade completely guarded. Safety type disk wheels are used... safer operation... less air resistance... no chance for small pieces to wedge into wheels.


Capacity under guide is 6 $\frac{1}{2}$ "—will take a full 6" cut in hardwood. Metals can be cut as easily as wood by changing speed of saw. Metal cutting blades are available.

Compact in design, taking up but little space in your Home Workshop, this saw has large capacity and will perform work quickly and easily. See your dealer today—check the many features of this big new 10" Homecraft Band Saw.

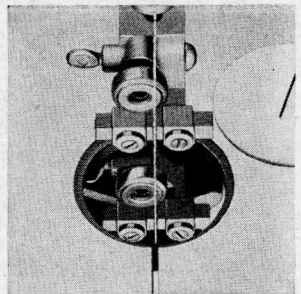
CATALOG LISTING

28-110	10" HOMECRAFT Band Saw with wheel guard, 1/4" saw blade and 5" pulley. 80 lbs.....	\$36.95
387	V-belt, 39 $\frac{7}{8}$ " Out. Cir.90
882	Lamp Attachment complete	2.50
5275	23 $\frac{3}{4}$ " Motor Pulley, specify 1/2, 5/8 or 3/4" bore55
28-801	1/8" Blade, 71 $\frac{3}{4}$ " long.....	.95
28-802	3/16" Blade, 71 $\frac{3}{4}$ " long.....	.95
28-803	1/4" Blade, 71 $\frac{3}{4}$ " long.....	.95
28-804	3/8" Blade, 71 $\frac{3}{4}$ " long.....	.95
49-307	Cord and Plug for No. 60-010 Motor, 1/2 lb. Code SWITH75
49-308	Toggle Switch for No. 60-010 Motor, 1/2 lb. Code SWITH75
60-010	1/4 H.P. Single phase Homecraft Motor, 110 V., 60 cy., 1275 r.p.m. without cord, plug or switch. This is a split-phase, sleeve bearing motor for general light home use. 27 lbs. Code SACFA.....	13.00
62-110	1/2 H.P. Ball-Bearing, heavy-duty capacitor Motor, 115/230 V., 60 cy., 1725 r.p.m. Single Phase. 34 lbs. Code SACCA.....	39.00
Book No. 4532	Getting the Most out of Your Band Saw and Scroll Saw.....	.25
Book No. 4541	How to Plan a Home Workshop.....	.25
Book No. 4560	Things to Make on Your Band Saw25


Wheel Tension and Blade Tracking adjustments on upper arm casting. Handy, accurate means of correcting alignment of blade. You can keep blade at correct tension at all times.



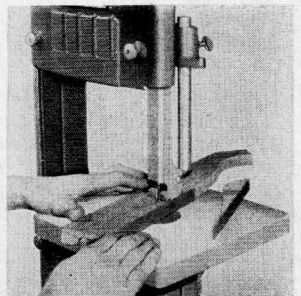
Blade guides and ball bearing blade supports both above and below table. Fully adjustable to any size or type blade. Adjust independently. All adjustments easy to get at, safe and accurate.





Big 10"x 10" table, tilts a full 45 degrees. Trunnion is heavy and tilting action is smooth. Table does not give, but is rigid and firm. Handy scale to front tells you angle of tilt. Locks quickly, securely in place.



Cutting of curves in wood can be done with accuracy and precision. Notice complete protection provided by front blade guard which adjusts up and down with blade guides and ball bearing blade support.



Look at the big capacity of this machine, with a full 6 $\frac{1}{2}$ " under the guides and a throat capacity of 9 $\frac{3}{8}$ ". Will cut hardwood up to 6" thick.



*Trade Mark Reg. U. S. Pat. Off.

DELTA MANUFACTURING DIVISION

Rockwell Manufacturing Company

600 E. Vienna Ave., Milwaukee 1, Wis.





It's easy to build an attractive American Empire-style Armchair with these actual-size plans . . .



Enjoy the deep-down satisfaction of producing a tasteful furniture original that can't be bought in stores

This Stylecraft design brings to the experienced craftsman an exciting adventure in woodworking!

Now you can follow actual-size plans by one of America's foremost furniture designers, to build a graceful Empire-period armchair. You do more than just copy; interesting alternate treatments suggest opportunities to express your originality without deviating from the period design.

An Intriguing Project!

This new Delta original is a simple, modern interpretation of the Ameri-

can Empire period. Yet, it sacrifices none of the traditional richness.

The effectiveness of this charming chair depends upon its beauty of line and form. Its distinctive back, arms, legs, and ornamentation enable you to demonstrate your advanced skill as a craftsman.

Enjoy this Thrill!

Exercise your ability on a worthwhile project you can be proud of when it is finished—a piece that enhances the beauty of your home. Construct this American Empire-style armchair.

Send today for the plans that make your job easy. The complete set No. 4205 is only \$2.50 postpaid. Mail your order today with check or money order.

Other Stylecraft Period Furniture Originals



Hepplewhite-inspired Lamp Table, simplified for use with modern furnishings. Design No. 4204. \$2.50 postpaid



Ample-size Sheraton Cocktail Table. Attractively shaped, classically designed. Design No. 4204. \$2.50 postpaid

Each set of designs includes all this:

Clear, easy-to-follow actual-size plans.

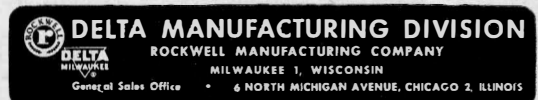
Informative folder that highlights construction details . . . suggests alternate treatments . . . gives brief historical background of the furniture described.

Biographical sketch of the noted designer who made up Stylecraft originals for you.


MAIL YOUR ORDER TODAY!

HM-47A


Foreign Distribution Except Canada and The Philippine Islands Is Through Tauco Export Corporation, 38 Pearl St., New York 4, N. Y.




Homecrafters! YOU'LL HAVE MORE FUN IN YOUR SHOP WITH THIS BIG, NEW 10" HOMECRAFT* LATHE




Here is a husky headstock. Drives from either bottom or rear. Machined for No. 1 Morse taper. Has famous built-in indexing mechanism with two rows of holes—8 holes and 60 holes—in cone pulley. Index pin mounted to engage either row of holes.




Substantial tailstock, locks to bed with conveniently located hand lever. Sleeve operates with large ball-end crank handle and locks with ball-end lever actuating lock cam. Centers self-ejecting—machined for No. 1 Morse taper.




Newly designed Tool Support Base provides accurate, secure support for Tool Rest. Locks quickly and firmly to ground ways of lathe bed with same hand lever used to lock Tailstock in place. Has V-hole for 1/2" to 1" shanks.



Big and Husky—that's the cast iron lathe bed of this new 10" HOMECRAFT lathe. Just notice the heavy ribbing on the under side. It can't possibly warp or give in any direction—provides firm, sure support for all work.



Wood turning at wood turning speeds is done smoothly and accurately. This new 10" HOMECRAFT lathe is built expressly for the Homecrafter and is qualified to do any and all Homecraft turning operations.




Metal and plastic can be turned free hand on this new 10" HOMECRAFT lathe just as easily as wood, and at wood turning speeds. Using the new Carbide Tipped turning chisels, the operation is simple, easy and safe.

SPECIFICATIONS

Speeds with 1725 r.p.m. Motor	950, 1450, 2100, 3200
Swings over Bed	10 inches
Between Centers	36 inches
Overall Length	55 inches
Width	10 1/2 inches
Height	14 inches
Accurately ground ways both front and back.	1 1/2" wide
Spindle	3/4"
Spindle hole	5/16"
Spindle thread	3/4" dia, 10 threads per inch

*Trade Mark Reg. U. S. Pat. Off.



**No. 46-110
LATHE
\$34.95**

HERE is a New 10" HOMECRAFT Lathe that will give you more woodworking pleasure than you have ever had before—making furniture . . . lamps . . . toys . . . games . . . novelties . . . and many other interesting projects.

No matter what you want in a home workshop woodworking lathe, you will find it in the New 10" HOMECRAFT Lathe. The bed is big . . . made of fine grained cast iron and heavily ribbed to provide the utmost in rigidity and accuracy. Carefully ground 1 1/2" ways both front and back provide an accurate base for locking the headstock, tailstock, tool support base and the accessories.

The rigid, substantial headstock will take the V-belt drive from either the bottom or rear. This headstock has a built-in indexing mechanism with a double row of holes—8 holes and 60 holes, to provide a maximum number of divisions . . . and an index pin mounted to engage either row of holes.


Spindle diameter is 3/4" with a 5/16" hole through the center to facilitate repetition work and work on long rod stock. Nose of the spindle is machined for No. 1 Morse Taper centers and is right hand threaded for chucks, face plates, etc. The outboard end of spindle is left hand threaded for large turnings and face plate work. The spindle is carried on oil impregnated, bronze bearings which provide long trouble free service, and smooth operation. All thrust is absorbed by a sealed-for-life ball bearing.

The tailstock is husky. It locks to the cast iron bed with a hand lever conveniently located at rear. The tailstock sleeve operates with a large ball and crank type handle and locks in place with a ball-end lever actuating lock cam. It has a self-ejecting sleeve to fit No. 1 Morse Taper centers.

The tool support base locks quickly and securely to bed, using the same hand lever that locks the tailstock.

You will have to see this Big, New 10" HOMECRAFT Lathe to appreciate what it will do for you . . . and the pleasure you will get from making finished projects with it, in your own shop. It is Big . . . It is Economical . . . It has Quality . . . See it today!

No.	CATALOG LISTING	
46-110	Four-speed 10" HOMECRAFT Lathe with No. 1 Morse Taper Spindle, drive and cup centers, 3" face plate, 12" tool support, tool support base, tool support wrench, allen wrench and spindle wrench.	68 lbs. \$ 34.95
588	V-belt. 61-11/16" Out. Cir.	1.30
932	Four-step Cone Pulley, 1/2" bore	1.50
62-110	1/3 H.P. Ball-bearing, capacitor Motor, 115/230 V., 60 cy., A.C., 1725 r.p.m. single phase, complete with cord, plug and toggle switch.	34 lbs. 39.00
62-610	1/2 H.P. Ball-bearing, capacitor Motor, 115/230 V., 60 cy., A.C., 1725 r.p.m., 1/2" double shaft.	68 lbs. 48.50
Bock No. 4534	Getting the Most Out of Your Lathe	.25
Book No. 4541	How to Plan a Home Workshop	.25
Book No. 4561	Things to Make on Your Lathe	.25



DELTA MANUFACTURING DIVISION

Rockwell Manufacturing Company

600 E. Vienna Ave., Milwaukee 1, Wis.



ADD TO YOUR WOODWORKING PLEASURE WITH THESE HANDY LATHE ACCESSORIES

NEW All-Purpose CARBIDE TIPPED TURNING CHISELS

Cuts Metal Free Hand as Easily as Wood and Plastic



Diamond lapped ready for use. Two of these tools will do the work of a regular set of turning tools. Come in two styles, square nose and round nose. Two sizes—1/8" for small, fine work and 1/4" for larger, heavy work.

With these new tools you can cut free hand on all materials such as plexiglas, lucite, bakelite, fiber, wood, brass, bronze, aluminum, magnesium, copper, silver, steel, etc.—all on your woodturning lathe at wood turning speeds.

You can turn metals and plastics free hand as easily as wood. You need no heavy compound tool rests or bulky, expensive equipment. Then, too, these New Turning Chisels have an extremely long cutting life . . . require little or no sharpening.

No.	
46-801	1/8" Square Nose \$4.65
46-802	1/8" Round Nose \$4.65
46-803	1/4" Square Nose \$4.65
46-804	1/4" Round Nose \$4.65

WOOD TURNING TOOLS

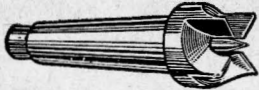


Made of special, high grade alloy steel and will not easily lose their edge. Fitted with extra long hard wood handles, 1 1/4" x 10 1/2". Overall length 15".

No.	
121—1" Skew Chisel	\$1.85
122—3/4" Gouge	1.85
123—1/4" Gouge	1.50
124—1/2" Skew Chisel	1.25
125—1/8" Parting Tool	1.30
126—1/2" Gouge	1.50
127—1/2" Spear Point	1.25
128—1/2" Round Nose	1.30
130—Set of above 8 tools. 6 lbs.	11.80


No. 46-820—Drive Center for 10" Homecraft Lathe.

Fits any headstock with No. 1 Morse Taper hole. Has replaceable center pin and four accurately milled teeth \$1.25



No. 46-821—Cup Center for 10" Homecraft Lathe.

Fits any tailstock with No. 1 Morse Taper hole. Has replaceable center pin. Hardened and polished \$1.25



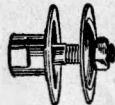
No. 46-822—Screw Center for 10" Homecraft Lathe. Excellent for turning small delicate work.

Fits any 3/4" diameter shaft, 1 1/2" diameter body \$1.80




Rugged and strong arbor with 1/2" shaft to carry grinding wheels, buffing wheels, wire brushes, etc. Flanges trued so that wheels run true sidewise. Fits any 3/4" diameter shaft.

No. 46-823—Screw-on Arbor R. H. \$2.00
No. 46-824—Screw-on Arbor L. H. \$2.00



No. 46-829—Jacobs Hex Key Chuck for 10" Homecraft Lathe.

Fits any headstock or tailstock with No. 1 Morse Taper hole. Capacity 1/2 inch \$5.50



No. 46-827—Steady rest for 10" Homecraft Lathe. Prevents spring and vibration of long stock. Very heavy and rugged cast iron base with sliding arms of steel. Complete with clamp, stud, etc. \$5.00



No. 46-828—Tool support base for 10" Homecraft Lathe. Has V-shaped hole for 1/2" to 1" shanks. Clamp plate, spring, washer, bolt and nut \$1.50



No. 692—Wide tool support. Is 12" wide with 1" dia. shank. Heavy, strong. Designed for minimum interference with tools and hands. \$1.25



No. 694—24" tool support for extra long turnings. Has two 1" diameter shanks. This rest requires an extra tool support base for the lathe on which it is used \$2.75



No. 690—4" tool support. Has a 1" diameter shank. Very strong and well made. Designed for minimum interference with tools and hands. Made for use when doing small, fine work \$.90



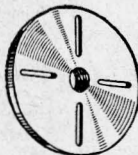
No. 695—Right angle tool support for 10" Homecraft Lathe. Has 1" diameter shank. Strong and heavy. Extremely useful for faceplate work \$1.50



No. 697—Heavy, rigid floor stand for faceplate work on the left of spindle. Tripod legs, pipe support. V-hole for 1/2" to 1" shank. Knocked down \$9.90



No. 46-826—6" face plate for large faceplate work on the 10" Homecraft Lathe. Has special thread to fit right hand or left hand threaded spindles. Can be used either end of headstock spindle \$2.50



No. 46-825—3" faceplate for small and medium faceplate work on the 10" Homecraft Lathe. Faced true and provided with four holes for screws. R.H. thread only. \$1.10



No. 4005—Buffing wheel, for polishing plated parts and cleaning and buffing metal parts of all kinds. Consists of two sections, 6" dia., with 1/2" hole to fit arbor. \$.80



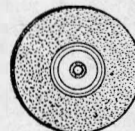
Wire wheel for scrubbing rust from metal, removing burrs, etc. 6" dia. Two sections. 1/2" hole.

No. 3113—Wire, Coarse . . \$1.50
No. 3114—Wire, Fine . . . \$2.25
No. 3115—Tampico Fiber . \$1.95



High quality fast cutting emery wheel. 6" dia. 1/2" wide, 1/2" hole.

No. 3101—50 grit \$1.50
No. 3102—60 grit \$1.50



Cast Iron Bench Legs for Lathe. No bench twist—strong, solid, with all holes 3/8". Bracket for shelf at bottom. Can also be used for other benches and tables.

No. 945—One pair bench legs— \$16.75



Foreign Distribution Except Canada And The Philippine Islands Is Through Tauco Export Corporation, 38 Pearl St., New York 4, N. Y.



DELTA
MILWAUKEE

DELTA MANUFACTURING DIVISION

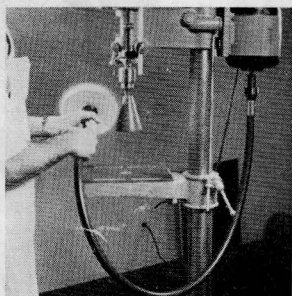
ROCKWELL MANUFACTURING COMPANY

General Sales Office: 6 N. Michigan Ave., Chicago 2, Ill.


MILWAUKEE 1, WISCONSIN

NEW DELTA FLEXIBLE TOOL SHAFT


For Quick . . . Easy . . . Economical Work



Running the Flexible Shaft off the open end of your Drill Press Motor you can do perfect finishing on small parts rotating in the Drill Press Spindle.



Using the Lathe Motor as a power take-off, accurate drilling can be done spacing the holes evenly with indexing head of the lathe.



Powered from a bench mounted motor, the flexible shaft permits a fast, economical polishing job.

A REAL multiple use tool . . . ideal for light duty in the machine shop, production shop, tool and die shop, and the home workshop. It can be attached to your bench mounted motor, portable power unit—or to the open end of any motor used on your power tools.

The precision ball bearing handpiece has a built-in clamp spindle $\frac{1}{2}$ " dia., threaded $\frac{1}{2}$ "-20 NF. The wheel flanges are $1\frac{1}{4}$ " with a $\frac{1}{2}$ " arbor hole. Grip maximum between wheel flanges is $1\frac{1}{4}$ ".

Core is $\frac{3}{8}$ " dia., scientifically wound for speed, power and stamina. Fittings are swaged on to core. Extra durable case, $15/16$ " dia., of oil resistant construction . . . fabricated over spiral spring steel liner which provides a bearing for core throughout entire length of shaft.

Precision ball bearings used in motor connection. For $\frac{1}{2}$ " and $\frac{3}{8}$ " motor shafts, with two set screws for attaching. Easy to connect and disconnect.

Here are a few of its many operations . . .

GRINDING — POLISHING — BUFFING — DEBURRING — SANDING — ROUTING — FINISHING — FILING — SHAPING — REAMING — DRILLING — SNAGGING — RUBBING — HOLE CUTTING — SAWING — POWER TRANSMISSION, ETC.

CATALOG LISTINGS

- No. 49-544—Flexible Shaft, 5 ft. long, with $\frac{1}{2}$ " motor connection bore. Code FLEXA \$15.00
 No. 49-545—Flexible Shaft, 5 ft. long, with $\frac{3}{8}$ " motor connection bore. Code FLEXB \$15.00
 No. 49-546—Flexible Shaft, 6 ft. long, with $\frac{1}{2}$ " motor connection bore. Code FLEXC \$16.50
 No. 49-547—Flexible Shaft, 6 ft. long, with $\frac{3}{8}$ " motor connection bore. Code FLEXD \$16.50

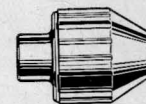
SPECIFICATIONS

Overall length. . . 5 ft. and 6 ft.
 Overall diameter. . . $15/16$ in.
 Core diameter $\frac{3}{8}$ in.
 Torque capacity, general duty. . . 9 inch pounds
 Maximum grip between wheel flanges. . . $1\frac{1}{4}$ inches
 Motor Capacity, $\frac{1}{4}$ H.P., 1750 rpm to $\frac{1}{2}$ H.P., 3450 rpm.

Grinding Wheel Capacity—
 at 1725 rpm up to 6"x 1"
 at 3450 rpm up to 4"x 1"

Precision ball bearings used in handpiece and motor connection


Flexible Shaft must be run clockwise looking from the driving end.



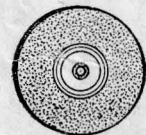
- No. 49-549—Jacobs 3-Jaw Hand Closing Chuck, $0\frac{1}{4}$ " capacity \$1.45
 No. 49-550—Jacobs 3-Jaw Hand Closing Chuck, $\frac{1}{8}$ "- $\frac{1}{2}$ " capacity \$2.25



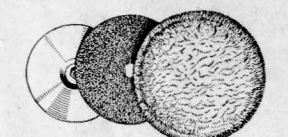
- Buffing Wheel**
 No. 4005— $\frac{1}{2}$ "x 6" Buffing Wheel \$.80



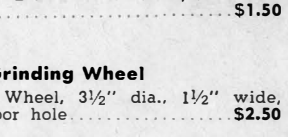
- Wire and Fiber Wheels**
 No. 3113—Wire, Coarse, 6" dia. \$1.50
 No. 3114—Wire, Fine, 6" dia. 2.25
 No. 3115—Tampico Fiber, 6" dia. 1.95



- Grinding Wheels**
 Do not operate over 1725 rpm.
 No. 3101—50 grit, 6" dia., $\frac{1}{2}$ " wide, $\frac{1}{2}$ " hole \$1.50
 No. 3102—60 grit, 6" dia., $\frac{1}{2}$ " wide, $\frac{1}{2}$ " hole \$1.50



- Buffer-Sander Kit**
 No. 49-551—Lambs wool buffer, sander and adapter kit \$3.00
 No. 49-552—Adapter for use in chuck on Flexible Shafts \$1.25
 No. 49-553—Lambs wool buffer, used with adapter \$1.50




- Cup Grinding Wheel**
 No. 992—Cup Wheel, $3\frac{1}{2}$ " dia., $1\frac{1}{2}$ " wide, with $\frac{1}{2}$ " arbor hole \$2.50




Narrow Sanding Drums and Sleeves

- No. 679— $1\frac{1}{2}$ "x 1" Drum with 1 sleeve, 5/16" shank \$1.05
 No. 682— $1\frac{1}{2}$ "x 1" No. 40 grit sleeve, per six60
 No. 683— $1\frac{1}{2}$ "x 1" No. 80 grit sleeve, per six60
 No. 680—2-3/16"x 1" Drum with 1 sleeve, 5/16" shank 1.15
 No. 684—2-3/16"x 1" No. 40 grit sleeve, per six60
 No. 685—2-3/16"x 1" No. 80 grit sleeve, per six60
 No. 681—3"x 1" Drum with 1 sleeve, 5/16" shank 1.35
 No. 686—3"x 1" No. 40 grit sleeve, per six70
 No. 687—3"x 1" No. 80 grit sleeve, per six70



Giant Polishing Bars

- No. 4007—Red, for Gold, Silver, Sterling and all precious metals 75c each
 No. 4008—White, for Nickel, Chromium, Iron, Stainless Steel, Cast Brass and Aluminum. 75c each
 No. 4009—Black, for removing rust, scale and tarnish. Has sharp cutting action. 75c each
 No. 4010—Brown, for Aluminum, Brass, Copper, Pewter, Wood, Plastic, Painted Surfaces, Horn and Hard Rubber 75c each



Foreign Distribution Except Canada And The Philippine Islands Is Through Tauco Export Corporation, 38 Pearl St., New York 4, N. Y.



DELTA MANUFACTURING DIVISION

ROCKWELL MANUFACTURING COMPANY

General Sales Office: 6 N. Michigan Ave., Chicago 2, Ill.

MILWAUKEE 1, WISCONSIN