

Sears

1974/1975 CRAFTSMAN®

POWER AND HAND TOOL CATALOG



GT

Please mention the key-letter at left
when ordering by phone from this catalog

INDEX ON PAGE 97

SEARS, ROEBUCK AND CO.

Satisfaction Guaranteed or Your Money Back

IT'S SO EASY TO SHOP BY PHONE
FROM ANY SEARS CATALOG

Just call Sears and say you want to place a catalog order

You can also apply by phone for a Sears Credit Card
to make Sears Catalog or Retail shopping easier yet

9 OPEN-END
WRENCHES

16 COMBINATION
WRENCHES

18 IGNITION
WRENCHES

1/2-INCH DRIVE
Parts include 41
assorted sockets
and 14 accessories

3/8-INCH DRIVE
Parts include 40
assorted sockets
and 25 accessories

59-PIECE
TAP, DIE SET

14 BOX-END
WRENCHES

1/4-INCH DRIVE
Parts include 19
assorted sockets
and 22 accessories

Every Tool in every **CRAFTSMAN®** Mechanics' Tool Set sold in this catalog is backed by our famous **UNCONDITIONAL GUARANTEE**

If any tool in any set fails to give complete satisfaction, return it and it will be replaced free of charge. This service is available by returning tool to any Sears store throughout the United States

AND ALL SETS INCLUDE DRIVE PARTS WITH THESE BENEFITS:

More strength than Federal Specifications require. Sockets, accessories and wrenches meet or exceed Specifications GGG-W-641d and GGG-W-636d for torque strength. Made of heat-treated, "Super-Tuff" alloy steel and finished with a heavy nickel-chrome plating to resist rust.

Test-proven quality. In actual factory tightening tests, CRAFTSMAN® quick-release ratchet wrenches were operated over 1/2 million times without showing signs of serious wear.

Ease-of-use. Just press a button on our quick-release ratchets and even greasy sockets slip right off, without tugging. Our fine-tooth action ratchets let you work freely, even in tight places.

406 pieces! Our most complete **CRAFTSMAN®** Mechanics' Tool Set

Tool Set alone	Tool Set with Chest and Cabinet
\$599⁰⁰	\$1014⁰⁰

Even the most particular professional mechanic would find almost every tool he might need in this wide assortment. It enables you to make more automotive repairs than with any other set we sell. Includes 1/4, 3/8 and 1/2-inch square drive parts that handle light, medium and the heaviest-duty work you have to do. You even get a special tool for brake adjustments. The 59-piece tap and die set lets you cut your own threads. And with the beam-type torque wrench, you can do precision work on cylinder heads, bearings and spark plugs. And you'll never have to pay for replacing these CRAFTSMAN tools because they're unconditionally guaranteed... see details above.

Tool Set alone includes:

1/4-inch square-drive parts: fine-tooth, quick-release reversible ratchet, ten 6-pt. sockets (3/16 thru 1/2-in.); nine 12-pt. sockets (3/16 thru 1/2-in.); 5 hex-bit sockets (3/16 thru 3/8-in.); 2 screwdriver bits (.030, .039), 2 Phillips bits (No. 1, No. 2); univ. joint; socket dr. adapter (1/4 to 3/8-in.); 2 socket extensions (4 1/2, 6-in.); 4 1/2-in. flex extension; speeder; 3 extension bars (3, 6, 14-in.); 6-in. flex-T-handle; 4 1/2-in. slide bar; flex spinner.

3/8-inch square-drive parts: fine-tooth, quick-release reversible ratchet; eight 6-pt. sockets (3/8 thru 1 1/4-in.); five 8-pt. sockets (1/4 thru 1 1/2-in.); eight 12-pt. sockets (3/8 thru 1 1/4-in.); nine 12-pt. deep sockets (3/8 thru 1 1/4-in.); seven 12-pt. flexible sockets (3/8 thru 1 1/4-in.). Three 6-pt. spark plug sockets (3/8-in. reg., 1 1/4-in. reg., flex.); 6 hex-bit sockets (3/8 thru 1 1/4-in.); 3 screwdriver bits (.030, .039, .055); 3 Phillips bits (Nos. 2, 3, 4); 4 ext. bars (3, 6, 10, 20-in.); univ. joint; 2 socket dr. adapters (3/8 to 1/2-in., 3/8 to 1 1/2-in.); ell handle; 18-in. speeder; 7-in. slide bar; 10-in. flex-T-handle; crossbar.

1/2-inch square-drive parts: fine-tooth, quick-release rev. ratchet; thirteen 6-pt. sockets (7/16 thru 1 1/4-in.); sixteen 12-pt. sockets (7/16 thru 1 1/4-in.); twelve 12-pt. deep sockets (1/2 thru 1 1/4-in.). Univ. joint; socket dr. adapter (1/2 to 3/4-in.); 4 ext. bars (3, 6, 10, 20-in.); 2 slide bars (9, 15-in.). Ell handle; 18-in. speeder; 2 flex T handles (15, 18-in.); crossbar.

Miscellaneous tools: 16 combination wrenches (1/4 thru 1 1/2-in.); 9 open-end wrenches (1/4 thru 1 1/2-in.); 11 box-end wrenches (1/4 thru 1 1/4-in.); 3 short box-end wrenches (3/8 thru 3/4-in.); 5 tappet wrenches (3/8 thru 3/4-in.); 3 flare-nut wrenches (3/8 thru 1 1/2-in.); 8-piece open-end ignition wrench set; 10-piece combination ignition wrench set; 10 crowfoot wrenches (3/8 thru 1-in.); 7 nut drivers (3/16 thru 1/2-in.); variable-size nut driver; 2 adjustable wrenches (8, 10-in.); 5-piece ratcheting box-end wrench set. 11 standard screwdrivers (3/16x4, 3/16x9, 1/4x6, 1/4x12, 5/16x1 1/4, 5/16x8, 3/8x12, 1/2x2, 1/2x4-in., stubby); Reed Prince screwdriver; 7 Phillips screwdrivers (No. 0, No. 1, 4-in. No. 2, 8-in. No. 2, stubby, No. 3, No. 4); off-set screwdriver; 4 screw-holding drivers (1/2x2 and 4-in., 3/16x5 and 7-in.); 12-in. pickup tool; bent needle-nose pliers; battery pliers; long chain-nose pliers; diagonal cutting pliers; Arc Joint® pliers; 2 locking pliers (7 1/2, 10-in.); 3 slip-joint pliers (6 3/4, 8-in., thin nose); 3 ball-peen hammers (4, 8, 12-oz.); 8-oz. plastic-tip hammer; 14-piece combination hex-key set. 11-piece short-arm hex-key set. Ignition gauge; brake adjusting tool. Hacksaw, 10 extra blades. Rolling wedge bar; stainless steel rule; cotter key extractor; snips; 12-in. line-up punch; 12-piece punch, chisel set. Torque wrench, 59-piece tap, die set.

Tool Set alone. Shpg. wt. 105 lbs.
9 GT 46323N Set \$599.00

Tool Set with Chest (1) and Cabinet (2). Extra-heavy-gauge steel. For full description, see Chest (9 GT 65284N) and Cabinet (9 GT 65034N) on page 13.
9 GT 46324N3—Shipping weight 427 pounds \$1014.00

Sears Has a Credit Plan to Suit Most Every Need

See Big Book or ask for details



Tool Set available with or without this Chest and Cabinet combination

For more chests and cabinets see pages 12 and 13

3 TAPPET
WRENCHES

8
OPEN-END
WRENCHES

10
BOX-END
WRENCHES

6
COMBINATION
WRENCHES

18 IGNITION
WRENCHES

1/2-INCH DRIVE
Parts include 25
assorted size sockets
and 11 accessories

3/8-INCH DRIVE
Parts include 26
assorted size sockets
and 10 accessories

1/4-INCH DRIVE
Parts include 15
assorted size sockets
and 7 accessories

Whether you're a do-it-yourselfer or a professional mechanic there's a **CRAFTSMAN®** Mechanics' Tool Set to meet your needs

Both sets on this page include all 185 pieces shown on facing page

Sockets, wrenches and accessories made of "Super Tuff" alloy steel... see page 3 for full quality story. Both sets include the following 185 common pieces.

1/4-in. sq.-drive parts: nine 6-pt. sockets ($\frac{3}{16}$ to $\frac{1}{2}$ -in.); six 12-pt. sockets ($\frac{3}{32}$ to $\frac{1}{2}$ -in.); fine-tooth, quick-release rev. ratchet; 6-in. flex-T-handle; crossbar; 2 extensions (3, 6-in.); $4\frac{1}{2}$ -in. slide bar; Permanex® case.

3/8-in. sq.-drive parts: five 8-pt. sockets ($\frac{1}{4}$ to $\frac{1}{2}$ -in.); eight 12-pt. sockets ($\frac{3}{8}$ to $\frac{1}{2}$ -in.); eight 12-pt. extra-deep sockets ($\frac{3}{8}$ to $\frac{1}{2}$ -in.); five 12-pt. flex sockets ($\frac{3}{8}$ to $\frac{1}{2}$ -in.); fine-tooth, quick-release reversible ratchet; three extensions (3, 6 and 10-in.); 16-in. speeder wrench; 7-in. slide bar handle; 10-in. flex-T-handle; crossbar; universal joint; #2 Phillips bit.

1/2-in. sq.-drive parts: fourteen 12-pt. sockets ($\frac{7}{16}$ to $1\frac{1}{4}$ -in.); eleven 12-pt. extra-deep sockets ($\frac{1}{2}$ to $1\frac{1}{4}$ -in.); fine-tooth, quick-release reversible ratchet; four extensions (3, 6, 10 and 20-in.); 9-in. slide bar; 18-in. speeder wrench; 15-in. flex-T-handle; crossbar; universal joint; stud extractor.

Miscellaneous Tools: three short box-end wrenches ($\frac{3}{8} \times \frac{7}{16}$, $\frac{1}{2} \times \frac{9}{16}$ and $\frac{5}{8} \times \frac{3}{4}$ -in.); three tappet wrenches ($\frac{3}{8} \times \frac{7}{16}$, $\frac{1}{2} \times \frac{9}{16}$ and $\frac{5}{8} \times \frac{1}{2}$ -in.); seven regular box-end wrenches ($\frac{3}{8} \times \frac{7}{16}$, $\frac{1}{2} \times \frac{9}{16}$, $\frac{5}{8} \times \frac{3}{4}$, $\frac{19}{32} \times \frac{25}{32}$, $\frac{11}{16} \times \frac{13}{16}$, $\frac{3}{4} \times \frac{7}{8}$ and $1\frac{1}{2} \times 1$ -in.); eight open-end wrenches ($\frac{1}{4} \times \frac{5}{16}$, $\frac{3}{8} \times \frac{7}{16}$, $\frac{1}{2} \times \frac{9}{16}$, $\frac{19}{32} \times \frac{11}{16}$, $\frac{5}{8} \times \frac{3}{4}$, $\frac{25}{32} \times \frac{13}{16}$, $\frac{3}{4} \times \frac{7}{8}$ and $1\frac{1}{2} \times 1$ -in.); six combination wrenches ($\frac{7}{16}$, $\frac{1}{2}$, $\frac{9}{16}$, $\frac{5}{8}$, $\frac{11}{16}$ and $\frac{3}{4}$ -in.); two ratcheting box-end wrenches ($\frac{3}{8} \times \frac{7}{16}$ and $\frac{1}{2} \times \frac{9}{16}$ -in.) 10-pc. combination ignition wrench set; 8-pc. open-end ignition wrench set; 8-in. adjustable wrench; 14-pc. hex key set; hacksaw with 10 extra blades; 8 and 12-oz. ball peen hammers; ignition gauge; offset screwdriver; #1, #2, #3 Phillips screwdrivers; stubby, $\frac{3}{16} \times 4$, $\frac{1}{4} \times 6$, $\frac{5}{16} \times 8$ -in. standard screwdrivers; 12-in. pickup tool; variable size nut driver; line-up punch; cotter key extractor; 6-inch long nose pliers; arc joint pliers and brake adjusting tool.

Each CRAFTSMAN® Mechanics' Tool is backed by an UNCONDITIONAL GUARANTEE... see page 3



Both Sets below also available with this Chest and Cabinet

262-PIECE SET... includes all 185 pieces listed above plus all items shown in view A at right, even a 59-piece Tap and Die Set

Tool Set alone	Tool Set with Chest and Cabinet
\$399.00	\$513.00

Tool Set alone. Includes 185 pieces listed at top of page plus a 59 piece tap and die set that makes 23 cuts... includes 23 taps, 23 dies (thirteen 1-in. and eight $1\frac{1}{2}$ -in. hex dies; 2 solid pipe dies). Five screw extractors (sizes 1 to 5); 2 tap reamer wrenches (Nos. 4, 6); 1 tap wrench (for Nos. 4 to 12 taps); 2 adjustable-guide die stocks (1 and $1\frac{1}{2}$ -in.); screwdriver and thread gauge. You also get a 5 piece magnetic insert set, 12-piece punch and chisel set and 10-inch locking pliers (all shown in view A at right).

9 GT 33035L—Shipping weight 63 pounds.....Set \$399.00

Tool Set above with Chest (1) and Cabinet (2). Two-drawer chest measures 26x10x11 $\frac{1}{2}$ inches high and three-drawer cabinet measures 26 $\frac{1}{2}$ x18x32 $\frac{1}{2}$ inches high. Both made of heavy-gauge steel. Chest has 2 full-width drawers, tote tray, lock and 2 keys. Cabinet has 3 full-width drawers, bottom compartment with sliding front panel, four casters, lock and 2 keys. For full description, see Chest (9 GT 65232C) and Cabinet (9 GT 65033N) on page 12.

9 GT 43456N3—Shipping weight 195 pounds.....\$513.00

Tool Set with Chest (1) only. Two-drawer chest 26x10x11 $\frac{1}{2}$ inches high. With tote tray, lock and 2 keys. For full description, see Chest (9 GT 65232C) on page 12.

9 GT 43455L2—Shipping 100 pounds.....\$438.00



211-PIECE SET... includes 185 pieces listed above plus items in view B at right, even a 15-pc. Tap and Die Set

Tool Set alone	Tool Set with Chest and Cabinet
\$322.00	\$436.00

Tool Set alone. Includes 185 pieces at top of page plus 15-pc. hex die set with eleven 1-in. hex dies, 1 solid pipe die, stock, pitch gauge, screwdriver, sectioned case. Also 15-inch rolling wedge bar; 2 extra $\frac{3}{8}$ -in. dr., 12-pt. flex sockets ($\frac{1}{16}$, $\frac{3}{4}$ -in.); five $\frac{1}{2}$ -in. dr., 8-pt. sockets ($\frac{1}{2}$ to $\frac{3}{4}$ -in.); extra $\frac{1}{2}$ -in. dr., 12-pt. deep socket ($1\frac{1}{8}$ -in.); extra open-end ($1\frac{1}{16} \times 1\frac{1}{8}$ -in.) and box-end ($1\frac{1}{16} \times 1\frac{1}{4}$ -in.) wrench.

9 GT 33033L—Shipping weight 53 pounds.....\$322.00

Tool Set above with Chest (1) and Cabinet (2). For complete description, see Chest (9 GT 65232C) and Cabinet (9 GT 65033N) on page 12.

9 GT 43472N3—Shipping weight 185 pounds.....\$436.00

Tool Set with Chest (1) only. 26x10x11 $\frac{1}{2}$ -in. high. For full description see 9 GT 65232C on page 12.

9 GT 43471L2—Shipping weight 90 pounds.....\$361.00



Sears Has a Credit Plan to Suit Most Every Need
See Big Book or ask for details



Steel Tool Chest

37 Assorted Wrenches

3/8-INCH DRIVE
Parts include 26
sockets and 7
accessories

1/4-INCH DRIVE
Parts include 18
sockets and 6
accessories

1/2-INCH DRIVE
Parts include 31
sockets and 7
accessories

CRAFTSMAN® 199-piece Mechanics' Tool Set \$289⁰⁰

1/4-in. sq.-drive parts: nine 6-pt. deep sockets ($\frac{3}{16}$ thru $\frac{1}{2}$ -in.); nine 12-pt. sockets ($\frac{3}{16}$ thru $\frac{1}{2}$ -in.); fine-tooth, quick-release, reversible ratchet; 6-in. flex-T-handle; crossbar; 3 and 6-in. extensions; Permanex® case.

3/8-in. sq.-drive parts: seven 6-pt. flex sockets ($\frac{3}{8}$ thru $\frac{3}{4}$ -in.); five 8-pt. sockets ($\frac{1}{4}$ thru $\frac{1}{2}$ -in.); seven 12-pt. sockets ($\frac{3}{8}$ thru $\frac{3}{4}$ -in.); seven 12-pt. deep sockets ($\frac{3}{8}$ thru $\frac{3}{4}$ -in.); fine-tooth, quick-release rev. ratchet; 7-in. slide bar; 3 extensions (3, 6, 10-in.); 16-in. speeder; universal joint.

1/2-in. sq.-drive parts: six 8-pt. sockets ($\frac{1}{2}$ thru $\frac{3}{4}$ -in.); thirteen 12-pt. sockets ($\frac{1}{2}$ thru $1\frac{1}{8}$ -in.); eleven 12-pt. deep sockets ($\frac{1}{2}$ thru $1\frac{1}{8}$ -in.); 15-in. spark plug socket; fine-tooth, quick-release reversible ratchet; 15-in. flex-T-handle; crossbar; 3 extensions (3, 6, 10-in.); universal joint.

Miscellaneous Tools: three short box-end wrenches ($\frac{3}{4} \times \frac{7}{16}$ thru $\frac{5}{8} \times \frac{3}{4}$ -in.); eight combination wrenches ($\frac{1}{4}$ thru $\frac{5}{8}$ -in.); seven open-end wrenches ($\frac{3}{8} \times \frac{7}{16}$ thru $1\frac{1}{2} \times 1$ -in.); 10-piece combination ignition wrench set; 8-piece open-end ignition wrench set; 8-in. adjustable wrench; 14-piece hex key set; 5-piece magnetic insert set; seven nut drivers (sizes $\frac{3}{16}$, $\frac{1}{4}$, $\frac{5}{16}$, $\frac{11}{32}$, $\frac{3}{8}$, $\frac{7}{16}$ and $\frac{1}{2}$ -in.); seven screwdrivers ($\frac{3}{16} \times 4$, $\frac{1}{4} \times 6$, $\frac{5}{16} \times 8$ in., and stubby; Phillips numbers 1, 2, 3); 5-piece punch and chisel set; hacksaw with 10 extra blades; 12-ounce ball-pein hammer; 13-piece tap and die set; 6 $\frac{3}{4}$ -in. slip joint pliers; ignition gauge; ignition pliers. Also includes a heavy-duty, two-drawer tool chest . . . provides dependable protection for all the tools on this page.

9 GT 33162N—Shipping weight 74 pounds Set \$289.00

Sears Has a Credit Plan to Suit Most Every Need See Big Book or ask for details

Every Tool in every **CRAFTSMAN®**
Mechanics' Tool Set is backed by our
UNCONDITIONAL GUARANTEE...see page 3

All sets on pages 3 thru 8 include fine-tooth, quick-release ratchets...just press release button (A) and even tight, greasy sockets slip off...no hard pulling or prying. Built-in reversing lever (B) allows quick direction changes while built-in knurled speeder (C) makes rapid spin down of nuts and bolts easy.



23 Assorted Wrenches

Steel Tool Chest

3/8-INCH DRIVE
Parts include 20
sockets and 6
accessories

1/2-INCH DRIVE
Parts include 9
sockets and quick-
release ratchet

1/2-INCH DRIVE
Parts include 27
sockets and 3
accessories

CRAFTSMAN® 147-piece Mechanics' Tool Set \$189⁰⁰

1/2-in. sq.-drive parts: nine 6-pt. sockets ($\frac{3}{16}$, $\frac{7}{32}$, $\frac{1}{4}$, $\frac{9}{32}$, $\frac{5}{16}$, $\frac{11}{32}$, $\frac{3}{8}$, $\frac{7}{16}$, $\frac{1}{2}$ -in.) and fine-tooth, quick-release reversible ratchet. With durable Perma-nex® polyethylene storage case.

3/8-in. sq.-drive parts: five 8-pt. sockets ($\frac{1}{4}$, $\frac{5}{16}$, $\frac{3}{8}$, $\frac{7}{16}$, $\frac{1}{2}$ -in.); seven 12-pt. deep sockets ($\frac{3}{8}$, $\frac{7}{16}$, $\frac{1}{2}$, $\frac{5}{8}$, $\frac{3}{4}$ -in.); $\frac{13}{16}$ -in. spark plug socket; fine-tooth, quick-release rev. ratchet; 2 extensions (3, 6-in.); 10-in. flex-T-handle; crossbar; universal joint.

1/4-in. sq.-drive parts: five 8-pt. sockets ($\frac{1}{8}$, $\frac{1}{4}$, $\frac{3}{8}$, $\frac{1}{2}$, $\frac{3}{4}$ -in.); thirteen 12-pt. sockets (sizes $\frac{7}{16}$ thru $1\frac{1}{8}$ -in.); nine 12-pt. deep sockets ($\frac{1}{2}$, $\frac{5}{8}$, $\frac{3}{4}$, $\frac{7}{8}$, $1\frac{1}{8}$, 1-in.); fine-tooth, quick-release reversible ratchet wrench; two extension bars (6 and 10-in.)

Miscellaneous Tools: six box-end wrenches ($\frac{3}{8} \times \frac{7}{16}$ to $\frac{15}{16} \times 1$ -in.); six open-end wrenches ($\frac{3}{8} \times \frac{7}{16}$ to $\frac{15}{16} \times 1$ -in.); 10-piece combination ignition wrench set; 8-in. adjustable wrench; 14-piece hex key set; 5-piece magnetic insert set; 5-piece punch and chisel set; 13-piece tap and die set; six screwdrivers (4, 6, 8-in., stubby; Phillips Nos. 2 and 3); ignition gauge; $\frac{6}{16}$ -in. slip joint pliers; hacksaw with ten extra hacksaw blades. With heavy-duty, two-drawer storage chest that locks to provide dependable protection for all your tools.

9 GT 33152L—Shipping weight 64 poundsSet \$189.00

For the complete selection of CRAFTSMAN® Tool Chests and Cabinets see pages 11 thru 13



1

112-PIECE SET . . includes 3 fine-tooth quick-release ratchet wrenches

7 more sockets and 13 more accessories than set at right

\$124.00

1 1/4-inch square-drive parts include: nine 12-point sockets (sizes 3/16, 7/32, 1/4, 5/16, 3/8, 11/32, 7/16, 1/2-in.); fine-tooth, quick-release reversible ratchet wrench; 3-inch extension bar and Permanex® case.

3/8-inch square-drive parts include: seven 6-pt. sockets (sizes 3/8, 7/16, 1/2, 9/16, 5/8, 11/16, 3/4-in.); five 8-pt. sockets (sizes 1/4, 5/16, 3/8, 7/16, 1/2-in.); fine-tooth, quick-release reversible ratchet; 3, 6-in. extension bar and Universal joint.

1/2-inch square-drive parts include: thirteen 12-point sockets (sizes 7/16, 1/2, 9/16, 5/8, 11/16, 3/4, 23/32, 13/16, 7/8, 15/16, 1, 1 1/16-in.); fine-tooth, quick-release reversible ratchet; 6 and 10-in. extension bars.

Wrench assortment includes: 5 box-end wrenches (3/8x7/16 thru 3/4x7/8-in.); 5 open-end wrenches (1/4x3/16 thru 5/8x3/4-in.); Five 3/8-in. drive crowfoot wrenches (3/8 thru 5/8-in.); 10-pc. combination ignition wrench set.

Miscellaneous tools include: 14-pc. hex key set; 5-pc. magnetic insert set; 4 standard screwdrivers (4, 6, 8-in., stubby); 2 Phillips screwdrivers (Nos. 2, 3); center punch; pin punch; ignition gauge; ignition pliers; cotter key extractor; 6 3/4-in. slip joint pliers; hacksaw with 10 extra blades.

With Steel Tool Box. Measures 24 1/4x9 1/2x9 1/2-in. high. Tote tray included.

9 GT 33128C—Shipping weight 39 pounds Set \$124.00



2

92-PIECE SET . . includes 2 fine-tooth quick-release ratchet wrenches

3 more accessories than set (3) on facing page

\$94.99

2 1/4-inch square-drive parts include: nine 6-point sockets (sizes 3/16, 7/32, 1/4, 5/16, 3/8, 11/32, 7/16, 1/2-in.); 6-inch extension handle and rugged Permanex® polyethylene case.

3/8-inch square-drive parts include: seven 12-point sockets (sizes 3/8, 7/16, 1/2, 9/16, 5/8, 11/16, 3/4-in.); fine-tooth, quick-release reversible ratchet wrench; 3-inch extension bar and Universal joint.

1/2-inch square-drive parts include: eleven 12-point sockets (sizes 7/16, 1/2, 9/16, 5/8, 11/16, 3/4, 23/32, 13/16, 7/8, 15/16, 1, 1 1/16 inch); fine-tooth quick-release reversible ratchet wrench; 3-inch extension bar and 6-inch extension bar.

Wrench assortment includes: eight combination wrenches (sizes 3/16, 3/8, 7/16, 1/2, 9/16, 5/8, 11/16, 3/4 inches); 10-piece combination ignition wrench set.

Miscellaneous Tools include: 14-piece hex key set; 5-piece magnetic insert set; two standard screwdrivers (3/16x4, 1/4x6-in.); No. 2 Phillips screwdriver; ignition gauge; ignition pliers; pin punch; center punch; cold chisel and hacksaw with 10 extra blades.

With Steel Tool Box. Provides dependable storage protection for all tools above. Measures 20x8 1/2x9 1/2-in. high. Tote tray included.

9 GT 33221C—Shipping weight 24 pounds Set \$94.99

Sears Has a Credit Plan to Suit Most Every Need See Big Book or ask for details



89-PIECE SET . . includes 2 regular-tooth quick-release ratchet wrenches

2 more sockets, 2 more wrenches,
1 more extension than set at right **\$84⁹⁹**

3 1/4-inch square-drive parts include: nine 6-point sockets (sizes 3/16, 7/32, 1/4, 5/32, 5/16, 11/32, 3/8, 7/16, 1/2-in.); 3/8 to 1/4-inch socket adapter and Perma-nex® polyethylene case.

3/4-inch square-drive parts include: seven 12-point sockets (sizes 3/8, 7/16, 1/2, 5/8, 11/16, 3/4-in.); quick-release reversible ratchet; 3-in. extension bar; 6-in. extension bar.

1/2-inch square-drive parts include: eleven 12-point sockets (sizes 7/16, 1/2, 5/8, 11/16, 3/4, 13/16, 7/8, 15/16, 1, 1 1/16-in.); quick-release reversible ratchet wrench; 6-in. extension bar and 13/16-in. spark plug socket.

Wrench assortment includes: six open-end wrenches (1/4x5/16, 5/8x7/16, 1/2x9/16, 19/32x11/16, 5/8x3/4, 25/32x13/16-in.); two short box-end wrenches (3/8x7/16, 1/2x9/16-in.); 10-piece combination ignition wrench set.

Miscellaneous Tools include: 14-piece hex key set; 5-piece magnetic insert set; 2 standard screwdrivers (4, 6-in.); No. 2 Phillips screwdriver; center punch; pin punch; hacksaw with 10 extra blades.

With Steel Tool Box. Measures 18x8x9-in. high. Tote tray included.
9 GT 33115C—Shipping weight 21 pounds. Set \$84.99



CRAFTSMAN® Tool Box comes with both sets



84-PIECE SET . . includes 2 regular-tooth quick-release ratchet wrenches

4 more sockets, 4 more wrenches,
8 more accessories than set below **\$74⁹⁹**

4 1/4-inch square-drive parts include: nine 12-point sockets (sizes 3/16, 7/32, 1/4, 5/32, 5/16, 11/32, 3/8, 7/16, 1/2-in.); 6-in. flex "T" handle and crossbar.

3/4-inch square-drive parts include: seven 12-point sockets (sizes 3/8, 7/16, 1/2, 5/8, 11/16, 3/4-in.); regular-tooth, quick-release reversible ratchet; 3-in. extension bar; 13/16-in. spark plug socket.

1/2-inch square-drive parts include: nine 12-point sockets (sizes 7/16, 1/2, 5/8, 11/16, 3/4, 13/16, 7/8, 15/16, 1-in.); regular-tooth, quick-release reversible ratchet wrench and 6-in. extension bar.

Wrench assortment includes: six open-end wrenches (Includes sizes 1/4x5/16, 5/8x7/16, 1/2x9/16, 19/32x11/16, 5/8x3/4, 25/32x13/16-inches); 10-piece combination ignition wrench set excellent for automotive, motorcycle, and lawn mower repair.

Miscellaneous Tools include: 14-piece hex key set; 5-piece magnetic insert set; two screwdrivers (4, 6-in.); No. 2 Phillips screwdriver; center punch; pin punch; hacksaw with 10 extra blades.

With Steel Tool Box. Provides dependable storage protection for all tools above. Measures 18x8x9-in. high. Tote tray included.

9 GT 33085C—Shipping weight 21 pounds. Set \$74.99

68-PIECE SET . . includes one regular-tooth ratchet wrench

\$59⁹⁹

5 1/4-inch square-drive parts include: nine 12-point sockets (sizes 3/16, 7/32, 1/4, 5/32, 5/16, 11/32, 3/8, 7/16, 1/2-in.); 6-in. extension handle.

3/4-inch square-drive parts include: six 12-pt. sockets (sizes 3/8, 7/16, 1/2, 5/8, 11/16, 3/4-in.); 3-in. extension bar; 13/16-in. spark plug socket; 1/2 to 3/8-inch socket adapter.

1/2-inch square-drive parts include: six 12-point sockets (sizes 7/16, 1/2, 5/8, 11/16, 3/4, 13/16-in.); regular-tooth, quick-release reversible ratchet wrench and 6-in. extension bar.

Wrench assortment includes: four open-end wrenches (1/2x9/16, 19/32x11/16, 5/8x3/4, 25/32x13/16-in.); 8-piece open-end ignition wrench set.

Miscellaneous Tools include: 9-piece hex key set; 5-piece magnetic insert set; two standard screwdrivers (3/16x4, 1/4x6-in.); No. 2 Phillips screwdriver; hacksaw with 10 extra blades.

With Perma-nex® Polyethylene Tool Box.
9 GT 33245—Shipping weight 12 lbs. 3 oz. Set \$59.99



CRAFTSMAN® Unconditionally Guaranteed* Socket Wrench Sets



1/2-inch drive . . . 19-piece Set
with fine-tooth, quick-release ratchet
plus metal tool box

\$47⁵⁹

Popular set among mechanics in the industrial, automotive and aircraft fields. Excellent for use in repairing power farm equipment, engines and other machinery. Sockets and parts are forged of "Super-Tuff" alloy steel, heat-treated and tempered for super strength then nickel chrome-plated for superb resistance to rust and corrosion.

Includes 10 square-drive 12-point sockets (7/16, 1/2, 9/16, 5/8, 11/16, 3/4, 13/16, 7/8, 15/16 and 1-inch). Two socket extensions (6 and 10-inch). Fine-tooth, quick release reversible ratchet. 18-inch speeder. 15-inch flex handle. Crossbar; universal joint; 13/16-inch spark-plug socket. Also a steel tool box.

9 GT 44093—Shpg. wt. 11 lbs. 15 oz. Set \$47.59

**Sears Has a Credit Plan
to Suit Most Every Need**

See Big Book or ask for details



3/8-inch drive . . . 18-piece Set with fine-tooth,
quick-release ratchet . . . plus metal tool box

\$38⁴⁹

Strong, thin-wall sockets squeeze into tight places. Popular in aircraft and automotive industries, yet great for the home craftsman. Sturdy 3/8-inch square drive. Made of "Super-Tuff" alloy steel. Tempered and heat-treated for lasting strength. Nickel chrome-plated for rust and corrosion resistance.

Set includes seven 12-point sockets (5/8, 7/16, 1/2, 9/16, 5/8, 11/16, and 3/4-inch); 13/16-inch sparkplug socket; 3 extension bars (3-inch, 6-inch and 10 inch); fine-tooth reversible ratchet with quick release button for easy socket removal; 7-inch slide bar handle; speed wrench—16-inch; flex handle—10-inch; crossbar; universal joint and steel tool box.

9 GT 43974—Shipping weight 8 pounds 7 ounces. Set \$38.49

*See guarantee pg. 3



3/8-inch drive . . . 13-pc. Set
with Permanex case

\$23⁹⁹

For mechanics in the automotive, aircraft and industrial fields. Excellent for uses around the home, for repairing engines, farm equipment and other machinery. Square-drive sockets and parts made of forged "Super-Tuff" alloy steel, heat-treated and tempered for strength. Nickel chrome-plated to resist rust.

Set includes: seven 12-point sockets—5/8, 7/16, 1/2, 9/16, 5/8, 11/16 and 3/4-inch; 13/16-inch spark plug socket; 2 extension bars—3 and 6-inch; quick release ratchet; universal joint and Permanex case.

Shipping weight 2 pounds 9 ounces.
9 GT 33225 Set \$23.99



1/4 and 3/8-in. drive . . . 31-pc. Set
with quick-release ratchet

\$21⁹⁹

Great for the home craftsman as well as automotive and aircraft technicians. Square-drive sockets of "Super-Tuff" alloy steel with strong, thin walls for tight squeezes. Heat-treated and tempered for strength. Nickel chrome-plated.

1/4-inch drive parts include: seven 6-point sockets—1/4 thru 1/2-inch; and 6-inch flex-T-handle.

3/8-inch drive parts: seven 12-point sockets—5/8 thru 3/4-inch; 13/16-inch spark plug socket; 2 extension bars—3 and 6-inch; quick release ratchet; 3/8 to 1/4-inch adapter and 11-piece hex key set.

9 GT 33235—Shpg. wt. 2 lbs. 9 oz. \$21.99

CRAFTSMAN® Tool Chests... built for rugged punishment

Sides and bottom are constructed of one-piece heavy-gauge steel... reinforced to handle big loads without sagging or loosening, even after years of use

Steel-bar locking mechanism locks all drawers automatically. Just close chest lid and your tools are locked safely out of sight and out of reach



\$25⁹⁷

Mechanics' Tool Chest

1 Our best Portable Chest. Heavy-gauge steel. Heavy-duty polyethylene handle. Two drawers: each 2 in. deep. Overall size: 20x8¹/₂x9¹/₂ inches high. Tote tray measures 18¹/₂x7¹/₄x1³/₈ inches deep. Drawers lock when lid is closed. Piano-type hinge. Tumbler lock and keys included. Gray and red enamel finish. 9 GT 65336C—Shpg. wt. 19 lbs.\$25.97

Portable Tool Chest

Heavy-duty polyethylene handle. 2 drawers: each 2 in. deep. Overall: 20x8¹/₂x9¹/₂ in. high. Top compartment 2¹/₄ in. deep. Two drawbolts, padlock hasp. Gray enamel finish.

Shipping weight 18 lbs.
9 GT 65334C\$19.77



Machinists' Tool Chests

(2 and 3). Front locking panel slides under bottom drawer. Steel construction with brown wrinkle finish. With tumbler lock and keys.



\$42⁹⁷

2 7-drawer Chest. Two full-width drawers: one 1³/₈ inches deep; one 2¹/₄ inches deep. Four drawers 8³/₈x7¹/₄x1 inch deep. One drawer 8¹/₂x7¹/₂x2 inches deep. Two drawbolts, sturdy top handle. Overall size: 20³/₈x8¹/₂x13¹/₂ inches high. 9 GT 65227C—Shpg. wt. 30 lbs.\$42.97



\$54⁹⁷

3 8-drawer Chest. Drawers with suspension slides. Four drawers 8¹/₂x7¹/₂x1 inch deep. One each: 8¹/₂x7¹/₂x2 inches deep; 24³/₈x7¹/₄x1³/₈ inches deep; 24³/₈x7¹/₄x2¹/₄ inches deep; 5¹/₄x7¹/₂x3¹/₄ inches deep. Side handles. Overall size: 26¹/₂x8¹/₂x13¹/₂ inches high. 9 GT 65228L—Shpg. wt. 42 lbs.\$54.97

Portable Competition Chest

Made of tough heavy-gauge steel. Lid and drawer in wood-grain vinyl finish. Curved lip on roof protects hinge. Pin on hinge can't be knocked off. Full length tote tray. Two full width drawers, 2⁵/₁₆ in. deep. Two drawbolts. Pin-tumbler lock, 2 keys. Inside tray red enamel finish. . . black wrinkle finish shell. Overall size: 20¹/₄x8¹/₂x10³/₈ in. high. 9 GT 6530C—Shpg. wt. 19 lbs.\$26.97



CRAFTSMAN® Tool Boxes

We tested a CRAFTSMAN tool box (9 GT 6500C) with a 100-lb. load by raising and lowering it 4,684 times. It passed the test with flying colors. And every steel tool box on this page is made with the same extra-strength features as the one tested



\$19⁹⁷

30-inch Carpenters' Flat-top Box

4 Made of heavy-gauge steel for long-lasting strength. . . specially designed for carpenters who use long tools. Knock-out plug for square, bracket for standard level, wooden sawclip in top for 2 hand saws. Divided, lift out tote tray. Heavy-duty top, side handles. Three drawbolts, lock, two keys. Measures 30x8¹/₂x9 inches high. Gray enamel finish.

Shipping weight 17 pounds.
9 GT 6517C\$19.97

Mechanics' Tool Boxes

7 Heavy-gauge steel for long-lasting strength. Combination drawbolt, padlock eye. Full-length piano-type hinge. Heavy-duty polyethylene handle. Hasp welded on inside of cover for extra security. 17x17x7¹/₂ inches high. Non-partitioned tote tray. Gray enamel finish.
9 GT 65013C—Shipping weight 8 lbs.\$7.67

8 Hip-roof Box. Heavy-gauge steel. Holds 50 to 75 sockets and parts. Two drawbolts, padlock eye. Full-length piano-type hinge. Divided tote tray. Heavy-duty handle. 19³/₄x7x8 inches high. Gray enamel finish.
9 GT 6520C—Shipping weight 9 lbs.\$9.67

Compact Hip-roof Box. Heavy-gauge steel. Combination drawbolt and padlock eye. Full-length piano-type hinge. Tote tray. Heavy-duty handle. Meas.: 19³/₄x6x6-in. high. Gray enamel finish.
9 GT 65161C—Shipping weight 8 lbs.\$7.77

9 Box for 3/4-in. drive tools. Heavy-gauge steel for years of use. Storage capacity for heavy-duty tools, sockets. Heavy-duty front handle. Drawbolt lock. Overall size: 21¹/₂x6⁷/₈x3³/₄ inches high. Gray enamel finish.
9 GT 6506—Shipping weight 6 lbs. 12 oz.\$8.77



Mechanics' Tool Boxes

5 Out best . . . takes tools up to 24-inches long, sectioned tray holds over 150 sockets, other parts. Made of extra-heavy gauge steel. Includes 2 keys for center lock. Top handle, side handles make two man toting easy. Two 1-piece drawbolts. Measures 24¹/₄ in. long, 9¹/₂ in. wide, 9¹/₂ in. high. Red enamel finish.
9 GT 65141C—Shpg. wt. 23 lbs.\$23.87



\$23⁸⁷

6 Takes tools up to 18 in. long. Heavy-gauge steel for long-lasting strength. Two heavy drawbolts. Full-length piano-type hinge. Heavy-duty handle. Gray baked-enamel finish. Hasp, padlock eye. Partitioned tote tray. Measures 20x8¹/₂x9¹/₂ inches high.
9 GT 6512C—Shipping weight 12 pounds\$11.67

As above except 18x8x9 inches high.
9 GT 6500C—Shipping weight 11 pounds\$9.67




\$11⁶⁷

Cantilever Mechanics' Tool Boxes

10 Heavy-gauge steel with reinforcing skids on bottom. Covers on two of the 4 trays. Hip-roof design, double-cover. Padlock eye and 2 drawbolts. Measures 18x10x13¹/₄ inches high. Gray hameroid enamel finish.
Shpg. wt. 24 lbs.
9 GT 6536C\$26.77

11 Heavy-duty steel. Four trays. Full length piano-hinge. Combination drawbolt and padlock eye. Heavy-duty handle. Measures 16¹/₂x8⁷/₈x10¹/₈ inches high. Single-cover. Gray enamel finish.
Shpg. wt. 12 lbs.
9 GT 65351C\$17.99



Top to bottom and all points in between, these

All Chests and Cabinets on these two pages

have a rugged one-piece top and bottom made of reinforced heavy-gauge steel. They won't sag or loosen, even after years of heavy use. So each unit can take the heavy loads and rough treatment dished out by working men who don't have the time to "baby" a chest or cabinet.

All Cabinets have these exclusive built-in features

- Sturdy "I-frame" construction and self-reinforcing, recessed cabinet sides add tremendous strength and stability to the whole unit... actually 50% more diagonal strength than ordinary flat-panel design. And there are no space-consuming crossbars, so usable space is kept at a maximum
- Four corner posts (instead of the two found in ordinary construction) add extra bracing that firms the sides and supports the drawer slides, so they remain aligned... even under the heaviest load conditions
- One-piece roll-formed drawer slides are welded to the frame on 3 different panels. More welds mean more strength, so the drawers slide smoothly without jamming



2-drawer Chest **\$44⁹⁷**

3-drawer Cabinet **\$79⁹⁷**

1 2-drawer Chest. Measures 26x10x11¹/₂ in. high. Two full-width drawers: one 2¹/₂ in. deep, one 3¹/₂ in. deep. Tote tray 18¹/₂x7¹/₂x1¹/₂ in. deep. Tumbler lock, 2 keys. Red and gray enamel finish. 9 GT 65232C—Shpg. wt. 37 lbs. \$44.97

2 3-drawer Cabinet. Measures 26¹/₂x18x32¹/₂ in. high. Three full-width drawers: one 6⁷/₁₆ in. deep; two 3³/₈ in. deep. Bottom compartment 23⁷/₁₆x17¹/₂x12¹/₂ in. high. Four casters... 2 fixed, 2 swivel. Tumbler lock, 2 keys. Red and gray enamel finish. Shipping weight 95 pounds. 9 GT 65033N..... \$79.97



3-drawer Chest **\$57⁹⁷**

9-drawer Cabinet **\$135⁹⁷**

3 3-drawer Chest. Measures 26x12x14¹/₂ inches high. Three full-width drawers: one 1¹/₈ in. deep; one 2⁷/₈ in. deep; one 4 in. deep. Tote tray 18¹/₂x7¹/₂x1¹/₂ in. deep. Tumbler lock, 2 keys. Red and gray enamel finish. 9 GT 65252L—Shpg. wt. 54 lbs. \$57.97

4 9-drawer Cabinet. Measures 26¹/₂x18x39¹/₈ in. high. Four top drawers: 10¹/₂x15⁷/₈x3³/₈ in. deep. Five full-width bottom drawers: two 3³/₈ in. deep; two 4³/₈ in. deep; one 6⁷/₁₆ in. deep. Four casters... 2 fixed and 2 swivel. Includes tumbler lock and 2 keys. Red and gray enamel finish. Shipping weight 150 pounds. 9 GT 65039N..... \$135.97



6-drawer Chest **\$74⁹⁷**

5-drawer Cabinet **\$109⁹⁷**

5 6-drawer Chest. Measures 26x12x14¹/₂ in. high. Top center security drawer for valuables: 4³/₈x10³/₈x1¹/₈ in. deep. Two end drawers: 8x10³/₈x1¹/₈ in. deep. Three full-width drawers: two 22¹/₂x10³/₈x1¹/₈ in. deep; one 22¹/₂x10³/₈x2⁷/₈ in. deep. Removable tote tray 18¹/₂x7¹/₂x1¹/₂ in. deep. Includes lock, 2 keys. Red and gray enamel finish. 9 GT 65272L—Shpg. wt. 60 lbs. \$74.97

6 5-drawer Chest. Measures 26¹/₂x18x40³/₈ in. high. Five full-width drawers: four 3³/₈ in. deep; one 6⁷/₁₆ in. deep. Two top drawers with center divider. Lower compartment: 23⁷/₁₆x17¹/₂x12¹/₂ in. high. Four casters... two swivel, two fixed. Lock, 2 keys. Red and gray enamel finish. 9 GT 65035N—Wt. 125 lbs. .. \$109.97



10-drawer Chest **\$94⁹⁷**

7-drawer Cabinet **\$119⁹⁷**

7 10-drawer Chest. Measures 26x12x19 inches high. Six drawers: 7⁷/₈x10³/₈x1¹/₈ inches deep. Security drawer for valuables: 4³/₈x10³/₈x6 inches deep. Three full-width drawers: two 22¹/₂x10³/₈x1¹/₈ inches deep; one 22¹/₂x10³/₈x2⁷/₈ inches deep. Tote tray 18¹/₂x7¹/₂x1¹/₂ inches deep. Includes tumbler lock with 2 keys. Red and gray enamel finish. Shipping weight 77 pounds. 9 GT 65282N \$94.97

8 7-drawer Cabinet. Measures 26¹/₂x18x40³/₈ inches high. Four top drawers: 10¹/₂x16³/₈x3³/₈ inches deep. Three full-width drawers: two 22¹/₂x16³/₈x3³/₈ inches deep; one 22¹/₂x16³/₈x6⁷/₁₆ inches deep. Lower compartment measures 23⁷/₁₆x17¹/₂x12¹/₂ inches deep. Four casters... 2 fixed, 2 swivel. Lock, 2 keys included. Red and gray enamel finish. 9 GT 65037N—Shpg. wt. 130 lbs. \$119.97

Sears Has a Credit Plan to Suit Most Every Need
See Big Book or ask for details.



Folding Side Shelf **\$10⁹⁷**

Provides 2 square feet of work space. Fits on either side or back of all cabinets on these 2 pages. Rail keeps tools from falling off. Supports up to 70-pound load. 20-gauge steel shelf... 17¹/₂x15¹/₂x3³/₈ inches. Folds down when not in use. Support and braces included. Red enamel finish. 9 GT 65213—Shpg. wt. 10 lbs. \$10.97



3-drawer Add-on Chest **\$42⁹⁷**

Fits between the chest and cabinet combination units on these 2 pages (except 9 GT 65284N and 9 GT 65034N). Overall 26¹/₂x12¹/₂x10¹/₂ inches high. Three drawers 22¹/₂x10³/₈x2⁷/₈ inches deep. Front panel covers and locks drawers. Includes tumbler lock and two keys. Red and gray enamel finish. 9 GT 65212C—Shpg. wt. 37 lbs. \$42.97

CRAFTSMAN® Tool Chests and Cabinets are STRONG

Lots of tools to store? These two units give you more drawers than any other units we sell

12-drawer Chest **\$99⁹⁷**

12-drawer Cabinet **\$159⁹⁷**

(1 and 2) This Chest and Cabinet provide the size needed to handle the storage demands of professional auto mechanics, farmers and people in industry. Of course it's built with all the fine construction features described on the facing page. Durable red and gray enamel finish.

1 12-drawer Chest. Overall size: 26x12x19 inches high. Six top side drawers 7⁷/₁₆x1¹/₁₆ inches deep; three center drawers 4⁵/₁₆x1¹/₁₆ inches deep (top-most drawer is a locking security drawer for storing watches and other valuables. One key locks it and the chest lid simultaneously). Three full width drawers: two 1¹/₁₆ inches deep; one 2¹/₁₆ inches deep. Removable tote tray measures 18¹/₂x7¹/₂x1¹/₂ inches deep. Side handles for ease of carrying. Includes lock and two keys.

9 GT 65222N—Shipping weight 77 pounds\$99.97

2 12-drawer Cabinet. Overall size: 26¹/₂x18x39¹/₄ in. high. Four top side drawers measure 7⁵/₁₆x16³/₄x2 in. deep. One locking center security drawer measures 4³/₄x16³/₄x4³/₁₆ in. deep. Locks up tight to protect your valuables . . keeps them out of sight and out of reach. Seven full width drawers: one 2¹/₁₆ in. deep; one 6⁷/₁₆ in. deep; and five 3¹/₁₆ in. deep. Rugged, recessed side handles won't pull loose. Cabinet rolls smoothly on four wide-tread casters . . 2 fixed and 2 swivel for easy maneuvering, even over rough surfaces. Front casters have slide-locking toe brake. Tumbler lock and two keys included.

9 GT 65012N—Shipping weight 165 pounds\$159.97

1

2

*Sears * Best*

Greater length from front to back gives each drawer 25% more storage capacity than with any other chest or cabinet we offer

10-drawer Chest **\$175⁰⁰**

8-drawer Cabinet **\$266⁰⁰**

3

4


(3 and 4) Chest and Cabinet made of extra-heavy-gauge steel with one-piece reinforced sides and bottom. Steel-bar mechanism locks drawers automatically when chest lid or cabinet panel is closed. Heavy-duty tumbler locks and keys. One-piece roll-formed drawer slides. Riveted side handle. Black and red enamel finish.

3 10-drawer Chest. Overall: 33¹/₄x15³/₄x18³/₄ in. high. Six drawers 11¹/₃₂x12⁵/₃₂ in. high, one drawer 5⁵/₁₆x5²¹/₃₂ in. high, 3 full-width drawers—two 1²¹/₃₂ in. high, one 2¹/₁₆ in. high. Tote tray 17¹/₁₆x17¹/₃₂x1¹/₁₆ in. high. With locks and keys.

9 GT 65284N—Shipping weight 129 pounds\$175.00

4 8-drawer Cabinet. Overall: 33¹/₂x18¹/₁₆x39 inches high. Two top drawers 27¹/₄x15⁷/₃₂x1¹/₃₂ inches high; 6 full-width bottom drawers—three 2³/₄ inches high, two 4¹/₃₂ in. high, one 6-in. high. Four heavy-duty casters—2 fixed, 2 swivel. With lock and keys.

9 GT 65034N—Shipping weight 193 pounds\$266.00



CRAFTSMAN® unconditionally guaranteed* Socket Wrench Sets



Our toughest Set . . . 3/4-in. sq. drive with
18-pcs. . . made to take the tough job
of heavy equipment maintenance

\$9799

Made to handle big, tough jobs on heavy equipment in plants, garages, repair shops. Useful in construction and farm work. Sockets are hot forged, so grain of metal follows socket contour . . . adds tremendous strength. Thin walls for working in tight, hard-to-get-at places. No shoulders (socket grips nut at full depth). "Super-Tuff" alloy steel is heat-treated, tempered and nickel-chrome-plated to resist rust.

Set includes: thirteen 12-point sockets (1 1/16, 1 1/8, 1 1/4, 1 5/16, 1 3/8, 1 7/16, 1 1/2, 1 5/8, 1 11/16, 1 3/4, 1 13/16, 1 7/8 and 2-in.); two extensions; reversible, quick-release ratchet; 18-inch slide bar handle; heavy-duty steel tool box.

Shipping weight 33 pounds.

9 GT 46315C Set \$97.99



1/2-inch square drive
13-piece Set

\$2089

Designed to meet the needs of professional as well as home-shop mechanics. "Super-Tuff" alloy steel, heat-treated, tempered and nickel-chrome-plated. Strong, forged sockets have extra thin walls for working in tight, hard-to-get-at places.

Set includes: ten 12-point sockets (7/16, 1/2, 9/16, 5/8, 11/16, 3/4, 13/16, 7/8, 15/16 and 1-in.); 15-inch flex handle; crossbar; Permanex® tool case.

Shipping weight 5 lbs. 5 oz.
9 GT 4396 Set \$20.89



3/8-inch square drive
10-piece Set

\$1179

Strong, thin-wall sockets for working in tight spots. Includes pieces for many jobs about the home . . . for autos, outboard motors, lawn mowers and more. Made of "Super-Tuff" alloy steel. Heat-treated, chrome-plated to resist rust.

Set includes: seven 12-point sockets—3/8 thru 3/4 inch; flex handle—10-inch; crossbar. All pieces packed in durable Permanex® carrying case.

Shipping weight 2 lbs. 2 oz.
9 GT 4395 Set \$11.79



1/4-inch sq. drive . . 48-piece Set
with fitted tool box

\$5349

Made of "Super-Tuff" alloy steel. Ten 6-point sockets (3/32 thru 1/2-inch), nine 6-point deep sockets (3/16 thru 1/2-inch). Fine-tooth quick-release reversible ratchet; flex, slide bar handles; crossbar; 6-inch extension handle; 4-inch flex extension; 3, 6, 14-inch extensions; 5/64-inch setscrew wrench; 5 hex wrench sockets (3/16 thru 3/8-inch); 2 Phillips screwdriver-bit sockets (Nos. 1, 2); 3 clutch-head bit sockets (5/32 thru 3/16-inch); 2 screwdriver-bit sockets; universal joint; 5 magnetic inserts, fitted tool box.

9 GT 44392—Shipping weight 5 pounds 2 oz. Set \$53.49



1/4-inch sq. drive
16-piece Set

\$1859

"Super-Tuff" alloy steel . . heat-treated and tempered for strength. Designed especially for repair technicians. 1/4-inch drive, ideal for precision ignition, refrigerator, radio, aircraft work.

Set includes nine 6-point sockets (3/16 thru 1/2-inch). Reversible, fine-tooth quick-release ratchet, flex handle, crossbar, slide bar handle. Two extensions (3 and 6-inch). Permanex® tool case.

9 GT 44148—Wt. 1 lb. 8 oz. Set \$18.59



1/4-inch sq. drive
12-piece Set

\$829

"Super-Tuff" alloy steel . . heat-treated and tempered for strength. 1/4-inch drive, ideal for precision ignition, radio, refrigerator, aircraft work. Designed for repair technicians.

Set includes: nine 6-point sockets (3/16 thru 1/2-in.), flex handle and crossbar. Built for durability. Packed in Permanex® polyethylene case.

9 GT 44062—Wt. 15 oz. Set \$8.29

Spark Plug Sockets with neoprene inserts



(1 and 2) Chrome-plated "Super-Tuff" alloy steel. Neoprene inserts help protect plugs.

Size— $\frac{1}{16}$ -inch with 6-point openings, except 9 GT 43326 $\frac{3}{8}$ -inch.

1 Straight Socket. Hex end for use with wrench.
Shipping weight 6 ounces.
9 GT 43321— $\frac{1}{2}$ -in. drive \$2.39
9 GT 44241— $\frac{1}{2}$ -in. drive 2.39

$\frac{1}{8}$ -inch Straight Socket.
Shipping weight 5 ounces.
9 GT 43326— $\frac{3}{8}$ -in. drive \$2.49

2 Flex Socket. Shpg. wt. 7 oz.
9 GT 43323— $\frac{3}{8}$ -in. sq. dr. \$5.19

Screwdriver Bits for Socket Wrenches



3 Phillips-type Bits.
 $\frac{1}{4}$ -in. sq. drive, $1\frac{1}{2}$ -in. long.
Shipping weight 3 ounces.
9 GT 42881—No. 1 \$2.09
9 GT 42882—No. 2 2.09

$\frac{3}{8}$ -in. sq. drive, $2\frac{1}{2}$ -in. long.
Shipping weight 4 ounces.
9 GT 44371—No. 2 \$2.09
9 GT 44372—No. 3 2.09
9 GT 44373—No. 4 2.09

4 Slotted Screwdriver Bits.
 $\frac{1}{4}$ -in. sq. drive, $1\frac{3}{4}$ -in. long.
Shipping weight 3 ounces.
9 GT 42891— $0.30 \times \frac{1}{4}$ -in. \$1.79
9 GT 42892— $0.39 \times \frac{1}{4}$ -in. 1.79

$\frac{3}{8}$ -in. sq. drive, 2-in. long.
Shipping weight 4 ounces.
9 GT 42851— $0.30 \times \frac{1}{4}$ -in. \$1.99
9 GT 42852— $0.39 \times \frac{1}{4}$ -in. 1.99
9 GT 42853— $0.55 \times \frac{1}{4}$ -in. 1.99

5 Hex Setscrew Bits.
 $\frac{1}{4}$ -in. sq. drive, $1\frac{3}{4}$ -in. long.
9 GT 42701— $\frac{1}{16}$ -in. Wt. 3 oz. \$1.69
9 GT 42702— $\frac{1}{8}$ -in. Wt. 3 oz. 1.69
9 GT 42703— $\frac{1}{4}$ -in. Wt. 3 oz. 1.79
9 GT 42704— $\frac{1}{2}$ -in. Wt. 4 oz. 1.79
9 GT 42705— $\frac{3}{8}$ -in. Wt. 4 oz. 1.79

$\frac{3}{8}$ -in. sq. drive, 2-in. long.
9 GT 46669— $\frac{1}{16}$ -in. Wt. 3 oz. \$1.79
9 GT 46661— $\frac{1}{8}$ -in. Wt. 3 oz. 1.79
9 GT 46662— $\frac{1}{4}$ -in. Wt. 3 oz. 1.79
9 GT 46663— $\frac{1}{2}$ -in. Wt. 4 oz. 1.79
9 GT 46664— $\frac{3}{8}$ -in. Wt. 4 oz. 1.79
9 GT 46665— $\frac{1}{2}$ -in. Wt. 4 oz. 1.79

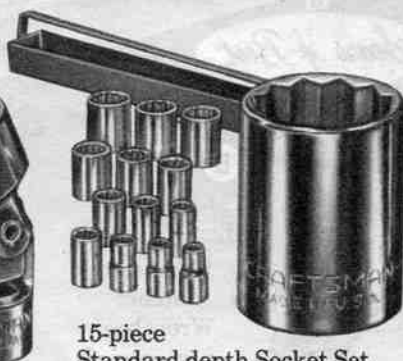
Each Socket in every CRAFTSMAN® Socket Set is constructed to take the abuse of heavy-duty, day-in, day-out use. Here's why:

- Sockets are made of "Super-Tuff" alloy steel . . they all meet or exceed Federal Specifications GGG-W-641d and GGG-W-636d for torque strength
- The alloy steel is heat-treated and tempered for uniform hardness, then it's chrome plated to resist rust and corrosion



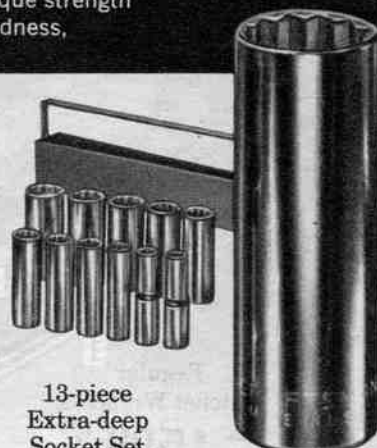
8-piece Flexible Socket Set

$\frac{3}{8}$ -inch square drive. Strong, thin-wall sockets for working in hard-to-reach places. Chamfered ends. Seven combination sockets, universal joints. Twelve-point openings. Socket sizes: $\frac{3}{8}$, $\frac{7}{16}$, $\frac{1}{2}$, $\frac{5}{16}$, $\frac{3}{4}$, $\frac{11}{16}$ and $\frac{1}{2}$ -inch. Includes Perma-nex® polyethylene carrying case. Shipping wt. 1 lb. 5 oz.
9 GT 43812 Set \$22.59



15-piece Standard depth Socket Set

$\frac{1}{2}$ -inch square drive. For standard hex nuts, cap screws. Strong, thin-wall sockets for working in tight spots. Sockets fit nuts with over-protruding bolts. Chamfered ends. Fourteen sockets with 12-point openings.
Socket sizes: $\frac{7}{16}$, $\frac{1}{2}$, $\frac{5}{16}$, $\frac{1}{2}$, $\frac{3}{4}$, $\frac{11}{16}$, $\frac{1}{2}$, $\frac{3}{4}$, $\frac{11}{16}$, $\frac{1}{2}$, $\frac{3}{4}$, $\frac{11}{16}$, $\frac{1}{2}$, $\frac{3}{4}$, $\frac{11}{16}$ and $\frac{1}{2}$ -inch. Includes handy metal carrying tray.
9 GT 4348—Shpg. wt. 4 lbs. Set \$19.59



13-piece Extra-deep Socket Set

$\frac{1}{2}$ -inch square drive. Made for heavy-duty use. Straight, thin-wall sockets for working in hard-to-reach places. Deep sockets fit nuts with over-protruding bolts. Chamfered ends. Twelve sockets with 12-point openings.
Socket sizes: $\frac{1}{2}$, $\frac{5}{16}$, $\frac{3}{8}$, $\frac{11}{16}$, $\frac{3}{4}$, $\frac{23}{32}$, $\frac{13}{16}$, $\frac{7}{8}$, $\frac{15}{16}$, 1 , $1\frac{1}{16}$ and $1\frac{1}{8}$ -inch. Includes handy metal carrying tray.
Shipping weight 5 lbs. 7 oz.
9 GT 43831 Set \$28.79

Individual Flexible Sockets

$\frac{3}{8}$ -inch square drive. Combination socket and universal joint. Thin-wall construction. No-shoulder design grips nut at full depth.

Catalog Number	Size in.	Points	Wt. oz.	Each
9 GT 43252	$\frac{3}{8}$	12	4	\$3.59
9 GT 43253	$\frac{7}{16}$	12	4	3.59
9 GT 43254	$\frac{1}{2}$	12	4	3.59
9 GT 43255	$\frac{5}{16}$	12	4	3.59
9 GT 43256	$\frac{1}{2}$	12	4	3.59
9 GT 43257	$\frac{11}{16}$	12	4	3.59
9 GT 43258	$\frac{1}{2}$	12	4	3.59
9 GT 43261	$\frac{3}{8}$	6	4	3.59
9 GT 43262	$\frac{7}{16}$	6	4	3.59
9 GT 43263	$\frac{1}{2}$	6	4	3.59
9 GT 43264	$\frac{5}{16}$	6	4	3.59
9 GT 43265	$\frac{1}{2}$	6	4	3.59
9 GT 43266	$\frac{11}{16}$	6	4	3.59
9 GT 43267	$\frac{3}{4}$	6	4	3.59

CRAFTSMAN Sockets
unconditionally guaranteed
see page 3



9-piece Standard-depth Socket Set

$\frac{3}{8}$ -inch square drive. Strong, thin-wall sockets for working in hard-to-reach places. Chamfered ends for easier slipage of socket over nuts and bolts. No-shoulder design lets you grip nut at full depth. Eight sockets with 12-point openings. Socket sizes: $\frac{3}{8}$, $\frac{7}{16}$, $\frac{1}{2}$, $\frac{5}{16}$, $\frac{3}{4}$, $\frac{11}{16}$, $\frac{3}{4}$ and $\frac{13}{16}$ -in. Includes metal carrying tray.
9 GT 4389—Shpg. wt. 1 lb. Set \$8.59



10-piece Extra-deep Socket Set

$\frac{3}{8}$ -inch square drive. Strong, thin-wall sockets for working in those hard-to-get-at places. Sockets measure $2\frac{1}{2}$ -in. long, and easily fit nuts with over-protruding bolts. Chamfered ends. Nine sockets with 6-point openings. Socket sizes: $\frac{3}{8}$, $\frac{7}{16}$, $\frac{1}{2}$, $\frac{5}{16}$, $\frac{3}{4}$, $\frac{11}{16}$, $\frac{3}{4}$, $\frac{13}{16}$ and $\frac{7}{8}$ -in. Packed in convenient carrying tray.
9 GT 43156—Wt. 2 lbs. 4 oz. Set \$13.39

Setscrew Wrenches and Setscrews

(6 thru 8) CRAFTSMAN Setscrew Wrench Sets. Top professional quality. Tough alloy steel . . rust-resistant finish. Chamfered ends. Wrench sizes marked on shanks. Can be used at either end. All include plastic pouch.

6 11-piece Short-arm Set. Includes sizes: .050, $\frac{1}{16}$, $\frac{3}{64}$, $\frac{3}{32}$, $\frac{7}{64}$, $\frac{1}{8}$, $\frac{9}{64}$, $\frac{3}{32}$, $\frac{5}{16}$, $\frac{3}{32}$ and $\frac{1}{4}$ -inch.
9 GT 46693—Shpg. wt. 6 oz. Set \$1.49

7 9-piece Long-arm Set. Sizes: $\frac{3}{64}$, $\frac{3}{32}$, $\frac{7}{64}$, $\frac{1}{8}$, $\frac{9}{64}$, $\frac{3}{32}$, $\frac{5}{16}$, $\frac{3}{32}$ and $\frac{1}{4}$ -inch.
9 GT 46673—Shpg. wt. 8 oz. Set \$1.59

8 14-piece Combination Set. Short-arm sizes: .050, $\frac{1}{16}$, $\frac{3}{64}$, $\frac{3}{32}$, $\frac{7}{64}$, $\frac{1}{8}$, $\frac{9}{64}$, $\frac{3}{32}$, $\frac{5}{16}$, $\frac{3}{32}$, $\frac{1}{4}$ and $\frac{3}{16}$ -inch. Long-arm sizes: $\frac{7}{64}$, $\frac{1}{8}$, $\frac{9}{64}$, $\frac{3}{32}$, $\frac{5}{16}$, $\frac{3}{32}$, $\frac{1}{4}$ and $\frac{3}{16}$ -inch.
9 GT 46683—Shpg. wt. 11 oz. Set \$2.59

9 9-in-1 Steel Setscrew Wrench Sets.
Nine sizes from .050 thru $\frac{3}{16}$ -inch.
9 GT 46281—Shpg. wt. 6 oz. Set \$1.79
Nine sizes from $\frac{3}{64}$ thru $\frac{1}{4}$ -inch.
9 GT 46282—Shpg. wt. 8 oz. Set \$2.09

10 CRAFTSMAN Short-arm Setscrew Wrenches. Steel. Corrosion-resistant finish. Chamfered ends. Use either end.

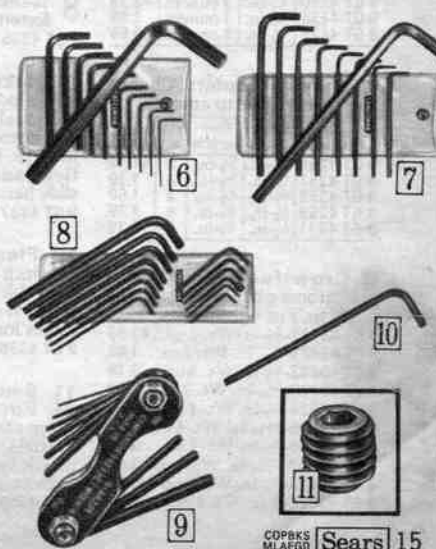
Catalog No.	Size, in.	Wt.	Price	Catalog No.	Size, in.	Wt.	Price
9 GT 28131	.050	1 oz.	19c	9 GT 28181	$\frac{3}{64}$	1 oz.	19c
9 GT 28132	$\frac{1}{16}$	1 oz.	19c	9 GT 28136	$\frac{3}{32}$	1 oz.	19c
9 GT 28133	$\frac{3}{64}$	1 oz.	19c	9 GT 28137	$\frac{1}{16}$	1 oz.	19c
9 GT 28134	$\frac{1}{8}$	1 oz.	19c	9 GT 28138	$\frac{3}{32}$	2 oz.	19c
9 GT 28182	$\frac{7}{64}$	1 oz.	19c	9 GT 28139	$\frac{1}{4}$	2 oz.	19c
9 GT 28135	$\frac{1}{2}$	1 oz.	19c				

CRAFTSMAN Long-arm Setscrew Wrenches. (Not shown.)

Catalog No.	Size, in.	Wt.	Price	Catalog No.	Size, in.	Wt.	Price
9 GT 28161	$\frac{3}{64}$	1 oz.	19c	9 GT 28174	$\frac{3}{16}$	2 oz.	19c
9 GT 28171	$\frac{1}{8}$	1 oz.	19c	9 GT 28175	$\frac{7}{64}$	3 oz.	29c
9 GT 28185	$\frac{1}{16}$	1 oz.	19c	9 GT 28176	$\frac{1}{4}$	3 oz.	29c
9 GT 28172	$\frac{1}{8}$	1 oz.	19c	9 GT 28177	$\frac{3}{16}$	5 oz.	49c
9 GT 28186	$\frac{1}{4}$	1 oz.	19c	9 GT 28178	$\frac{1}{2}$	7 oz.	59c
9 GT 28173	$\frac{3}{32}$	2 oz.	19c	9 GT 28179	$\frac{1}{2}$	12 oz.	99c

11 Setscrews. Made of tough alloy steel. Corrosion-resistant finish. Shipping weight each 1 ounce.

Cat. No.	Diam.	Lgth.	Threads	Price	Cat. No.	Diam.	Lgth.	Threads	Price
9GT28091	No. 6	$\frac{1}{4}$	32	13c	9GT28096	$\frac{1}{4}$	$\frac{1}{2}$	20	15c
9GT28092	No. 8	$\frac{3}{16}$	32	13c	9GT28097	$\frac{3}{16}$	$\frac{1}{2}$	18	15c
9GT28093	No. 10	$\frac{1}{4}$	24	13c	9GT28098	$\frac{1}{2}$	$\frac{1}{2}$	18	15c
9GT28094	No. 10	$\frac{1}{4}$	32	13c	9GT28099	$\frac{3}{8}$	$\frac{3}{4}$	16	16c
9GT28095	$\frac{1}{4}$	$\frac{1}{4}$	20	15c					



CRAFTSMAN® Ratchet Wrenches feature a quick-release push button!

Just press release button (A) and socket slips off... no hard pulling or prying

Sears * Best

Regular Ratchet Wrenches

Low as \$5.09 1/4-inch

Flex-head Ratchet Wrenches

Low as \$10.09 3/8-inch

Fine-tooth Action Ratchets specially designed for fast work in tight spaces

Low as \$7.39 1/2-inch drive

(1 and 2) In actual factory tightening tests, CRAFTSMAN ratchet wrenches were operated over 1/2-million times without serious wear. "Super-Tuff" steel. Quick-release push button (A); built-in reversing lever (B). Exceed Federal Specifications GGG-W-641d, Type III, Class 2 for torque strength.

(1) Regular Ratchet Wrench.

Catalog Number	Square drive	Length inches	Weight lbs. oz.	Each
9 GT 43175	1/4-inch	5 1/2	6	\$5.09
9 GT 43785	3/8-inch	6 1/2	11	7.59
9 GT 44975	1/2-inch	10 1/4	1	6 9.79
9 GT 44976	3/4-inch	15	12	10.99
9 GT 44801	1 1/4-inch	19 3/4	5	11 24.99

(2) Flex-head Wrench. Similar to (1) but head adjusts 0° to 90° for easier operation at hard-to-work angles.

Catalog Number	Square drive	Length inches	Weight lbs. oz.	Each
9 GT 42791	3/8-inch	11 1/4	1 2	\$10.09
9 GT 44974	1/2-inch	16 3/4	2 4	13.59

3 Fine-tooth action permits a handle movement as small as 4 degrees.

Quick-release button (A) releases sockets instantly, even tight or greasy ones. Built-in reversing lever (B) changes ratchet direction. Built-in knurled speeder (C) makes rapid spin down of nuts and bolts easy. Nickel-chrome-plated, drop-forged, "Super-Tuff" steel is exceptionally strong and long lasting. Exceed Federal Specifications GGG-W-641d, Type III, Class 2 for torque strength. Ratchet with 1/4-in. drive has 70-tooth action, is 5 1/2 in. long. Ratchet with 3/8-in. drive has 82-tooth action, is 6 1/2 in. long. 1/2-in. drive has 90-tooth action, 10 1/4 in. long.

9 GT 43178—1/4-in. drive. Shipping weight 6 ounces \$7.39
9 GT 43788—3/8-in. drive. Shipping weight 11 ounces 9.69
9 GT 44978—1/2-in. drive. Shipping weight 1 pound 6 ounces 11.99



CRAFTSMAN® Ratchet Wrench Accessories

4 Universal Joints. Swing 90°. Square drive. Exceed Fed. Specs. GGG-W-641d, Type IV, Class 2.

Cat. No.	Size	Shpg. wt.	Each
9 GT 4280	1/4-in.	3 ounces	\$3.39
9 GT 4435	3/8-in.	4 ounces	3.59
9 GT 4425	1/2-in.	7 ounces	3.59

5 Socket Adapters. Change sq. drive size to another.

Catalog Number	Drive size	Converts to	Wt. oz.	Ea.
9 GT 4256	3/8-in.	1/4-in.	3	\$1.49
9 GT 4257	1/2-in.	3/8-in.	3	1.39
9 GT 4258	3/4-in.	1/2-in.	4	1.59
9 GT 4259	1 1/4-in.	3/4-in.	4	1.79
9 GT 4271	1 3/4-in.	1 1/4-in.	6	2.39

6 Crow-foot Wrenches. Chrome-plated. Use with 3/8-in. drive. For tight places.

9 GT 43611	3/8-in. Wt. 3 oz.	\$1.89
9 GT 43621	1/2-in. Wt. 3 oz.	1.99
9 GT 43622	3/4-in. Wt. 3 oz.	2.19
9 GT 43623	1 1/4-in. Wt. 3 oz.	2.29
9 GT 43624	1 3/4-in. Wt. 4 oz.	2.39
9 GT 43625	2-in. Wt. 4 oz.	2.39
9 GT 43626	2 1/4-in. Wt. 4 oz.	2.59
9 GT 43627	2 3/4-in. Wt. 4 oz.	2.89
9 GT 43628	3-in. Wt. 5 oz.	3.09
9 GT 43629	3 1/2-in. Wt. 6 oz.	3.29

7 Stud Remover. Capacity 3/16 to 3/4 in. 1/2-inch square drive. Forged steel.

9 GT 4457—Wt. 14 oz. ... \$8.39

8 1/4-inch sq. dr. Handle Extension. 4 1/2 in. long.

9 GT 43351—Wt. 5 oz. ... \$1.89

9 Socket Extension. For 1/4-inch square drive. 1/4-in. female socket in top of shockproof easy-grip plastic handle. Use with ratchet, flex handle, extension or slide bar. 6 inches long.

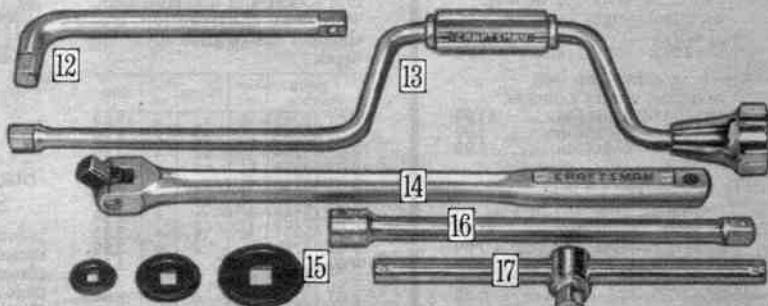
9 GT 43371—Wt. 6 oz. ... \$2.29

10 Flex Extension. 1/4-inch square drive. Flexible cable. Meets Fed. Specs. GGG-W-641d, Type IV. 4 inches long.

9 GT 4336—Wt. 3 oz. ... \$2.29

11 6-inch Flex Spinner. For 1/4-inch square drive sockets and fittings. Flexible steel cable. Sturdy plastic handle. Shipping weight 5 oz.

9 GT 4355 \$3.39



12 CRAFTSMAN Ell Handles. Use with spark-plug sockets.

Catalog Number	Square drive	Length	Shipping weight	Each
9 GT 4318	3/8-in.	7 in.	9 oz.	\$1.89
9 GT 4402	1/2-in.	8 in.	15 oz.	2.29

13 CRAFTSMAN Speeder Wrenches. Rugged, durable "Super-Tuff" steel. Exceed Federal Specifications GGG-W-641d, Type III, Class 3, Style A.

Catalog Number	Square drive	Length	Shipping weight	Each
9 GT 4281	1/4-in.	15 1/2 in.	10 oz.	\$3.59
9 GT 4427	3/8-in.	16 in.	1 lb. 4 oz.	4.29
9 GT 4416	1/2-in.	18 in.	2 lbs. 1 oz.	5.29

*No center grip †With rotating center grip

14 CRAFTSMAN Flex Handles. Sturdy hinged joint works at any angle. Extra-strong "Super-Tuff" steel. Positive stops at 0° and 45°. Exceed Federal Specifications GGG-W-641d, Type III, Class 1.

Catalog Number	Square drive	Length	Shipping weight	Each
9 GT 43523	1/4-in.	6 in.	5 oz.	\$2.59
9 GT 44363	3/8-in.	10 in.	14 oz.	4.69
9 GT 44201	1/2-in.	15 in.	1 lb. 10 oz.	6.29
9 GT 44202	3/4-in.	18 in.	1 lb. 15 oz.	7.49
9 GT 4431	1 1/4-in.	18 in.	3 lbs.	11.09

15 CRAFTSMAN Ratchet Speeder Adapters. Fit between ratchet and socket. Set of three for 1/4, 3/8 and 1/2-inch drive ratchets. With plastic pouch.

9 GT 44191—Shipping wt. 4 oz. ... Set \$2.79

16 CRAFTSMAN Extension Bars. Lock on. Chrome-plated "Super-Tuff" alloy steel. Exceed Federal Specifications GGG-W-641d, Type IV, Class 4. Permits use of ratchet when there's only room for the socket. Added length eases work in tight places.

Catalog Number	Square drive	Length	Shipping weight	Each
9 GT 43539	1/4-in.	3 in.	3 oz.	\$1.49
9 GT 43531	3/8-in.	6 in.	4 oz.	1.69
9 GT 43532	1/2-in.	14 in.	7 oz.	3.19
9 GT 44264	3/8-in.	3 in.	4 oz.	1.79
9 GT 44261	1/2-in.	6 in.	6 oz.	2.29
9 GT 44262	3/4-in.	10 in.	9 oz.	2.59
9 GT 44263	1-in.	20 in.	1 lb.	4.39
9 GT 44133	3/8-in.	3 in.	6 oz.	2.09
9 GT 44131	1/2-in.	6 in.	9 oz.	2.49
9 GT 44132	3/4-in.	10 in.	13 oz.	3.39
9 GT 44134	1-in.	20 in.	1 lb. 7 oz.	4.89
9 GT 4441	3/4-in.	8 in.	1 lb. 8 oz.	4.39
9 GT 4442	1-in.	16 in.	2 lbs. 14 oz.	6.49

17 CRAFTSMAN Slide-bar Handles. Can be used either as "T" or "L" handles to loosen stubborn connections. Handy when working in tight places. Polished "Super-Tuff" steel.

Meet Federal Specifications GGG-W-641d, Type III, Class 4.

Catalog Number	Square drive	Length	Shipping weight	Each
9 GT 4354	1/4-in.	4 1/2 in.	4 oz.	\$2.29
9 GT 4428	3/8-in.	7 in.	10 oz.	2.79
9 GT 44152	1/2-in.	9 in.	1 lb.	3.19
9 GT 44151	3/4-in.	15 in.	1 lb. 6 oz.	5.29
9 GT 4443	1-in.	18 in.	4 lbs.	6.89



CRAFTSMAN® 1/4-inch and 3/8-inch square-drive Sockets



1/4-inch square-drive. Excellent for ignition, carburetor, radio, electronic and appliance work. Hot-broached. Heavy, industrial-type nickel-chrome plating for lasting durability. Exceed Federal Specs. GGG-W-641d, Type II, Class 1 or 2 for strength.

Catalog Number	Size inches	Points	Wt. oz.	Each
9 GT 43481	5/32	6	2	79c
9 GT 43491	3/16	6	2	79c
9 GT 43492	7/32	6	2	79c
9 GT 43493	1/4	6	2	79c
9 GT 43494	5/32	6	2	79c
9 GT 43495	5/16	6	2	79c
9 GT 43496	11/32	6	2	79c
9 GT 43497	3/8	6	3	79c
9 GT 43498	7/16	6	3	79c
9 GT 43499	1/2	6	3	79c
9 GT 43608	3/16	12	2	79c
9 GT 43609	7/32	12	2	79c
9 GT 43601	1/4	12	2	79c
9 GT 43602	5/32	12	2	79c
9 GT 43603	7/16	12	2	79c
9 GT 43604	11/32	12	2	79c
9 GT 43605	3/8	12	2	79c
9 GT 43606	7/16	12	3	79c
9 GT 43607	1/2	12	3	79c

3/8-inch square-drive. For medium duty, confined areas. Nickel-chrome plated. Exceed same Federal Specifications as 1/4-inch drive at left.

Catalog Number	Size inches	Points	Wt. oz.	Each
9 GT 43001	3/8	6	3	\$1.09
9 GT 43002	7/16	6	3	1.09
9 GT 43003	1/2	6	3	1.09
9 GT 43004	5/16	6	3	1.19
9 GT 43005	5/8	6	3	1.29
9 GT 43006	11/16	6	4	1.29
9 GT 43007	3/4	6	4	1.29
9 GT 43008	13/16	6	4	1.29
9 GT 44331	3/8	12	3	1.09
9 GT 44332	7/16	12	3	1.09
9 GT 44333	1/2	12	3	1.09
9 GT 44334	5/16	12	3	1.19
9 GT 44335	5/8	12	3	1.29
9 GT 44336	11/16	12	4	1.29
9 GT 44337	3/4	12	4	1.29
9 GT 44338	13/16	12	4	1.29

3/4-in. square-drive for square nuts

Catalog Number	Size inches	Points	Wt. oz.	Each
9 GT 44341	1/4	8	3	\$1.09
9 GT 44342	5/16	8	3	1.09
9 GT 44343	3/8	8	3	1.09
9 GT 44344	7/16	8	3	1.09
9 GT 44345	1/2	8	3	1.09

Need strong sockets that'll squeeze into tight spots? CRAFTSMAN® Thin Wall Hot Forged Sockets exceed federal strength requirements


- Polished "Super-Tuff" steel sockets... heat treated, tempered and nickel-chrome plated for strength and hardness
- No-shoulder design lets you grip nut at full depth



As low as
\$1.19

1/2-inch drive, 7/16 in.,
12 points

CRAFTSMAN® Extra-deep Sockets



Strong, thin walls for getting into hard-to-reach places. For electronic, automotive and industrial jobs. "Super-Tuff" steel, heat-treated and tempered. Industrial-type nickel-chrome plating resists rust.

1/2-inch square-drive, 12-point openings. Exceed Fed. Specs. GGG-W-641d, Type II, Class 2, Style B.

Catalog No.	Size	Shpg. wt.	Each
9 GT 47521	1/2-inch	6 oz.	\$2.29
9 GT 47522	3/4-inch	5 oz.	2.29
9 GT 47523	1-inch	5 oz.	2.29
9 GT 47524	1 1/8-inch	6 oz.	2.29
9 GT 47525	1 1/4-inch	7 oz.	2.39
9 GT 47526	1 1/2-inch	7 oz.	2.39
9 GT 47527	1 3/4-inch	8 oz.	2.49
9 GT 47528	2-inch	9 oz.	2.49
9 GT 47529	2 1/8-inch	9 oz.	2.79
9 GT 47531	1-inch	10 oz.	2.89
9 GT 47532	1 1/8-inch	11 oz.	2.99
9 GT 47533	1 1/4-inch	12 oz.	3.09

3/8-inch square-drive Sockets. Exceed Federal Specifications GGG-W-641d, Type II, Class 2, Style B.

Catalog No.	Size inches	Points	Wt.	Each
9 GT 43301	3/8	12	4 oz.	\$1.39
9 GT 43311	7/16	12	4 oz.	1.49
9 GT 43312	1/2	12	4 oz.	1.59
9 GT 43313	5/16	12	4 oz.	1.89
9 GT 43314	3/4	12	5 oz.	1.89
9 GT 43316	11/16	12	5 oz.	1.99
9 GT 43317	3/4	12	5 oz.	2.09
9 GT 43318	13/16	12	7 oz.	2.19
9 GT 43319	7/8	12	7 oz.	2.29
9 GT 43333	3/8	6	4 oz.	1.39
9 GT 43331	7/16	6	4 oz.	1.49
9 GT 43332	1/2	6	4 oz.	1.59
9 GT 43334	5/16	6	4 oz.	1.89
9 GT 43335	3/4	6	5 oz.	1.79
9 GT 43336	11/16	6	5 oz.	1.99
9 GT 43337	3/4	6	6 oz.	2.19
9 GT 43338	13/16	6	7 oz.	2.29
9 GT 43339	7/8	6	8 oz.	2.39

1/4-inch square-drive Sockets. Thin walls; deeply broached teeth.

Catalog No.	Size inches	Points	Wt.	Each
9 GT 43571	1/4	6	3 oz.	\$1.49
9 GT 43572	3/16	6	3 oz.	1.49
9 GT 43573	1/2	6	3 oz.	1.49
9 GT 43574	5/32	6	3 oz.	1.49
9 GT 43575	3/16	6	3 oz.	1.49
9 GT 43576	11/32	6	3 oz.	1.49
9 GT 43577	3/8	6	3 oz.	1.49
9 GT 43578	7/16	6	3 oz.	1.49
9 GT 43589	1/2	6	4 oz.	1.49

1/2-inch square-drive Sockets. For automotive, industrial, aircraft work. Both 1/2, 3/4 in. exceed Fed. Spec. GGG-W-641d, Type II, Class 1 or 2.

Catalog No.	Size inches	Pts.	Wt.	Each	Catalog No.	Size inches	Pts.	Wt.	Each
9 GT 44054	1/2	6	4 oz.	\$1.29	9 GT 44226	3/4	8	6 oz.	\$1.79
9 GT 44055	1/2	6	4 oz.	1.29	9 GT 47501	7/16	12	4 oz.	1.19
9 GT 44056	5/16	6	4 oz.	1.29	9 GT 47502	1/2	12	4 oz.	1.19
9 GT 44057	5/8	6	4 oz.	1.49	9 GT 47503	5/16	12	4 oz.	1.19
9 GT 44058	11/16	6	4 oz.	1.49	9 GT 47504	19/32	12	4 oz.	1.39
9 GT 44059	3/4	6	5 oz.	1.69	9 GT 47505	5/8	12	4 oz.	1.39
9 GT 44063	13/16	6	5 oz.	1.79	9 GT 47506	21/32	12	4 oz.	1.49
9 GT 44064	7/8	6	6 oz.	1.79	9 GT 47507	11/16	12	4 oz.	1.49
9 GT 44065	15/16	6	6 oz.	1.99	9 GT 47508	3/4	12	5 oz.	1.69
9 GT 44066	1	6	7 oz.	1.99	9 GT 47509	25/32	12	5 oz.	1.69
9 GT 44067	1 1/16	6	8 oz.	2.29	9 GT 47511	13/16	12	5 oz.	1.79
9 GT 44068	1 1/8	6	8 oz.	2.29	9 GT 47512	7/8	12	6 oz.	1.89
9 GT 44069	1 1/4	6	10 oz.	2.49	9 GT 47513	15/16	12	6 oz.	1.99
9 GT 44221	7/8	8	4 oz.	1.49	9 GT 47514	1	12	7 oz.	2.09
9 GT 44222	1/2	8	4 oz.	1.49	9 GT 47515	1 1/16	12	8 oz.	2.19
9 GT 44223	3/4	8	4 oz.	1.69	9 GT 47516	1 1/8	12	8 oz.	2.29
9 GT 44224	5/8	8	5 oz.	1.69	9 GT 47517	1 1/4	12	10 oz.	2.39
9 GT 44225	11/16	8	5 oz.	1.79					

Equip your entire workshop with tools, accessories from this book

1/4-inch square-drive Sockets, 12-point. For heavy equipment.

Catalog No.	Size	Shpg. wt.	Each	Catalog No.	Size	Shpg. wt.	Each
9 GT 47541	7/8-in.	8 oz.	\$2.59	9 GT 47553	1 1/8-in.	1 lb. 1 oz.	\$4.19
9 GT 47542	1 1/8-in.	8 oz.	2.59	9 GT 47554	1 1/4-in.	1 lb. 3 oz.	4.79
9 GT 47543	1-in.	7 oz.	2.89	9 GT 47555	1 3/8-in.	1 lb. 5 oz.	5.29
9 GT 47544	1 1/16-in.	8 oz.	3.09	9 GT 47556	1 1/2-in.	1 lb. 6 oz.	5.49
9 GT 47545	1 1/8-in.	8 oz.	3.09	9 GT 47557	1 5/8-in.	1 lb. 8 oz.	6.09
9 GT 47546	1 3/16-in.	10 oz.	3.19	9 GT 47558	2-in.	1 lb. 12 oz.	6.49
9 GT 47547	1 1/4-in.	10 oz.	3.29	9 GT 47559	2 1/8-in.	2 lbs. 2 oz.	7.69
9 GT 47548	1 3/8-in.	12 oz.	3.39	9 GT 47561	2 1/4-in.	2 lbs. 3 oz.	7.99
9 GT 47549	1 5/8-in.	13 oz.	3.59	9 GT 47562	2 3/8-in.	2 lbs. 6 oz.	9.19
9 GT 47551	1 7/8-in.	14 oz.	3.89	9 GT 47563	2 7/8-in.	2 lbs. 10 oz.	9.89
9 GT 47552	1 3/4-in.	14 oz.	4.09				

Different Socket Types

Use on hex nuts and bolts. Heavier walls. Grips rounded corners.



For square nuts only (farm machinery and equipment). A must for farm mechanics.



For use on standard hex nuts and cap screws. More turning positions than other types.



GUARANTEE

If any CRAFTSMAN® wrench or socket on these two pages fails to give you complete satisfaction, simply return it, and it will be replaced free of charge.

CRAFTSMAN® Heavy-duty Drag-link Sockets

1/2-inch square-drive. These sockets have a screwdriver type bit for slotted nuts on steering gear and shock absorbers. Chrome-plated "Super-Tuff" molybdenum steel. Use 13/16 and 15/16-inch size on trucks.

Catalog Number	Size	Shipping weight	Each
9 GT 44511	13/16-inch	4 ounces	\$1.59
9 GT 44512	15/16-inch	4 ounces	1.79
9 GT 44513	1 1/16-inch	5 ounces	1.89
9 GT 44514	1 1/8-inch	8 ounces	2.19



Sears Has a Credit Plan to Suit Most Every Need

See Big Book or ask for details



CRAFTSMAN® Combination Open-end and Socket-type Wrenches

Low as
\$279
3/8-inch

Use open end in areas where you can get plenty of swing, or 12-point swivel socket end in constricted areas. Chrome-plated steel resists rust. Order wrenches separately, or in 6-piece set.

6-piece Set. Includes one wrench of each size in chart below, except 1 1/16-inch.

9 GT 4255—Wt. 2 lbs. 3 oz. Set \$25.19

Individual Wrenches	Size (in.)	Length (inches)	Shpg. wt.	Each
9 GT 42544	3/8	7 1/16	5 oz.	\$2.79
9 GT 42541	7/16	7 11/16	6 oz.	3.49
9 GT 42542	1/2	8 5/16	6 oz.	3.99
9 GT 42543	9/16	8 11/16	7 oz.	4.29
9 GT 42545	5/8	9 7/16	9 oz.	4.79
9 GT 42547	11/16	9 29/32	10 oz.	5.39
9 GT 42546	3/4	10 3/16	11 oz.	6.09

25% stronger than
Federal Specifications*
require for torque strength

CRAFTSMAN® Adjustable-end Wrench



FORMS TRUE HEX SHAPE AT ANY
SETTING FOR FIRM GRIP

Top industrial quality. Thin head gets into tight spots. Jaw does not protrude at top in closed position. Chrome-plated to resist rust. Stainless steel knurl spring.

*Fed. Specs. GGG-W-631b

Low as **\$375** 1/2-inch capacity

Spring-tension knurl eliminates "play" to prevent slipping . . . forged alloy steel body and milled, hardened jaws

Adjustable-end Wrench

(Not Craftsman.) Strong drop-forged alloy steel. Chrome-plated to resist rust. Polished face; satin-finish handle. Milled jaws give firm grip. Japan.

Catalog Number	Lgth. in.	Opens in.	Wt. lb. oz.	Each
9 GT 30874	6	3/4	6	\$2.45
9 GT 30871	8	7/8	10	2.95
9 GT 30872	10	1 1/4	15	3.75
9 GT 30873	12	1 5/8	19	4.89

CRAFTSMAN® Ratcheting Box-end Wrench

Exclusive design . . . tough Lexan® polycarbonate shroud adds strength . . . seals mechanism from dirt. Polished and chrome-plated. 12-pt. openings. With pouch.

5-pc. Set. 1 each of sizes at right. 9GT4368—Wt. 2 lbs. 10 oz. Set \$12.57

Individual Wrenches	Size (in.)	Length (in.)	Wt. oz.	Each
9 GT 43681	1/2x3/8	4 3/4	5	\$2.17
9 GT 43682	5/8x1/2	6 3/4	8	2.47
9 GT 43683	3/4x5/8	7 3/4	9	3.07
9 GT 43684	7/8x3/4	8 3/4	11	3.27
9 GT 43685	1 1/8x7/8	10	15	3.37

CRAFTSMAN®

Variable-size Nut Driver

Grips tighter the
harder you turn

\$539

Holds hex nuts and bolts for easy starting and removal when working in tight places. Adjusts to a wide range of nut and bolt sizes (hex nuts: 1/4-inch through 1/16-inch; hex-head bolts: number 6 through 1/4-inch diameter). With positive locking device.

Shockproof, virtually indestructible butyrate plastic handle . . . fluted for a firm grip, rounded end for pressure turning.

9 GT 41991—Shpg. wt. 12 oz. . . . \$5.39



Special Wrenches and Automotive Tools

(1 thru 3) CRAFTSMAN. Fine-quality tools . . . balance designed and precision broached. Drop-forged, chrome-plated steel.

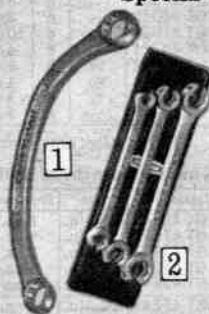
1 Starter and Manifold Wrench. 12-point openings. 3/16x3/8 in. 7 1/4 inches long.

9 GT 4376—Shipping weight 7 ounces. . . . \$2.99

2 3-pc. Flare-nut Wrench Set. Includes 1 each of sizes below. 6-point openings.

9 GT 4433—Shipping weight 14 oz. . . . Set \$7.99

Catalog No.	Size	Length	Shpg. wt.	Price
9 GT 44174	3/16x1/8-in.	6 in.	4 oz.	\$3.09
9 GT 44171	1/2x3/16-in.	6 5/8 in.	5 oz.	3.39
9 GT 44173	3/4x1/4-in.	8 1/8 in.	8 oz.	3.59



4 CRAFTSMAN 8-piece Open-end Ignition Wrench Set. Wrenches with 15° angle heads at one end, 80° angle heads at the other. Both ends with same size opening. Includes opening sizes: 1/32, 1/64, 1/4, 3/32, 5/16, 11/32, 3/8, 7/16-inch. Lengths: 2 1/16 to 3 3/4 inches. Heat treated. Chrome plated to resist rust. Complete with plastic pouch. Shipping weight 6 ounces.

9 GT 4306 Set \$6.79

6 14-piece Ignition Set. Nickel-plated steel. 8 combination box and open-end midjet wrenches (1 3/4 to 7/16-in. openings); 4 1/2-in. ignition plier; midjet screwdriver; 6-leaf thickness gauge; ignition file; center punch; pin punch. Plastic pouch. Not Craftsman. Wt. 10 oz.

9 GT 44671 Set \$3.99

5 CRAFTSMAN 10-piece Combination Ignition Wrench Set. One box-end head and one offset, open-end head on each wrench. Includes sizes: 1/32x3/16 to 3/8x7/16-in. Lengths: 2 1/16 to 3 3/4 in. Heat treated. Chrome plated. With Plastic pouch.

9 GT 43441—Wt. 6 oz. Set \$7.59


7 CRAFTSMAN 4-pc. Midjet Box-end Wrench Set. Heat-treated, chrome-plated, 6-point openings. Includes: 3/16x1 3/64, 1/32x1 5/64, 1/4x3/32, 5/16x1 1/32-in. 2 1/4 to 3 3/4 in. long. Plastic pouch.

9GT4379—Wt. 4 oz. Set \$4.09

8 CRAFTSMAN Ignition File. You can file points yourself . . . save time and expense. Double cut. Measures 5 inches long. Kromedex® file stays sharp long . . . treated for durability.

9 GT 3119—Shipping weight 3 ounces 59c


Tappet Wrenches



3 4-pc. Set. One each of sizes below except 7/16x1 1/32-inch. Exceed Fed. Specs. GGG-W-636d. Plastic pouch.

9 GT 44452—Shpg. wt. 1 lb. 4 oz. . . . Set \$8.89

Catalog Number	Size	Shpg. wt.	Price
9 GT 44475 . . .	3/8x1/8-in.	5 oz.	\$2.29
9 GT 44471 . . .	1/2x1 1/32-in.	5 oz.	2.49
9 GT 44472 . . .	1/2x3/16-in.	6 oz.	2.59
9 GT 44473 . . .	3/4x1/8-in.	7 oz.	2.89
9 GT 44474 . . .	3/4x3/8-in.	8 oz.	2.79



7-piece Nut Driver Set

CRAFTSMAN. Hardened sockets. Meet Fed. Spec. GGG-W-641d. Plastic handles; hollow shanks. Fit hex nuts. One each of sizes below. Plastic pouch.

9 GT 4196—Shpg. wt. 1 lb. 8 oz. . . . Set \$9.19

Indiv. Drivers	Size	Nut size	Wt.	Each
9 GT 41977	3/16 in.	2-3	5 oz.	\$1.59
9 GT 41971	1/4 in.	4	5 oz.	1.59
9 GT 41972	5/16 in.	5-6	5 oz.	1.59
9 GT 41973	11/32 in.	8	5 oz.	1.59
9 GT 41974	3/8 in.	10	5 oz.	1.69
9 GT 41975	7/16 in.	12-14	6 oz.	1.69
9 GT 41976	1/2	5/16	6 oz.	1.69

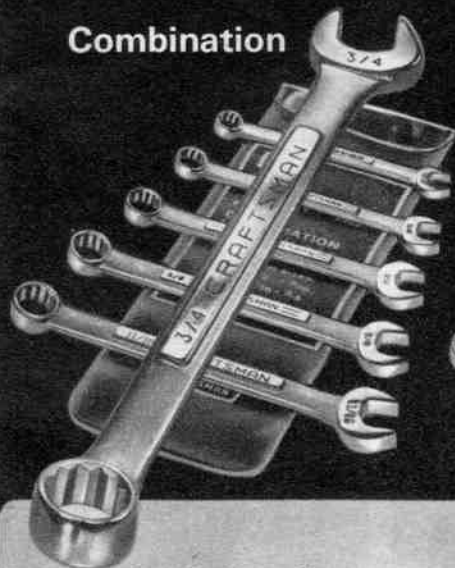
Our strongest CRAFTSMAN® Wrenches... in sets or individually

Exceed Federal Specs. for strength
...made from "Super-Tuff" alloy of
molybdenum and steel

Drop-forged under 2½ tons of
pressure, then heat-treated
and hardened for durability

With a mirror-polish chrome
plating that fights rust
year after year

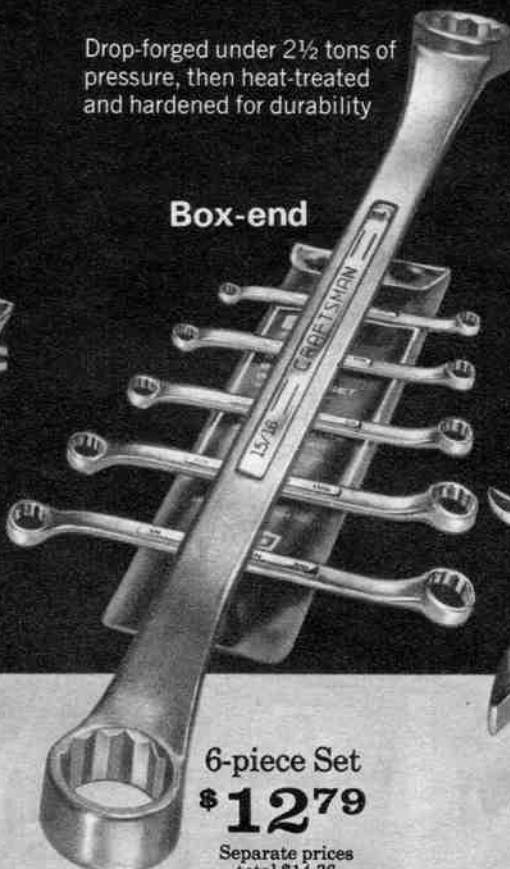
Combination



6-piece Set
\$12¹⁹

Separate prices
total \$13.84

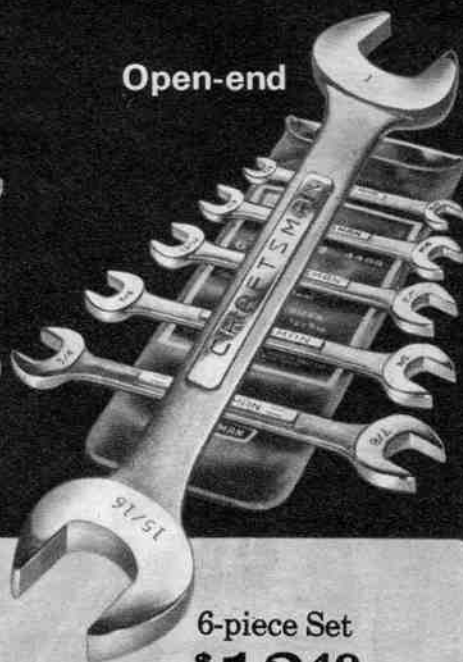
Box-end



6-piece Set
\$12⁷⁹

Separate prices
total \$14.36

Open-end



6-piece Set
\$12⁴⁹

Separate prices
total \$14.16

6-pc. Combination Set. Open and 12-pt. box ends from 7/16 thru 3/4 in. by 16ths. 5 1/2 to 9 1/2 in. long. Exceed Fed. Spec. GGG-W-636d, Type III. Pouch.

9 GT 4462—Shipping weight 1 lb. 12 oz.Set \$12.19

10-piece Set. 3/8, 7/16, 1/2, 9/16, 5/8, 11/16, 3/4, 7/8, 15/16 and 1-inch openings. Plastic pouch included.

9 GT 4496—Shipping weight 4 poundsSet \$24.19

14-piece Set. 3/8 thru 1 1/8-inch openings by 16ths plus 1 1/4-inch opening. In fitted plastic tool roll.

9 GT 4496A—Shipping weight 10 lbs. 8 oz.Set \$43.19

6-piece Box-end Set. Countersunk 12-point openings... fit nut quickly. Ends off-set at 15° angle. Openings measure: 3/8x7/16, 1/2x9/16, 5/8x11/16, 3/4x13/16, 7/8x15/16, 1x17/16 inch. Tools are 7 3/4 to 14 1/2 in. long. Exceed Federal Specifications GGG-W-636d, Type I for torque strength. With plastic pouch. Shipping weight 2 lbs. 10 oz.

9 GT 4461.....Set \$12.79

11-piece Set. Opening sizes: 3/8x7/16, 1/2x9/16, 5/8x11/16, 3/4x13/16, 7/8x15/16, 1x17/16, 1 1/8x1 1/4, 1 1/4x1 3/4, 1 1/2x1 7/8, 1 3/4x2, 1 7/8x2 1/4, 2x2 1/2 inches. Wrenches measure 7 3/4 to 17 inches long. Comes in heavy-duty plastic pouch.

9 GT 4340—Shpg. wt. 5 lbs.Set \$32.69

6-piece Open-end Set. Sizes 3/8x7/16, 1/2x9/16, 5/8x11/16, 3/4x13/16, 7/8x15/16, 1x17/16 inch. Exceed Federal Specs. GGG-W-636d, Type IV. Plastic pouch.

9 GT 4455—Shipping weight 2 lbs. 7 oz.Set \$12.49

5-piece Set. Five sizes from 3/8x7/16 thru 3/4x13/16 inch (except 5/8x11/16 in.). Metal clip included.

9 GT 4453—Shipping weight 1 lb. 11 oz.Set \$8.79

9-piece Set. Nine sizes in table below from 1/4x3/16 thru 1 1/8x1 3/4 inches. Plastic pouch.

9 GT 4466—Shipping weight 3 lbs. 12 oz. Set \$19.29

Individual Combination Wrenches

Catalog Number	Opening size	Length	Shpg. wt.		Each
			lbs.	oz.	
9 GT 44899	3/8 in.	3 1/2 in.	3	1.39	
9 GT 44891	7/16 in.	4 1/2 in.	3	1.49	
9 GT 44892	1/2 in.	4 3/4 in.	3	1.59	
9 GT 44893	5/8 in.	5 1/4 in.	3	1.99	
9 GT 44894	3/4 in.	5 1/2 in.	4	2.09	
9 GT 44895	7/8 in.	6 1/2 in.	5	2.09	
9 GT 44896	15/16 in.	7 1/2 in.	5	2.19	
9 GT 44897	1 in.	8 in.	7	2.29	
9 GT 44898	1 1/16 in.	8 3/4 in.	7	2.49	
9 GT 44701	3/8 in.	9 3/4 in.	9	2.89	
9 GT 44702	7/16 in.	10 3/4 in.	10	3.09	
9 GT 44703	1/2 in.	11 1/2 in.	11	3.49	
9 GT 44704	5/8 in.	12 1/2 in.	14	3.89	
9 GT 44705	3/4 in.	13 1/2 in.	1	4.19	
9 GT 44706	7/8 in.	14 1/2 in.	1	5.39	
9 GT 44707	15/16 in.	15 1/2 in.	1	7.69	
9 GT 44708	1 in.	16 1/2 in.	1	12.79	
9 GT 44709	1 1/8 in.	18 1/4 in.	1	15.89	

Individual Box-end Wrenches

Catalog Number	Opening size, inches	Length, inches	Shpg. wt.		Each
			lbs.	oz.	
9 GT 43919	3/8x7/16	5 7/8	3	\$1.49	
9 GT 43922	1/2x9/16	7 3/4	4	1.59	
9 GT 43921	5/8x11/16	8 1/4	5	1.69	
9 GT 43923	3/4x13/16	8 3/4	5	2.09	
9 GT 43924	7/8x15/16	9 3/4	6	2.29	
9 GT 43925	15/16x17/16	10 1/2	7	2.49	
9 GT 43926	1x17/16	10 3/4	7	2.49	
9 GT 43927	1 1/16x1 1/8	11	8	2.59	
9 GT 43928	3/4x1 1/8	12	10	3.09	
9 GT 43929	15/16x1 1/4	14 3/8	13	3.89	
9 GT 43934	1 1/8x1 3/4	15 3/4	1	5.69	
9 GT 43935	1 1/4x1 7/8	17	1	8.19	
9 GT 43936	1 3/8x2	19	2	11.49	

Individual Open-end Wrenches

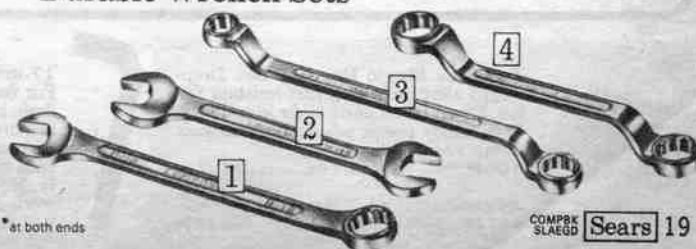
Catalog Number	Opening size, inches	Length, inches	Shpg. wt.		Each
			lbs.	oz.	
9 GT 44571	1/4x3/16	4 3/8	3	\$1.49	
9 GT 44572	3/8x7/16	5	3	1.89	
9 GT 44579	1/2x9/16	5 3/4	5	1.89	
9 GT 44581	5/8x11/16	7	7	2.19	
9 GT 44582	3/4x13/16	8	8	2.49	
9 GT 44583	7/8x15/16	8 3/8	10	3.09	
9 GT 44584	15/16x17/16	9	10	3.29	
9 GT 44585	1x17/16	10 3/4	14	3.89	
9 GT 44586	1 1/16x1 1/8	11 1/4	1	4.89	
9 GT 44587	1 1/8x1 3/4	14 1/2	2	8.69	
9 GT 44588	1 1/4x1 7/8	15 3/4	2	9.79	
9 GT 44589	1 3/8x2	17	2	11.19	

GUARANTEE: All CRAFTSMAN Hand Tools (other than Precision and Portable Electric Tools) are unconditionally guaranteed to give complete satisfaction or return for free replacement.

(1 thru 4) Nickel-chrome-plated select steel, accurately broached and heat treated for extra strength. Highly-polished heads. All box-end openings are 12-point. Metal clip included with sets for compact storage. Box-end and open-end wrenches have different size openings at each end. Combination wrenches have same size openings at both ends. Not Craftsman.

Type of Wrench	Set size	Size of openings (in.)	Length (inches)	Catalog Number	Shipping weight	Set
(1) Combination	6-pc.	3/8 to 1 1/8*	4 3/4 to 8	9 GT 4390	1 lb. 5 oz.	\$6.19
(2) Open-end	9-pc.	3/8 to 7/8*	4 3/4 to 11 1/2	9 GT 4391	3 lbs. 12 oz.	10.19
(3) Box-end	5-pc.	1/2 to 3/4	4 to 7 1/4	9 GT 4360	1 lb. 1 oz.	4.69
(4) Short Box-end	7-pc.	1/4 to 1	4 to 10	9 GT 4361	2 lbs. 13 oz.	7.69
	5-pc.	3/8 to 7/8	7 to 12 1/2	9 GT 4381	2 lbs. 2 oz.	5.69
	7-pc.	1/4 to 1	5 7/8 to 13 1/2	9 GT 4382	3 lbs. 2 oz.	8.19
	3-pc.	3/8 to 1 1/8	4 3/4 to 6 1/2	9 GT 4351	11 oz.	2.79


Durable Wrench Sets



*at both ends

Mechanics' Tool Sets

Wrenches, sockets and accessories made of "Super-Tuff" alloy steel . . . all are drop-forged, heat treated, and chrome-plated. And all tools are unconditionally guaranteed . . . see details on page 3.



78-piece Set **\$74.99**

More and more manufacturers are now using metric parts and measurements in assembling their products. This is the ideal set to prepare you for this metric "revolution." With it, you can do almost any home, shop or farm repair . . . automotive servicing, too.

1/4-inch square-drive: eight 6-pt. sockets (sizes 4 thru 11-mm); 6-inch flex T handle; cross bar.


3/8-inch square-drive: nine 12-pt. sockets (9, 10, 11, 12, 13, 14, 15, 17, 19-mm); quick-release reversible ratchet; 3-inch extension bar.

1/2-inch square-drive: nine 12-pt. sockets (9, 10, 12, 13, 14, 15, 17, 19, and 22-mm); quick-release reversible ratchet, 6-inch extension bar.

Wrenches: 7 open-end (6x8 thru 22x24-mm); 7-piece open-end ignition set (5.5 and 6, thru 11-mm).

Miscellaneous tools: three screwdrivers (3/16x4 and 1/4x6 standard and No. 2 Phillips sizes); ten-piece hex-key set; five-piece magnetic insert set; center punch; pin punch; hacksaw with 10 extra blades; and rugged steel tool box.

9 GT 33188C—Shpg. wt. 20 lbs.Set \$74.99



69-piece Set **\$59.99**

Have a foreign car? (Or American car with metric parts? Lots of them do now, you know!) This is a fine set for servicing automobiles, as well as a wide variety of around-home repair and maintenance tasks. When metric parts pop up, you'll be ready for them!


1/4-inch square drive: eight 6-point sockets (sizes 4 thru 11-mm).

3/8-inch square drive: nine 12-pt. sockets (9, 10, 11, 12, 13, 14, 15, 17, and 19-mm); quick-release reversible ratchet; 3-inch extension bar; and 3/8 to 1/4-inch adapter that lets you use 1/4-inch sockets with 3/8-inch ratchet.

Wrenches: eight combination (sizes 8 thru 15-mm); seven-piece open-end ignition set (sizes 5.5, 6, 7, 8, 9, 10, and 11-mm).

Miscellaneous tools: four screwdrivers (stubby, 3/16x4 and 1/4x6 standard sizes and No. 2 Phillips size); ignition pliers, ignition gauge, eight-piece hex-key set; five-piece magnetic insert set; center punch; pin punch; cold chisel; hacksaw with 10 extra blades; and durable Permanex® tool box.

9 GT 33065—Shpg. wt. 10 lbs. 12 oz.Set \$59.99



1/2-inch drive Set
for heavy-duty use

28 pieces

\$68.99

Hot-forged steel sockets with thin walls for use in tight places. Big drive handles heavy loads. Set includes nine 12-point sockets (9 thru 22-mm); two extension bars (6 and 10-in.) for hard-to-reach spots and one 18-inch speeder wrench.

Also 15-in. flex handle; cross bar for added leverage on tight nuts; one 10 3/8-in. fine-tooth, quick-release ratchet wrench . . . just push a button and sockets drop right off; six box-end and six open-end wrenches (sizes 6x8 thru 17x19-mm) and steel tool box.

Shipping weight 12 lbs. 15 oz.
9 GT 44099Set \$68.99

**Sears Has a Credit Plan
to Suit Most Every Need**

See Big Book or ask for details



Ten-piece Metric Hex Key Set. Drop-forged alloy steel with rust-resistant finish. Chamfered ends slide in quickly. With handy plastic pouch. Includes sizes 2 thru 10-mm, plus 2.5-mm.

9 GT 46676—Wt. 1 lb. 4 oz.Set \$2.79

20 **Sears** COPS&S MIAEGD

As above, but no 7, 9-mm sizes.
9 GT 46675—8 pcs. Wt. 14 oz. . . .Set \$2.39



17-mm Drain Plug Wrench.

For removing and installing oil drain pipes, other big jobs. Rugged drop-forged alloy steel with rust-resistant finish. Chamfered ends slide into set screws quickly. No sharp corners to scratch work surfaces.

9 GT 46666—Wt. 1 lb. 1 oz. \$3.69



7-pc. Nut Driver Set

Hardened sockets. Plastic handles; hollow shanks. Fit hex nuts. Includes sizes 5 thru 11-mm. Also includes plastic pouch for carrying, storing convenience.

Shpg. wt. 1 lb. 8 oz.
9 GT 4197Set \$11.19

100 110 120 130 140 150 160 170 180 190 200

METRIC TOOLS



3/8-in. drive . . . 35 pc. Set \$5549

Our most popular single-drive metric tool set. Complete set includes: eight 12-pt. sockets (sizes 9 thru 19-mm); 3 and 6-inch extension bars for hard-to-reach places; 10-inch flex T handle; crossbar for added leverage; and one fine-tooth quick-release ratchet.

Also includes 8-piece hex key set (2 thru 10-mm); with plastic pouch; universal joint; 6 box-end and 6 open-end wrenches (6x8 thru 17x19-mm). Metal tool box.
9 GT 44096—Shipping weight 9 lbs. 4 oz. Set \$55.49



**3/8-in. drive . . .
21-pc. Set
\$2839**

Set includes seven 12-pt. sockets (sizes 9 thru 15-mm); one quick-release ratchet wrench . . . sockets drop off with the push of a button . . . no hard pulling or prying; 3 and 6-inch extension bars for getting into those tight spaces; universal joint; spark plug socket. Also 8-piece hex key set (2 thru 10-mm) with plastic pouch. Permanex® polyethylene case. Wt. 3 lbs. 2 oz.
9 GT 44146 Set \$28.39

**1/4-in. drive . . .
15-pc. Set
\$2279**

Set has: eight 6-pt. sockets (sizes 4 thru 11-mm); fine-tooth quick-release ratchet wrench 5 1/4-in. long . . . push a button, sockets drop off; 6-in. flex handle; crossbar; 3 and 6-in. extension bars; 4 1/2-in. slide bar. Permanex® polyethylene case for carrying.
Shpg. wt. 1 lb. 9 oz.
9 GT 44144. Set \$22.79

12-Pc. Bicycle Tool Kit

Includes: 3 tire tools; spoke wrench; 5 open-end wrenches (6x8-mm thru 13x15-mm); 2 screwdrivers (3/16x4, No. 2 Phillips); 6-in. adjustable wrench; plastic roll straps to bike.

Shipping weight 2 pounds.
9 GT 43442 Kit \$16.99



**6-piece
Open-end
Set
\$1289**



**6-piece
Box-end
Set
\$1699**



**10-piece
Combination
Set
\$2379**

Metric Wrenches

The metric movement is growing . . . and we've got a wide selection of CRAFTSMAN® metric wrenches to help prepare you for it. Every wrench is made of molybdenum alloy steel . . . drop-forged, heat-treated and hardened to withstand the heaviest use. High-polish chrome plating helps resist rust. All wrench sets include a plastic pouch for carrying and storing convenience.

1 Six-piece Open-end Wrench Set. With accurately broached jaw openings for quick, firm fit . . . reduces slipping. Set includes sizes: 6x8, 7x9, 10x11, 12x14, 13x15, and 17x19-mm.
9 GT 44501—Shpg. wt. 1 lb. 2 oz. . . . Set \$12.89

2 Six-piece Box-end Wrench Set. Counter-sunk, 12-pt. openings give firm grip on nut . . . make your turning effort count. Set includes sizes: 6x8, 7x9, 10x11, 12x14, 13x15, and 17x19-mm.
Shipping weight 1 pound 3 ounces.
9 GT 42951 Set \$16.99

3 Ten-piece Combination Wrench Set. Accurately broached open-end and 12-pt. box-end openings. Set includes sizes: 6, 8, 9, 10, 12, 13, 14, 15, 17, and 19-mm.
9 GT 4291—Shpg. wt. 2 lbs. 5 oz. . . . Set \$23.79

Fourteen-piece Combination Set. Includes larger-size metric wrenches than any other set we sell . . . great for big-job capability, as well as regular uses. Open-end and 12-pt. openings in sizes: 6, 7, 8, 9, 10, 11, 12, 13, 14, 15, 17, 19, 22, and 24-mm. Complete with fitted plastic roll.
9 GT 42908—Wt. 4 lbs. 7 oz. Set \$38.79

Individual Metric Wrenches

Size	Catalog Number	Shipping weight	Each
Open-end Wrenches			
6x8-mm	9 GT 44502	3 ounces	\$1.99
7x9-mm	9 GT 44503	3 ounces	2.09
10x11-mm	9 GT 44504	4 ounces	2.09
12x14-mm	9 GT 44506	5 ounces	2.39
13x15-mm	9 GT 44507	6 ounces	2.79
17x19-mm	9 GT 44508	8 ounces	3.09
22x24-mm	9 GT 44509	13 ounces	3.69
Box-end Wrenches			
6x8-mm	9 GT 42952	3 ounces	\$2.39
7x9-mm	9 GT 42953	4 ounces	2.59
10x11-mm	9 GT 42954	4 ounces	2.89
12x14-mm	9 GT 42956	5 ounces	3.19
13x15-mm	9 GT 42957	6 ounces	3.49
17x19-mm	9 GT 42958	7 ounces	3.89
22x24-mm	9 GT 42959	10 ounces	4.29

Size	Catalog Number	Shipping weight	Each
Combination open-end box-end Wrenches			
6-mm	9 GT 42909	3 ounces	\$1.99
7-mm	9 GT 42911	3 ounces	2.09
8-mm	9 GT 42912	3 ounces	2.09
9-mm	9 GT 42913	3 ounces	2.09
10-mm	9 GT 42914	3 ounces	2.19
11-mm	9 GT 42915	4 ounces	2.19
12-mm	9 GT 42916	4 ounces	2.39
13-mm	9 GT 42917	5 ounces	\$2.49
14-mm	9 GT 42918	5 ounces	2.49
15-mm	9 GT 42919	7 ounces	2.69
17-mm	9 GT 42929	7 ounces	2.89
19-mm	9 GT 42921	9 ounces	3.29
22-mm	9 GT 42922	11 ounces	3.99
24-mm	9 GT 42923	14 ounces	4.39

Metric Ignition Wrench Sets

Most imported cars and motorcycles, ever-increasing in popularity, require metric tools for servicing. Even American automobile manufacturers have begun using metric parts in their engines. These ignition sets will help you handle those metric engine jobs.

4 9-piece Combination Set. One box-end, one off-set, open-end head on each wrench. Drop-forged, heat treated for long-lasting strength, chrome-plated to resist rust. Incl. sizes 4x4.5-mm, 4.5x4-mm, 5x5.5-mm, 5.5x6-mm, 6x7-mm, 7x8-mm, 8x9-mm, 9x10-mm, 10x11-mm. Plastic pouch.
9 GT 42928—Shipping weight 6 ounces Set \$7.59

5 7-piece Open-end Set. Wrenches with 15° angle heads at one end, 80° angle heads at the other. Both ends with same size opening. Drop-forged, heat-treated for strength, chrome-plated to resist rust. Includes opening sizes 5.5-mm, 6-mm, 7-mm, 8-mm, 9-mm, 10-mm, 11-mm. Plastic carrying pouch.
9 GT 44505—Shipping weight 6 ounces Set \$6.69



**7-piece
Open-end
Set**

CRAFTSMAN® Metric Tool Sets and Tools... all Unconditionally Guaranteed...see page 3



Metric Tap and Die Sets

Kromedge® taps and hex dies with hard, rust resistant finish. All sets include metric screw pitch gauge, screwdriver, sectioned plastic case and complete instructions.

59-piece Set. Taps and dies cut 23 sizes. Taps, 1-inch hex dies cut sizes 3x.60mm, 4x.70mm, 4x.75mm, 5x.80mm, 5x.90mm, 6x1.00mm, 7x1.00mm, 8x1.25mm, 9x1.00mm, 9x1.25mm, 10x1.25mm, 10x1.50mm, 11x1.50, 1/8x28 British Standard thread pipe tap and die. Taps, hex dies size 1 1/16-in. cut sizes 12x1.50mm, 12x1.75mm, 14x1.25mm, 14x2.00mm, 16x1.50mm, 16x2.00mm, 18x1.50mm, 18x2.50mm, 1/4x19 British Standard thread pipe tap and die. 2 adjustable hex die stocks, 5 screw extractors, 2 tap reamer wrenches and "T" handle tap wrench.

9 GT 52096—Shpg. wt. 13 lbs. 12 oz.Set \$84.99

41-piece Set. Taps and 1-in. hex dies cut 17 sizes: 3x.50mm, 3x.60mm, 4x.70mm, 4x.75mm, 5x.80mm, 5x.90mm, 6x1.00mm, 7x1.00mm, 8x1.25mm, 9x1.00mm, 9x1.25mm, 10x1.25mm, 10x1.50mm, 11x1.50mm, 12x1.50mm, 12x1.75mm and 1/4x28 British Standard thread pipe tap and die. With tap reamer wrench and 2 "T" handle tap wrenches (sizes 6mm to 12mm and 3mm to 6mm). Adjustable hex die stock.

9 GT 52095—Shpg. wt. 5 lbs. 5 oz.Set \$42.99

28-piece Set. Taps and 1-inch hex dies cut 11 sizes: 3x.60mm, 4x.70mm, 5x.80mm, 6x1.00mm, 7x1.00mm, 8x1.25mm, 9x1.25mm, 10x1.50mm, 11x1.50mm, 12x1.50mm, 12x1.75mm, 1/4x28 British Standard thread pipe tap and die. With tap reamer wrench, 1 "T" handle tap wrench (sizes 6mm to 12mm). Adjustable hex die stock.

9 GT 52093—Shpg. wt. 4 lbs. 5 oz.Set \$32.99

15-piece Set. 1-in. hex dies cut 11 sizes: 3x.60mm, 4x.70mm, 5x.80mm, 6x1.00mm, 7x1.00mm, 8x1.25mm, 9x1.25mm, 10x1.50mm, 11x1.50mm, 12x1.50mm, 12x1.75mm. Adjustable die stock.


9 GT 52092—Shpg. wt. 2 lbs. 5 oz.Set \$13.99

Individual Taps and Dies

Individual Taps				Individual Dies			
(mm)	Catalog No.	Wt.	Each	(mm)	Catalog No.	Wt.	Each
3x.50	9GT52031	2 oz.	89c	3x.50	9GT52011	3 oz.	\$1.29
3x.60	9GT52032	2 oz.	89c	3x.60	9GT52012	3 oz.	1.29
4x.70	9GT52033	2 oz.	89c	4x.70	9GT52013	3 oz.	1.29
4x.75	9GT52034	2 oz.	89c	4x.75	9GT52014	3 oz.	1.29
5x.80	9GT52035	2 oz.	75c	5x.80	9GT52015	3 oz.	1.29
5x.90	9GT52036	2 oz.	75c	5x.90	9GT52016	3 oz.	1.29
6x1.00	9GT52037	2 oz.	75c	6x1.00	9GT52017	3 oz.	1.29
7x1.00	9GT52038	3 oz.	75c	7x1.00	9GT52018	3 oz.	1.29
8x1.25	9GT52039	3 oz.	89c	8x1.25	9GT52019	3 oz.	1.29
9x1.00	9GT52040	3 oz.	89c	9x1.00	9GT52020	3 oz.	1.29
9x1.25	9GT52041	3 oz.	89c	9x1.25	9GT52021	3 oz.	1.29
10x1.25	9GT52042	3 oz.	89c	10x1.25	9GT52022	3 oz.	1.29
10x1.50	9GT52043	3 oz.	89c	10x1.50	9GT52023	3 oz.	1.29
11x1.50	9GT52044	3 oz.	89c	11x1.50	9GT52024	3 oz.	1.29
11x1.50	9GT52045	\$1.09		11x1.50	9GT52025	3 oz.	1.29
1/8x28*	9GT52046	3 oz.	89c	1/8x28*	9GT52026	3 oz.	1.29
12x1.50	9GT52047	3 oz.	1.19	12x1.50	9GT52027	3 oz.	1.29
12x1.75	9GT52048	3 oz.	1.19	12x1.75	9GT52028	3 oz.	1.29
14x1.25	9GT52049	4 oz.	1.79	14x1.25	9GT52029	3 oz.	1.29
14x2.00	9GT52050	4 oz.	1.79	14x2.00	9GT52030	3 oz.	1.29
16x1.50	9GT52051	5 oz.	2.29	16x1.50	9GT52031	3 oz.	1.29
16x2.00	9GT52052	5 oz.	2.29	16x2.00	9GT52032	3 oz.	1.29
18x1.50	9GT52053	7 oz.	2.89	18x1.50	9GT52033	3 oz.	1.29
18x2.50	9GT52054	7 oz.	2.89	18x2.50	9GT52034	3 oz.	1.29
1/4x19*	9GT52055	4 oz.	1.29	1/4x19*	9GT52035	3 oz.	1.29

*British Standard thread pipe tap
†British Standard thread pipe die

Dies through Cat. No. 9GT52027
1-in. hex. All others 1 1/16-in. hex.



6 or 12-pt. Socket Sets

A workshop is not complete without basic metric sockets. For metric hex nuts, cap screws, etc. All sockets drop-forged from "Super-Tuff" alloy steel for long lasting strength and durability. Thin, side-wall design reduces outside dimensions so socket can slip easily into tight spots. Nickel-chrome plating helps resist rust and corrosion. Use 1/2-inch drive size for heavy-duty applications such as plant maintenance and heavy equipment repair. Use 3/8-inch drive size for car, garage, and home workshop jobs. See page 3 for Guarantee.

9-piece, 12-point Sets. Eight sockets: 9mm, 10mm, 12mm, 13mm, 14mm, 15mm, 17mm and 19mm. Metal storage tray.

Catalog Number	Square Drive	Shipping weight	Set
9 GT 4347	3/8 inch	13 oz.	\$10.59
9 GT 4348A	1/2 inch	1 lb. 5 oz.	11.49

9-piece, 6-point Sets. Eight sockets: 9mm, 10mm, 12mm, 13mm, 14mm, 15mm, 17mm and 19mm. Metal storage tray.


Catalog Number	Square Drive	Shipping weight	Set
9 GT 4342	3/8 inch	13 oz.	\$10.59
9 GT 4343	1/2 inch	1 lb. 5 oz.	10.69

Individual Metric Sockets

Size	Catalog Number	Sq. Dr.	Open- ing	Shpg. wt.	Each
4mm	9 GT 43505	1/4	6-pt.	2 oz.	89c
5mm	9 GT 43501	1/4	6-pt.	2 oz.	89c
6mm	9 GT 43502	1/4	6-pt.	2 oz.	89c
7mm	9 GT 43503	1/4	6-pt.	2 oz.	89c
8mm	9 GT 43504	1/4	6-pt.	2 oz.	89c
9mm	9 GT 43507	1/4	6-pt.	2 oz.	89c
10mm	9 GT 43508	1/4	6-pt.	3 oz.	89c
11mm	9 GT 43509	1/4	6-pt.	3 oz.	89c
9mm	9 GT 43541	3/8	6-pt.	3 oz.	\$1.29
10mm	9 GT 43542	3/8	6-pt.	3 oz.	1.29
11mm	9 GT 43543	3/8	6-pt.	3 oz.	1.29
12mm	9 GT 43544	3/8	6-pt.	3 oz.	1.29
13mm	9 GT 43545	3/8	6-pt.	3 oz.	1.29
14mm	9 GT 43546	3/8	6-pt.	3 oz.	1.29
15mm	9 GT 43547	3/8	6-pt.	3 oz.	1.29
17mm	9 GT 43548	3/8	6-pt.	4 oz.	1.39
19mm	9 GT 43549	3/8	6-pt.	4 oz.	1.39
9mm	9 GT 44301	1/2	12-pt.	3 oz.	1.19
10mm	9 GT 44302	1/2	12-pt.	3 oz.	1.19
11mm	9 GT 44303	1/2	12-pt.	3 oz.	1.29
12mm	9 GT 44304	1/2	12-pt.	3 oz.	1.29
13mm	9 GT 44305	1/2	12-pt.	3 oz.	1.29
14mm	9 GT 44306	1/2	12-pt.	3 oz.	1.39
15mm	9 GT 44307	1/2	12-pt.	4 oz.	1.39
17mm	9 GT 44308	1/2	12-pt.	4 oz.	1.49
9mm	9 GT 44251	1/2	6-pt.	4 oz.	1.49
10mm	9 GT 44252	1/2	6-pt.	4 oz.	1.49
11mm	9 GT 44253	1/2	6-pt.	4 oz.	1.49
12mm	9 GT 44254	1/2	6-pt.	4 oz.	1.49
13mm	9 GT 44255	1/2	6-pt.	4 oz.	1.59
14mm	9 GT 44256	1/2	6-pt.	4 oz.	1.59
15mm	9 GT 44257	1/2	6-pt.	4 oz.	1.59
17mm	9 GT 44258	1/2	6-pt.	4 oz.	1.69
19mm	9 GT 44259	1/2	6-pt.	5 oz.	1.79
22mm	9 GT 44265	1/2	6-pt.	6 oz.	1.89
9mm	9 GT 44231	1/2	12-pt.	4 oz.	1.49
10mm	9 GT 44232	1/2	12-pt.	4 oz.	1.49
11mm	9 GT 44233	1/2	12-pt.	4 oz.	1.49
12mm	9 GT 44234	1/2	12-pt.	4 oz.	1.49
13mm	9 GT 44235	1/2	12-pt.	4 oz.	1.59
14mm	9 GT 44236	1/2	12-pt.	4 oz.	1.59
15mm	9 GT 44237	1/2	12-pt.	4 oz.	1.59
17mm	9 GT 44238	1/2	12-pt.	5 oz.	1.79
19mm	9 GT 44239	1/2	12-pt.	6 oz.	1.99
22mm	9 GT 44240	1/2	12-pt.	6 oz.	2.19
27mm	9 GT 44241	1/2	12-pt.	7 oz.	2.19
30mm	9 GT 44242	1/2	12-pt.	9 oz.	2.59
32mm	9 GT 44243	1/2	12-pt.	10 oz.	2.59

CRAFTSMAN® Torque Wrenches

For use on autos, trucks and industrial engines



Direct-reading dial-type heavy-duty Wrench

1 CRAFTSMAN COMMERCIAL. Measures up to 250 ft.-lbs. torque. Dial instantly tells you amount of torque in either direction. Clockwise torques read on top scale, counterclockwise torques on lower scale. Memory pointer shows highest torque reached in either direction, until you reset to zero. Precision-built to measure accurately regardless of point of load application. Slim drive end fits in tight places. Big 1/2-inch square drive end designed for tough, industrial applications. With high leverage extension.

One-piece dial construction helps protect inside parts for lasting accuracy. Chrome plated to resist rust. Includes Permanex® polyethylene case and instruction booklet. 9 GT 44442—Shpg. wt. 7 lbs. 10 oz. ...\$49.50

Micro-adjusting Wrench

2 CRAFTSMAN COMMERCIAL. Measures 10-150 ft.-lbs. torque in both directions. You just set the torque to be measured... wrench produces click you can feel and hear when desired torque has been reached. This feature makes this wrench especially valuable for applications in dark or blind areas. Also for torque measurement on vibrating machinery.

Scale calibrated in 1 ft.-lb. increments. Patented snap-lock holds desired setting to maximize accuracy. Calibrations set in accordance with National Bureau of Standards. Reversing lever and push-button socket release on wrench head. 1/2-in. drive ideal for most automotive, aircraft and general applications. Chrome-plated steel... 100% corrosion proof. Sealed measuring mechanism helps assure long life. Comes in Permanex® polyethylene fitted case. 9 GT 44443—Shpg. wt. 4 lbs. 11 oz. ...\$39.50

Beam-type Wrench

3 For standard and metric applications. Nickel-chrome plated to resist rust. Measures in both directions. Floating nylon handle. 1/2-inch square drive. Guide charts.

0 to 100 ft.-lbs. For cars, small engines. 9 GT 44481—Shpg. wt. 2 lbs. 6 oz. ...\$13.97

0 to 150 ft.-lbs. For heavy applications. 9 GT 44484—Shpg. wt. 2 lbs. 7 oz. ...\$15.77

0-600 in.-lbs. Dual scale. 3/8-in. sq. drive. 9 GT 44643—Wt. 1 lb. 13 oz. ...\$11.77

Tapes, Meter Stick



4 CRAFTSMAN 3.65-meter (12-ft.) Metric Tape. Blade Graduated in inches and millimeters. Automatic return, lock. Chrome-plated zinc case, steel blade. Belt clip. 9 GT 39224—1/2-in. wide. Wt. 9 oz. \$3.97

5 3/4-in. wide Tape (as above). 9 GT 39218—Wt. 11 oz.\$4.97

6 CRAFTSMAN Meter Stick. Easy to read graduations in millimeters and inches. Tables on back let you quickly convert from English Standard measurements to metric measurements. Lightweight, flexible aluminum rule bends, but will not crack. 39 1/2 inches long... 1 meter. 9 GT 3782C—Shpg. wt. 1 lb.\$1.69

CRAFTSMAN®

1 and 2-ton Power Pulls efficiently handle most any tough job that demands pulling or hauling



\$4299 2 ton **1**

1 2-ton capacity. Lift engines, pull out fenders, uproot shrubs, stretch fences, move heavy equipment—simply pump the lever handle. Cold-rolled steel frame, handle. Extra strong, yet lightweight. All steel parts cadmium-plated to resist rust. Heat-treated handle. Strong $\frac{3}{16}$ -inch aircraft-type cable; drop-forged steel hooks. Protective ratchet cover. Laminated steel heat-treated ratchet pawl. 30:1 leverage ratio. Maximum lift: 6 feet.

9 GT 7878C—Shipping weight 9 lbs. \$42.99

1-ton capacity. Similar to (1) except 12-ft. max. lift; 15:1 leverage ratio. Ratchet pawl is precision-fitted aluminum alloy; handle not heat treated.

9 GT 7880C—Shipping weight 8 lbs. \$32.99

$\frac{1}{2}$ -ton capacity Puller-Hoist (not shown). Performs hundreds of jobs around the house, in the auto shop or on the farm. Efficient 10 to 1 leverage lets you move up to 1000 pounds with a minimum of effort. Lightweight aluminum cover and frame. Steel handle with plastic grip. Strong $\frac{1}{8}$ -inch cable. Forged steel hooks. 14-foot maximum lift.


9 GT 7879C—Shipping weight 6 lbs. \$22.99

2 Motor Sling. 2500-pound capacity.

9 GT 7884—Shpg. wt. 3 lbs. 2 oz. \$8.95

3 Wire Gripper. Works well for smooth or barbed wire.

9 GT 7882—Shipping weight 1 lb. 4 oz. \$4.29



This steel Conveyor

helps you transport engines, boats, boxes—any load up to 1 ton

4 Just hang a track where you want heavy, bulky loads to go. Rugged steel construction makes this conveyor ideal for handling jobs in garages, repair shops or around the farm. You get: 8 feet of track, 4-wheeled trolley, 7 single hangers (each with 6-in. threaded rod, 3 nuts and track bolt), 2 end stops and complete instructions. Additional track, hangers, trolleys, and brackets below.

F9 GT 7863N—Shpg. wt. 55 lbs. \$49.99

A 8-ft. Track. One splice hanger included for joining with track above. Also matches 5-inch "I" beam.

F9 GT 78651N—Shpg. wt. 39 lbs. \$21.99

90° Curved track. Adds versatility to track above. Includes splice hanger to attach to 8-ft. track above. 4-ft. radius. 7 ft. long.

F9 GT 78652N—Shpg. wt. 31 lbs. \$34.99

B Trolley. Runs on tracks above and 5, 6, or 8-inch "I" beam. Four flanged cast wheels. Steel sides plated. Hanger pin.

F9 GT 7864—Shipping wt. 11 lbs. \$17.99

C Single Hanger. For tracks above. Six-in. threaded rod, three nuts, track bolt. Space hangers 16-in. apart for one-ton loads, 20-in. apart for $\frac{1}{2}$ -ton loads.

F9 GT 78661—Shipping weight 14 oz. \$2.29

D Splice Hanger. For joining track ends. 6-inch threaded rod, nuts, track bolts.


F9 GT 78662—Shipping weight 1 lb. \$2.79

Strap Bracket. For 2x6, larger hanger.

F9 GT 78663—(Not shown.) Wt. 1 lb. \$2.29

Side Bracket. Hold hanger to beams.

F9 GT 78664—(Not shown.) Wt. 11 oz. \$1.49




CRAFTSMAN®

Hardwood Creeper **\$1199**

5 Invaluable around the garage or service station. Use at home to change your car's oil, to make minor car repairs. Lacquered hardwood finish resists foul weather, will not warp. Imitation leather head rest eases tough tasks. Wipes clean with damp cloth. Angle-type steel casters roll freely, pivot in either direction, even on rough surfaces. Overall size: 36x16-inches.

9 GT 4548C—Shipping weight 13 pounds \$11.99



Steel Chain

6 CRAFTSMAN. Meets Fed. Specs. RR-C271a for strength. Proof coil steel, electrogalvanized to fight rust. Welded. Drop-forged grab, slip hooks. 14 ft. long.

$\frac{1}{2}$ -in. 1175 lbs. safeload. Wt. 11 lbs.

9 GT 77221C Ea. \$10.29, 2 for \$18.88

$\frac{3}{4}$ -in. 1750 lbs. safeload. Wt. 16 lbs.

9 GT 77222C Ea. \$12.99, 2 for \$23.88

$\frac{1}{2}$ -in. 2450 lbs. safeload. Wt. 23 lbs.

9 GT 77223C Ea. \$19.99, 2 for \$36.88

CRAFTSMAN® COMMERCIAL

Differential Chain Hoists

For heavy-duty applications... 14 to 1 mechanical advantage to lift $\frac{1}{2}$ ton with 70-lb. pull

\$4699 $\frac{1}{2}$ ton capacity | **\$6699** 1 ton capacity

7 Hoist heavy engines, lift crates, boxes, most any job that calls for strength, dependability. So strong they meet U.S. Military Specifications MIL-H-904d (Ships) Class 2, Type A for overload capacity. Grease fittings in upper, lower bearings. Zinc-plated steel chain. Heat-treated forged steel hooks. Aluminum frame.

$\frac{1}{2}$ -ton capacity: 7-ft. maximum lift, 26-ft. chain. 9 GT 7886C—Shipping weight 29 pounds \$46.99

1-ton capacity: 8-ft. maximum lift, 30-ft. chain. 9 GT 7887L—Shipping weight 47 pounds \$66.99

$\frac{3}{4}$ -ton capacity Gear Hoist

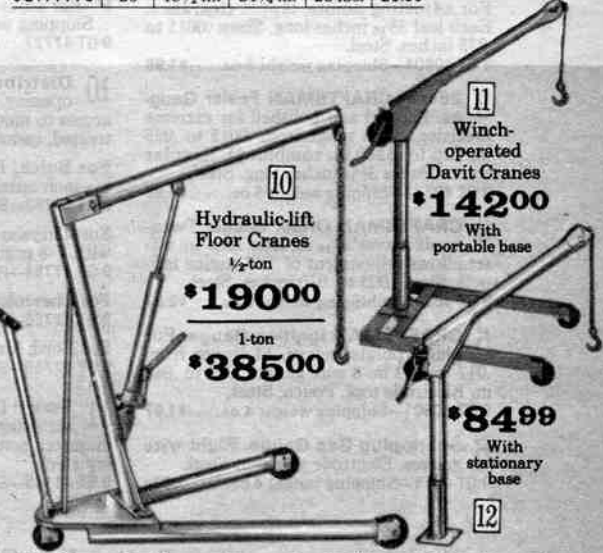
8 High leverage, worm-driven gears multiply your cranking power 40 times to let you lift up to 1500 lbs. So efficient, it can lift over 150 times its own weight. To lock loads at in-between heights, simply release handle. Top hook swivels 360° for easy handling. Strong forged-steel hooks with $\frac{3}{16}$ -in. aircraft-type cable. Aluminum housing. Pre-lubricated. 10-ft. maximum lift.

9 GT 7883—Shipping weight 8 lbs. 2 oz. \$31.50

5 to 20-ton capacity Screw Jacks

9 Extra-rugged screw jacks of commercial quality. Corrugated top to prevent slippage; with drop-forged screw. Strong semi-steel bottom designed to rest evenly without slipping. No turning bar included. Screw sizes: 5-ton, 1x6-inch; 10-ton, 1 $\frac{1}{4}$ x8-inch; 12-ton, 1 $\frac{1}{2}$ x10-inch; 20-ton, 2x12-inch.

Catalog Number	Cap. (tons)	Height closed	Height extended	Shpg. wt.	Price each
9GT7773C	5	8 $\frac{1}{2}$ in.	13 in.	5 lbs.	\$9.49
9GT7774C	10	11 $\frac{1}{2}$ in.	17 $\frac{1}{2}$ in.	13 lbs.	13.99
9GT7775C	12	13 in.	20 in.	17 lbs.	18.99
9GT7777C	20	15 $\frac{1}{2}$ in.	24 $\frac{3}{4}$ in.	28 lbs.	26.99



10 Save valuable man-hours when loading, stacking, lifting, transporting. Hydro-slope mast lets hydraulic unit push straight up... so efficient, one man can transport, load. Handle-operated steering wheel turns a full 360°. Strong steel construction with torsion tube bracing.

Size (capacity)	$\frac{1}{2}$ -ton	1-ton
Boom length	45 $\frac{1}{2}$ inches	54 inches
Mast height	54 $\frac{1}{2}$ inches	67 inches
Boom travel (min. to max.)	26 $\frac{1}{2}$ to 82 in.	38 to 91 in.
Overall base width	38 $\frac{1}{2}$ inches	49 inches
Overall base length	56 $\frac{1}{2}$ inches	70 inches
Base height	5 inches	6 inches

F9 GT 7803N— $\frac{1}{2}$ -ton. Shpg. wt. 226 lbs. \$190.00

F9 GT 7804N—1-ton. Shpg. wt. 400 lbs. \$385.00

(11 and 12) Lift loads up to 750 lbs. Cable locks automatically to hold load. Tubular steel with 34-in. reach.

11 With portable base. Strong 32x42-in. steel base. Two 4-in. casters on front, two 2 $\frac{1}{2}$ -in. casters on rear. Rear casters turn 360°. Lifts 70-in. Mast height 53 inches. F9 GT 78021N—Shipping weight 129 pounds \$142.00


12 With stationary base. Mount in truck for loading, unloading. Mounting base 8x8-inches. Boom turns 360°. Lifts 63-inches. Mast height of 46 inches. F9 GT 7802N—Shipping weight 75 pounds \$84.99

Sears Has a Credit Plan to Suit Most Every Need

See Big Book or ask for details

SHIPPING NOTE: "F" items as (F9 GT 7864) from Winona, Minn. factory. . . no C.O.D.'s. . . allow time. For "F" items ending with "N" (as F9 GT 7803N), pay motor carrier or express charges from factory; for other "F" items allow for shpg. and handling charges from nearest Distribution Center.


Auto Repair Tools save labor costs for do-it-yourselfers



Tune-up Shop

- 1 CRAFTSMAN Go-no-go Gauge.** Fifteen blades, each with two thicknesses. Sizes range from .006-.008 through .020-.022 inch. For valve and tappet clearance and general use. Steel. 9 GT 40803—Shipping weight 5 oz.\$1.98
- 2 15-leaf Feeler Gauge.** Each leaf $3\frac{1}{16}$ in. long. Sizes range from .003 to .018 in. thick (up to .151 combined). Steel. 9 GT 4058—Shipping weight 4 oz.88c
- 3 9-leaf Feeler Gauge.** Each leaf 3 inches long. Sizes: .002 to .025 inches. Steel. 9 GT 4052—Shipping weight 4 oz.68c
- 25-leaf CRAFTSMAN Feeler Gauge.** For adjusting points, tappet clearance. Each leaf $3\frac{1}{16}$ inches long. Sizes: .0015 to .035 inches. Steel. 9 GT 40804—Shipping weight 6 oz.\$1.98
- 3 26-leaf CRAFTSMAN Feeler Gauges.** Lapped and polished for extreme precision. Sizes range from .0015 to .025 in. (up to .3280 in. combined). Regular ends. Leaves $3\frac{1}{16}$ inches long. Steel. 9 GT 4057—Shipping weight 5 oz.\$4.99
- 4 CRAFTSMAN Offset Gauge.** Twenty-six leaves $3\frac{1}{16}$ in. long. One-in. offset allows adjustment of "V" engine tappets. Sizes: .005 to .030 inches. Steel. 9 GT 40802—Shipping weight 8 oz.\$2.97
- 5 CRAFTSMAN Ignition Gauge.** For plugs, points, relays. 14 leaves from .012 to .032 in. 8 wire gauges. .022 to .040 in. Electrode tool. Pouch. Steel. 9 GT 40801—Shipping weight 4 oz.\$1.97
- 6 Spark-plug Gap Gauge.** Eight wire gauges. Electrode adjuster. Steel. 9 GT 4075—Shipping weight 4 oz.53c

- 7 Spark-plug Wrench.** Oval holes for turning with punch. Fits $1\frac{1}{16}$ in. hex size or 14mm plugs. $3\frac{1}{2}$ inches long. 9 GT 45931—Shipping weight 5 oz.19c
- Spark-plug Wrench.** As above, except it measures 8 inches long. 9 GT 45935—Shipping weight 8 oz.39c
- 8 CRAFTSMAN Delco Distributor Adjuster.** Flexible shaft. Shipping weight 5 ounces. 9 GT 47723.....\$2.97
- 9 CRAFTSMAN Carburetor Adjuster.** For adjusting idling. Flexible shaft. Shipping weight 5 ounces. 9 GT 47727.....\$1.97
- 10 Distributor Wrenches.** 12-point opening. Offset design permits easy access to mounting bolt. Steel alloy heat-treated, cadmium-plated. From Japan. For Buick, Pontiac, Oldsmobile. With $\frac{1}{16}$ -inch opening. 9 GT 47753—Shipping weight 12 oz.\$2.99
- For Chrysler-built cars and IHC trucks with V-8 engines. $\frac{1}{2}$ -inch opening. 9 GT 47754—Shipping weight 15 oz.\$2.99
- For Chevrolet. $\frac{1}{16}$ -inch opening. 9 GT 47755—Shipping weight 11 oz.\$2.99
- For Ford, Mercury. $\frac{1}{2}$ -inch opening. 9 GT 47756—Shipping weight 12 oz.\$2.99
- 11 Torx™ Drive Key Set.** 9 key set for servicing Number 6 through $\frac{1}{2}$ -inch diameter screws with Torx recesses. Alloy steel. 9 GT 41145—Shpg. wt. 10 oz.Set \$1.99

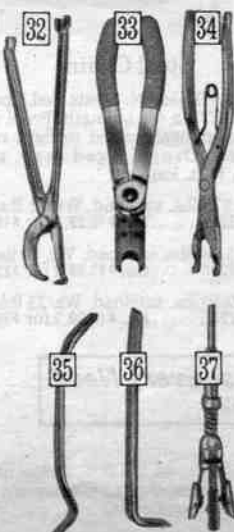


CRAFTSMAN® Body and Fender Shop

- 10-pc. Set.** Incl. (12) thru (21). Separately \$68.59. Save \$8.72. 9GT45882C—Wt. 29 lbs. Set \$59.87
- (12 thru 16) Drop-forged heads.** Rugged fiberglass handles, 12 inches long.
- 12 Bumping Hammer.** For panel work. $1\frac{1}{2}$ -in. square, $1\frac{1}{8}$ -in. rd. faces. 5-in. head. 9 GT 45511—Wt. 1 lb. 9 oz.\$5.88
- 13 Light Bumping Hammer.** With $\frac{1}{8}$ -in. square and $1\frac{1}{16}$ in. round faces. $3\frac{1}{2}$ in. head. 9 GT 45501—Wt. 15 oz.\$5.88
- 14 Blunt Pick Hammer.** For rusted metal. $1\frac{1}{2}$ -in. round face, 3-in. pick. $5\frac{1}{2}$ in. head. 9 GT 45531—Wt. 1 lb. 2 oz.\$5.88
- 15 Pointed Pick Hammer.** $1\frac{1}{2}$ -in. round face, $2\frac{3}{4}$ -in. long pick. $5\frac{1}{2}$ -inch head. 9 GT 45561—Wt. 1 lb. 2 oz.\$5.88
- 16 Cross-pein Hammer.** Brings out narrow bead surfaces. $1\frac{1}{2}$ -in. round face, $3\frac{1}{4}$ -in. cross pein. 5-in. head. 9 GT 45521—Wt. 1 lb. 3 oz.\$5.88
- 17 Heel Dolly.** Fine for shrinking work. Steel. 9GT45621—Wt. 2 lbs. 11 oz.\$6.88
- 18 Universal Dolly.** For door panels, turret tops and crowned surfaces. Two beading surfaces. Drop-forged steel. 9 GT 45611—Wt. 3 lbs. 6 oz.\$6.88
- 19 All-purpose Dolly.** For bumping and roughing out. 8 molding, beading surfaces. Bottom for panel and fender-skirt work. Drop-forged steel. 9 GT 45651—Wt. 3 lbs. 2 oz.\$6.88
- 20 Combination Dolly and Spoon.** For working on roof rails, behind door and body posts. Drop-forged steel. 9 GT 45631—Wt. 3 lbs. 9 oz.\$6.88
- 21 Tool Box.** Rugged 22-ga. steel, baked enamel finish. Reinforced corner bracing. Piano-type hinge. Strong polyethylene handle. Tote tray. Chrome-plated hasp, padlock eye. $20\frac{1}{2} \times 8\frac{1}{2} \times 9\frac{1}{2}$ in. high. 9 GT 6512C—Wt. 12 lbs.\$11.67
- 22 Metal Mend.** Plastic compound for use as body filler. Dries hard. No heat required. Shpg. wt. 2 lbs. 7 oz. 9 GT 4574232-oz. can \$1.97
- 23 Kromedge® 14-inch Car Body File.** Curved teeth cut fast into metal and fillers. 9 GT 3114—Wt. 14 oz.\$5.79
- 24 Adjustable File Holder.** Heavy cast alum. frame. For concave, convex, straight filing. With 9 GT 3114 file. 9GT31134—Wt. 2 lbs. 4 oz.\$11.79
- 25 Dent Puller.** Just screw into surface, pull out dent, fill hole. Plastic handle grip. Contour slide handle grip. 17-in. 9 GT 4570—Shpg. wt. 3 lbs.\$6.87


Tire, Battery, Hose Tools

- 26 CRAFTSMAN Cross-rim Wrench.** $16\frac{1}{2}$ -inch arms. Steel. Chrome-plated finish. $\frac{3}{4}$, $1\frac{1}{16}$, $\frac{7}{8}$ in., 19mm. 9 GT 44888—Shpg. wt. 3 lbs. 2 oz.\$4.37
- Wrench with $22\frac{1}{2}$ -inch arms.** As above. Openings of $\frac{3}{4}$, $1\frac{1}{16}$, $\frac{7}{8}$, $1\frac{1}{8}$ in. 9 GT 44889—Shpg. wt. 4 lbs. 10 oz.\$5.44
- 27 Valve Fishing Tool.** Core remover in one end, tube deflator on other. 9 GT 4738—Shipping weight 3 oz.47c
- 28 Valve Tool.** Removes core. Re-threads stem. 9 GT 4705—Shipping weight 3 oz.35c
- 29 CRAFTSMAN Terminal Clamp/Battery Post Cleaner.** Stainless steel spring cutters resist corrosion. 9 GT 47633—Shipping weight 7 oz.\$2.69
- 30 CRAFTSMAN Terminal Clamp Lifter.** Shipping weight 15 oz. 9 GT 47147.....\$4.67
- 31 Hose Clamp Pliers.** 9 GT 45392—Shipping wt. 11 oz.\$1.97

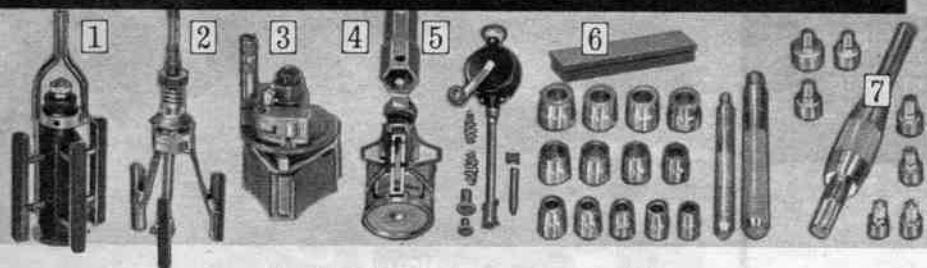


CRAFTSMAN® Brake Shop

- 32 Brake Spring Pliers.** One jaw holds lined shoe, other draws spring. Alloy-steel. $13\frac{1}{2}$ in. long. 9 GT 47395—Shipping weight 1 lb. 3 oz.\$4.37
- 33 Spring Washer Pliers.** Plier action holds washer in nylon cups without slipping. Steel. 9 GT 47721—Shipping weight 8 ounces\$2.97
- 34 Lock-ring Pliers.** Forged steel. Opens to $1\frac{1}{4}$ inches. $8\frac{1}{2}$ inches long overall. 9 GT 4735—Shipping weight 10 ounces\$2.97
- 35 Brake Adjusting Tool.** Drop-forged alloy steel, chrome-plated. With $\frac{1}{2}$ inch blade. $\frac{3}{8}$ inch wide, $9\frac{1}{4}$ inches long overall. 9 GT 4740—Shipping weight 8 ounces\$1.37
- 36 Chevrolet Brake Adjusting Tool.** For Bendix brakes. Steel. 9 GT 4736—Shipping weight 6 ounces\$1.07
- 37 Brake Cylinder Hone.** Three pads polish the cylinder without cutting. Range of $\frac{3}{4}$ to $1\frac{1}{2}$ in. Controlled pressure. Flexible shaft. For $\frac{1}{4}$ inch drill. 9 GT 4656—Shipping weight 6 ounces\$7.87
- Replacement Stones for (37).** 3 stones in package. 9 GT 4657—Shipping weight 3 ouncesPkg. \$2.28



and labor time for professionals



CRAFTSMAN® Engine and Ignition Shop . . work on cylinders, pumps, gears, clutches, valves

1 Cylinder Hone. Size cylinders to precise tolerances. Range $2\frac{1}{16}$ to $4\frac{1}{2}$ inches. Two 5-inch stones cut fast and accurately. Sealed micrometer head gives accuracy in feeding. Two felt wipers pick up grit. Universal joint action. Shank and extension fit $\frac{1}{2}$ -inch drill, drill press.
9 GT 4682—Shipping weight 11 pounds.....\$74.88

2 Glaze Breaker. Controlled pressure provides positive contact through full range of 2 to 7 inches. Just compress with hand to insert and remove from cylinder. Operates with $\frac{1}{4}$ to $\frac{3}{8}$ -inch electric drill. With three stones.
9 GT 4633—Shipping weight 1 lb. 14 oz.\$14.97
Replacement stones. Package of three.
9 GT 4631—Shipping weight 5 ouncesPkg. 4.97

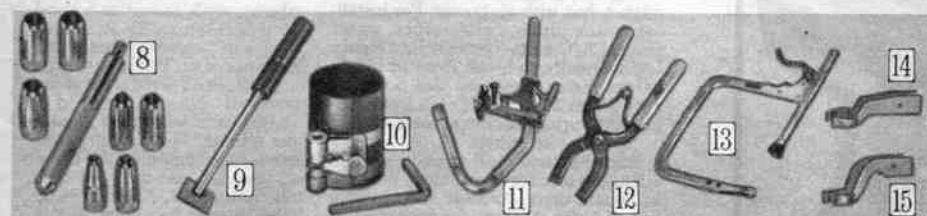
3 Lathe-type Ridge Reamer. Micro-adjust diameter screws. Carbide-tipped cutter. For all cylinders from 3 to $4\frac{1}{2}$ -inch diameter including short stroke motors with piston in place.
9 GT 4713—Shipping weight 1 lb. 14 oz.\$16.67

4 Ridge Reamer. Wide range from $2\frac{3}{8}$ to $4\frac{1}{2}$ inches. Carbide cutter. Dual action wrench.
9 GT 4723—Shipping weight 2 lbs. 9 oz.\$9.97

5 Valve Grinder. Reciprocating and progressive action. Ball bearing on spindle. Includes long and short stems, 2 suction cups, 2 adapters. For automobile and small engine valves.
9 GT 47042—Shipping weight 1 lb. 12 oz.\$4.17

6 15-piece Bushing Driver Set. With 13 collars, $\frac{9}{16}$ to $1\frac{1}{2}$ -in. inside diameter, $\frac{3}{4}$ to $1\frac{1}{4}$ -in. outside diameter. 2 driving handles, plastic box.
9 GT 4707—Shipping weight 4 lbs. 6 oz.Set \$15.87

7 Clutch Aligning Tool Set. Gives 8 diameters: .590, .612, .624, .668, .749, .786, .808, .984-inch. Measures nine inches long.
9 GT 4728—Shipping weight 2 lbs. 7 oz.Set \$9.97



8 8-piece Gasket Punch Set. Cuts holes in gaskets and rubber hose. Not for metal. Includes sizes: $\frac{1}{4}$, $\frac{3}{16}$, $\frac{1}{8}$, $\frac{1}{2}$, $\frac{3}{8}$, and $\frac{3}{4}$ -inch.
9 GT 3635—Wt. 1 lb. 8 oz.Set \$11.99

9 Gasket Scraper. Heavy-duty steel blade removes carbon, old gasket material, adhesives, sludge from blocks, heads and manifolds. Blade can be slanted for shaving action. Three blades: 1, $1\frac{1}{2}$ and 2 inches wide.
9 GT 47725—Shpg. wt. 9 oz.\$2.97

10 Ratchet-type Ring Compressor. Compresses passenger car or light truck piston rings. Range of $2\frac{1}{2}$ to 5 in. Two tension bands compress ring uniformly. $3\frac{1}{2}$ in. deep—takes up to 4 rings at a time. With key wrench.
9 GT 4716—Shpg. wt. 14 oz.\$2.68

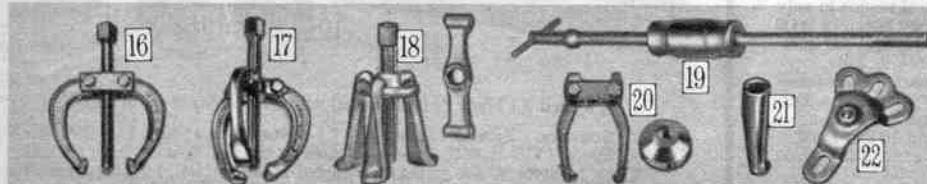
11 Piston Groove Cutter and Cleaner. One hardened steel cutter wheel holds five different sized points for grooving, one for trimming or cleaning. Depth of cut is adjusted by turning knurled screw. Can be lowered to full cut or raised to a fine, cleaning cut. Fits over pistons up to 5-inch diameter.
9 GT 4722—Wt. 1 lb. 2 oz.\$6.47

12 Piston Ring Expander. Lets you install or remove piston rings without damage. Wedge jaw design permits use with all piston rings from $\frac{3}{4}$ to $\frac{1}{4}$ in. Just insert ring ends in jaws, expand gently, then slip over piston into groove.
9 GT 4662—Wt. 7 oz.\$2.47

13 Valve Spring Compressor. Vertical lift type. Pull out ratchet crank. Automatic lock holds spring in any position. Steel 9x11-inch frame has $10\frac{1}{2}$ -inch opening. Designed to clear exhaust manifolds of practically all types of cars including those with overhead valves. Equipped with No. 1 spring steel jaws that fit 90% of all spring sizes.
9 GT 4695—Wt. 6 lbs. 2 oz.\$7.87

14 No. 2 Jaws. For GMC, Cont. engines. Fit (13).
9 GT 4697—Wt. 6 oz.Pair \$9.8c

15 No. 5 Jaws. For Plymouth, Dodge, Chrysler. Fit (13).
9 GT 4699—Wt. 6 oz.Pair \$14.7



CRAFTSMAN® Pullers for gears, hubs, bearings, axles

16 Two-jaw Puller. Pull gears, pinions, bearings, and wheels. Fine-pitch screw thread exerts tremendous pulling power. Drop-forged alloy steel jaws.

Catalog No.	Jaw spread	Reach	Shpg. wt.	Price
9 GT 46941	0 to 3 in.	$2\frac{1}{4}$ in.	12 oz.	\$6.67
9 GT 46901	0 to $5\frac{1}{2}$ in.	$3\frac{3}{4}$ in.	1 lb. 12 oz.	8.97
9 GT 46911	0 to 8 in.	$5\frac{1}{2}$ in.	3 lbs. 2 oz.	14.47
9 GT 4692	0 to 10 in.	$8\frac{3}{4}$ in.	8 lbs. 12 oz.	21.87

17 Three-jaw Puller. Same as above but with one more jaw for more balanced pulling. Spreads 0 to $5\frac{1}{2}$ inches. Reaches $3\frac{3}{4}$ inches.
9 GT 46902—Shipping wt. 2 lbs. 2 oz.\$14.87

18 Hub Puller and Striking Wrench Set. Pulls hubs on cars, light trucks. Three adjustable arms fit hubs regardless of wheel studs used. For bolt circles up to $7\frac{1}{2}$ -inch diameter. Just slide wrench on puller, strike with hammer. Forged steel.
9 GT 46842—Shipping wt. 10 lbs. 8 oz.Set \$25.99

19 Slide Hammer. Use with accessories below. Heat treated alloy steel. 24 inches long.
9 GT 4696—Shipping wt. 5 lbs. 8 oz.\$6.77

20 Two-jaw Reversible Puller. Fits (19). Pulls bearings, retainers. Jaws pull inside or outside. Capacity $1\frac{1}{2}$ to $4\frac{1}{2}$ in. outside, $1\frac{1}{4}$ to $3\frac{3}{4}$ in. inside.
9 GT 46961—Shipping wt. 1 lb. 10 oz.\$6.67

Conversion Kit. Converts item (20) to 3-jaw puller. Capacity outside $1\frac{1}{2}$ to $4\frac{1}{2}$ in., inside $1\frac{1}{4}$ to $3\frac{3}{4}$ in.
9 GT 46962—Shipping weight 12 oz.Kit \$4.97

21 Seal Hook. Fits item (19). Pulls seals, bearings.
9 GT 46964—Shipping weight 6 oz.\$2.77

22 Axle Puller. Fits item (19). For flange-type rear axles with up to $\frac{1}{2}$ -inch diameter studs and 4, 5 or 6 bolt circle up to $5\frac{1}{2}$ -inch diameter.
9 GT 46963—Shipping weight 1 lb. 14 oz.\$8.97

Tighten or loosen fasteners with up to 200 ft.-lbs. of force . .
CRAFTSMAN®
Hand-Impact Driver



Just strike driver with hammer . . no electric or air power needed. Each impact turns bit up to 20°. Completely reversible—loosen frozen nuts, screws, bolts as well as tighten them.

Includes $\frac{1}{2}$ -inch square drive tool, adapter with Nos. 2 and 4 Phillips bits and two straight-slotted bits ($\frac{1}{2}$ and $\frac{3}{8}$ -inch). Use with any $\frac{1}{2}$ -inch square drive regular or deep impact socket. Convenient plastic storage pouch is included. Order replacement bits below.

9 GT 47634—Shpg. wt. 2 lbs. 1 oz.Set \$12.87

No. 2 Phillips Replacement Bit
9 GT 47635—Shipping weight 3 oz.69c

No. 4 Phillips Replacement Bit
9 GT 47636—Shipping weight 3 oz.69c

Straight Slotted Replacement Bit— $\frac{3}{8}$ -inch
9 GT 47637—Shipping weight 3 oz.89c


Straight Slotted Replacement Bit— $\frac{1}{2}$ -inch
9 GT 47638—Shipping weight 3 oz.\$1.99



Universal Nut Cracker

CRAFTSMAN. For removing rusted and corroded nuts. Compact tool splits nuts up to $\frac{1}{4}$ -in. across flats. A few turns with hand wrench and the nut splits without damage to threads. Forged alloy steel frame. Hardened cutter, $\frac{1}{4}$ inches long.

Shipping weight 15 ounces.
9 GT 4772—.....\$7.97



Oilers for shops and households

(23 and 24) **CRAFTSMAN Trigger Oilers.** Leakproof oilers with gray enamel finish. One-piece domes, seamless bottoms. Long-lasting washer gives leak-proof connection. Plunger handle.

Catalog Number	Size	Spout	Shpg. wt.	Each
(23) 9 GT 55811	6 oz.	6 in.	10 oz.	\$1.88
(24) 9 GT 55801	4 oz.	$4\frac{1}{2}$ in.	8 oz.	1.33

25 CRAFTSMAN Pump Oiler. Nickel plated. One-piece dome, seamless bottom. Forced-fed . . operates at any angle. 7-in. spout. Capacity $\frac{1}{2}$ pint.
9 GT 5582—Shipping weight 14 oz.\$2.47

26 Household Oiler. Small size for household or office. Use on machines and appliances. One-oz. capacity. $4\frac{1}{2}$ -in. spout with bent tip.
9 GT 5575—Shipping weight 3 oz.39c

27 Utility Oiler. Fine for use around the farm, garage, house. Spring bottom. 10-ounce capacity. Four-inch straight spout.
9 GT 5578—Shipping weight 6 oz.65c

28 Machine Oil. Non-corrosive. Light-duty for general home use. One-quart can.
9 GT 55941—Shipping weight 2 lbs. 7 oz.\$1.36

CRAFTSMAN® COMMERCIAL Air Impact Wrenches

Spin those stubborn nuts and bolts on or off up to 10 times faster than with a hand wrench



Extra heavy-duty Wrench delivers up to 185-ft. lbs. of torque
Kit **\$197⁰⁰**

Heavy-duty Wrench delivers up to 175-ft. lbs. of torque
Kit **\$146⁰⁰**

(1 and 2) Impact tools can save you enough time to pay for themselves. Trigger with adjustable stop gives you correct torque for each job. 100% ball bearings. 1/2-in. sq.-drive. Average air consumption 4 cfm at 90 psi. Air inlet: 1/4-in. pipe thread. Air hose of 3/8-in. diam. recommended. Cast-aluminum housing. *Guaranteed 1 year. . . see below.*

1 Extra heavy-duty Kit. Delivers 10 to 185-ft. lbs. of torque in 5 seconds. No-load speed of 7800 rpm, 1380 impacts per minute. Reversible. 6 1/4-in. long. Rubber nose and heel bumpers. Includes 8 impact sockets (7/16 thru 1 1/8-in.), angle head attachment and Permanex® polyethylene case. Shpg. wt. 13 lbs. 14 oz.
9 GT 18839.....Kit \$197.00

Extra heavy-duty wrench only. As above, without accessories. Shipping weight 6 lbs. 12 oz.
9 GT 18835.....\$154.00

Extra heavy-duty wrench with extended shank. As (1) but with extended shank that reaches fasteners in cramped places (accessories not incl.). Wt. 7 lbs. 5 oz.
9 GT 18892.....\$159.00

2 Heavy-duty Kit. Delivers 10 to 175-ft. lbs. of torque in only 5 seconds. No-load speed of 9000 rpm with 1300 impacts per minute. Reversible. 6 1/4-in. long. Includes 8 impact sockets (sizes 7/16 thru 1 1/8-in.) packed in a Permanex® polyethylene case. Shipping weight 10 lbs. 15 oz.
9 GT 18889.....Kit \$146.00

Heavy-duty wrench only. As above, without accessories. Shipping weight 6 lbs. 12 oz.
9 GT 18882.....\$139.00

Permanex® Polyethylene Case. Fits all our air impact tools.
9 GT 1487—Wt. 1 lb. 11 oz. . . \$4.99

NOTE: Be sure to wear safety goggles when operating any impact tool on this page. . . see page 116



Air-impact Ratchet Kit
Use with air power or use manually for turning
Kit **\$118⁰⁰**

Compact Air Wrench Kit
Use it with one hand
Kit **\$158⁰⁰**

3 CRAFTSMAN®. A fine labor-saving tool designed like a regular hand ratchet, but with air power. For installing spark plugs, carburetors, water pumps, A/C units—general auto repair. Use manually to break loose or put final torque on fasteners. Use power to spin them on and off. No knuckle-bruising, tiring, back-and-forth motion. . . just squeeze button.

Eight-pound stall guards against stripping or over-tightening. With 3/8-in. square drive. Average air consumption of 4 cfm at 90 psi. Air hose of 1/4-in. diameter recommended. With 1/4-in. air inlet. Length: 9 1/8-in.

Kit includes: ratchet, 6-ft. leader hose, 5 sockets (sizes 3/8 thru 1 1/8-in.), screwdriver bit, Permanex® polyethylene case that provides durable storage protection. *Guaranteed for one year. . . see bottom of page and Note below left.*


Shipping weight 4 pounds 12 ounces.
9 GT 18871.....Kit \$118.00

4 CRAFTSMAN®. Great for one-hand work in tight places, such as under a hood. Delivers up to 55-ft. lbs. of torque in 5 seconds. Cast-aluminum housing. Variable-torque control. Push-button reversing control. No-load speed of 14,000 rpm, with 2100 impacts per minute. 3/8-in. sq.-dr. Average air consumption of 3 cfm at 90 psi. Air hose diam. of 3/8-in. recommended. Air inlet 1/4-in. pipe thread, 7-in. long. Kit includes: wrench, 7-impact sockets (7/16 thru 1 1/8-in.) and rugged Permanex® polyethylene carrying case. *See guarantee and Note below left.*

Shipping weight 5 lbs. 12 oz.
9 GT 18816.....Kit \$158.00

Wrench only. Wt. 2 lbs. 13 oz.
9 GT 1881.....\$144.00

Accessories for 1/2 or 3/8-in. sq.-drive Impact Tools



(5 thru 7) Made of forged steel with durable black-oxide finish.

5 Sockets. Exceed Federal Specs. GGG-W-660, Type 1, Class 1, Style A for strength. With 6-point openings, square drive.

Cat. No.	Size in.	Shpg. wt.	Each
Individual 1/2-inch Drive Sockets			
9 GT 44001	1/2-in.	5 oz.	\$1.59
9 GT 44002	5/8-in.	5 oz.	1.59
9 GT 44003	3/4-in.	6 oz.	1.59
9 GT 44004	7/8-in.	6 oz.	1.69
9 GT 44005	1 1/8-in.	7 oz.	1.69
9 GT 44006	1 1/4-in.	7 oz.	1.69
9 GT 44007	1 1/2-in.	7 oz.	1.69
9 GT 44008	1 3/4-in.	8 oz.	1.69
9 GT 44009	1 7/8-in.	10 oz.	1.99
9 GT 44011	2-in.	11 oz.	2.19
Individual 3/8-inch Drive Sockets			
9 GT 47571	3/8-in.	3 oz.	1.59
9 GT 47572	1/2-in.	3 oz.	1.59
9 GT 47573	5/8-in.	3 oz.	1.59
9 GT 47574	3/4-in.	3 oz.	1.69
9 GT 47575	7/8-in.	4 oz.	1.69
9 GT 47576	1-in.	4 oz.	1.59
9 GT 47577	1 1/8-in.	4 oz.	1.59

11-piece Socket Set. Includes one each of the ten 1/2-inch drive sockets listed in table at left. All in convenient metal tote tray. Six-point openings.

Shipping weight 3 lbs. 12 oz.
9 GT 44019.....Set \$14.89

6 CRAFTSMAN Impact Adapter. Converts 1/2-in. sq.-dr. to 3/8-in. sq.-dr. Lets you use 3/8-in. drive sockets on a 1/2-in. drive tool.
Shipping weight 5 ounces.
9 GT 44124.....\$1.39

7 Double-end Reversible Socket. Two sizes in one: 6-point, 3/4-inch opening at one end; 8-point, 1 1/8-inch at the other. For any 1/2-in. square drive impact tool with extended shank (as 9 GT 18882, 9 GT 18835, 9 GT 1882, 9 GT 1886), use 6-in. extension on facing page.
9 GT 4410—Shpg. wt. 9 oz. \$2.39

GUARANTEE: During the first year, we will repair your CRAFTSMAN Pneumatic Tool, free of charge, if defective in material or workmanship. This guarantee service is available by simply returning the tool to any Sears store throughout the United States.

CRAFTSMAN® Electric Impact Wrenches

Trigger-control adjustable torque lets you choose the right torque for any job

Heavy-duty Wrench

- Variable torque . . . up to 125-ft. lbs. in 5 seconds
- Reversible . . . drive or remove fasteners
- Double insulated . . . plugs into standard 2-prong outlet

1 Impact Tool alone. No bulky hoses or heavy compressor needed; just plug in at the nearest 2-prong outlet. With accessories (below and on facing page), you can drill in wood, metal or masonry. Motor develops maximum 1/4-HP, no-load speed of up to 1750 rpm with two impacts per revolution. Torque increases or decreases according to finger pressure on trigger control. Slide switch in handle reverses rotation. Removable top handle gives you two-hand control. Rubber boot helps keep front from scuffing surfaces.

Strong aluminum housing with tough polymer handle and end cover. Permanently lubricated ball and roller bearings. Motor brushes are easily accessible. 6-ft., 2-wire neoprene cord. 110-120-v., 480-w., 60-Hz. AC. UL listed. Meets standards of the Power Tool Institute . . . see page 134.

Guaranteed 1 year . . . page 122. See note below.
9 GT 1882—Shipping weight 8 pounds 15 ounces . . . \$89.50

Impact Tool above with Chuck and Case.

9 GT 18823C3—Shipping weight 15 pounds . . . Kit \$99.50

Chuck alone. Grips 1/8 to 1/2-in. diameter bits. Use with wood bits, twist and masonry drills, and taps. 1/2-inch drive. 9 GT 2253—Shipping weight 1 pound 7 ounces . . . \$10.99

Permanex® Case for impact tools. 16x13 1/2x5 in. high.

9 GT 1456—Shipping weight 3 pounds 14 ounces . . . \$7.99

Single-speed Impact Tool. Like 9 GT 1882 above, without variable-speed. Develops maximum 1/4-HP (480-w.).

9 GT 1886—Shipping weight 9 pounds . . . \$79.50

SAFETY NOTE: Be sure to wear goggles when operating impact tools on this page . . . see goggles page 116

Light-duty Wrench

2 Designed specifically for tight places where smaller 3/8-in. sockets are needed. Motor develops maximum 1/8-HP at 1700 rpm . . . delivers up to 40-ft. lbs. of torque in 5 seconds. Double insulated . . . never needs grounding. Torque increases or decreases according to finger pressure on trigger. Sleeve bearings for long life. High-impact polymer motor housing. Complete with auxiliary handle and 6-ft., 2-wire cord. 110-120-v., 384-w., 60-Hz., AC. UL listed.

Guaranteed one year . . . page 122. See note above.
9 GT 1813—Shipping weight 6 pounds . . . \$59.50

Impact Tool alone, without chuck or case

\$89.50

Impact Tool with chuck and case

\$99.50

1/2-INCH DRIVE

3/8-INCH DRIVE

\$59.50

Sears Has a Credit Plan to Suit Most Every Need

See Big Book or ask for details

Split muffler pipes, cut panels, shear rivets, split nuts, punch holes . . . all with a **CRAFTSMAN® Air-impact Hammer**

Hammer with retainer alone, no accessories or case

\$54.49

Kit: Hammer with retainer plus accessories (8) thru (12), and case

\$74.00



3 6-inch Extension. 1/2-in. square drive. 9 GT 4477—Shpg. wt. 12 oz. . . \$2.79

4 1/4-in. drive Universal Joint. 9 GT 44125—Shpg. wt. 8 oz. . . \$3.69

1/4-in. drive Universal Joint. 9 GT 44123—Shpg. wt. 4 oz. . . \$3.39

5 Impact Chuck. 1/2-inch square drive. 1/4-inch to 1/2-inch capacity. 9 GT 2253—Shpg. wt. 1 lb. 7 oz. . . \$10.99

6 Screwdriver Chuck and Bits. 1/2-inch drive. Number 2 Phillips, Numbers 12-14, 14-16 flat bits with finders. Steel. 9 GT 18867—Shpg. wt. 1 lb. 3 oz. . . \$19.99

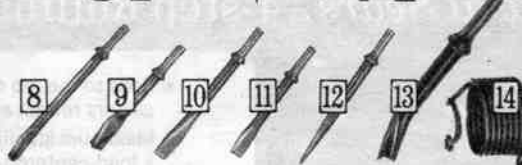
7 Angle-head Attachment for wrenches on facing page. Lets you operate wrench in tight, hard-to-get-at places.

For wrenches 9 GT 18835, 9 GT 18882.

9 GT 18885—Shpg. wt. 2 lbs. 5 oz. . . \$44.75

For former wrench 9-1884.

9 GT 18845—Shpg. wt. 15 oz. . . 42.75



Hammer, Retainer alone. Cuts through muffer pipes in seconds, yet gentle enough for intricate panel work. Built-in power regulator lets you control speed and force of stroke. Cast-aluminum handle for durability. Heat-treated, drop-forged hammer parts . . . precision ground. Plate valve design gives long service. Air-cushioned return stroke. Chisel-shank opening .401 in. Air inlet 1/4-in. pipe thread. Average air consumption of 4 cfm at 90 psi. Delivers 3500 impacts per minute. 6 3/4 in. long. Includes retainer (14). Guaranteed 1 year, see pg. 26.

9 GT 1885—Shpg. wt. 4 lbs. 5 oz. . . \$54.49


Air-impact Hammer Kit. Includes tool with retainer and accessories (8 thru 12) and Permanex case.

9 GT 18851—Shpg. wt. 7 lbs. 8 oz. . . Kit \$74.00

(8 thru 14) Accessories. One-pc. forged high carbon steel. Hardened, tempered to hold edges. Shanks ground to fit .401-in. openings. Quick-change retainer attachment is heat treated.

Item	Catalog Number	Type	Shpg. wt.	Each
(8)	9 GT 18811	Muffer Splitter	15 oz.	\$4.19
(9)	9 GT 18812	Pipe, Panel Cutter	13 oz.	4.19
(10)	9 GT 18813	3/4-inch Cold Chisel	13 oz.	2.99
(11)	9 GT 18814	Rivet Cutter	12 oz.	2.99
(12)	9 GT 18815	Pin Punch	13 oz.	3.09
(13)	9 GT 18818	Claw Ripper	7 oz.	4.09
(14)	9 GT 18817	Retainer Attachment	4 oz.	.69c

Heavy-duty Ladders with non-conductive fiber glass rails



- ✓ **INSULATED RAILS**...a must for electrical work. Meets ANSI*, OSHA** requirements
- ✓ **STRONG**...aluminum rungs and fittings give extra rigidity to points of stress
- ✓ **LIGHTWEIGHT**...weighs less than comparable-sized wood ladders for handling ease
- ✓ **DURABLE**...resistant to impact, rot and corrosion

Stepladders **\$39⁹⁹** 4-ft. size

1 Recommended for workloads of 250 pounds, and just look at these extra-strength features. Six rivets secure each aluminum step. Heavy gusset bracing minimizes twist and increases life. Reinforced back leg increases strength and wear-resistance where leg hinges. Pinch-proof spreader braces of heavy-duty plated steel. Skid-resistant rubber feet.

Size	Bottom Width	Spread inches	Catalog Number	Shpg. wt. lbs.	Price
4-foot	19 ⁷ / ₈ in.	30	30 GT 41124N	16 lbs.	\$39.99
6-foot	22 ⁷ / ₈ in.	42	30 GT 41126N	23 lbs.	58.99
8-foot	25 ⁷ / ₈ in.	54	30 GT 41128N	34 lbs.	78.99

1




Extension Ladders **\$126⁹⁹** 24-ft. length

2 Recommended for loads up to 250 pounds. Heat-treated aluminum discs between aluminum rung and fiberglass side rail add rigidity. Zinc-plated steel rung braces lend extra strength to stress points and help minimize side sway. Stainless steel wear sleeves on rungs of base section reduce friction as fly section travels up and down. Dependable spring-loaded rung locks of cast aluminum. Big 1¹/₄-inch galvanized steel pulley with polypropylene rope. Ladder shoes with slip-resistant rubber tread.


Total Length (2 sections)	Maximum Extended Length	Catalog Number	Shpg. wt. lbs.	Price
24 feet	21 feet	30 GT 41625N	52	\$126.99
28 feet	25 feet	30 GT 41626N	58	149.99
32 feet	29 feet	30 GT 41627N	63	169.99

See ordering information on facing page
 *ANSI (American National Standards Institute)
 **OSHA (Occupational Safety and Health Act)

2



New at Sears..4-step Rolling Warehouse Ladder



- Rolls to the job on spring-loaded casters. As you step on, casters retract and slip-resistant feet hold ladder in place.
- Maximum stability... tapered and flared legs create a load-centered pyramid shape
- Meets OSHA (Occupational Safety and Health Act) requirements

\$86⁹⁹

Recommended for loads up to 250 pounds. Rugged steel steps and side assemblies are welded for maximum strength. Completely formed and patterned sheet steel steps are much more durable and give longer wear than ordinary expanded metal steps; sagging and front edge wear are greatly reduced. Tubular steel side rails extend 30 in. above top step. Top step is 38 inches above floor. Steps are 16 in. wide. Base is 20 inches wide. Sent partially assembled.
 30 GT 42494N—Shipping weight 48 pounds\$86.99

CRAFTSMAN Heavy-duty Aluminum Extension Ladders

Backed by our famous
Unconditional Guarantee*

Ladder Stabilizer

- 1 Stabilizer plus tool tray.** Steadies any extension or convertible (3-way) ladder. Arms spread 50 in. to bridge across windows, hold ladder 12 in. from wall and help protect gutters when ladder is up against roof. Rust-resistant aluminum frame. Rubber pads grip wall. Attaches to ladder quickly, without tools. With removable steel tool tray (6½x17¾x3½ in. deep) and handy pail hook.

30 GT 43232C—Shipping weight 11 pounds\$21.99
30 GT 43242C—Stabilizer without tray. Shpg. wt. 6 lbs. 12.99

Ladder with 1½-in. flat rungs

- Measures a full 18½ inches wide
- Two large top rollers

Low as **\$64.99** 16-ft. length

2 Actually tested to hold 1000 lbs! . . . recommended for loads up to 250 lbs. Top and bottom sections are 18½ in. wide. Internal "I" beam supports each 1½-in. flat rung; collar-forged to 3x1-in. side rails under pressure. Rungs start 6 in. closer to ends than most ladders for greater strength. Extra-large, 2¾-in. diam. grooved top rollers minimize side-slip. Heavy-duty automatic locks have nylon bushings. No-rot polypropylene rope, pulley, 5-in. rubber-treaded feet, with ice cleats. Tops of front side rails are capped to guard against cuts.

Total length (2 sections)	Maximum Extended Length	Catalog Number	Shipping weight	Price
16 feet	13 feet	30 GT 42902N	34 lbs.	\$64.99
20 feet	17 feet	30 GT 42904N	39 lbs.	84.99
24 feet	21 feet	30 GT 42905N	45 lbs.	103.99
28 feet	25 feet	30 GT 42906N	56 lbs.	121.99
32 feet	29 feet	30 GT 42907N	63 lbs.	141.99
36 feet	32 feet	30 GT 42908N	69 lbs.	164.99
40 feet	36 feet	30 GT 42909N	84 lbs.	189.99

HOW TO ORDER THE RIGHT SIZE EXTENSION LADDER FOR YOUR NEEDS

Each ladder includes three extra feet at the top for climbing on to roof, plus extra allowance for slant because base of ladder is out from wall, plus overlap between ladder sections.

Maximum Height† to be reached	Order ladder of this Total Length (2 sections)
To 9 feet	16 foot
10 to 13 feet	20 foot
14 to 17 feet	24 foot
18 to 21 feet	28 foot
21 to 25 feet	32 foot
26 to 28 feet	36 foot
29 to 32 feet	40 foot

†Please measure carefully before ordering

W-I-D-E T-R-E-A-D-S

- 3-inch steps make this ladder extra-comfortable to work on
- Plus, it's our widest ladder . . . a full 19 inches for maximum stability
- And it has double top-rollers on each side that grip walls securely

Low as **\$79.99** 16-foot length

3 Tested to hold 1000 pounds! Recommended for loads up to 250 pounds. Top and bottom sections are 19 inches wide. Extra-wide, 3-inch stepladder-size steps securely riveted into extra-husky 3½x1½-inch side rails. Braced for extra strength. Four large top rollers help minimize side-slip for increased stability. Oversize automatic locks operate smoothly. Non-rotting polypropylene rope, pulley. Sturdy 6-inch metal feet with spike holes.

Total Length (2 sections)	Maximum Extended Length	Catalog Number	Shpg. wt. lbs.	Price
16 feet	13 feet	30 GT 42972N	31	\$79.99
20 feet	17 feet	30 GT 42974N	39	102.99
24 feet	21 feet	30 GT 42975N	47	124.99
28 feet	25 feet	30 GT 42976N	57	144.99
32 feet	29 feet	30 GT 42977N	66	176.99
36 feet	32 feet	30 GT 42978N	74	209.99
40 feet	36 feet	30 GT 42979N	88	238.99

*CRAFTSMAN GUARANTEE

If this ladder should fail to give complete satisfaction, we will refund the purchase price, replace the ladder or furnish new parts, at our option.

**Sears Has a Credit Plan
to Suit Most Every Need**

See Big Book or ask for details

Accessories for step and extension ladders

4 Comfort Step for extension ladders. Big 6x12-inch standing surface puts less strain on leg muscles, feet. Anti-slip, grater-like top surface on step. Fits all extension ladders except (3) above. Steel. No tools needed, just place step over rung.
30 GT 43431C—Shipping weight 4 pounds . . . \$5.99

5 Paint and Tool Caddy. Helps keep your brushes, paint or tools close at hand. Hooks onto any extension or step ladder. Steel. No tools needed. Measures 8x11x2 inches deep.
30 GT 43402C—Shpg. wt. 2 lbs. 8 oz. \$2.99

6 Wood Plank. One ft. wide, 6 ft. long. Extends to 10 ft. Use across 2 jacks or stepladders. Designed to hold one person only.
30 GT 43056N—Wt. 27 lbs. . . . \$26.99

7 Steel Ladder Jacks. Fit any type extension ladder. Use with plank (6) above. Do not use with light or household-duty ladders. Package of two. Steel. Wt. 26 lbs.
30 GT 43091C Pkg. \$14.99

SHIPPING NOTE FOR BOTH PAGES: See "N" suffix, page 96.

COMPSK 9LAED **Sears 29**

**LET AIR POWER
WORK FOR YOU**

Here and on the next 2 pages

HEAVY-DUTY SPRAYER-COMPRESSORS

Whether you own a home, farm, garage or small factory, you'll find a model powered to handle your particular needs.

They'll do all this and more:



Power-spray paint... even operate two guns at once



Power-spray insecticides, weed killers and fertilizers



Operate most air tools, inflate tires



Air clean machinery, work areas



Operate sandblaster—pg. 35

Check these safety features that are standard with all these sprayer compressors (except Model 9GT15459)

MEET ASME CODE. Air tanks and safety valve tested to meet the American Society of Mechanical Engineers' code. Automatic safety valves (on all models except 9GT15459) prevent excess pressure build-up.

BELT GUARD. encloses belt and pulley mechanism for on-the-job safety... helps protect your hands and clothing.

Portable Electric Sprayer-Compressors

1-HP CRAFTSMAN® Model

- Guaranteed* against defects for one full year
- 12-gallon capacity air storage tank meets ASME code
- Delivers 6.4 SCFM† at 40 PSI††... 100 PSI maximum

\$299⁹⁹

Exclusive Control Cluster Console

An easy-to-reach, easy-to-read grouping of these important gauges and switches:

- Air hose fitting
- Tank pressure gauge
- Regulated air pressure gauge
- Manual head pressure release switch
- Safety valve meets ASME code
- Air pressure regulator

**RUNS ON
110-120 VOLTS.**
Converts to
220-240 volts.
Plugs into
this outlet...
adapter included



**Sears Has a
Credit Plan
to Suit Most
Every Need**

See Big Book
or ask
for details



Delivers 5.2 SCFM at 100 PSI maximum. Fluid, fan controls on bleeder, non-bleeder spray gun. Pressure or siphon feed; internal or external mix. One quart cup, or use with paint tank (sold on page 34). Comes complete with 15 ft. of 3/16-in. rubber/nylon air hose; 10-in. tires; air chuck; wrench; 6-ft., 3-wire cord; book of spraying tips. 60-cycle AC, 1800 watts at maximum pressure. 30 GT 15458N—39x17x29 1/4-in. Shipping weight 163 pounds.....\$299.99

One HP Model for Massachusetts customers only. As above, but 7 1/2-gallon air tank. (No console, no Craftsman guarantee.) Converts to 240 volts. 30 GT 15459N—Measures 34x12 1/2 x 27 in. Shpg. wt. 126 lbs.\$269.99

***GUARANTEE**—CRAFTSMAN Sprayer-compressors are unconditionally guaranteed for one year to give complete satisfaction or product will be repaired free. This service is available by returning item to any Sears store or service center.

†SCFM (Standard Cubic Feet per Minute)
††PSI (Pounds per sq. in.)

All Models sold on these two pages give you every one of these fine features..

- Heavy-duty capacitor-start motor with manual reset overload protection against burn-outs
- Powerful two-cylinder compressor for heavy duty use
- All models (except 30GT15459N) meet code of the American Society of Mechanical Engineers (see page 30)
- Fan-type flywheels designed to handle heavy workloads
- Bleeder/non-bleeder spray gun with fluid and fan controls

Powerful 1½, 2 and 3-HP units with large tank sizes that cut compressor work load . . greatly reduce repressuring time

1½-HP Model

- 20-gallon air storage tank
- Delivers 7.3 SCFM* at 40 PSI**
... 150 PSI maximum

\$319⁹⁹

2-HP Model


- 20-gallon air storage tank
- Delivers 7.8 SCFM* at 40 PSI**
... 150 PSI maximum

\$364⁹⁹

3-HP Model

- 30-gallon air storage tank
- Delivers 9.3 SCFM* at 40 PSI**
... 125 PSI maximum

\$469⁹⁹



Easily handles all the jobs outlined on page 30 at left, and there's plenty of capacity to handle jobs like operating large nailers, staplers and tackers . . even factory maintenance and production paint spraying. Big storage tank means long life for your compressor. Bleeder and non-bleeder type spray gun works on pressure or siphon feed with internal or external mix. Use with 1-quart cup included to handle small jobs, or hook up with paint tank sold on page 34 to speed up big spraying chores. Vertical fins help cool compressor for operating efficiency. Rugged, smooth-operating ductile-iron crankshaft. Safety valve (meets ASME code), line and tank gauge and pressure regulator with gauge. Also includes wrench, air chuck, 6-foot cord. "How to Power Spray" book. Runs on 220-240-volt 60-cycle AC. (Watts given for each model are those reached at maximum pressure.) Needs 15 amperes electrical supply.

1½-HP Model. 20-gal. air storage tank; 15 ft. of 5/16-in. air hose, 1900 watts. 30 GT 15368N—41x19x31 in. high. Shpg. wt. 180 lbs.\$319.99

2-HP Model. 20-gal. air storage tank; 15-ft. of 5/16-in. air hose, 2100 watts. 30 GT 15378N—42x19x30 in. high. Shpg. wt. 186 lbs.\$364.99

2-HP Model for Massachusetts customers only. Same as 2-HP model above. Meets the Massachusetts code. 2100 watts. 30 GT 15399N—Shipping weight 186 pounds\$389.99

3-HP Model. 30-gal. air storage tank; 25 ft. of 5/16-in. air hose. Heavy-duty wide-track tires. Spray gun for fine, fast finishing. 2800 watts. 30 GT 15388N—50x24x33 in. high. Shpg. wt. 255 lbs.\$469.99

*SCFM (Standard Cubic Feet per Minute)

**PSI (Pounds per Square Inch)

COMPKS
LAEGD 2


Sears 31

Gasoline-powered 3-HP Sprayer-Compressor

See page 30
for our air
power story

Truly portable because you can take it right to the job no matter how remote...there's no need for electric power sources. Runs about 3 hours on one fill-up


- 12-gallon air tank meets ASME* code
- Bleeder/non-bleeder spray gun with fluid, fan control
- Delivers 6.4 SCFM** at 40 PSI†...100 PSI max.



Spray a line of fence or even an out building



Spray liquid insecticides and fertilizers



\$339⁹⁹

**Sears Has a Credit Plan
to Suit Most Every Need**

See Big Book or ask for details

Big two-cylinder compressor powered by a dependable 4-cycle Briggs and Stratton® engine delivers plenty of power for heavy-duty use in factories, construction sites or on the farm. And of course it easily performs all the many chores described on page 30. Belt guard encloses belt and pulley. Engine features constant speed unloader for safety. Heavy-duty pressure regulator and gauge. Safety valve meets ASME* code. Spray gun offers pressure or siphon feed with internal or external mix. Use 1-quart cup included or hook up to paint tank (sold on page 34) to handle your really big spraying jobs. Includes 10-inch semi-pneumatic tires for smooth rolling to and from the job site, air chuck, wrench, 15 feet of 1/4-inch air hose and a "How to Power Spray" book. Unit measures 39x17x29 1/4 inches high.

30 GT 15467N—Shipping weight 159 pounds \$339.99

*ASME (American Society of Mechanical Engineers).

**SCFM (standard cubic feet per minute). †PSI (pounds per square inch)

Our Finest portable electric Air Compressors

They're built for strength and safety.. air tanks and automatic safety valves meet ASME* code

Check these great features

- Heavy-duty capacitor-start motor with manual-reset overload protector
- Safety belt guard encloses both belt and pulley
- Two-cylinder power compressor.. vertical fins help keep it cool for efficient operation

2-HP Model

- 20-gallon tank
- Delivers 7.8 SCFM** at 40 PSI†, 150 PSI maximum

\$329⁹⁹

3-HP Model

- 30-gallon tank
- Delivers 9.3 SCFM** at 40 PSI†, 125 PSI maximum

\$429⁹⁹

Powerful 2-cylinder compressor on both models has all the capacity you need to operate most air tools (including large nailers, staplers and tackers) plus enough power to handle really big jobs. Large storage tank means longer life for the compressor. Order spray guns (operates up to two at once), paint tank and regulators to greatly increase this unit's usefulness. Rugged, smooth-operating, ductile-iron crankshaft; safety valve meets ASME* code. Tank gauge and pressure regulator gauge. Long-life needle bearings. Includes air chuck, 6-foot cord and a "how to" power spray book. 60 cycle AC. Needs 15-amp power supply.

2-HP Model. 20-gallon air storage tank. 15 feet of $\frac{5}{16}$ -inch air hose. Unit measures 42x19x30 inches high. 2100 watts at maximum pressure. 30 GT 17378N—Shipping weight 181 pounds ... \$329.99

3-HP Model. 30-gallon air storage tank; 25 ft. of $\frac{5}{16}$ -in. air hose. Heavy-duty wide-track tires. Measures 50x24x33 in. high. 2800 watts at maximum pressure. 30 GT 17388N—Shipping weight 251 pounds ... \$429.99

*ASME—American Society of Mechanical Engineers

**SCFM—Standard Cubic Feet per Minute

†PSI—Pounds per Square Inch



WORKS ON
220-240-volts
Plugs into
this outlet:



Portable Electric Air Compressors ..powered from 3/4 to 4 HP

1 Ready sources of high-pressure air to inflate tires, air-clean machinery. Powerful enough to operate most air tools plus our sandblasters (page 35). To power-spray, order gun and regulator (pages 34, 35). Capacitor-start motor with manual-reset overload protector. Safety valve.

Semi-pneumatic tires are 8-inch diameter on $\frac{3}{4}$ -HP model; 10-inch diameter on larger models. Bolt-on handle. Air chuck, 15 feet of $\frac{1}{4}$ -inch air hose included. $\frac{3}{4}$ thru 3-HP units 39x17x27 $\frac{1}{2}$ in. high; 4-HP unit 40 $\frac{1}{2}$ x24 $\frac{1}{2}$ x34 in. high.

HP	Compressor cylinders	SCFM Δ at 40 PSI Δ	Max PSI	Tank size	Watts at max. pressure	Catalog Number	Wt. lbs.	Price
This unit operates on 110-120 volt, 60 cycle AC								
$\frac{3}{4}$	1	2.7	100	12 gal.	1000	30 GT 17234N	92	\$149.99
This unit operates on 110-120 or 220-240 volt, 60 cycle AC								
1	2	5.8	100	15 gal.	1800	30 GT 17344N	145	229.99
These units operate on 220-240 volt, 60 cycle AC								
2	2	6.5	100	20 gal.	1900	30 GT 17364N	165	269.99
3	2	7.4	150	20 gal.	2100	30 GT 17384N	169	319.99
4	2	8.2	125	20 gal.	2500	30 GT 17484N	187	369.99

Δ SCFM—Standard Cubic Feet per Minute. Δ PSI—Pounds per Square Inch

NOTE: These units cannot be sold in Arkansas, New Jersey, or Oregon in compliance with state laws. Order models (30 GT 17378N or 30 GT 17388N) above if you live in those states.

2 Belt Guard for 1 thru 4-HP models. Encloses both belt and pulley to protect fingers and keep clothing from becoming entangled. Installs on unit with self-tapping screws. Durable propylene plastic. Shipping weight 10 pounds.

30 GT 16521 \$15.69

Belt Guard for $\frac{3}{4}$ -HP model only. Otherwise as (2) listed above.

Shipping weight 7 pounds.
30 GT 16522 \$13.69



1
Low as
\$149⁹⁹
 $\frac{3}{4}$ -HP size

Precision-engineered **CRAFTSMAN** Spray Guns .. unconditionally guaranteed for one year

GUARANTEE

Craftsman Spray Guns (1 thru 4 below) are unconditionally guaranteed for one year to give complete satisfaction, or the product will be repaired free of charge. Just return it to any Sears store or service center throughout the United States.



Professional quality
for high-speed
production work

- Siphon feed only
- Non-bleeder type

\$9789

1 Needs 9 to 16.5 SCFM* at 40 to 90 PSI.** Our finest spray gun gives you the precise control, smooth finish you might expect in industrial guns costing much more. Particularly suited for automobile enamels, lacquers, primers. Fully adjustable pattern control. Die-cast aluminum body with easy-to-clean epoxy coat. External mix. Can be used with paint tank sold below. For compressors 1-HP and greater. 30 GT 15633—See Guarantee above. Shpg. wt. 3 lbs. 2 oz. \$97.89

Professional quality

- Siphon feed only
- Non-bleeder type


2 Needs 5 to 11 SCFM* at 40 to 85 PSI.** Count on this dependable spray gun for efficient fine finishing. External mix. Stainless steel fluid needle. Sensitive fluid and fan controls provide a wide range of pattern adjustments. Quick-release 2-prong 1-quart cup . . . or use gun with paint tank sold below. Epoxy-coated die-cast aluminum body cleans with ease. For compressors 1-HP and greater. See Guarantee above. 30 GT 15623—Wt. 3 lbs. 2 oz. . . \$46.19

For shop, home, farm

- Siphon or pressure feed
- Bleeder/non-bleeder type

3 Needs 4 to 9 SCFM* at 35 to 50 PSI.** Internal or external mix. Twist the ring collar to convert from pressure to siphon feed. Versatile fluid and fan controls. Fast-change 3-prong 1-quart cup; can be used with paint tank sold below for long-term spraying. Easy-clean black epoxy finish on housing. For compressors powered from 3/4 HP to 3 HP. See Guarantee above. 30 GT 15613—Wt. 3 lbs. 4 oz. . . \$35.19

4 Needs 3 to 6 SCFM* at 35 to 50 PSI.** Internal or external mix. Thumbscrew conversion from pressure to siphon feed. Screw-on 1-quart capacity paint cup. For big spraying projects, order paint tank sold below. Fluid and fan controls adjust pattern. Body features easy-to-clean black epoxy finish. For compressors powered from 1/2 HP to 2 HP. See Guarantee above. 30 GT 15712—Wt. 3 lbs. 1 oz. . . \$29.49



Non-bleeder Spray Gun for shop, home, farm

5 Needs 2 to 5 SCFM* at 25 to 50 PSI.** Internal or external mix. Allen screw converts it from pressure to siphon feed. Fluid and fan controls. One-quart cup screws into place . . . or use gun with large-capacity paint tanks sold at right. For compressors powered from 1/2 HP to 3/4 HP. Shipping weight 2 pounds 5 ounces. 30 GT 15701 . . . \$21.49

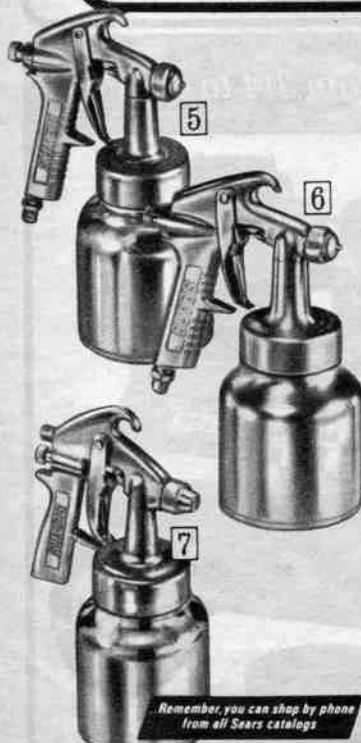
Bleeder Spray Gun for hobbyists

6 Needs 1 to 3 SCFM* at 20 to 50 PSI.** Internal or external mix. Allen screw setting for pressure or siphon feed. Fluid control. Screw-on 1-quart paint cup. Can be used with paint tanks at right. For compressors without air tanks up to 3/4 HP. Shipping weight 2 pounds 4 ounces. 30 GT 15691 . . . \$17.49

Here's a dependable bleeder-type Spray Gun great for hobbyists

7 Needs .5 to 3 SCFM* at 15 to 35 PSI.** Internal mix, pressure feed . . . great for spraying heavy-bodied liquids. One qt. screw-on cup. Do not use with paint tank. For compressors without air tanks up to 3/4 HP. Shpg. wt. 1 lb. 7 oz. 30 GT 15581 . . . \$9.89

*SCFM—Standard Cubic Feet per Minute
**PSI—Pounds per Square Inch



Remember, you can shop by phone from all Sears catalogs

If you spray the same paint for over 30 minutes you need a Paint Tank!

Speed your big paint jobs by replacing sprayer cup with one of these large-capacity units. Saves time lost to messy refilling. Galvanized steel resists rust. Pressure feed. Maximum 60 PSI**. Includes pressure regulator and safety valve. Order Paint hose on facing page. See Note below.

3-gallon size. Fill with up to 3 gallons liquid paint. Or, you can insert a 1-gallon can of paint. 30 GT 16105C—Shipping weight 26 lbs. . . \$44.99

7½-gallon size. Fill with up to 7½ gallons liquid paint. Or, you can insert a 5-gallon can of paint. 30 GT 16145L—Shipping weight 40 lbs. . . \$73.99

Portable Air Tank lets you take pressurized air anywhere

Rugged steel tank with big 8-gallon capacity—enough to inflate several tires. Fill at service station or any air source. Working pressure 150 PSI**.

Set includes pressure gauge, shut-off valve and tire chuck and 6 feet of 1/4-inch air hose. Carrying handle and stand. 30 GT 16121C—Wt. 30 lbs. . . \$30.99




NOTE: Paint Tanks and Air Tank cannot be sold in Arkansas, New Jersey or Oregon in compliance with state laws.

**Sears Has a Credit Plan
to Suit Most Every Need**
See Big Book or ask for details.

SANDBLASTERS

Heavy-duty cleaning with sand or high-pressure stream of liquid



Clean paint marks off brick walls

Clean rust or paint off cars, trucks

Gun, Canister and 50-lb. Sand Hopper

\$4499

1 Use with compressors 1-HP or greater. Remove paint, dirt, rust and scale from casting, stone, ceramic, brick, concrete, metal, plastic and wood. You can even etch plastics, glass, metal and stone. Non-bleeder type gun with siphon feed. Use the 1-quart canister for small jobs; do big jobs almost non-stop with the 17x9-inch diameter polypropylene hopper. Includes 15 feet of material hose, 3/4-inch air jet, two 3/16-inch steel nozzles and instructions. Sprays ordinary sand.

30 GT 16812C—Shipping weight 11 pounds\$44.99

Ceramic Replacement Nozzle. Long lasting. 3/16-inch.

30 GT 16815—Shipping weight 2 ounces\$7.29

Gun and Canister

2 Use with compressors 1/2-HP or greater. Lets you do all the jobs of unit above using our lower horsepower compressors. Bleeder type gun with pressure feed. One-quart canister is ideal for homeowners' small jobs. Includes 3/4-inch air jet, 3/4-inch steel nozzle, instructions. Uses ordinary sand.

30 GT 16801—Shipping weight 1 pound 12 ounces\$28.99

Ceramic Replacement Nozzle. Extra long life. 3/4-in.

30 GT 16805—Shipping weight 2 ounces\$6.19

Steel Replacement Nozzle. 3/4-inch.

30 GT 16825—Shipping weight 3 ounces\$2.19

FOR YOUR SAFETY: Wear respirator mask (19, below) and eye goggles (pg. 116) when using sandblasters.

Air and Paint Hoses of rubber and rayon

3 Use extra hose instead of extension cord to reach project... improper cord may cause voltage drop, motor burnout. **Air hose:** 1/4-inch fittings; 800-lb. bursting strength; 200-lb. working pressure. **Paint and lacquer hoses:** 3/8-inch fittings; 1000-lb. bursting strength; 250-lb. working pressure.

Use for	Inside diam.	Length	Catalog No.	Shpg. wt.	Price
Air only	1/4-inch	15 ft.	30 GT 16161	1 lb. 9 oz.	\$6.59
Air only	1/4-inch	25 ft.	30 GT 16171	4 lbs.	9.59
Air only	3/8-inch	50 ft.	30 GT 16175	7 lbs. 6 oz.	18.19
Air only	3/8-inch	15 ft.	30 GT 16181	2 lbs. 6 oz.	8.59
Paint only	3/8-inch	15 ft.	30 GT 16191	2 lbs. 2 oz.	8.59
Paint only	3/8-inch	25 ft.	30 GT 16201	3 lbs. 7 oz.	11.59
Paint, lacquer	3/8-inch	15 ft.	30 GT 16211	3 lbs. 5 oz.	16.99

4 Repair Kit for 1/4-in. hose. Female fitting, splicer, 3 clamps. 30 GT 16302—Shipping weight 4 ouncesKit \$1.29

Pressure Regulators, Filters, Oilers



5 Air Filter and Regulator Gauge. Filters out oil, water and dust before air enters gun. For air lines delivering up to 150 PSI*. Controls 5 to 175 PSI. 1/4-in. outlets with two regulated ports. Mount on tank or wall. Shipping weight 2 pounds 5 ounces. 30 GT 16023\$19.99

6 Heavy-duty Pressure Regulator Gauge. Controls 0 to 125 PSI*. Female thread connects to paint or air tank. Shpg. wt. 2 lbs. 12 oz. 30 GT 16032—1/4-inch\$10.59 30 GT 16033—3/8-inch\$10.59

Medium-duty Regulator Gauge. Controls 0 to 100 PSI*. 1/4-inch. Use on air or paint tank, or air line. Shipping weight 1 pound 7 ounces. 30 GT 16035\$9.49

7 Portable Air Filter. Up to 150 PSI*. 5 feet of 1/4-inch hose. Shipping weight 2 pounds 4 ounces. 30 GT 16012\$11.59

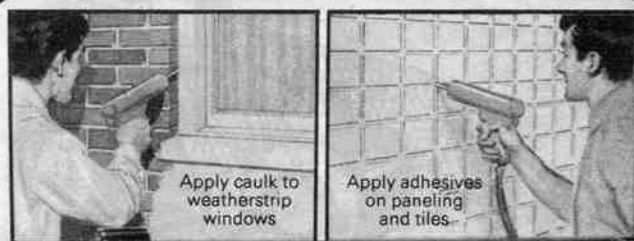
8 Pressure Gauge. For air, water or oil. Up to 200 PSI*. Has 1/4-inch male thread fitting. 30 GT 16042—Shpg. wt. 3 oz.\$2.69

9 Air Line Filter. Removes moisture, cleans air. Wt. 1 lb. 6 oz. 30 GT 16008—1/4-inch\$11.59 30 GT 16009—3/8-inch\$11.59

10 Oil Fog Lubricator. Prevent friction damage and rust corrosion. Adjustable feed control. Install with (6) and (9). Shpg. wt. 1 lb. 10 oz. 30 GT 16016—1/4-inch\$13.19 30 GT 16017—3/8-inch\$13.19

Air-powered Caulk Gun

Releases an even bead of caulk, adhesive, sealant with push-button ease



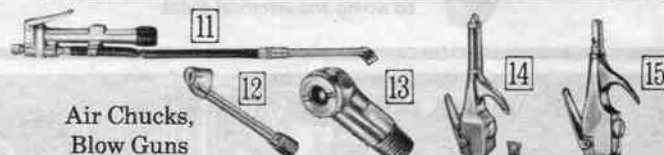
Apply caulk to weatherstrip windows

Apply adhesives on paneling and tiles

\$1259

Use with compressors 1/2-HP or greater. Speeds caulking jobs... gives uniformly neat results, too. Great for insulation work on door and window frames; grouting tiles; dispensing adhesives or crack fillers. Insert any standard 11-ounce cartridge (see Big Book for caulk). Plastic body, pistol grip, 1/4-inch metal air hose connection. Converts from bleeder to non-bleeder. Runs at 20 PSI (pounds per square inch). Maximum working pressure 70 PSI.

30 GT 16306—Shpg. wt. 1 lb. 14 oz.\$12.59



Air Chucks, Blow Guns

11 Long Air Chuck and Gauge. Pressure indicator reads 10 to 120 PSI*. 15-inch hose, 6-inch chuck eases extended reach. Turns 360°. 30 GT 16311—1/4-inch female thread. Shipping weight 1 lb. 6 oz.\$13.59

(12) 30 GT 16272—Dual Tire Air Chuck. 1/4-in. female thread. Shpg. wt. 5 oz.\$2.19

(13) 30 GT 16269—Air Chuck. 1/4-inch male thread. Shpg. wt. 3 oz.\$9.9c

14 Heavy-duty Blow Gun. Easy-control lever action. Round and fan tips. 30 GT 16232—1/4-inch female thread. Shipping weight 9 oz.\$2.99

15 Professional-type Blow Gun. Meets OSHA (Occupational Safety and Health Act) requirements... outlet pressure drops to less than 30 PSI* when dead-ended. Lever action gives best control from a breeze to a blast. Round tip. Maximum inlet pressure 135 PSI*. 30 GT 16236—1/4-inch female thread. Shipping weight 9 oz.\$3.29

Connectors for hose and tank



16 1/4-inch Quick Connector Set. Four-part set for male and female couplings. 30GT16244—Shpg. wt. 7 oz. .Set \$2.79

3/8-inch Quick Connector Set. As (16) above. For air hose only. 30GT16246—Shpg. wt. 9 oz. .Set \$2.99

17 1/4-inch Studs for (16) at left. Pkg. of 3 male, 1 female studs. 30 GT 16245—Shpg. wt. 4 oz. Pkg. \$1.29

18 Double Male Couplings. Made of brass. Package of 3. 30GT16281—1/4-in. Wt. 2 oz. .Pkg. \$1.09 30GT16291—3/8-in. Wt. 4 oz. .Pkg. 1.44

Mask, Viscosimeter, Paint Strainer



19 Paint and Dust Mask. Polyethylene. Disposable filter included. 30 GT 16351—Shipping weight 2 ounces\$2.19

30 GT 16361—Extra Filters. Package of 2. Shipping weight 1 oz.Pkg. 69c


20 Viscosimeter. Measures thickness of paint, tells when to thin it. 30 GT 16393—Shipping weight 2 ounces\$2.19

21 Nylon Paint Strainers. Help prevent clogging of spray guns. Reusable. 30 GT 16374—Quart size. Package of 3. Shipping weight 1 oz.Pkg. \$1.49 30 GT 16375—Gallon size. Package of 2. Shipping weight 1 oz.Pkg. 1.29

NOTE: Fittings on items (3) thru (18) meet NPT (National Pipe Thread) specifications

*PSI=Pounds per Square Inch
COMPLY
Sears 35

Stationary Commercial Air Compressors . . our most powerful because they compress air in two stages . . meet ASME* code



△Be sure proper electrical power is available for 3-phase units. If in doubt, check with local power company. Consult your local electrical contractor for recommended wiring and electrical codes.

- Air storage tanks meet codes of ASME (American Society of Mechanical Engineers)
- Run cooler, last longer than single-stage models
- Deliver constant high pressure up to 150 PSI**
- Ideal for heavy-duty garage or industrial use . . run hydraulic lifts, operate any air tools
- Powered by motors from 1½ HP to 5 HP


Low as **\$519⁹⁹** 1½-HP model

Dual-stage pumps start load-free when pressure drops about 25 pounds below cutout point. Two cylinders. "Delivered air SCFM†" in chart below represents actual air delivered, not displaced, at 175 PSI. Delivers higher SCFM when operating at lower PSI. Safety belt guard; check and safety valves; fan-bladed flywheel; positive controlled lubrication; enclosed crankcase. 6-ft. cord.

HP	Delivered air SCFM†	Tank size, gallons	Watts at max. pressure	Size, LxWxH, inches	Catalog Number	Shpg. wt. lbs.	Price
These units operate on 110-120 or 220-240-volt, 60-cycle AC, 1 PHASE							
1½	5.0	60	1760	49x22x39½	T30 GT 17311N	350	\$519.99
2	7.7	60	2350	49x25x46	T30 GT 17312N	440	\$89.99
3	11.5	80	3500	64x25x47	T30 GT 17313N	520	\$89.99
Unit runs on 220-240-v., 60-c. AC, 3 PHASE; converts to 480-v. 3 PHASE							
5	17.0	80	6000	64x23x43½	T30 GT 17315N	510	729.99
This unit operates on 220-240-volt, 60-cycle AC, 1 PHASE							
5	17.0	80	6000	64x23x43½	T30 GT 17316N	520	\$89.99

†SCFM—Standard Cubic Feet per Minute **PSI—Pounds per Square Inch
SHIPPING NOTE: "T" items (as T30 GT 17311N) sent from Chicago, Atlanta, Dallas, Philadelphia or Los Angeles. Pay motor carrier or express charges from your Catalog Distribution Center. Allow extra time for delivery; no C.O.D.'s. For Philadelphia and Boston customers only, items T30 GT 17311N, T30 GT 17312N, T30 GT 17313N, T30 GT 17315N sent from factory near Pittsburgh, Pa. Pay charges from factory.

Single-stage Stationary Air Compressors . . meet ASME* code



Powered by motors from ½ HP to 2 HP Low as **\$189⁹⁹** 1½-HP model

Automatic switch starts pump load-free. Units feature check and safety valves and overload-protected motors. Safety belt guard encloses belt and pulley. "Delivered air SCFM†" in chart is rated at cut-out pressure of 150 PSI**. Compressors give higher SCFM at lower PSI. 6-ft. cord. See Shipping Note above.


HP	Cylinders	Delivered air SCFM†	Tank size, gallons	Watts at max. pressure	Size, LxWxH, inches	Catalog Number	Shpg. wt. lbs.	Price
These units operate on 110-120-volts, 60-cycle AC, 1 phase								
½	1	1.5	20	1100	31x19½x27	T30 GT 17012N	129	\$189.99
¾	2	2.3	30	1600	39x24x31	T30 GT 17031N	190	249.99
This unit operates on 110-120 or 220-240-volts, 60-cycle AC, 1 phase								
1	2	3.0	30	1800	39x24x31	T30 GT 17051N	200	279.99
These units operate on 220-240-volts, 60-cycle AC, 1 phase								
1½	2	4.8	30	1900	39x24x31	T30 GT 17061N	210	299.99
2	2	5.0	30	2100	39x24x31	T30 GT 17081N	216	329.99

*ASME—American Society of Mechanical Engineers
†SCFM—Standard Cubic Feet per Minute **PSI—Pounds per Square Inch

Air Pumps . . use with your own electric motor

Low as **\$44⁹⁹** pump (1)

Single-stage pumps (1 thru 3) powered for home, small shop. Heavy-duty 2-stage pump (4) features centrifugal unloader for no-load starting; double-grooved "A" section pulley. For constant pressure, order pressure regulator, page 35. Built to operate with motor HP shown in chart. Use chart to determine air pressure (PSI) and delivered air (SCFM) you need. 4 SCFM at 100 PSI operates most air tools.



Pump	For Motor HP	For 50 PSI		For 100 PSI		For 150 PSI		For 175 PSI	
		Motor pulley	SCFM	Motor pulley	SCFM	Motor pulley	SCFM	Motor pulley	SCFM
(1)	½	4.0 in.	1.84	3.5 in.	1.4
	¾	5.7 in.	2.7	5.0 in.	2.0
(2)	½	3.5 in.	2.5	3.5 in.	2.0
	¾	4.0 in.	3.2	4.0 in.	2.6
(3)	1	5.5 in.	3.8	5.5 in.	2.9
	1½	3.5 in.	6.1	3.5 in.	5.2
(4)	2	4.0 in.	6.9	4.0 in.	5.8	4.0 in.	4.9
	2	4.25 in.	7.4	4.25 in.	6.1	4.25 in.	5.3
(4)	1½	5.5 in.	7.9	4.7 in.	6.8	4.1 in.	5.9	3.95 in.	5.6
	2	6.95 in.	9.8	6.2 in.	6.8	5.7 in.	7.9	5.3 in.	7.4

- 1 Single-stage, 1-cylinder. 2¼-inch bore; 1¼-inch stroke. T30 GT 17501C—Shipping weight 25 pounds \$44.99
- 2 Single-stage, 2-cylinder "V". 2¼-inch bore; 1¼-inch stroke. T30 GT 17502C—Shipping weight 23 pounds \$54.99
- 3 Single-stage, 2-cylinder. 2¼-inch bore; 2¼-inch stroke. T30 GT 17511L—Shipping weight 44 pounds \$74.99
- 4 Two-stage, 2-cylinder. 3¼-inch bore; 3-inch stroke. T30 GT 17521N—Shipping weight 130 pounds \$229.99

Are you a mobile-home owner? Fisherman or boating enthusiast?
Businessman? Home owner? Auto enthusiast? Farmer?

Sears has a Specialized Catalog for you, FREE for the asking!



Accessories for Mobile Homes, Recreational Vehicles and Camping Catalog. (39 GT 7500) 80 pages. For Mobile Home, Pickup Camper or Camper Trailer. Plus camping needs from Sears Sports Center.



Boating and Fishing '74. (39 GT 7560), 68 pages offering boats, motors, marine accessories, water skis and scuba equipment plus a complete assortment of rods, reels and other gear for all fishing enthusiasts.



Home Improvement Catalog. (39 GT 7410) 140 pages. A wide selection of decorative tile, ceiling tile, siding, heating, plumbing, and electrical supplies. With a section on wall-coverings and security items.



Suburban, Farm and Ranch Catalog. (39 GT 7415) Over 168 pages of fencing, tractors, farm supplies, lawn buildings, and power gardening equipment. Items for easier, more efficient home and farm living.



Business Equipment and Supplies Catalog. (39 GT 7340) 92 pages of furniture, business machines, equipment and supplies. Items for offices, shops, stores or factories.



Imported Car Replacement Parts and Accessories. (39 GT 7510) 1974-75 Edition. 44 pages. A wide selection of replacement parts and accessories for most imported cars.



Replacement Parts and Accessories for Jeep® and Scout® Vehicles. (39 GT 7520) 1974-75 Edition. 48 pages. Parts for Jeep®, Jeepsters and our new section for Scout® Vehicles.

For fast-service . . .
pick up your copy at any
Sears Catalog Selling Unit
OR
Ask for your copy when
you place your next
merchandise order
OR
Mail coupon below . . .
allow 3 weeks for delivery

Please ask for the catalog
you wish by
catalog number and title.

You can order anything in these catalogs by phone . . . it's the easiest way in the world to shop today

Please send me catalog: (PLEASE PRINT)

Catalog Number 39 GT _____
Catalog Title _____
Name _____
Mailing Address _____
City _____
State _____ ZIP CODE _____

Mail coupon to the address of the Catalog
Merchandise Distribution Center nearest you:
Sears, Roebuck and Co.
Dept. 139GT

ATLANTA, GA 30395	KANSAS CITY, MO 64127
CHICAGO, IL 60607	LOS ANGELES, CA 90051
COLUMBUS, OH 43228	MEMPHIS, TN 38140
DALLAS, TX 75295	MINNEAPOLIS, MN 55407
GREENSBORO, NC 27480	PHILADELPHIA, PA 19132
SEATTLE, WA 98184	

Sears has other Specialized Catalogs too!
For our complete offering see our General Catalog or inquire at your nearest Sears Catalog Selling Unit.

CRAFTSMAN[®]
COMMERCIAL

Machinists' Vise . . . precision built to endure extra-heavy loads, without losing alignment

\$98⁵⁰ 4½-inch jaws

- Built with rugged, malleable iron castings . . . practically unbreakable . . . twice as strong as heavy-duty vises below
- Replaceable "T" section steel jaw faces slip on and off . . . pinned to jaws to eliminate screw holes in work face
- Self-lubricating bronze bearing reduces friction . . . keeps wear and end play to a minimum
- Extra-long back jaw body for precision alignment

Our finest Vise. Built to withstand many years of rough use. Malleable iron castings heavily reinforced at major stress points. Finely machined nut and back jaw keyway. Graphite-bronze bearing takes all the thrust of steel screw head. Large ground and polished anvil. 4½-inch jaw opens to 7-inch Malleable iron base . . . converts to 360° swivel base with kit (9 GT 5196) at right. Front jaw beam completely encloses and protects durable cold-rolled steel screw . . . keeps dust and filings out of threads. Steel ball-ends of handle forged from solid handle stock . . . can't loosen. Meet Federal Specifications GGG-V-410A for strength and precision. Industrial quality. Gray finish.



9 GT 5194L—Shipping weight 52 pounds . . . \$98.50



Swivel-base Kit

Convert stationary-base vise to swivel-base. Swivels a full 360°. Tapered gear-like lock bolt locks tight in any position. Includes malleable iron swivel base plate, center bolt, nut and handle, plug for one hole. Fits machinists' vise (9 GT 5194L) at left.

9 GT 5196—Shpg. wt. 8 lbs. 7 oz. . . . Kit \$17.29



CRAFTSMAN[®] Heavy-duty Bench Vises


- Cast-iron body with malleable iron nut
- Built-in pipe jaws

\$217⁹ 3½-inch jaws

A useful tool in any workshop. Fast-acting, Acme-threaded steel screw seated in replaceable nut. Heavy-duty steel channel completely encloses screw . . . protects it from chips or filings. Jaws can't wobble sideways or up and down. Vise body reinforced at major points of strain for added strength.


Permanently cast, interlocking pipe jaws hold pipe or round stock securely. Zinc-plated handle, screw and lock nut. Steel ball-ends on handle forged from handle stock . . . can't come loose. Large anvil and anvil horn. Hardened and tempered replaceable jaw faces. Positive locking swivel base with slip handle lock nut . . . swivels 165°. Attractive red finish.

Catalog Number	Jaw size	Opens to	Holds pipe	Shipping weight	Price
9 GT 5180C	3½ inches	4 inches	½ to 1¼ inches	19 pounds	\$21.79
9 GT 5188C	4 inches	5 inches	¾ to 1½ inches	27 pounds	32.50
9 GT 5181C	5 inches	6 inches	¾ to 1½ inches	40 pounds	44.50



Portable Vises set up quickly where the work is

1 CRAFTSMAN Vacuum-base Vise. To attach, apply slight pressure to top of vise and push lever down . . . holds firmly in any position, on any smooth, nonporous surface. To release, just lift the lever and it's off. Sturdy casting with 2½-inch V-groove steel jaws . . . open to 2 inches. 5x4-inch base. 4 inches high. Protective slide-on rubber jaws let you handle fragile parts. Gray finish.
9 GT 5174—Wt. 2 lbs. 12 oz. \$11.79




2 Clamp Vise. Jaws 3 in. wide . . . open to 2½ in. Permanent pipe jaws with double guide bars for smooth action. Cast steel. Clamps to benches up to 2½-in. thick. Nickel-plated "T" handle. Not Craftsman. Japan. Red.
9 GT 5247—Wt. 4 lbs. 1 oz. \$5.99

SEARS Light-duty Vise

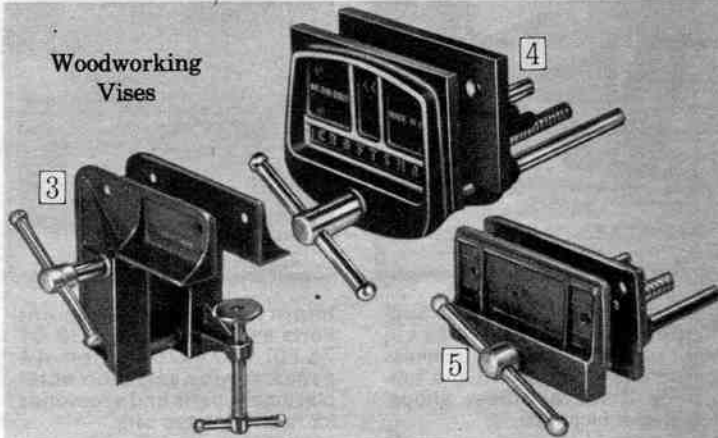
\$118⁹

For the home or small industrial shop

Steel handle, screw and lock nut nickel plated . . . give lasting rust-resistant service. Cast body reinforced at main stress points. Sturdy anvil takes lots of heavy pounding. 165° swivel-type base can be locked securely in any position. Jaws 3½ in. wide with a 3-in. capacity. Jaw faces replaceable. Not Craftsman. Japan. Red.
9 GT 5178—Wt. 11 lbs. . . . \$11.89



Woodworking Vises



3 CRAFTSMAN Portable Woodworkers' Vise. Lightweight aluminum. "L" jaws open to 2¾ in. Special shape helps make this vise especially useful for clamping doors upright to bench for planing. Measures 5½x5½ in. Fits any workbench from ¾ to 2¼ in. thick. Gray finish.
9 GT 5202—Shipping weight 2 pounds 1 ounce . . . \$6.95

4 CRAFTSMAN Woodworker's Vise. Steel handle, guide rod. Acme screw thread. Big 4x7-in. jaws open to 7 in. Holes in jaws for mounting wood faces. Fits 2¼-in. bench thickness; ½-in. clearance at top. Gray finish.
9 GT 5202—Shipping weight 12 pounds . . . \$21.79

5 Woodworkers' Vise. Semi-steel jaws measure 2½x6½ inches . . . open to a full 4½ inches. Holes in jaws for easy mounting of wood faces. Steel handle and guide rods. Fits bench 2¼ inches thick; ½-inch clearance at top. COMPANION. Not Craftsman. Gray finish.
9 GT 5187—Shipping weight 6 pounds 4 ounces . . . \$9.79

Sears Has a Credit Plan to Suit Most Every Need
See Big Book or ask for details

Measure with precision and confidence
 . . our guarantee below applies to all
CRAFTSMAN® instruments on this
 and the next two pages

CRAFTSMAN® GUARANTEE

During the first year, we will repair your CRAFTSMAN Precision Instrument, free of charge, if defective in material or workmanship. This guarantee service is available by simply returning the instrument to any Sears store throughout the United States.



CRAFTSMAN® Indicator Holders, Wiggler Set and Edge Finder

1 Magnetic Indicator Holder. 50-pound pull magnets. Ball and socket action. Use with most dial indicators having 1/4 in. holder bar. Long-life magnets. Quick-release lever control.
 9 GT 3872—Shpg. wt. 15 oz.\$9.95

2 On-off Magnetic Base Indicator Holder. Use with most dial indicators; center-lug back, universal-type or plunger back. Fine adjustment allows setting to within .0001 inch. Holding power of 100 lbs. Permanent magnet on-off control. Magnetic base meas. 1 1/8 x 1 3/4 x 2 1/4 in. high, 9 in. high overall. Japan.
 9 GT 38908—Shpg. wt. 4 lbs. 7 oz.\$24.25

3 4-piece Wiggler Set. Four attachments adapt tool for many uses: needle point (plastic tip shown on needle point), ball point, disc point, offset point. Interchangeable points clamp into shank by means of ball swivel joint. . . adjust to angular or concentric position. Adjustable chuck tension. Tool steel. Length, 4 1/2 in. With plastic case.
 9 GT 4004—Shpg. wt. 5 oz.Set \$7.65

4 1/2-inch Single Edge Finder. Work surfaces of hardened steel. . . centerless ground.
 Shipping weight 4 ounces.
 9 GT 38819\$3.65

CRAFTSMAN® Dial-indicator Sets for quick reading of precise measurements

Check variations
from set standards

\$3675
set

A Graduated 0 to 50 to 0 in .001 inch. Bezel rotates for changing position of zero. "+" and "-" signs on either side of zero. Range .200 in. (2 revolutions). Dial diameter 1 1/16 inches.

Dial gauge (back plunger type), universal clamp, tool post holder, "G" clamp, lever attachment, 3 contact points. Case. Meets Fed. Specs. Mil-1-18422d for accuracy. From England.
 9GT3868—Wt. 3 lbs. 2 oz. \$36.75

Compare dimensions,
gauge deviations

\$2925
indicator

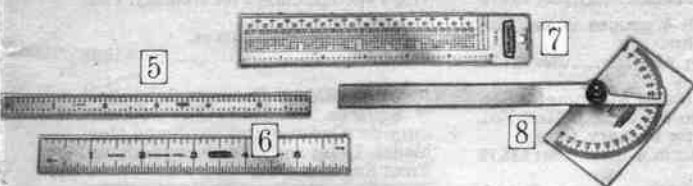

B Reads 0 to 100 in graduations of .001 in. Full one-inch range. Enclosed case protects against dust and oil. Hard brass bearings for long life. Detachable steel point. Dial diam. 2 1/4 in. Adjustable bezel. England. Meets same Fed. Specs. as (A) above.

9 GT 38683—Wt. 11 oz. \$29.25

For checking detailed
measurements

\$3895
set

C Pictest indicator gives .0005-in. reading. 3 contact points, 2 stems (3/8 and 1/4 in.), wrench, universal holder bar, 1/4 x 1/2 in. clamp and dovetail slots. Automatic reversal contact point. England. Meets Fed. Specs. as (A) above. Wt. 1 lb. 2 oz.
 9 GT 40755Set \$38.95



CRAFTSMAN® Rules, Protractors, Gauges

5 Chrome-plated Stainless Steel Rules.

Catalog Number	Size inches	Graduations		Type	Wt. oz.	Each
		Front	Back			
9GT40996	6x1 1/2	1/16, 1/100	1/32, 1/64	Flex.	3	\$2.15
9GT40136	6x3/4	1/16, 1/16	1/32, 1/64	Rigid	3	2.95
Metric Rule						
9GT40991	12x1 1/4	1/32, 1/64	1mm, 1/2mm	Rigid	5	\$4.95

6 Stainless Steel Rules. Shpg. wt. 3 oz.

Catalog Number	Size inches	Graduations		Type	Each
		Front	Back		
9 GT 4030*	6x1 1/2	1/16, 1/32	Dec. equiv.	Flex.	55c
9 GT 4006*	6x3/4	1/32, 1/64	Dec. equiv.	Flex.	\$1.05
Metric Rule					
9 GT 4035	6x1 1/2	1mm, 1/2mm		Flex.	58c

*Not Craftsman.

7 Stainless Steel 6-inch Reference Table Rule. Graduated in 32nds, 64ths of an in. With decimal equivalents, tap and drill data.
 9 GT 4011—Shipping weight 4 oz.\$1.59

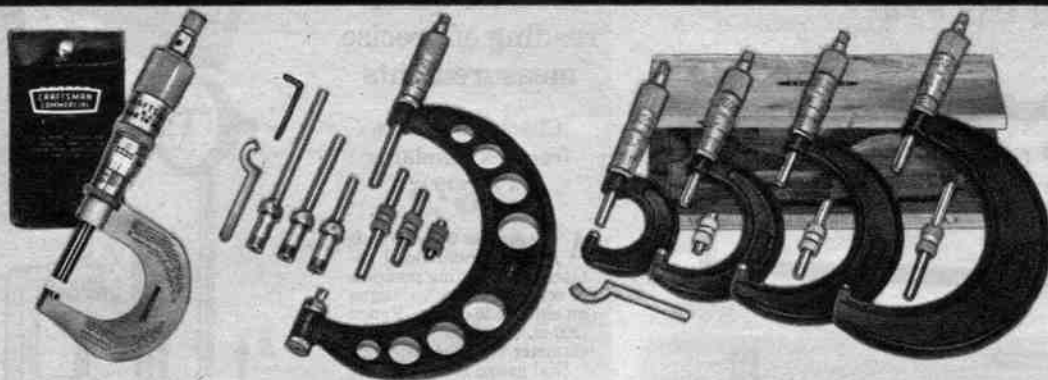
8 Stainless Steel Protractor. Rectangular head. Scale double graduated 0° to 180°. Adjustable spring tension holds setting. . . no "re-measuring" to waste time. Sets at true zero.
 9 GT 4029—Shpg. wt. 5 oz.\$3.95

9 Stainless Steel Combination Rule. Square, bevel, protractor, circle finder, divider and drill gauge all in one. In 32nds and 64ths of an inch. Comes with protective plastic case.
 9 GT 4026—Shipping weight 4 oz.\$2.55

10 Depth Gauge. Hardened steel head graduated right and left to 30°, 45° and 60° for use as angle gauge. 2 1/4-in. head fits hand. With 6x7/32-inch rule, marked in 32nds and 64ths of an inch. Tensioned slide locks at any depth.
 9 GT 40442—Shipping weight 4 ounces\$5.55

11 25-piece Radius or Fillet Gauge Set. For measuring inside and outside corner radii as well as concave, convex shapes. Stainless steel blades with corresponding external and internal forms. Includes: 16 gauges (1/32 to 1 1/4-inch by 64ths), 8 gauges (1/32 to 1 1/2-inch by 32nds), 4-inch gauge holder and case. Gauges meet Fed. Specs. GGG-G-17a, Type VII for accuracy.
 9 GT 40952—Shipping weight 1 poundSet \$22.45

All **CRAFTSMAN**® Micrometers meet Federal Specifications for accuracy... made to tolerances of less than .0001 inch



Graduated .0001 inch

Maximum accuracy for measuring thicknesses, diameters. Decimal equivalents etched on frame. Forged steel head, frame. Meets Fed. Specs. GGG-C-105b, Type I, Class 2, Style A. Threads ground and polished. Anvil and spindle carbide tipped. Plastic case.

0 to 1 inch. Shpg. wt. 9 oz.
9 GT 38662 \$25.49
1 to 2 inches. Wt. 12 oz.
9 GT 38665 \$29.95

Apprentice Micrometer. 0-1-in. Graduated to .001-in. Not Craftsman. Wt. 8 oz.
9GT40701—No case \$7.95

Mandrel Micrometer

Large frame gives you wider range of measurement than with regular micrometer... 0 to 4 inches. Four interchangeable mandrels let one tool do work of 4 fixed-anvil micrometers.

Strong steel frame. Meets Fed. Specs. GGG-C-105b, Type I, Style 1, Class A. Satin chrome-plated head, easy-to-read scale. With 1, 2 and 3-in. checking standards, wrench for changing standards. Graduated to .001 in. Case.

Shpg. wt. 2 lbs. 8 oz.
9 GT 38607 \$56.75

Micrometer Set

Thread ground from steel spindle. Polished spindle and anvil. Spindle lock. Graduated in .001 inch. Measure 0 to 4 in. Meets Fed. Specs. GGG-C-105b, Type I, Style 1, Class A. Set of 4 with 3 standards, case.

9 GT 3860—Shipping weight 4 lbs. 2 oz. Set \$85.75

Individual Micrometers. Standards included with all except 0-1-inch size.

Catalog No.	Range	Graduations	Shpg. wt.	Each
9 GT 38601	0-1 inch	.001 inch	9 oz.	\$19.25
9 GT 38602	1-2 inches	.001 inch	12 oz.	24.95
9 GT 38603	2-3 inches	.001 inch	14 oz.	29.95
9 GT 38604	3-4 inches	.001 inch	1 lb. 4 oz.	33.45

Be sure to see one-year guarantee on page 39... it applies to all CRAFTSMAN precision instruments

Metric/Inch Micrometer #3795

CRAFTSMAN. Our finest... lets you read both metric and standard "inch" scales simultaneously. This makes inter-system conversions and comparisons quick and easy. Read metric measurements to 1/100th of a millimeter on digital counter. Standard English Vernier scale to 1/100th of an inch.

Graduations are "deep-inked" for easy reading, long life. Satin-chrome finish. Measures 0-1-in. Each tenth, and thousandth of an inch calibrated for quick readings. Carbide tipped for lasting precision. Complete with lock, speeder, and heat insulators. Meets Federal Specs. GGG-C-105b for accuracy. Steel and cast steel. Fitted case. Japan.

9 GT 38666—Wt. 1 lb. 6 oz. \$37.95

CRAFTSMAN® Machinists' Combination Square



With protractor and center head
\$2995

- Blade machine-divided for accuracy
- Heads precision-ground for close fit
- Use as ruler or straight-edge

Check 90° and 45° angles. Use as depth gauge, height gauge. Hardened, ground steel blade with easily readable graduations in 8ths, 16ths, 32nds, 64ths of an inch. Cast-iron, precision ground square head and center head. Non-reversible bevel protractor graduated 180° left, right. Level vial in square head. 12-inch blade. Meets Federal Specification GGG-S-656a Type VI for accuracy.


9 GT 38694—Shipping weight 1 pound 8 ounces \$29.95

As 9 GT 38694 above, but graduated in 32nds, 64ths, 50ths and 100ths of an inch.
9 GT 38695—Shipping weight 1 pound 8 ounces \$29.95

As 9 GT 38694, but without protractor.
9 GT 38693—Shipping weight 1 pound 8 ounces \$18.95

As 9 GT 38694, but without protractor or center head.
9 GT 3869—6-inch blade. Shipping wt. 13 oz. \$11.45
9 GT 38691—12-inch blade. Shipping wt. 1 lb. 6 oz. \$13.45

NOTE: 6 and 12-inch parts are not interchangeable.



Specialty Gauge Sets and Solid Steel Squares

1 CRAFTSMAN 6-pc. Gauge Set. For inside slots and holes. Plunger telescopes and locks. Head ends heat-treated for toughness. Size range: 3/16 to 6 inches. Meets Fed. Spec. GGG-G-17a for accuracy.

9 GT 4027—Shpg. wt. 14 oz. Set \$33.75

As above but with 4 gauges in set. Size range 3/16 to 2 1/2 inches.
9 GT 40203—Shpg. wt. 6 oz. Set \$21.75

2 CRAFTSMAN Inside Micrometer Set. .001-inch. (1 1/2 to 8 1/2 inches). Meet Fed. Spec. GGG-C-105b for accuracy. Case.

9 GT 3864—Shpg. wt. 1 lb. 4 oz. Set \$35.75

3 CRAFTSMAN Micrometer Depth Gauge Set. Read in .001 inch. Range, 0 to 3 inches. Base, 2 1/2 inches. Chrome-plated. With lock. Meet Federal Specification GGG-C-105b for accuracy. With case.

9 GT 3863—Shpg. wt. 1 lb. 2 oz. Set \$33.75

4 CRAFTSMAN 4-piece Small-hole Gauge Set. Measure up to 1/2 inch. Oil hardened tool steel. Sizes 1/16 to 3/16, 1/8 to 1/4, 3/8 to 1/2 inch.

Meets Federal Specifications GGG-G-17a, Type III, Class 2 for accuracy. Plastic pouch is included.

Shipping weight 5 ounces.

9 GT 4056 Set \$19.95

5 CRAFTSMAN Accurate Solid Steel Squares. True right angles inside and outside. Ground and hardened steel blades. Beam and blade pinned solidly. From England. Not scaled.

Catalog Number	Blade	Beam	Shpg. wt.	Each
9 GT 40401	2 3/4-in.	1 3/4-in.	5 oz.	\$4.72
9 GT 40402	3 3/4-in.	2 3/4-in.	6 oz.	5.48
9 GT 40403	4-in.	3-in.	8 oz.	5.78
9 GT 40404	6-in.	3 3/4-in.	14 oz.	6.88



6 Taper Leaf Gauge. Twenty-six leaves taper to 1/4-in. to reach tight places. Sizes .0015 to .025-in. thick. Steel.
9 GT 4094—Wt. 6 oz. \$6.25

7 CRAFTSMAN Inspector Mirror. 2 1/2 x 3 1/2-in. Adjusts to all angles. Handle telescopes 1 1/4 to 1 5/4 in.
9 GT 4098—Wt. 8 oz. \$2.48

8 CRAFTSMAN Desk Magnifier. Lens 2-in. diam., 1.7 power. Wt. 14 oz.
9 GT 40871 \$4.48

9 Pocket Magnifier. Double lens... 1 and 1 1/2-in. diam. Plastic case. Wt. 3 oz.
9 GT 40813 \$3.48

CRAFTSMAN® Dial and Vernier Calipers for toolmakers, machinists, anyone who needs precise measurements . . . accurate to .001 of an inch

Dial Caliper \$39.75

1 Made of rust-resistant stainless steel. With dull chrome-plated scales. English scale on beam. Adjustable bezel. Measuring range 0 to 6 inches. Scales read inside or outside. Balanced design for easy handling. With velvet-lined storage case. *Guaranteed one full year . . . see guarantee details on page 39. Japan.*

9 GT 40172—Wt. 1 lb. 4 oz. . . . \$39.75

Vernier Caliper with cam lock \$25.95

2 Main scales chrome-plated. Top in 1/20th mm, bottom in 1/1000ths inch. Rust resistant stainless steel. Recessed beam. 8 in. long. 5 1/8-in. capacity. Adjustable plates. *Guaranteed for one full year . . . see details on page 39. Japan.*

9 GT 40182—Wt. 10 oz. . . . \$25.95

Like (2) but without adj. plates.

9 GT 40181—Wt. 11 oz. . . . \$21.95

Vernier Caliper \$11.95

3 Stainless steel with polished finish. Automatic thumb lock. Precision ground measuring faces. Graduated on top at 1/20 mm, on bottom at 1/1000ths inch. Range 5.3 inches, 8 1/2 inches long. Converts readings between metric and inches. *Guaranteed 1 year . . . page 39. Italy.*

9 GT 40257—Shpg. wt. 8 oz. . . \$11.95

Vernier and Slide Calipers

4 Sears Vernier Caliper. Accurate to .01 of an inch. Reads from inside and outside. Use as depth gauge, too. Graduated in 16ths and 32nds of an inch. Big 5-in. capacity. Readings in 1/128ths inch. With roller adjustment. Made of polished steel.

9 GT 4022—Shpg. wt. 7 oz. . . . \$2.98

Sears Vernier Caliper. As (4), but with metric scale.

9 GT 40222—Shpg. wt. 6 oz. . . . \$2.98

5 CRAFTSMAN Pocket Slide Caliper. Inside measurement to 2 3/8-in., outside to 2 1/4. Reads "in" and "out". Graduated in 32nds and 64ths inch. Total 3-in. scale. Meets or exceeds Fed. Specs. GGG-C-95 for accuracy. Polished steel. Spring stops slide at scale top. *Guarantee . . . pg. 39.*

9 GT 4028—Shpg. wt. 3 oz. . . . \$5.38

CRAFTSMAN® Calipers, Dividers and Trammel

(6 thru 8) Flat-leg Dividers and Calipers. Steel with hardened points. Quick-adjusting. Meet Fed. Specs. GGG-C-95 for accuracy.

Item	Catalog No.	Size	Shpg. wt.	Price
6 Dividers	9 GT 38574	4 in.	4 oz.	\$3.22
	9 GT 38576	6 in.	6 oz.	3.48
7 Outside Calipers	9 GT 38594	4 in.	4 oz.	3.22
	9 GT 38596	6 in.	5 oz.	3.48
8 Inside Calipers	9 GT 38584	4 in.	4 oz.	3.22
	9 GT 38586	6 in.	6 oz.	3.48

9 Round-leg Calipers and Dividers. Tapered spool and stiff spring eliminate wobble. Polished steel. 6 in. long. Hermaphrodite and inside calipers meet Fed. Specs. GGG-C-95 for accuracy. Dividers meet Fed. Specs. GGG-D-351c, Type A, Class 2. Wt. 6 oz. each.

9 GT 38536—Hermaphrodite (shown) . . . \$5.77

9 GT 38526—Inside (not shown) . . . 5.77

9 GT 38516—Outside (not shown) . . . 5.77

9 GT 38506—Dividers (not shown) . . . 5.77

10 Adjustable Trammel. Steel . . . black finish. 3-in. points adjust. Meets Fed. Specs. GGG-T-661a, Type I, Class C for accuracy.

9 GT 4061—Shipping weight 9 ounces . . . \$9.77

Be sure to see the guarantee on page 39 . . . it applies to all CRAFTSMAN Precision Instruments

CRAFTSMAN® Scribes, Punch

11 Scriber with reversible tungsten-carbide tip. Scribes and engraves on hard metals, glass, plastics and ceramics. Magnet on end retrieves small screws, steel chips from drilled holes. Meets or exceeds Fed. Specs. GGG-S-131c for accuracy. Aluminum body . . . pocket clip.


9 GT 4078—Shipping weight 3 oz. . . . \$1.99

12 Double Scriber . . . 1 straight, 2 bent steel points. Knurled steel sleeve, replaceable, interchangeable tempered points. Lengths: 9-in. with short point, 12-in. with long point. Meets or exceeds Fed. Specs. GGG-S-131d for accuracy.

9 GT 4014—Shipping weight 4 ounces . . . \$1.68

13 Automatic Center Punch. Heat-treated knurled-steel body. Punches with hand pressure . . . no hammer needed. Spots metals, plastics. You adjust for light or heavy impression. Alloy-steel point 5-in. long, 1/2-in. diameter. Meets Fed. Specs. GGG-P-831c, Type II, Class B, Style 2, for accuracy.

9 GT 40541—Shipping weight 5 ounces . . . \$4.99



CRAFTSMAN® Gauges . . . Clamp Sets . . . Jack Screw®

14 Drill Gauge. Made of polished steel. Measures 29 fractional sizes, 1/16 to 1/2-inch. Shipping weight 5 ounces.

9 GT 4049— . . . \$2.98

Drill and Wire Gauge. Sizes 1 to 60. Index for taps. Not shown. Polished, hardened steel.

9 GT 4047—Shpg. wt. 5 oz. . . . \$2.98

15 Lathe-center Gauge. U.S. Standard 60°. Made of stainless steel. With graduations at 14th, 20th, 24th and 32nd inch.

9 GT 40642—Shpg. wt. 2 oz. . . . \$2.38

16 4-piece V-block and Clamp Set. Hardened tool steel V-blocks, precision ground for both square and parallel accuracy . . . measure 1 5/8x1 1/4x1 1/4 in. Clamps hold up to 1-inch round or irregular work material. Set includes 2 V-blocks and 2 clamps.

9 GT 4083—Wt. 2 lbs. 2 oz. . . . Set \$13.95

*CRAFTSMAN except (19), (20).

17 Circular Gauge. For measuring wire, sheet and plate sizes 0 to 36. American Standard for non-ferrous metals. Steel.

Shipping weight 6 ounces.

9 GT 4023 . . . \$6.78

18 V-thread Gauge. Pitches 4 to 84. Knurled. England. Hardened, rolled steel.

9 GT 4031—Shpg. wt. 5 oz. . . . \$9.48

19 Sears Toolmaker's Clamp with parallel steel jaws. Not Craftsman. Case-hardened jaws. Spring clip. Jaw length 2 1/4 inches. Capacity 0 to 1 inch.

9 GT 4481—Shpg. wt. 5 oz. . . . \$1.08

As above but 4 inches long. Capacity 0 to 2 inches.

9 GT 4488—Shpg. wt. 12 oz. . . \$1.58

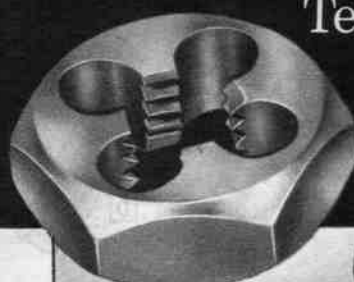
20 Sears Jack Screw. Maximum height 4 inches. Adjusts 1 inch. Lifts 1000 lbs. Not Craftsman.

9 GT 4088—Wt. 8 oz. . . . \$1.58

Tempered alloy steel Kromedge® Taps and Dies

Stay sharp longer than ordinary cutters.

Extra hard chrome plating resists rust and reduces friction to give you smooth cutting action. You can depend on **CRAFTSMAN®**



59-piece Tap and Die Set . . . \$79.99 now with all hex dies!

Makes 23 cuts . . . includes 23 taps, 23 dies (13 one-inch hex, eight 1 1/16-inch hex dies; 2 solid pipe dies). See table below for thread sizes, types. Five screw extractors (sizes 1 to 5); 2 tap-reamer wrenches (Nos. 4, 6); 1 tap wrench (for Nos. 4 to 12 taps); 2 adjustable-guide die stocks (1 and 1 1/16-in.); screwdriver; thread gauge. With Permanex® polyethylene case.
9 GT 52151—Shipping weight 13 pounds 12 ouncesSet \$79.99

40-pc. Tap and Die Set with round dies Adjustable . . . use with wrenches only



Set not shown. All round dies. Makes 17 cuts with 17 taps, 16 adjustable 1-in. round dies, 1 solid pipe die. See table below for sizes, types. Adjustable guide die stock. Number 4 tap reamer wrench, tap wrench, screw pitch gauge and screwdriver. Sectioned plastic case.
9 GT 52091—Wt. 4 lbs. 9 oz.Set \$39.99

Catalog Number	9 GT 52151			9 GT 52091		
Cuts National . . .	1/4-20	5/16-18	3/8-16	1/4-20	5/16-18	3/8-16
Coarse (USS) . . .	3/8-16	1/2-14	3/4-10	3/8-16	1/2-14	3/4-10
threads	1/2-13	3/4-10	1/2-13	1/2-13	3/4-10	1/2-13
Cuts National . . .	1/4-28	5/16-18	3/8-16	1/4-28	5/16-18	3/8-16
Fine (SAE)	3/8-16	1/2-14	3/4-10	3/8-16	1/2-14	3/4-10
threads	1/2-13	3/4-10	1/2-13	1/2-13	3/4-10	1/2-13
Cuts machine . . .	6-32	8-32	10-32	4-40	6-32	8-32
screw threads . . .	10-24	12-24	10-32	10-32	10-24	12-24
Pipe thread	1/8 and 1/4-inch			1/8-inch		

Rethreading Tools restore damaged threads


1 Tap Set for restoring internal coarse threads. Includes 6 National Coarse (USS) taps . . . one each 1/4, 5/16, 3/8, 1/2, 5/8 and 3/4-inches.
9 GT 52113—Wt. 10 oz.Set \$3.79

2 Tap Set for restoring fine threads (not shown). As (1) above, but with 6 National Fine (SAE) taps . . . one each 1/4, 5/16, 3/8, 1/2, 5/8 and 3/4-inches.
9 GT 52114—Wt. 10 oz.Set \$3.79

2 Die Set for restoring external coarse threads. Includes 8 National Coarse (USS) dies . . . one each 1/4, 5/16, 3/8, 1/2, 5/8, 3/4-inches.
9 GT 52111—Wt. 6 oz.Set \$4.69

Die Set for restoring fine threads (not shown). As (2), but with 8 National Fine (SAE) dies . . . one each 1/4, 5/16, 3/8, 1/2, 5/8, 3/4-inches.
9 GT 52112—Wt. 6 oz.Set \$4.69

3 12-pc. Tap and Hexagon Die Set. Five 1 1/16-in. hex dies, 5 standard taps: sizes 1/4-20, 10-24, 10-32, 8-32, 6-32. Tap wrench. Includes case.
9 GT 52118—Wt. 10 oz.Set \$7.49



41, 28 and 13-piece Tap and Die Sets with \$39.99 hex dies . . . use with wrenches or sockets

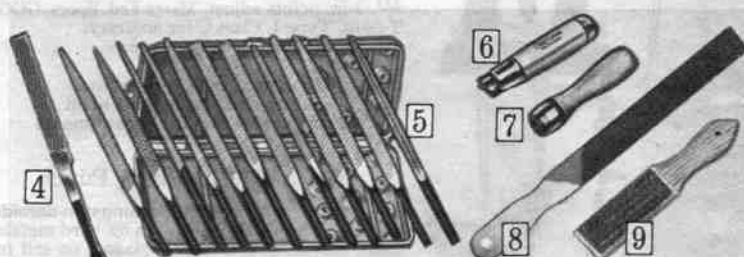
41-pc. set

41-piece Set. Use with 1-in. sockets; open or adjustable-end wrenches. With 17 taps and 17 dies . . . one solid pipe tap-and-die included (dies in 1-inch hexagon). See table below for thread sizes and types. Adjustable-guide die stock, tap reamer wrench, 2 "T" handle tap wrenches . . . one for 1/4 to 1/2-inch and one for 1/2 to 1-inch taps. Screw pitch gauge, screwdriver. Sectioned plastic case.
9 GT 5201—Shipping weight 4 pounds 15 ouncesSet \$39.99

28-piece Set. (Not shown.) Hex die set with 11 taps, 11 dies. (One solid pipe tap-and-die.) Adjustable-guide die stock, "T"-handle tap wrench, tap and reamer wrench, screw-pitch gauge, screwdriver. Dies 1-inch hexagon. See table below for thread sizes and types. Includes sectioned plastic case.
9 GT 5200—Shipping weight 3 pounds 12 ouncesSet \$32.99

13-piece Set. (Not shown.) Includes 5 cuts . . . 5 taps, 5 hex dies. Also one 1-inch adjustable-guide die stock and No. 4 tap wrench. Sectioned plastic case.
9 GT 52055—See sizes, types below. Shpg. wt. 2 lbs. 7 oz.Set \$13.99

Catalog Number	9 GT 5201			9 GT 5200			9 GT 52055		
Cuts National . . .	1/4-20	5/16-18	3/8-16	1/4-20	5/16-18	3/8-16	1/4-20	5/16-18	3/8-16
Coarse (USS) . . .	3/8-16	1/2-14	3/4-10	3/8-16	1/2-14	3/4-10	3/8-16	1/2-14	3/4-10
threads	1/2-13	3/4-10	1/2-13	1/2-13	3/4-10	1/2-13	1/2-13	3/4-10	1/2-13
Cuts National . . .	1/4-28	5/16-18	3/8-16	1/4-28	5/16-18	3/8-16	1/4-28	5/16-18	3/8-16
Fine (SAE)	3/8-16	1/2-14	3/4-10	3/8-16	1/2-14	3/4-10	3/8-16	1/2-14	3/4-10
threads	1/2-13	3/4-10	1/2-13	1/2-13	3/4-10	1/2-13	1/2-13	3/4-10	1/2-13
Cuts machine . . .	4-40	6-32	8-32	4-40	6-32	8-32	4-40	6-32	8-32
screw threads . . .	10-24	10-24	12-24	10-24	10-24	12-24	10-24	10-24	12-24
Pipe thread	1/8-inch			1/8-inch			1/8-inch		



CRAFTSMAN® Files and Accessories

4 Ignition File. Double cut. Measures 5 inches long. U.S. made.
9 GT 3119—Shpg. wt. 3 oz.59c

5 Die Maker's File Set. Swiss-pattern needle-point files. Kromedge. Medium cut, No. 2 files. Length 5 1/2 in. Set of 12. Imported from Western Europe.
9 GT 6759—Wt. 9 oz.Set \$7.47

6 Adjustable File and Tool Handle. For tang tools with tangs up to 1/4-inch in diameter. Use as handle for files, rasps, blades, etc. Shipping weight 6 ounces.
9 GT 6775Set \$1.47

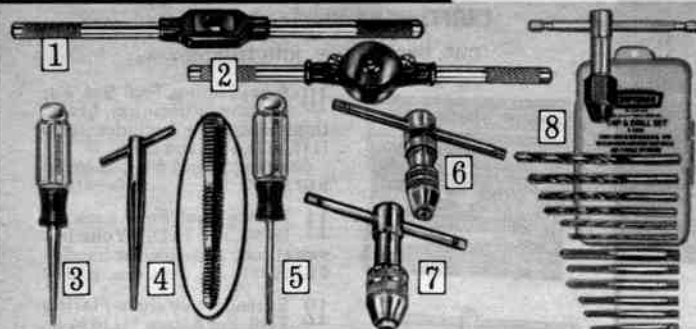
7 File Handles. Wood.

Cat. No.	Size	Shpg. wt.	Each
9 GT 67811	X-small	3 oz.	49c
9 GT 67812	Small	3 oz.	49c
9 GT 67813	Medium	4 oz.	49c

8 Power Mower, Garden-tool File. Double cut. Kromedge. Tang formed as file handle. Measures 8 inches long. Imported from Central Europe.
9 GT 3115—Shpg. wt. 7 oz.Set \$1.27

9 File Cleaning Brush. Also use to prepare rubber for vulcanizing. 8 1/2 in. long; 3/4 x 1 1/2 in. brush.
9 GT 6782—Shpg. wt. 4 oz.Set \$1.39

Sears Has a Credit Plan to Suit Most Every Need
See Big Book or ask for details



CRAFTSMAN® Tap and Die Accessories

1 Tap-and-Reamer Wrenches. Steel jaws. No. 4 Wrench. Takes 1/4 to 1/2-in. taps. 9 GT 5214—Shpg. wt. 10 oz.\$2.99
No. 6 Wrench. Takes 1/2 to 3/4-inch taps. 9 GT 52141—Shpg. wt. 1 lb. 10 oz.\$4.99

2 Adj. Guide Die Stocks. For round dies. 9 GT 52182—For 1-in. Wt. 14 oz.\$3.29
For 1 1/4-inch round dies, 1 1/4-in. hex dies. 9 GT 52181—Shpg. wt. 1 lb. 14 oz.\$5.49
For 1-inch hex dies. 9 GT 52185—Shpg. wt. 11 oz. 3.19

3 Hand Reamer. Reams 1/2 to 3/4-in. diam. 9 GT 5492—Shpg. wt. 6 oz.\$2.99

4 Taper-Reamer. Heat-treated steel. For 1/4 to 1/2-in. holes. 5 3/4 in. long. 9 GT 5479—Shpg. wt. 5 oz.\$3.29

5 CRAFTSMAN Poly Tap. 3 Kromedged® tap sizes on shank (6-32, 8-32, 10-24). 9 GT 5231—Shpg. wt. 5 oz.\$2.19

6 Adjustable Ratchet Tap Wrench. Hardened; centerless ground; fully polished. Self-equalizing jaws. Deep-seating teeth. Up to 3/4-in. capacity. Convenient "T" handle. 9 GT 4065—Wt. 12 oz.\$6.49

7 Tap Wrenches. For 1/4 to 1/2-inch taps and machine screw taps to size 14. 9 GT 4066—Wt. 8 oz.\$2.49
For 3/4 to 1-inch taps. 9 GT 4067—Wt. 15 oz. 3.59

8 Electricians' Tap and Drill Set. Six Kromedged machine taps (4-40, 6-32, 8-32, 10-32, 10-24, 1/4-20), plus exact high speed drills for each; polished flutes (sizes: 43, 36, 29, 25, 21, 7). "T" handle tap wrench. Case. 9 GT 5208—Wt. 10 oz. .Set \$7.49

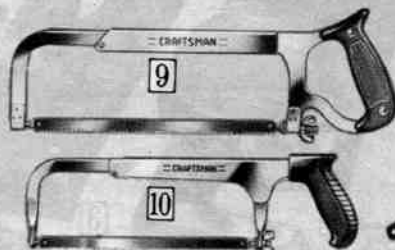


CRAFTSMAN® Hack saw

Front-end grip and tension wheel combine to keep blade rigid in any position **\$5.69**

Flush-cutting saw design. Storage chamber for up to six spare blades. Light, rugged die-cast aluminum frame; chrome-plated steel tube; plastic handle. Tension wheel tightens blade more securely than lock-nut on ordinary hacksaws. Six-position blade cuts flush—straight down and sideways. Holds 12-inch blade; one included. Order additional blades below. 9 GT 3559—Shipping weight 1 pound 9 ounces\$5.69

Other Hacksaws to do a variety of jobs



(9 and 10) Polished, nickel-plated saws—welded steel frame with reinforced back. Adjust to hold 10 or 12-in. blade. One 10-inch blade, 9 GT 65873 included. Order other blades separately from table below.

11 CRAFTSMAN close-quarter Hack saw. Die-cast aluminum handle. Uses any hacksaw blade; 10-inch blade included. 9 GT 35481—Wt. 12 oz.\$3.19

9 CRAFTSMAN flush-cutting Saw with full handle. Cuts in 6 different positions. Studs keep blade from twisting. Shockproof polyethylene grip for comfort, offset for firm control. 9 GT 3558—Shpg. wt. 2 lbs.\$4.17

10 CRAFTSMAN standard-cutting Saw with plastic pistol-grip. Cuts in 4 different positions; vertical or horizontal; to left or right. A handy saw to keep around the house. With pistol-grip handle. Shipping weight 1 lb. 12 oz. 9 GT 3562\$3.17

Sears Has a Credit Plan to Suit Most Every Need
See Big Book or ask for details

CRAFTSMAN® Individual Taps and Dies

Die Diam.	Size of item	Adjustable Round Dies			Hex Dies			Taps		
		Cat. No.	Wt.	Price	Cat. No.	Wt.	Price	Cat. No.	Wt.	Price
National Coarse (US) threads										
1 in.	1/4-20	9 GT 5226	3 oz.	\$1.29	9 GT 5227	3 oz.	\$1.19	9 GT 5222	2 oz.	69c
1 in.	5/16-18	9 GT 52269	3 oz.	1.29	9 GT 52279	3 oz.	1.19	9 GT 52222	2 oz.	79c
1 in.	3/8-16	9 GT 52261	3 oz.	1.29	9 GT 52271	3 oz.	1.19	9 GT 52221	3 oz.	89c
1 in.	1/2-14	9 GT 52262	3 oz.	1.29	9 GT 52272	3 oz.	1.19	9 GT 52223	3 oz.	\$1.09
1 in.	5/8-13	9 GT 52263	3 oz.	1.29	9 GT 52273	3 oz.	1.19	9 GT 52224	3 oz.	1.19
1 1/2 in.	1/2-13	9 GT 52264	4 oz.	2.99	9 GT 52274	4 oz.	2.99			
1 1/2 in.	5/8-12	9 GT 52265	4 oz.	2.99	9 GT 52243	4 oz.	2.99	9 GT 52225	4 oz.	1.69
1 1/2 in.	3/4-11	9 GT 52267	4 oz.	2.99	9 GT 52244	4 oz.	2.99	9 GT 52226	5 oz.	2.19
1 1/2 in.	7/8-10	9 GT 52268	4 oz.	2.99	9 GT 52245	4 oz.	2.99	9 GT 52227	7 oz.	2.69
National Fine (SAE) threads										
1 in.	1/4-28	9 GT 5225	3 oz.	\$1.29	9 GT 5228	3 oz.	\$1.19	9 GT 5221	2 oz.	69c
1 in.	5/16-24	9 GT 52259	3 oz.	1.29	9 GT 52289	3 oz.	1.19	9 GT 52211	2 oz.	89c
1 in.	3/8-24	9 GT 52251	3 oz.	1.29	9 GT 52281	3 oz.	1.19	9 GT 52212	3 oz.	89c
1 in.	1/2-20	9 GT 52252	3 oz.	1.29	9 GT 52282	3 oz.	1.19	9 GT 52213	3 oz.	\$1.09
1 in.	5/8-18	9 GT 52253	3 oz.	1.29	9 GT 52283	3 oz.	1.19	9 GT 52214	3 oz.	1.29
1 1/2 in.	1/2-18	9 GT 52254	4 oz.	2.99	9 GT 52246	4 oz.	2.99			
1 1/2 in.	5/8-16	9 GT 52256	4 oz.	2.99	9 GT 52247	4 oz.	2.99	9 GT 52215	4 oz.	1.69
1 1/2 in.	3/4-14	9 GT 52257	4 oz.	2.99	9 GT 52248	4 oz.	2.99	9 GT 52216	5 oz.	2.19
1 1/2 in.	7/8-12	9 GT 52258	4 oz.	2.99	9 GT 52249	4 oz.	2.99	9 GT 52217	7 oz.	2.69

Machine Screw Taps and Dies—all N.C. (except 10-32 is N.F.)

1 in.	4-40	9 GT 52232	3 oz.	\$1.29	9 GT 5229	3 oz.	\$1.19	9 GT 52192	2 oz.	59c
1 in.	6-32	9 GT 52235	3 oz.	1.29	9 GT 52293	3 oz.	1.19	9 GT 52194	2 oz.	59c
1 in.	8-32	9 GT 52237	3 oz.	1.29	9 GT 52291	3 oz.	1.19	9 GT 52196	2 oz.	59c
1 in.	10-24	9 GT 52239	3 oz.	1.29	9 GT 52292	3 oz.	1.19	9 GT 52198	2 oz.	69c
1 in.	10-32	9 GT 5224	3 oz.	1.29	9 GT 52293	3 oz.	1.19	9 GT 5220	2 oz.	69c
1 in.	12-24	9 GT 52241	3 oz.	1.29	9 GT 52294	3 oz.	1.19	9 GT 52201	2 oz.	69c

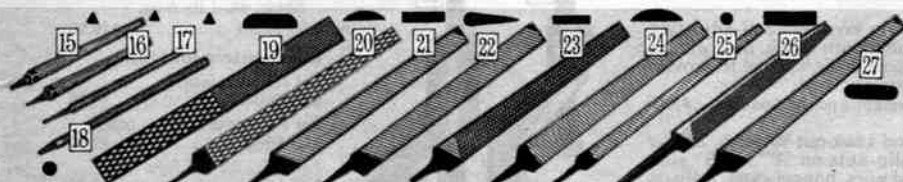
9 GT 5230—1/4-inch solid hex Pipe Die. NPT thread. Shpg. wt. 3 oz.\$1.19

(12 thru 14) CRAFTSMAN Hack saw Blades. From Sweden.

(A) Semi-flexible. Made of tungsten-alloy steel. Package of 5.

(B) High-speed design. Made of molybdenum alloy steel. Last ten times longer than (A). Comes in a handy package of 2.

	Teeth in.	Lgh. in.	Cuts through	A Catalog Number	Wt. oz.	Pkg.	B Catalog Number	Wt. oz.	Pkg.
12	32	10	Tubing to 1/2 in., thin metal sheets	9 GT 65875	5	\$1.07	9 GT 65885	4	\$1.27
		12		9 GT 65876	5	1.17	9 GT 65886	4	1.47
13	24	10	Iron pipe, med. tubing 1/2-1/2 in.	9 GT 65873	5	1.07	9 GT 65883	4	1.27
		12		9 GT 65874	5	1.17	9 GT 65884	4	1.47
14	18	10	Steel bars, brass, copper 1/2-1 in.	9 GT 65871	5	1.07	9 GT 65881	4	1.27
		12		9 GT 65872	5	1.17	9 GT 65882	4	1.47



CRAFTSMAN® Files and Rasps

(15 thru 27) Steel with hard chrome surfaces keep them cutting at top efficiency. Plastic cases. From Central Europe and India.

15 Slim Taper Files.
9 GT 31272—6 in. long. Wt. 3 oz.77c
9 GT 31273—7 inches long. Wt. 4 oz.77c
(16 and 17) Taper Files.

Catalog No.	Size	Shpg. wt.	Each
9 GT 31261	(16) Extra slim 4 inches	2 ounces	67c
9 GT 31262	6 inches	3 ounces	77c
9 GT 31332	(17) Double Extra slim 6 inches	3 ounces	87c
9 GT 31333	7 inches	4 ounces	97c

18 8-in. Chain Saw File. Double cut. Kromedged file. stays sharp and lasts longer than ordinary steel. Use for gasoline saws.

Cat. No.	Diam.	Chain pitch	Wt.	Each
9 GT 3116	1/4 in.	1/2 in.	4 oz.	\$1.27
9 GT 3110	3/8 in.	1/2 in.	4 oz.	1.27

Type	Catalog No.	Size	Shpg. wt.	Each
(19) Shoe Rasps	9 GT 31224 9 GT 31225	8 in. 10 in.	7 oz. 10 oz.	\$1.87 2.47
(20) Wood Rasps	9 GT 31215	10 in.	11 oz.	2.67
(21) Mill Files	9 GT 31292 9 GT 31294 9 GT 31295	6 in. 8 in. 10 in.	4 oz. 6 oz. 9 oz.	87c 1.17 1.37
(22) Crosscut Saw File	9 GT 3120	8 in.	6 oz.	1.67
(23) Flat Bastard File	9 GT 31254 9 GT 31255	8 in. 10 in.	7 oz. 12 oz.	1.27 1.67
(24) Half Round Bastard File	9 GT 31234 9 GT 31235	8 in. 10 in.	7 oz. 11 oz.	1.77 2.47
(25) Round Bastard File	9 GT 31242 9 GT 31244 9 GT 31245	6 in. 8 in. 10 in.	4 oz. 5 oz. 7 oz.	97c 1.17 1.37
(26) Warding File	9 GT 3132	4 in.	2 oz.	97c
(27) Mill File: Two round edges	9 GT 3128	8 in.	8 oz.	1.27

Pickup Tools and Magnets

28 Pickup Tool. Push button to open steel jaws; release button to close jaws. 9 GT 41332—12 in. long. Wt. 5 oz.\$1.27
9 GT 41331—24 in. long. Wt. 6 oz. 1.47


29 Flexible Magnet Pickup Tool. Coiled spring shaft. Permanent magnet head. Plastic handle. Bends around corners. Nickel-plated. Length 17 1/2 inches. 9 GT 4178—Shpg. wt. 5 oz.\$1.78

30 Magnetic Pickup Tool and Stud Finder. Alnico magnet at each end. With pocket clip. Measures 5 3/4 in. Pocket size. 9 GT 4001—Shpg. wt. 3 oz.99c

31 Magnetic Pickup Tool with Extension. Extends 26 1/2 inches. Lifts up to 8 ounces. Head moves at any angle. Double ball-and-socket joint. Fits conveniently into 16 1/4-in. tool kit. 9 GT 4132—Shpg. wt. 9 oz.\$2.47

32 CRAFTSMAN 3-in. Permanent Horse-shoe Magnet. Lifts up to 10 lbs. 9 GT 4003—Plastic frame. Wt. 4 oz.89c

Sears Has a Specialized Catalog for you. They're free just for the asking.



Professional-quality Pipe Wrenches with rugged drop-forged steel jaws

Heat-treated for
strength and durability



1 CRAFTSMAN® Reversing Chain Pipe Wrenches. Ratchet-type... reverse direction or take a new bite without removing wrench from work. More versatile than ordinary pipe wrenches. Use on irregularly shaped pipes, even for spin-on type oil filters.

4-inch outside diameter cap. Rugged 12-inch steel handle with 15-inch chain. Shipping wt. 1 lb. 12 oz.
9 GT 55713\$5.99

5-inch outside diameter cap. Maximum leverage heavy-duty 16-inch steel handle with 19½-in. chain. Shipping wt. 3 lbs. 5 oz.
9 GT 55714\$7.99

(2 and 3) Forged-steel jaws with milled teeth pitched to force work into the jaws, not out.

2 CRAFTSMAN® Heavy-duty. American-made... rugged, one-piece frame, housing and handle. Replaceable jaws. Exceed Fed. Specs. GGG-W-651c, Type II, Class A for strength.

Catalog Number	Size inches	Fits pipe outside diam.	Shipping weight pounds	Shipping weight ounces	Price
9 GT 55675	8	1 in.	1	1	\$3.89
9 GT 55676	10	1½ in.	2	2	4.89
9 GT 55677	14	2 in.	3	14	6.89
9 GT 55678	18	2½ in.	6	3	8.99
9 GT 55679	24	3 in.	9	15	14.50
9 GT 5567C	36	5 in.	19		29.50

(3) Heavy-duty. Made in Japan.

Catalog Number	Size inches	Fits pipe outside diam.	Shpg. wt. lbs.	Shpg. wt. oz.	Price
9 GT 30856	8	1 in.	1	3	\$3.39
9 GT 30851	10	1½ in.	1	12	4.69
9 GT 30852	14	2 in.	3	8	5.99
9 GT 30854	18	2½ in.	5	13	8.49

Professional-quality Plumbing Wrenches

4 Angle Tapered Seat Wrench. "L" shaped to give you just the right angle to remove or insert all types of faucet seats. Fits square or hex holes... step style gives a positive grip—no more stripping. Cadmium-plated steel resists rust. Durable construction means long life and lasting dependability.
9 GT 55652—Shipping weight 11 ounces\$2.79

5 CRAFTSMAN Basin Wrench. Self-adjusting forged steel jaws with return spring. Built with an extra-long, 11-inch handle that's squared to provide a firm grip for even a sweaty hand.
9 GT 55683—Shipping weight 1 pound 4 ounces...\$3.49

6 Adjustable Slip and Lock-nut Wrench. Sliding jaws shaped for slip-nuts on "P" or "S" sink traps, lock-nuts, spud nuts, bonnet caps. Adjusts from ¼ to 3 in. Durable cadmium-plated malleable iron gives lasting dependability. 10½ in. long.
9 GT 55651—Shipping weight 1 lb. 10 oz.\$5.49


7 Big Strap Wrench. Designed to guard against damage to finish of nickel, chrome-plated or plastic pipes and tubing. With 12-in. handle, Nylon strap adjusts quickly, easily. ½ to 2-in. capacity.
9 GT 55708—Shipping weight 2 lbs. 2 oz.\$6.99

Steel Stamping Sets


8 Marks permanently on leather, plastic, wood or metal. Includes A to Z and period. Wooden box.
9 GT 37924—½-in. size. Wt. 1 lb. 12 oz.Set \$8.79
9 GT 37925—¾-in. size. Wt. 2 lbs. 11 oz.Set 9.79

9 Steel Number Stamping Sets. Like (8) but numbers 0 to 9 instead of letters. No. 6 inverts to 9. No period. Comes with wooden box.
9 GT 37912—½-in. size. Wt. 15 oz.Set \$3.49
9 GT 37913—¾-in. size. Wt. 1 lb. 5 oz.Set 4.29

CRAFTSMAN® Flaring Tools . . cut, bend, flare, join tubing



10 9-pc. Flaring Tool Set. For copper, aluminum, brass, thinwall tubing. Includes items (11), (13), (15) and case. Shipping weight 6 lbs. 12 oz.
9 GT 55271Set \$16.50



11 Flaring Tool. For 7 sizes: ⅜ to ⅝-inch O.D.* Yoke has swivel cone and slide-bar handle.
9 GT 55371—Wt. 2 lbs. 4 oz.\$8.99




12 Extra-heavy-duty Flaring Tool. For 8 sizes: ⅜ to ¾-in. O.D.* Rigid, ductile iron frame. Steel die bar, spring-loaded handles. Plunger centers tool. Meets Federal Specs. GGG-F-451a.
9 GT 55481—Shpg. wt. 3 lbs.\$18.50



13 6-pc. Tube-bending Set. For tubing with ¼ to ⅝-inch outside diameter. Tempered, spring-steel tubes with flared ends. Cadmium plated to resist rust. Meets Fed. Specs. GGG-B-191a. Shpg. wt. 1 lb. 15 oz.
9 GT 55411Set \$2.99



14 Close-quarter Tubing Cutter. Capacity from ¼ to ½-in. O.D.* tubing. For small areas where standard cutters cannot operate. Needs only 1½-in. clearance. Alloy steel cutting wheel.
9 GT 5560—Shpg. wt. 6 oz.\$2.59



15 Tubing Cutter. 1-inch O.D.* capacity. Alloy steel cutting wheel, 2 facing rollers. Slide-lock reamer. Feed knob.
9 GT 5533—Wt. 12 oz.\$2.69



16 Heavy-duty Tubing Cutter. Capacity up to 1½-in. O.D.* Two alloy steel cutting wheels; 2 facing, flare groove rollers. Cuts cleanly with little burring. Slide-lock, retractable safety reamer. Large, easy-grip feed knob. Enclosed feed design.
9 GT 5531—Shpg. wt. 15 oz.\$4.29



17 Tubing Cutter. ¼ to 1½-in. O.D.* capacity... use for sink drain tubing. Alloy steel cutting wheel, 2 rollers. Twin reamers. Zinc frame. Feed knob.
9 GT 5528—Wt. 1 lb. 6 oz.\$4.99

Tools for Plastic Pipes

(18 and 19) Tubing Cutters. Makes square, clean cuts. Spring-action snap release at end of cutter slides quickly to size of pipe. Cuts PE and ABS-type pipe.



18 2-in. cutter. O.D.* capacity from ¼ to 2½ in. Shpg. wt. 1 lb. 6 oz.
9 GT 55041\$19.99



Extra cutters for (18).
For copper tubing.
9 GT 55044—Wt. 10 oz.\$1.39
For PE and ABS-type pipe.
9 GT 55045—Wt. 10 oz.\$2.69
For PVC, CPVC pipe.
9 GT 55046—Wt. 10 oz.\$2.29



19 3-in. cutter. O.D.* cap. from ¾ to 3½ in. Shpg. wt. 2 lbs. 10 oz.
9 GT 55042\$24.99

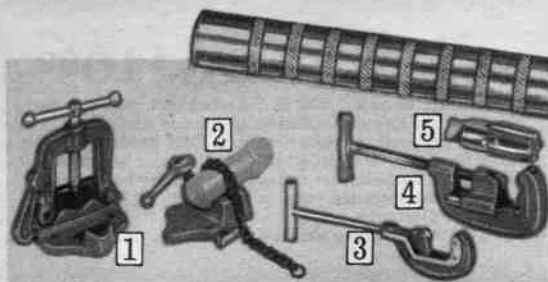


Extra cutters for (19).
For copper pipe.
9 GT 55037—Wt. 10 oz.\$1.69
For PE and ABS-type pipe.
9 GT 55038—Wt. 10 oz.\$3.29
For PVC and CPVC-type pipe.
9 GT 55039—Wt. 10 oz.\$2.29

20 Bevel and Deburring Tool. One easy turn produces ⅜-in., 15° bevel for strong leakproof joints on pipe from 1¼ to 4 in.
9 GT 55043—Wt. 14 oz.\$13.49

*O.D. means outside diameter.






Vises, Taps and Cutters

- 1 Pipe Vise.** Malleable iron frame. Steel jaws. Easy release with pipe support. Takes $\frac{1}{4}$ to $1\frac{1}{2}$ -in. outside diam. pipe. 9 GT 55511—Shpg. wt. 3 lbs. 15 oz.\$11.49
- 2 Chain-type Pipe Vise.** 8000-lb. breaking strength. Ductile iron frame, jaws. Takes $\frac{1}{4}$ to 3-in. outside diameter pipe. 9 GT 5557—Shpg. wt. 5 lbs. 10 oz.\$16.50
- 3 Saunders-type Pipe Cutter.** With one thin, tool-steel cutting wheel and two hardened-steel rollers.
- No. 1. Cuts $\frac{1}{4}$ to 1-in. outside diameter pipe. 9 GT 55023—Shpg. wt. 2 lbs. 15 oz.\$10.99
- No. 2. Cuts $\frac{1}{2}$ to 2-in. outside diameter pipe. 9 GT 55024—Shpg. wt. 5 lbs. 7 oz.\$14.50
- Replacement Cutting Wheels.** No. 1 is for 9 GT 55023, former 9-55021. No. 2 is for 9 GT 55024, former 9-55022.
- 9 GT 55031—No. 1. Shpg. wt. 2 oz.\$2.29
- 9 GT 55032—No. 2. Shpg. wt. 2 oz.\$2.29
- 4 CRAFTSMAN Pipe Cutter.** Heavy-duty professional quality. Alloy-steel cutting wheel. Two rollers. No. 2 size; cuts $\frac{1}{4}$ to 2-in. outside diameter pipe. 9 GT 55072—Shipping weight 6 lbs.\$29.99
- Replacement Cutting Wheel for (4).** 9 GT 55033—Shipping weight 2 oz.\$2.19

5 Taper-style Pipe Tap. Kromedge®, chrome-plated. Self-threading. Meets Fed. Specs. GGG-T-60 for quality.

Catalog No.	Size	Threads per in.	Shpg. wt.	Each
9 GT 54531	$\frac{1}{8}$ -in.	27	3 oz.	99c
9 GT 54532	$\frac{1}{4}$ -in.	18	4 oz.	\$1.19
9 GT 54533	$\frac{3}{8}$ -in.	18	5 oz.	1.59
9 GT 54534	$\frac{1}{2}$ -in.	14	6 oz.	2.39
9 GT 54535	$\frac{3}{4}$ -in.	14	10 oz.	3.69
9 GT 54536	1-in.	11½	1 lb.	5.49



Drain Augers and Rubber Force Cups

- (6 and 7) Self-storing Drain Augers.** Tough $\frac{1}{4}$ -in. coil rolls up into rust-resistant steel container.
- 6 Professional-quality.** Wire coil. Tumble head with 2 universal joints; turns sharp corners. 25 ft. long. 9 GT 55356—Shpg. wt. 6 lbs. 8 oz.\$11.49
- 7 Standard-quality.** Flexible spring steel coil. 15 ft. long. 9 GT 5547—Shpg. wt. 3 lbs. 12 oz.\$5.55
- 8 Flat Sewer Rods.** Cadmium-plated spring steel, $\frac{1}{16}$ -in. thick. Revolving spear point. Handle grips rod at any point. Steel frame for storage.
- | Catalog Number | Length | Width | Shpg. wt. | Price |
|----------------|--------|--------------------|-----------|---------|
| 9 GT 5509C | 50 | $\frac{1}{4}$ -in. | 8 lbs. | \$10.99 |
| 9 GT 55391C | 75 | $\frac{3}{4}$ -in. | 12 lbs. | 19.50 |
| 9 GT 5540C | 100 | $\frac{3}{4}$ -in. | 16 lbs. | 22.50 |
- 9 Hook-and-Cleanout Auger.** Thin, flat clock-spring steel. 25 feet long. $\frac{1}{4}$ -inch wide. Includes holder. 9 GT 5532—Shpg. wt. 1 lb. 2 oz.\$1.99
- 10 Drain and Trap Auger.** Extra-flexible, $\frac{3}{8}$ -in. coiled steel spring. Auger handle grips spring at any point.
- | Catalog Number | Length | Shipping weight | Price |
|----------------|--------|-----------------|--------|
| 9 GT 55381 | 15 ft. | 3 lbs. 13 oz. | \$3.99 |
| 9 GT 55362 | 25 ft. | 6 lbs. 2 oz. | 5.50 |
| 9 GT 55345 | 50 ft. | 12 lbs. 2 oz. | 10.50 |
- 11 Coil-type Cleanout Auger.** Zinc-plated steel coil spring. 6-feet long. $\frac{1}{4}$ -in. diameter. Wire hook included. 9 GT 5530—Shipping weight 1 lb. 2 oz.\$2.29
- 12 Closet Bowl Auger.** Flexible coil of zinc-plated, spring steel slides in tube. Extends 3 feet. $\frac{5}{8}$ -feet in length. 9 GT 5534C—Shipping weight 3 lbs.\$3.49
- (13 and 14) Rubber Force Cups.** With 23-in. wood handles and $\frac{5}{8}$ -in. diam. high-grade rubber cup.
- 13 One-way.** Cup ribbed on inside. 9 GT 55231—Shipping weight 14 oz.79c
- 14 Two-way.** Cup ribbed inside and out. Extend bottom for drains; tuck in at bottom for sinks. 9 GT 55232—Shipping weight 1 lb. 8 oz.\$1.79

Ratchet-action Pipe Threaders



2x2-in.
Threader Stock alone
\$19.99

- 15 Heavy-duty Threader Stock.** Ratchet action makes threading easy.
- Stock for use with 2x2-in. dies.**
9 GT 54802—Shpg. wt. 4 lbs. 5 oz.\$19.99
- Stock for use with 2½x2½-in. dies.**
9 GT 54803—Shpg. wt. 4 lbs. 15 oz.\$20.99
- Stock for use with 4x4-in. dies.**
9 GT 54804C—Shpg. wt. 7 lbs.\$29.99
- 17 Half-pint can of Thread-cutting Oil.** Preserves die tempers. 9 GT 55211—Shipping weight 12 ouncesCan \$1.29
- One-quart can of Thread-cutting Oil.** Preserves die tempers. 9 GT 55212—Shipping weight 2 pounds 6 ouncesCan 1.99

CRAFTSMAN® Professional Quality Dies and Bushings

- 18 Solid Pipe Dies.** Fit 2x2-in. stock. Chip-ejecting and self-feeding.
- Shpg. wt. 10 oz. ... Each \$8.50
- | Catalog Number | For pipe diam. |
|----------------|---------------------|
| 9 GT 55101 | $\frac{1}{4}$ -inch |
| 9 GT 55102 | $\frac{3}{8}$ -inch |
| 9 GT 55103 | $\frac{1}{2}$ -inch |
| 9 GT 55104 | $\frac{3}{4}$ -inch |
| 9 GT 55105 | 1-inch |

- 19 Guide Bushings.** Solid construction. Use with 2x2-in. solid dies only.
- Shpg. wt. 8 oz. ... Each \$1.99
- | Catalog Number | For pipe diam. |
|----------------|---------------------|
| 9 GT 5464 | $\frac{1}{4}$ -inch |
| 9 GT 54641 | $\frac{3}{8}$ -inch |
| 9 GT 54642 | $\frac{1}{2}$ -inch |
| 9 GT 54643 | $\frac{3}{4}$ -inch |
| 9 GT 54644 | 1-inch |

Complete 2x2-in. Set. Save \$9.22. Separate prices total \$76.72. Includes everything you need... 2x2-in. stock, rack, dies and bushings for $\frac{1}{4}$, $\frac{3}{8}$, $\frac{1}{2}$, $\frac{3}{4}$, and 1-in. pipe. Comes with big $\frac{1}{2}$ -pt. thread cutting oil.

9 GT 5387C—Shipping weight 11 poundsSet \$67.50

2x2-in. Set. Save \$6.24. Separate prices total \$55.74. As above except no dies or bushings for $\frac{1}{4}$ or $\frac{3}{8}$ -in. pipe.

9 GT 5396C—Shipping weight 10 poundsSet \$49.50

- 20 Solid Pipe Dies.** Fit 2½x2½-in. stock. Chip-ejecting and self-feeding.
- Shpg. wt. 14 oz. ... Each \$8.99
- | Catalog Number | For pipe diam. |
|----------------|---------------------|
| 9 GT 54701 | $\frac{1}{4}$ -inch |
| 9 GT 54702 | $\frac{3}{8}$ -inch |
| 9 GT 54703 | $\frac{1}{2}$ -inch |
| 9 GT 54704 | $\frac{3}{4}$ -inch |
| 9 GT 54705 | 1-inch |
| 9 GT 54706 | 1½-inch |

- 21 Guide Bushings.** Solid construction. Use with 2½x2½-in. dies only.
- Shpg. wt. 9 oz. ... Each \$2.59
- | Catalog Number | For pipe diam. |
|----------------|---------------------|
| 9 GT 5465 | $\frac{1}{4}$ -inch |
| 9 GT 54651 | $\frac{3}{8}$ -inch |
| 9 GT 54652 | $\frac{1}{2}$ -inch |
| 9 GT 54653 | $\frac{3}{4}$ -inch |
| 9 GT 54654 | 1-inch |
| 9 GT 54655 | 1½-inch |

2½x2½-in. Set. Save \$12.65. Separate prices total \$72.15. Includes 2½x2½-in. stock dies and bushings for $\frac{1}{4}$, $\frac{3}{8}$, 1 and 1½-in. pipe. Also with rack, $\frac{1}{2}$ -pt. thread cutting oil.

9 GT 5391C—Shipping weight 14 lbs.Set \$59.50

- 22 Solid Pipe Dies.** Fit 4x4-in. stock. Chip-ejecting and self-feeding.
- Shpg. wt. 1 lb. 6 oz. Ea. \$12.50
- | Catalog Number | For pipe diam. |
|----------------|---------------------|
| 9 GT 54721 | $\frac{1}{2}$ -inch |
| 9 GT 54722 | $\frac{3}{4}$ -inch |
| 9 GT 54723 | 1-inch |
| 9 GT 54724 | 1½-inch |
| 9 GT 54725 | 1½-inch |
| 9 GT 54726 | 2-inch |

- 23 Guide Bushings.** Solid construction. Use with 4x4-in. dies only.
- Shpg. wt. 12 oz. ... Each \$3.69
- | Catalog Number | For pipe diam. |
|----------------|---------------------|
| 9 GT 5466 | $\frac{1}{2}$ -inch |
| 9 GT 54661 | $\frac{3}{4}$ -inch |
| 9 GT 54662 | 1-inch |
| 9 GT 54663 | 1½-inch |
| 9 GT 54664 | 1½-inch |
| 9 GT 54665 | 2-inch |

4x4-in. Set. Save \$21.16. Separate prices total \$74.66. Includes 4x4-in. stock; dies and bushings for 1½, 1½, and 2-in. pipe. Also with $\frac{1}{2}$ -pint thread cutting oil.

9 GT 5388C—Shipping weight 16 lbs.Set \$56.50

Regular-action Pipe Threading Set \$28.50

- 24 CRAFTSMAN Solid 2-die Pipe Threader Set.** 2x2-in. dies. Self-feeding, inserted tool steel cutters. Solid guide bushings. Cuts threads on pipes with $\frac{1}{2}$ and $\frac{3}{4}$ -in. outside diameters. Taper threads provide tight joints. Includes $\frac{1}{2}$ -pint of thread-cutting oil.
- 9 GT 5524—Shipping weight 5 lbs. 14 oz.Set \$28.50

- 25 Guide Bushings.** For use with pipe threader 9 GT 5524 above with solid 2x2-in. dies only. Shpg. wt. each 8 ounces.
- 9 GT 5463—For $\frac{1}{4}$ -in. pipe diameter\$1.99
- 9 GT 54631—For $\frac{3}{8}$ -in. pipe diameter1.99
- 9 GT 54632—For $\frac{1}{2}$ -in. pipe diameter1.99
- 9 GT 54633—For $\frac{3}{4}$ -in. pipe diameter1.99
- 9 GT 54634—For 1-in. pipe diameter1.99



The HOT ONES... a family of easy-lighting Propane Torches and Kits

Patented flow
regulator equalizes
flow and burn rate
for steady flame
and temperature

Press instant
action lever
for immediate
flame... release
and flame
returns to pilot

Built-in
orifice needs
no replacing...
patented double
filter prevents
sputtering at any angle

CRAFTSMAN® Torches Alone

Without instant
action lever

With instant
action lever

\$499

\$769

Order Torches below

CRAFTSMAN®
13-piece Kit with
Instant-action Torch
\$1299

13-pc. Kit. Hot tip torch heats to over 2,300° F. Instant-action lever controls fuel for quick, easy stops and starts, so you won't waste a lot of fuel. Thirteen piece kit includes: fuel-saving torch (with pencil flame burner and cylinder); extra propane cylinder; utility burner; spark lighter; 6 extra flints for lighter; and a handy plastic case for carrying and storing. Also includes a small soldering tip and flame spreader that fit the pencil flame and utility burners, respectively. UL listed. See guarantee at right.
9 GT 54285N—Shipping weight 7 pounds* Kit \$12.99

Instant-action Torch alone. Pencil flame burner, cylinder included. Lever for quick, easy stops and starts... less fuel wasted.
9 GT 54281N—UL listed. Shipping weight 3 lbs.* \$7.69

Regular-action Torch alone. As above, but without lever.
9 GT 54251N—UL listed. Shipping weight 3 lbs.* \$4.99



CRAFTSMAN® 6-piece Torch Kit **\$1069**

Torch heats to over 2,300° F. Patented flow regulator provides steady flame. Exclusive 20-micron filter built into torch... no need to replace orifices. Case hardened needle valve for positive shutoff. Includes regular action torch (with pencil flame burner and cylinder); utility burner; spark lighter; flame spreader; small soldering tip; plastic case. UL listed. See guarantee below.
9 GT 54261N—Shipping weight 4 pounds* Kit \$10.69

Propane Torch Accessories



1 Replacement Propane Cylinder. Fits Sears torches, most other makes. Holds 14.1-oz. by wt., 26.7 fl. oz. Shipping weight each 3 lbs.*
9 GT 5491N Each \$1.34; 2 for \$2.48

2 Spark Lighter. Protective cap shields you from sparks. Includes 1 flint.
9 GT 5440—Shpg. wt. 4 oz. 49c

3 Extra Flints for lighter (2) above. Handy slide-package of 6 flints.
9 GT 54405—Shpg. wt. 2 oz. Pkg. 49c

4 Utility Burner. For general work with the "HOT ONES". Less concentrated flame than pencil-flame burner.
9 GT 54287—Shpg. wt. 5 oz. \$1.95

5 Flame Spreader. For the "HOT ONES". Fits over utility burner (4) above.
9 GT 54289—Shpg. wt. 5 oz. \$1.49

6 Soldering Tip. For "HOT ONES." Fits over pencil-flame burner.
9 GT 54288—Shpg. wt. 5 oz. \$2.29

7 Utility Burner. Broad flame for thawing pipes, general work. Use with former torches 9-54203, 9-54213.
9 GT 5461—Shpg. wt. 5 oz. \$2.39

8 Flame Spreader. Use with our former torches. Fits utility burner (7).
9 GT 5417—Shpg. wt. 3 oz. \$1.39

9 Soldering Tip. Use only with former propane torches 9-54203 and 9-54213. Tip measures 3/8-inch in diameter.
9 GT 5433—Shpg. wt. 3 oz. \$2.39

10 Pencil-flame Burner. Narrow flame for doing precise work accurately. Delivers hotter temperature than pencil-flame burner below. Use only with former torches 9-54203 and 9-54213.
9 GT 5462—Shpg. wt. 5 oz. \$2.69

Pencil-flame Burner. (Not shown.) Similar to burner (10) above, but with pointed flame pattern. Designed for use in hard-to-reach spots.
9 GT 5415—Shipping weight 5 oz. \$2.49

11 Burner orifices for burner 9 GT 5415 above. Package of two.
9 GT 54005—Shpg. wt. 3 oz. Pkg. 79c

Orifices for burner 9 GT 5462 above. Package of two.
9 GT 54606—Shpg. wt. 3 oz. Pkg. 79c

Orifices for burner 9 GT 5461 above. Package of two.
9 GT 54605—Shpg. wt. 3 oz. Pkg. 79c



Jumbo Propane Cylinder... great for camping accessories

12 Extra convenience for hunting, camping or cooking out. Big capacity means you won't have to change cylinders as often on those camp stoves, lanterns, or other propane accessories. Tank holds 16.4-oz. by weight, 31.1 fluid oz.
9 GT 54912N—Shipping weight 3 pounds* \$1.55

***Note to Alaska and Hawaii customers:** Propane cylinders must, by law, be shipped via surface transport. Please check parcel post information before ordering.

GUARANTEE FOR PROPANE TORCHES
CRAFTSMAN® Propane Torches are unconditionally guaranteed to give complete satisfaction or return them to any Sears store for free replacement.

CRAFTSMAN® Glue Guns

Heavy-duty Gun

- Convenient trigger operation
- Uses big 4-in. glue sticks... needs refilling less often

\$966

Trigger control allows even glue application. Preset thermostat assures the precise temperature for the most accurate bond. The patented design of the aluminum melting chamber gives additional capacity and insures that the glue is dispensed at the same proper temperature.

Includes three 4-in. glue sticks... odorless and non-toxic. Bonds within 60 seconds. Bonds wood, leather, fabrics, hardboard, canvas, paper, tile, ceramics and plastics... no clamping is required. Lightweight for easy handling. Heat-resistant phenolic handle. Gun measures 8x2 1/4x7 in. high. For 110-120-v. 60-c. AC. 160 watts.
9 GT 80524—Shpg. wt. 1 lb. 13 oz. \$9.66

Extra Glue Sticks for above. Four inches long.
9 GT 80525—Package of 6. Shpg. wt. 5 oz. Pkg. \$1.27
9 GT 80526—Box of 27. Shpg. wt. 15 oz. Box 3.39

Medium-duty Gun with automatic flow-control nozzle

\$533

Tackles a wide range of bonding jobs on wood, plastic or metal. Glues or cauls instantly... 90% bonding strength in less than a minute. Valve controls glue flow... flow stops when you release pressure on stick... no messy overflows. Use sealer for waterproof caulking in bathtubs, tile, boats and gutters. Includes four glue sticks and three sealer sticks. Six-foot long cord. UL listed. Operates on 110-120-volt, 60-cycle, AC. 65 watts. Order extra glue sticks below.
9 GT 80514—Shipping weight 1 pound 4 ounces \$5.33

Extra Glue Sticks for above. Box of 60 sticks.
9 GT 80517—Shipping weight 14 oz. Box \$2.69

SHIPPING NOTE: For "N" items (as 9GT5491N) see "N" suffix, page 96.



Cordless Soldering Iron Kit

Use it outdoors, anywhere for
on-the-spot convenience

Complete Kit **\$17.99**

CRAFTSMAN® Extra convenience indoors... easy to maneuver—and no need to work near an outlet. Great for soldering wiring with the current shut off. Outdoors it's almost a must... use it anywhere a plug-in iron just can't go. For hobbyists, electricians, home owners, repairmen. Built-in work light illuminates work area. Weighs only 6 ounces, measures just 8 inches long. Excellent for hard-to-get-at areas where a cord can be a real nuisance.

Powered by long-life, nickel-cadmium batteries. Recharges completely overnight... begins recharging immediately for multi-connection work. Pushbutton heat control... heats up to 700° F. in 5 seconds.

Tip performance up to 50 watts; "Iso-tip" construction eliminates heat build-up, electrical leakage, and the need for grounding. Kit includes iron, one replaceable tip, convenient wall-mount bracket, instructions, and 110-120-v., 60-cycle recharger. AC. UL listed.

Shpg. wt. 1 lb. 4 oz.
9 GT 53802.....\$17.99

Replacement Tips for above.

Shipping weight each 3 ounces.
9 GT 53805—Regular.....Each \$2.29
9 GT 53806—Fine.....Each 2.79

Single-heat Gun **\$5.99** reaches into tight places

Medium-duty 100-watt Gun. General purpose. Comfortable pistol-grip handle. On-off trigger. Rests upright when cooling or not in use. Nichrome element, pyramid tip. Lightweight plastic housing. UL listed. 6-ft. cord. 110-120-v., 60 Hz. AC. Not Craftsman.

9 GT 52831—Shpg. wt. 1 lb. 5 oz.....\$5.99

2-heat Soldering Guns

- Trigger lets you change heats fast
- Built-in pre-focused work light
- Heats up fast...ready to use in seconds



Light-duty Kit with 100-140-watt gun **\$11.99**

Heavy-duty Kit with 150-230-watt gun **\$14.99**

CRAFTSMAN® This versatile gun delivers a steady flow of heat until you release the trigger to turn it off. Long, slim extra-strong copper tip lets you work in tight spaces. Compact balanced design lets you work in comfort for longer periods. Rests upright when not in use... no need to wait for gun to cool down. High-impact plastic housing won't crack, chip or peel. UL listed for 110-120-volt, 60 cycle AC. Six-foot cord. Kits include durable plastic storage case.

Kit with 100-140-watt Gun (9 GT 52841 below). Two soldering tips, one plastic-cutting tip, one heat-sealing tip. Coil of solder. Wt. 4 lbs. 9 oz.

9 GT 52844.....Kit \$11.99

100-140-watt Gun only. Use only LO heat for small intricate jobs, HI heat for general purpose use. Wt. 3 lbs. 2 oz.

9 GT 52841.....\$8.99

Kit with 150-230-watt Gun (9 GT 52851 below). Two soldering tips, one plastic-cutting tip, one heat-sealing tip. Coil of solder. Wt. 5 lbs. 1 oz.

9 GT 52855.....Kit \$14.99

150-230-watt Gun only. Use only LO heat for general soldering jobs. Use HI heat for heavy-duty jobs. Wt. 3 lbs. 10 oz.

9 GT 52851.....\$11.99

Replacement Tips for Guns above. Packages of two. Wt. each 3 oz.

9 GT 52836—General-duty tips.....Package \$1.49

9 GT 52837—Heat-sealing tips.....Package 1.49

9 GT 52838—Plastic-cutting tips.....Package 1.49

*Not recommended for asphalt or plastic floor tile.

Soldering? We have the right solder for almost any job!



A word about solder. Generally, the higher the tin-to-lead ratio a solder has, the stronger the bond will be.

(1 thru 3) For soldering all metals except aluminum. Non-corrosive.

1 Soldering Fluid. Use as flux. In handy 6-ounce squeeze bottle. Shipping weight 12 ounces
9 GT 8073.....Bottle 59c

2 Paste Solder. Combination flux, solder, cleaner in 4-ounce tube. 50% tin, 50% lead. Quick-acting.
9 GT 80811—Shpg. wt. 7 oz....Tube \$1.85

3 Soldering Paste. Three-ounce can.
9 GT 80751—Shpg. wt. 8 oz....Can 49c

4 Solid Sal Ammoniac. Four-ounce pkg. Use for cleaning, tinning.
9 GT 8071—Shpg. wt. 7 oz.....Pkg. 39c

5 Aluminum Brazing Alloy and Flux. For aluminum castings and brazing aluminum to nickel alloys, copper and other dissimilar metals. Approx. 96 in. long, .35-oz. tube of flux.
9 GT 80994—Shpg. wt. 5 oz.....\$1.59

6 Silver Solder and Flux. For alloy steel. Approximately 60 inches long, .35 ounce flux.
9 GT 80993—Shpg. wt. 4 oz.....\$1.89

7 Stainless Steel Solder and Flux. For non-electrical soldering of stainless steel, chrome and nickel alloys. Lead-free. Approximately 100 inches long, .35 ounces flux.
9 GT 80992—Shipping weight 5 oz....\$1.65

8 General-purpose Tinker Bar Solder with Flux Gel. Cleans surface, stays in position for easy soldering. Two-oz. solder bar (40% tin, 60% lead) and one-oz. tube of flux. Not for electrical use.
9 GT 80921—Shipping weight 6 oz....\$1.25

9 Wire Solder. Meets Federal Specs. QQ-S 571d. Acid and rosin-core solders have flux in core... need no paste.

Catalog Number	Quantity	Tin/lead Ratio	Shpg. wt.	Each
Solid Wire Solder plus flux. For non-elect. work				
9 GT 80531	1-lb. spool	40/60	1 lb. 4 oz.	\$4.89
9 GT 80541	1-lb. spool	50/50	1 lb. 4 oz.	5.39
Acid Core Solder. For non-electrical work				
9 GT 80562	5-ft. coil	30/70	3 oz.	59c
9 GT 8079	10-ft. coil	40/60	5 oz.	1.25
9 GT 8051	1-lb. spool	40/60†	1 lb. 3 oz.	4.65
Rosin Core Solder. For electrical work				
9 GT 80552	5-ft. coil	30/70	3 oz.	59c
9 GT 8078	10-ft. coil	40/60	5 oz.	1.25
9 GT 8052	1-lb. spool	40/60	1 lb. 3 oz.	4.65
9 GT 8089	10-ft. coil	60/40†	3 oz.	1.25

†For fine work

‡For printed circuits, fine wiring, etc.

Pencil-type Soldering Irons for hobby and technical work

10 Craftsman® 42-watt Iron Kit. Long, thin tip lets you get into those hard-to-reach areas. Includes iron, stand, wire stripper, three tips (1/8-inch pencil, 1/8-inch chisel, and 1/16-inch pyramid types). 110-120-volt AC. UL listed. With 4 1/2-foot cord.

9 GT 53513—Shipping weight 8 oz.....Kit \$6.99

Replacement Element. For (10) above, and former soldering iron 9-53512.

9 GT 53515—Shipping weight 4 oz.....\$2.99

Replacement Pyramid Tips. For (10) above.
9 GT 53516—Pkg. of 2. Wt. 3 oz.....Pkg. 99c

11 40-watt Iron. For intricate jobs. Nichrome element. Copper screw-on, 1/16-in. wide chisel tip heats to 800° F. With polycarbonate handle. Cord is 5 feet long. Uses 110-120-volt AC. UL listed. Not Craftsman.

9 GT 53511—Shipping weight 8 oz.....\$4.99

Soldering Irons for general use

12 Craftsman® 200-watt Iron. Industrial type for continuous use. Precision-wound element for extra heavy-duty. A 1/8-inch tapered chisel-style plated-copper tip. Hardwood handle. UL listed. 120-volts, AC. With 5-foot cord.

9 GT 53832—Shpg. wt. 2 lbs. 1 oz.....\$11.49

Replacement Tip. For 9 GT 53832 above, and former iron 9-53831.


9 GT 53835—Shpg. wt. 12 oz.....\$2.49

13 Medium-duty 100-watt Iron. Iron nichrome element. Chrome-plated finish. Hardwood handle. 110-120-volts, AC. UL listed. 4 1/2-foot cord. Not Craftsman.

9 GT 53792—Shpg. wt. 13 oz.....\$3.99

Sears Has a Credit Plan to Suit Most Every Need

See Big Book or ask for details





CRAFTSMAN® steel Pliers, unconditionally guaranteed not to

• Machine milled jaws provide firm, even holding power... hard steel teeth endure years of wear for consistent vice-like gripping

• Precision fitted joints open and close easily, smoothly... large steel rivet is hardened and tempered for years of dependable performance

1 Arc Joint® Pliers. 9½ inches long. Machine-milled curved joint track takes load off bolts. Teeth grip like a pipe wrench... force the work back into the jaws. 5 adjustments open up to 1½ inches. Chrome-plated to resist rust. Meet Federal Specifications GGG-P-00471d for strength.
9 GT 45382—Shipping weight 15 ounces\$3.87

As above but 7 adjustments. 12½ in. long. Open 2½ in.
9 GT 45271—Shipping weight 1 pound 7 ounces 4.97

2 Mechanics' Pliers. 10½ inches long. Thin nose gets into tight places where a pipe wrench won't. 7 adjustments. Opens to 2 inches. Forged alloy steel. Meet Federal Specifications GGG-P-00471d for strength.
9 GT 45375—Shipping weight 1 pound 3 ounces\$2.97

3 Arc Joint® Pliers. 16 inches long. 2¾-inch jaw capacity. Precision-milled teeth. Adjust to 11 positions. Single-hand grip. Forged alloy steel is nickel-chrome plated. Plastic-coated handles. Meet Fed. Specs. GGG-P-00471d for strength.
9 GT 45384—Shipping weight 2 pounds 15 ounces\$6.47

4 Slip-joint Pliers. Double curved jaws grip either small ⅜-inch stock or 1-inch pipe with the same sure power. Precision milled jaws and teeth help deliver sure gripping. Knurled handles help keep your hands from sliding off the pliers. Chrome-plated to resist rust and corrosion. Regular nose. Exceeds Federal Specifications GGG-P-00471d, Type II, Style A, Class 2 for strength.
9 GT 45372—6¾ in. long. Wt. 9 oz.\$2.17
9 GT 45373—8 in. long. Wt. 14 oz. 2.57

5 Battery Pliers. Deep-cut pipe wrench-type teeth hold battery terminals firmly. Also grips pipe up to ½-inch diameter. Nickel-chrome plated to resist rust and corrosion. 22° angle head with tapered nose. Two adjustments. 7 in. long.
9 GT 44763—Shipping weight 8 oz.\$2.44

6 Ignition Pliers. 5 inches long. 40° angle jaws; 0 to ½-inch capacity. Thin jaws ease work in tight spots. 3 adjustments. Chrome plated. Exceed Federal Specifications GGG-P-00471d, Type II, Class 1, Style B for strength.
9 GT 4513—Shpg. wt. 4 oz.\$1.68

7 Lineman's Pliers. Heavy-duty. Beveled nose, cutting jaw, plastic-coated grips. Meet Fed. Specs. GGG-P-00471d, Type IX, Class 1, Style A.
9 GT 45182—7 in. long. Shpg. wt. 12 oz.\$4.87
9 GT 45181—8½ in. long. Wt. 1 lb. 2 oz. 5.67

8 Nail-cutting Nippers. Forged tempered steel. Hand-honed cutting edges. 14-in. size will cut 16-penny nails.
9 GT 45241—10 in. long. Wt. 15 oz.\$4.27
9 GT 45231—14 in. long. Wt. 2 lbs. 5 oz. 4.97

Bolt Cutters, Wire Strippers and Pliers

9 Sears 24-inch Bolt and Rod Cutter. Cuts ⅝-in. soft or hard bolts, rods. Compound action. Drop-forged alloy-steel jaws. Center cut. Rubber grips give user a secure hold. Not Craftsman. From Japan.
9 GT 6586C—Shpg. wt. 7 lbs.\$15.75

10 Sears 14-in. Bolt and Rod Cutter. Cuts ¼-in. soft or medium hard bolts. Center cut. Alloy steel jaws. Vinyl grips. Not Craftsman. Japan.
9 GT 6565—Shpg. wt. 3 lbs. 1 oz.\$9.95

11 CRAFTSMAN Stripper. Automatic... just squeeze handles together. Strips 8 to 22 gauge; helps reduce wire damage.
9 GT 45981—Shpg. wt. 1 lb. 1 oz.\$7.49

12 Sears Ring Pliers. Used with Truarc® retaining rings. Handle 9 types. Compress internal-type retaining rings, or expand external. Not Craftsman.

Small. Use with 109 sizes of rings.
9 GT 45359—Shipping weight 5 oz.\$4.27

Large. Use with 95 sizes of rings.
9 GT 45351—Shipping weight 8 oz. 4.77

13 CRAFTSMAN Snap Ring Pliers. Combination internal-external type with set of interchangeable tips.
9 GT 45358—Shipping weight 10 oz.\$6.47

Replacement Tips. For (13). Box of 8. Two straight sets; one 45° and one 90° set.
9 GT 4535—Shipping weight 3 oz.Box \$1.39

14 Electricians' Stripper. Cuts, strips 12 to 26-gauge wire. Not Craftsman. Dial adjusts to wire size. 5½ in. long.
9 GT 45986—Shpg. wt. 5 oz.\$1.82

15 CRAFTSMAN Crimper Plier and Stripper. All purpose, crimper, stripper, wire cutter for 10-22 gauge wire. Tool steel. Cuts bolt sizes 4-40, 6-32, 8-32, 10-24 and 10-32. 9 in. long.
9 GT 45988—Shpg. wt. 1 lb. 5 oz.\$5.95

16 CRAFTSMAN Electricians' Stripper. Strips 10 to 18-gauge solid wire quickly and cleanly. 6 inches long.
9 GT 45987—Shipping weight 7 oz.\$3.22

17 Sears Lineman's Pliers. Bevel nose, honed side cutters. Polished head. 7 inches long. Not Craftsman. Japan.
9 GT 3079—Shipping weight 12 oz.\$2.77

18 Diagonal-cutting Pliers. Hardened edges, beveled and ground. Strong high-carbon steel. 6 in. long. Not Craftsman. Imported from Japan.
9 GT 3074—Shpg. wt. 7 oz.\$2.37

19 Sears Long-nose Pliers. High carbon steel. Polished head, hand-honed side cutters for snipping wire... no need to use cutting tool. Not Craftsman. Japan.
9 GT 3077—6 in. long. Wt. 7 oz.\$2.37

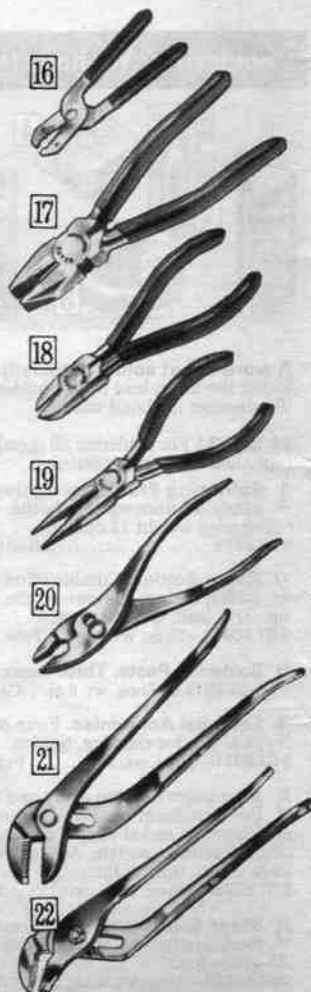
Long-nose Pliers. High-carbon steel. 8 in. long. Imported from Japan.
9 GT 30771—Shpg. wt. 9 oz.\$2.99

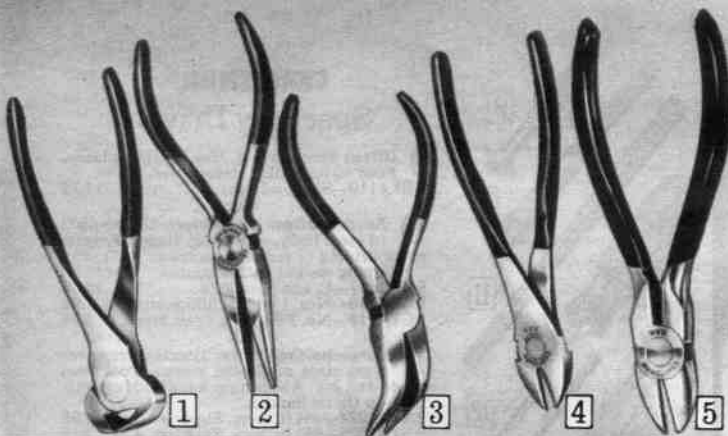
20 Sears Slip-joint Pliers. Drop-forged steel. Knurled handles. Two adjustments. Not Craftsman. From Japan.
9 GT 30701—6 in. long. Wt. 8 oz.\$1.47
9 GT 30702—8 in. long. Wt. 10 oz. 1.67

21 Slip-joint Utility Pliers. Thin jaws for tight places. Long handle for extra leverage. Deep milled jaws. Drop forged, hardened steel. 9½ inches long. With five adjustments. Not Craftsman. Japan.
9 GT 3072—Shipping weight 14 oz.\$2.87

22 Sears Curved-joint Pliers. 5 adjustments, 1½-in. jaw span. Drop forged. 10 in. long. One-hand grip. Not Craftsman. Imported from Japan.
9 GT 30723—Shipping weight 15 oz.\$2.99

Looks like Pliers (22) above but with 6 adjustments. 2-inch jaw span. 12 inches long. Not Craftsman. Japan.
9 GT 30724—Shpg. wt. 1 lb. 8 oz.\$4.27





break or lose their alignment

- **GUARANTEE:** All CRAFTSMAN® Pliers are unconditionally guaranteed to give you complete satisfaction or return them to Sears and you'll receive a replacement absolutely free of charge.

1 End-cutting Nippers. 6 inches long. Use for heavy cutting and twisting. Cuts heavy wire and nails. Exceeds Federal Specs. GGG-W-350a, Type 1, Class 2, Style A for strength. Convenient plastic-coated handles.

9 GT 4502—Shipping weight 9 oz. ...\$4.47

2 Long Chain-nose Pliers. With side cutters. Long, tapered jaws can be used to form wire loops, grip tiny pieces firmly. Meet Fed. Specs. GGG-P-471d, Type XI, Class 1 Style A for strength. Plastic-coated handles.

9 GT 45081—6 in. long. Wt. 9 oz. ...\$4.68

9 GT 45082—8 in. long. Wt. 10 oz. ...\$4.94

3 Bent Needle-nose Pliers. 6 inches long. For tight spaces. Bend wire; retrieve small parts. Exceed Fed. Specs. GGG-P-471d, Type XII, Class 1 for strength. Plastic-coated handles.

9 GT 4468—Shipping wt. 7 oz. ...\$4.47

4 Wide-jaw Diagonal-cutting Pliers. Measure 7 inches long. For heavy-duty cutting. . . steel wire, etc.—even BX cable. Meet Fed. Specs. GGG-P-00468, Type IV, Class 2 for strength. Plastic-coated handles.

9 GT 45074—Shpg. wt. 10 oz. ...\$4.87

5 Diagonal-cutting Pliers. For use on switchboards, ignition systems. Cuts close without handle getting in the way. Each individually fitted to provide uniform cutting action. Jaws induction hardened for long, hard use. Handles plastic-covered for firm, comfortable grip. Meet Federal Specifications GGG-P-00468, Type IV, Class 1, Style B for strength.

9 GT 45071—5 in. Wt. 6 oz. ...\$4.17

9 GT 45072—6 in. Wt. 9 oz. ...\$4.57

9 GT 45073—7 in. Wt. 10 oz. ...\$4.87

Electronic Pliers

(6 thru 8) **CRAFTSMAN Precision Pliers.** Professional quality. For intricate work on circuit boards, chassis parts, switches, sockets and all electrical components. Long, slender heads get into tight places, thin tips let you handle fine semi-conductor leads with care. Edges hand-honed for clean, precision cutting. Made of polished, drop-forged steel. Handles plastic covered for a firm, comfortable grip.

6 Round needle-nose. 8 in. long. Use to loop wire, get into tight spots.

9 GT 4505—Shipping wt. 9 oz. ...\$4.17

7 Thin-head diagonal. 7½ in. long. Use for cutting in cramped spaces.

9 GT 4539—Shipping wt. 9 oz. ...\$4.77

8 Duck-bill flat. 8 in. long. Use to bend or twist wire or flat springs.

9 GT 4509—Shipping wt. 9 oz. ...\$4.17

(9 thru 12) **CRAFTSMAN "Mini" Precision Pliers.** Professional type. Great for close, delicate work. Small size lets you maneuver easily in tight places. Made of special forged high-carbon steel, heat-treated and finely finished. Cutters hand honed for smooth cutting. Return springs automatically open pliers when pressure is released. . . let you work with one hand. Black plastic grips help you hold pliers firmly.

9 Long-nose with cutter. 4¾ in.

9 GT 45924—Shpg. wt. 7 oz. ...\$4.77

10 Flush cut diagonal. 4¼ in. long.

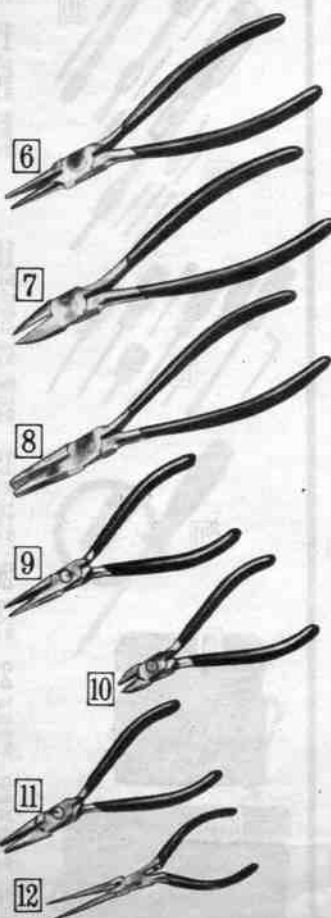
9 GT 45904—Shpg. wt. 7 oz. ...\$4.77

11 Flat nose. 4¾ inches long.

9 GT 45944—Shpg. wt. 7 oz. ...\$4.77

12 Extra long nose. 5¾ inches long.

9 GT 45946—Shpg. wt. 8 oz. ...\$4.77



CRAFTSMAN® Locking Plier-Wrench

10-inch size gives
you over two tons
of gripping power



Holds like a regular pliers
... locks like a vise

\$269 7½-in.
straight jaw

(13 and 14) Does the work of pliers, clamp, gripping tool, pipe or locking wrench, adjustable wrench and portable vise. Ten-in. straight jaw exceeds Fed. Specs.* more than 100% for strength. Slight upward pressure on release lever unlocks plier jaws. Jaws of 10-in. size open 2-in. Jaws of 7½-in. size open 1¼-in. . . give you 1½ tons of gripping power. Serrated jaws give solid grip. Shape of cold-forged steel jaws lets you work in tight places. Strong spun-rivet assembly. Completely nickel-plated to resist rust.

Catalog Number	Maximum length	Locked Capacity	Shipping weight	Each
Locking Plier-Wrench with straight jaws				
13 9 GT 45342 ...	7½ in.	1½ in.	1 lb. 1 oz.	\$2.69
13 9 GT 45341 ...	10 in.	1½ in.	1 lb. 8 oz.	3.15
With double-curved jaws. Made for round stocks				
14 9 GT 45964 ...	7½ in.	1½ in.	1 lb. 1 oz.	2.75
14 9 GT 45961 ...	10 in.	1½ in.	1 lb. 7 oz.	3.19

*GGG-W-649, Type 1 Class 1, Style A and Class 2, Style A

One each of the 7½ and 10-in. straight-jaw Pliers above.

9 GT 45348—Shipping weight 2 pounds 9 ounces.Set \$5.29

Snips

15 Sears Straight-cut Snips. Cut sheet metal, leather, rubber, plastic. Drop-forged steel with polished jaws. Inductively hardened cutting edges. 10 inches long, 2½-inch cut. Not Craftsman.

9 GT 45432—Shpg. wt. 1 lb. 3 oz. \$2.98

16 CRAFTSMAN Compound-leverage Snips. Forged alloy-steel, heat-treated and hardened for strength. Chrome-plated blades with serrated edges resist rust. Compound leverage gives you a 12 to 1 power ratio to cut with half the effort of conventional snips. 10 inches long with 1½-inch cut. Plastic coated handles. Lock arm color coded . . . red for straight cuts.

9 GT 4275—Shpg. wt. 1 lb. 1 oz. \$5.75

17 CRAFTSMAN Compound-leverage Snips. Forged alloy-steel, heat-treated and hardened for toughness. Serrated edges on blades . . . chrome-plated to resist rust and corrosion. 10 inches long with a 1½-inch cut. Plastic coated handles. Lock arm color coded . . . green for left cut, yellow for right cut. Meets Federal Specs. GGG-S-291d, Type II, Class 4, Style A for strength.

9 GT 4273—Cut right. Wt. 1 lb. 1 oz. . . . \$5.75

9 GT 4274—Cut left. Wt. 1 lb. 1 oz. . . . \$5.75

18 CRAFTSMAN Duck-bill snips. Cuts sheet metal, screening, wire, more. Forged steel blades. Cut straight, irregular, circular cuts. 9GT45463 and 9GT45462 meet Fed. Specs. GGG-S-291e, Type II, Class 3 for strength.

Catalog No.	Cut	Length	Shpg. wt.	Each
9 GT 45463	1¼ in.	7 in.	10 oz.	\$3.18
9 GT 45461	2½ in.	10 in.	1 lb. 1 oz.	4.28
9 GT 45462	3 in.	12 in.	1 lb. 13 oz.	5.45

19 CRAFTSMAN Multi-purpose Cutter. Cuts plastics, metals, hardboards. Material is supported at both sides for cutting. Needs no workbench or other support. With 3 steel blades. Plastic handle.

9 GT 45435—Wt. 1 lb. 5 oz.Set \$6.25



CRAFTSMAN® Screwdrivers

The CRAFTSMAN Screwdrivers on this page are among the finest made. "Super-tuff" alloy steel and durable, shock-resistant transparent plastic handles make them extra strong. So strong, they are backed by an unconditional guarantee. See complete guarantee below.

GUARANTEE: If any CRAFTSMAN hand tool fails to give complete satisfaction, return it and it will be replaced free of charge. This service is available by returning tool to any Sears store throughout the U.S.

1 4-piece Standard Set. Excellent "fix-it" set for home or shop... great for housewives. Sizes to fit most small head screws. You get one each of the following: $\frac{1}{4} \times 6$ -in., $\frac{3}{16} \times 4$ -in., $\frac{1}{8} \times 4$ -in., and $\frac{1}{8}$ -inch pocket size with clip. 9 GT 41501—Shpg. wt. 15 oz. Set \$4.95

2 4-piece Phillips Set. Includes: size 0 ($2\frac{1}{4}$ -in. blade), size 1 (3-in. blade), size 2 (4-in. blade), size 3 (6-in. blade). 9GT4147—Shpg. wt. 1 lb. 1 oz. Set \$5.45

3 Individual Standard Screwdrivers. Fit regular slotted screws.

Cat. No.	Blade, in.	For screws	Wt.	Each
9 GT 41589	$\frac{1}{4} \times 4$	Ex. small	3 oz.	\$1.25
9 GT 41581	$\frac{3}{16} \times 4$	Small	5 oz.	1.55
9 GT 41582	$\frac{3}{16} \times 9$	Small	5 oz.	1.85
9 GT 41583	$\frac{1}{4} \times 4$	Medium	6 oz.	1.85
9 GT 41584	$\frac{1}{4} \times 6$	Medium	7 oz.	1.75
9 GT 41585	$\frac{1}{4} \times 12$	Medium	8 oz.	2.25
9 GT 41586	$\frac{3}{16} \times 1\frac{1}{4}$	Large	6 oz.	2.35
9 GT 41587	$\frac{3}{16} \times 8$	Large	9 oz.	2.55
9 GT 41588	$\frac{3}{16} \times 12$	Ex. large	14 oz.	3.45

Standard Stubby Screwdriver. With $\frac{1}{4} \times 1\frac{1}{2}$ -in. blade. Only $3\frac{1}{2}$ in. long. 9 GT 4151—Shpg. wt. 4 oz. Set \$1.25

4 Individual Phillips Screwdrivers. Fit cross-slotted screws.

Catalog Number	Size	For screws	Blade, in.	Wt. oz.	Each
9 GT 41293	0	Ex. small	$2\frac{1}{2}$	3	\$1.25
9 GT 41294	1	Small	3	4	1.45
9 GT 41295	2	Medium	4	4	1.55
9 GT 41296	2	Medium	8	6	1.95
9 GT 41297	3	Large	6	7	2.15
9 GT 41298	4	Ex. large	8	10	2.75

Phillips Stubby Screwdriver. $1\frac{1}{2}$ -in. blade. No. 2 bit. Only $3\frac{1}{2}$ inches long. 9 GT 4118—Shpg. wt. 4 oz. Set \$1.55

5 Reed Prince Screwdriver. $\frac{1}{4} \times 4$ -in. blade. For cross-recessed screws. 9 GT 4114—Shpg. wt. 5 oz. Set \$1.65

6 Screw-holding Drivers. Thumb control holds screw for 1-hand use.

Catalog No.	Blade size	Wt.	Each
9 GT 41122	$\frac{1}{4} \times 2\frac{1}{2}$ in.	3 oz.	\$1.75
9 GT 41123	$\frac{1}{4} \times 4$ in.	4 oz.	1.85
9 GT 41124	$\frac{3}{16} \times 5$ in.	5 oz.	2.15
9 GT 41125	$\frac{3}{16} \times 7$ in.	6 oz.	2.35

7 Wedge-type Screw-holding Drivers. Split-tip adjusts fast... wedges firmly in slot. Fits sunken screws—needs clearance of screw head.

9GT41281— $\frac{1}{4} \times 3$ in. Shpg. wt. 4 oz. \$1.85
9GT41341— $\frac{1}{4} \times 4$ in. Shpg. wt. 4 oz. 2.05
9GT41363— $\frac{1}{4} \times 4$ in. Shpg. wt. 6 oz. 2.35
9GT41371— $\frac{1}{4} \times 6$ in. Shpg. wt. 7 oz. 2.45

4-piece Screw-holding Driver Set. Includes one screwdriver in each of the four sizes listed under (7) above. 9 GT 41282—Shpg. wt. 14 oz. Set \$7.45

8 Pocket-clip Screwdriver. $\frac{1}{8} \times 2$ -in. blade. Standard bit. 4 in. long. 9GT41421—Shpg. wt. 3 oz. Set \$9.50

Here are some tips: (A) Never use as lever or pry bar... shaft could bend or break. (B) Never use as punch or chisel... could damage blade or handle. (C) For stubborn screws, use wrench on square part of shaft, not on the handle.

CRAFTSMAN® Specialty Drivers

9 Offset Screwdriver. Use in tight places. Four $\frac{1}{4}$ -inch alloy steel blades. 9 GT 4110—Shpg. wt. 6 oz. Set \$1.75

10 Ratchet Offset Screwdriver. Nickel-plated steel body, alloy-steel blades. Reverses for driving or removing screws. Shipping weight each 4 ounces. 9 GT 4117— $\frac{1}{4}$ and $\frac{3}{16}$ -in. bits \$1.55
9 GT 4119—Nos. 1 and 2 Phillips bits 1.95
9 GT 4116—No. 2 Phillips, $\frac{1}{4}$ -in. bits 1.95

11 Screw-holding Starter. Starts or removes most sizes of slotted screws. Tool steel blade and bit. Aluminum handle. Magnetic pick-up tip on handle. 9 GT 41024— $5\frac{1}{2}$ in. long. Shpg. wt. 3 oz. \$1.95
9 GT 41025— $9\frac{1}{2}$ in. long. Shpg. wt. 4 oz. 2.15

12 Magnetic-tip Screwdriver. Permanent magnet holds screws for starting. Strong aluminum shank. Four steel bits: $\frac{3}{16}$, $\frac{1}{4}$ -in. standard and Nos. 1, 2 Phillips. Hollow plastic handle stores bits. Measures 8 inches long. 9 GT 41467—Shpg. wt. 7 oz. Set \$3.75

13 6-pc. Precision Screwdriver Set. Precision ground. Fine for hobbyists, jewelers—wherever tiny screws are used. Nickel-plated steel handle. Blades held in threaded chuck. Five blades: .040, .055, .070, .100 in., and Phillips type. $3\frac{3}{4}$ in. long. Case. 9 GT 4107—Shpg. wt. 4 oz. Set \$1.85

14 4-in-1 Screwdriver Set. Butyrate handle. Two reversible combination blades with Nos. 1 and 2 Phillips and $\frac{1}{4}$ -in. and $\frac{3}{16}$ -in. standard ends. Measures $6\frac{1}{2}$ inches long. 9 GT 41502—Shpg. wt. 8 oz. Set \$3.65

15 Cotter Key Extractor. Corkscrew action. Forged steel hook. Plastic handle. Measures 7 inches long. 9 GT 4319—Shpg. wt. 8 oz. Set \$1.37

16 Automatic-return Screwdriver. Nineteen inches extended. Turns right or left. Locks when closed. Chrome-plated metal parts. Three alloy-steel bits (No. 2 Phillips, $\frac{1}{4}$, $\frac{3}{16}$ -in.). Wooden handle. 9 GT 3103—Shpg. wt. 1 lb. 3 oz. Set \$10.95

Replacement Bit Set. For (16) above. Includes No. 2 Phillips, $\frac{1}{4}$ and $\frac{3}{16}$ -in. bits. 9 GT 4198—Shpg. wt. 5 oz. Set \$1.55

3-piece Phillips type Bit Set. Nos. 1, 2 and 3 sizes. Fit 9 GT 3103 above and former 9-3470, 9-3101 and other brands of automatic screwdrivers. Shanks measure $\frac{1}{2}$ -in. 9 GT 4115—Shpg. wt. 4 oz. Set \$1.95

17 Small Automatic-return Screwdriver. Like (16) but 10 in. long extended. Nickel-plated metal parts. Blades: $\frac{1}{4}$ -in., No. 2 Phillips. Bits: $\frac{3}{16}$ and $\frac{1}{4}$ -in. 9 GT 3102—Shpg. wt. 11 oz. Set \$5.95

3-pc. Bit Set. $\frac{3}{32}$, $\frac{1}{16}$ -in., No. 2 Phillips type. For (17) and former 9-3180, 9-3461, 9-3100. 9 GT 4153—Shpg. wt. 4 oz. Set \$1.65

Sears Drivers

18 Automatic-return Screwdriver. Spring return action, blade spirals left or right. Six bits including: $\frac{3}{16}$, $\frac{1}{4}$, $\frac{3}{16}$ -in. drill bits plus $\frac{1}{4}$ -in., $\frac{1}{4}$ -in. and No. 2 Phillips screwdriver bits. Carbon-steel blades. Plastic handle has compartment to hold bits. $10\frac{1}{2}$ in. long extended. Japan. 9 GT 3105—Shpg. wt. 14 oz. Set \$4.45

Replacement bit set for above. Includes same six bits as in (18) above. Japan. 9 GT 3106—Shpg. wt. 4 oz. Set 98c

19 8-pc. Set. Nickel-plated high-carbon steel blades. Plastic handles, vinyl grips. Eight screwdrivers— $\frac{1}{4} \times 2$ -in., $\frac{1}{4} \times 4$ -in., $\frac{1}{4} \times 5$ -in., $\frac{1}{4}$ -in. stubby, $\frac{3}{16} \times 6$ -in., No. 1 Phillips, No. 2 Phillips and $\frac{1}{4}$ -in. offset. 9 GT 41273—Shpg. wt. 11 lb. 7 oz. Set \$3.95

20 2-pc. Driver Set for square recess head screws. Holds screw tight to prevent reaming. Includes No. 1 and No. 2 sizes. Plated carbon steel blades. 9 GT 41144—Shpg. wt. 8 oz. Set \$2.75


21 7-pc. Set. Plastic handle. Five interchangeable steel blades including: $\frac{1}{4} \times 2\frac{1}{2}$ -in., $\frac{1}{4} \times 4$ -in., $\frac{1}{4} \times 4\frac{1}{2}$ -in., Phillips Nos. 1 and 2. Offset screwdriver for working in tight spots. Plastic pouch. 9 GT 4181—Shpg. wt. 10 oz. Set \$1.85

22 Emergency Repair Kit. Includes: Plastic handle with $\frac{1}{8}$ -in., $\frac{1}{16}$ -in. $\frac{1}{4}$ -in., Phillips Nos. 1 and 2 screwdriver bits; offset screwdriver; 6-in. slip-joint pliers; 6-in. adjustable wrench; 6-in. long nose pliers. Pouch. 9 GT 41877—Shpg. wt. 1 lb. 8 oz. Kit \$6.25

NOTE: Item 18 thru 22 not Craftsman.

CRAFTSMAN® Steel Alloy Punches and Chisels

- Double heat-treated for extra-hard cutting edge and for years of use
- Square shape for easy gripping...also helps prevent tool from rolling off workbench
- Chrome-plated finish resists rust, corrosion



(1 thru 5) All punches are precision ground to exacting tolerances. Each set packed in convenient divided plastic pouch.


1 12-piece Punch and Chisel Set. Handles all needs of master mechanic. Set includes eight punches: $\frac{3}{32}$, $\frac{1}{8}$, $\frac{5}{32}$, $\frac{3}{16}$ -in. pin; $\frac{3}{8}$ -in. center; $\frac{3}{32}$ x $\frac{7}{16}$ x 9-in. line-up punches; $\frac{1}{2}$ -in. prick punch. Also includes four cold chisels: $\frac{1}{4}$, $\frac{1}{2}$, $\frac{3}{8}$, and $\frac{3}{4}$ -in. Shipping weight 2 pounds 4 ounces. 9 GT 43031Set \$13.95

2 5-piece Chisel and Punch Set. Two cold chisels: $\frac{1}{2}$ and $\frac{3}{8}$ -in. Three punches: $\frac{3}{8}$ -in. center, $\frac{5}{32}$ -in. pin, and $\frac{3}{16}$ -in. solid. Shipping weight 1 pound 12 ounces. 9 GT 4302Set \$5.75

3 5-piece Punch Set. Includes 4 pin punches: $\frac{1}{16}$, $\frac{3}{32}$, $\frac{1}{8}$, and $\frac{5}{32}$ -in. sizes. Also one $\frac{5}{32}$ -in. line-up punch. 9 GT 4285—Wt. 1 lb.Set \$5.75

4 4-piece Pin Punch Set. Includes $\frac{1}{16}$, $\frac{3}{32}$, $\frac{1}{8}$, $\frac{1}{4}$ -in. sizes. Shipping weight 1 lb. 9 GT 4311Set \$4.35

5 3-piece Cold Chisel Set. Set includes $\frac{1}{4}$, $\frac{3}{8}$, $\frac{1}{2}$ -inch sizes. Shipping weight 10 oz. 9 GT 4309Set \$3.25



Individual Pry Bars, Punches and Chisels

6 Rolling Wedge Bar. 90° polished, rolling head gives good leverage. Pointed end for lining-up work. 16 in. long, $\frac{1}{2}$ -in. diameter. Shipping weight 1 lb. 7 oz. 9 GT 42892\$4.89

7 Extra-long Cold Chisels. Cut bolts, rivets. Meet Fed. Specs. GGG-C313b for strength. $\frac{1}{2}$ x 12-in. Wt. 13 oz. 9 GT 42991\$2.05

$\frac{1}{2}$ x 18-in. Wt. 1 lb. 4 oz. 9 GT 42992\$3.15

$\frac{3}{4}$ x 12-in. Wt. 1 lb. 4 oz. 9 GT 42993\$2.95

8 Center Punches. Mark points for drill holes. Meet Fed. Specs. GGG-P-831e. for size and strength. $\frac{3}{4}$ x $\frac{1}{4}$ -in. size. Wt. 3 oz. 9 GT 42861\$1.05

$\frac{1}{2}$ x 6-in. size. Wt. 6 oz. 9 GT 42862\$1.35

9 Pin Punches. Drive out pins, bolts. Meet Federal Specs. GGG-P-831e.

Catalog No.	Point size	Length	Shpg. wt.	Each
9 GT 42881	$\frac{1}{16}$ in.	4 $\frac{1}{2}$ in.	4 oz.	\$1.15
9 GT 42882	$\frac{3}{32}$ in.	4 $\frac{1}{2}$ in.	4 oz.	1.15
9 GT 42883	$\frac{1}{8}$ in.	4 $\frac{1}{2}$ in.	3 oz.	1.15
9 GT 42884	$\frac{5}{32}$ in.	5 $\frac{1}{2}$ in.	4 oz.	1.15
9 GT 42885	$\frac{3}{16}$ in.	5 $\frac{1}{2}$ in.	5 oz.	1.15
9 GT 42886	$\frac{1}{4}$ in.	5 $\frac{1}{2}$ in.	6 oz.	1.15

10 Line-up Punches. Hardened ends. Meet Fed. Specs. GGG-P-831e.

Catalog No.	Size (in.)	Shpg. wt.	Each
9 GT 42901	$\frac{3}{32}$ x $\frac{7}{16}$	6 oz.	\$1.65
9 GT 42902	$\frac{1}{8}$ x $\frac{1}{2}$	8 oz.	1.95
9 GT 42903	$\frac{1}{4}$ x $\frac{1}{2}$	1 lb. 4 oz.	2.25
9 GT 42904	$\frac{3}{8}$ x $\frac{1}{2}$	1 lb.	2.25

11 Standard-length Cold Chisels. Meet or exceed Federal Specs. GGG-C-313b for strength.

Catalog Number	Edge (inch)	Stock (inch)	Length (inch)	Shpg. wt.	Each
9 GT 42971	$\frac{1}{4}$	$\frac{3}{8}$	4 $\frac{1}{2}$	4 oz.	\$1.05
9 GT 42972	$\frac{3}{8}$	$\frac{1}{2}$	5 $\frac{1}{2}$	4 oz.	1.15
9 GT 42973	$\frac{1}{2}$	$\frac{3}{4}$	6	6 oz.	1.25
9 GT 42974	$\frac{3}{4}$	$\frac{1}{2}$	6 $\frac{1}{2}$	8 oz.	1.45
9 GT 42975	$\frac{1}{2}$	$\frac{3}{4}$	7	12 oz.	1.75
9 GT 42976	$\frac{3}{4}$	$\frac{1}{2}$	7 $\frac{1}{2}$	1 lb.	2.35

12 Pry Bar. Measures 16 inches long. $\frac{1}{2}$ -inch stock. 9 GT 4283—Wt. 1 lb. 1 oz.\$2.75

Work Aprons and Holders keep tools and nails at your fingertips

Our best heavy-duty leather Apron . . . 2 bags with 11 pockets

\$19.99



13 CRAFTSMAN. The ideal work apron for carpenters. Made of soft, top grain durable glove leather with leather bound pockets for extra strength. Stitching reinforced with oversized rivets for long wear. You get two large flared main nail pockets and two medium size front nail pockets—keep different sizes and types of nails separated. Six side pockets hold small and medium-sized tools. Pocket for steel tape . . . takes up to 16-foot tape. Four nail set slots. Special aluminum and leather holster for combination square. Loop for hammer or other tools on both right, left side. Adjustable web belt with nickel-plated hardware. Split-leg design for comfort, freedom of movement . . . less cumbersome than full-front aprons. 9 GT 45147—Shipping weight 2 pounds 4 ounces.\$19.99



4-pocket Apron
\$11.99

14 Made from heavy 21-oz. white canvas. Two large double-stitched inside and front pockets . . . rivet and canvas reinforced. Free leg action. Leather hammer loops. Wt. 2 lbs. 2 oz. 9 GT 45811—Wt.\$11.99



Leather Apron, 8 pockets, 2 bags
\$14.99

15 Constructed of tough, split cowhide. Split-leg design for freedom of movement by the wearer. Strong linen stitching with steel rivets at stress points. Large pockets for tools, nails, supplies. Holster for square. Water-repellent polypropylene web belt adjusts for comfort. 9 GT 45149—Shpg. wt. 2 lbs. 4 oz.\$14.99



16 Cotton Web Belt. 2 $\frac{1}{4}$ -in. wide. Nickel-plated steel fittings. For holders. Size: adjusts 29 to 46-in. 9 GT 45895—Shpg. wt. 11 oz.\$2.99

Cowhide Belt. (Not shown). For pouches and holders. Roller buckle and rivets of nickel-plated steel. 1 $\frac{1}{4}$ in. wide. Size: adj. 30 to 46 in. 9 GT 45853—Shpg. wt. 8 oz.\$2.99

17 Hammer-Hatchet Holder. Wide belt slots. 6 x 3 $\frac{1}{2}$ in. long. 9 GT 4584—Shpg. wt. 4 oz.89c

18 Hammer-Hatchet Holder with Steel Cradle. Two-inch tool loop. Wide belt slots. 9 GT 4585—Shpg. wt. 8 oz.\$1.29

19 Tool Pocket. 4 $\frac{1}{2}$ -inches wide, 7 $\frac{1}{2}$ -inches deep. Belt slots. 9 GT 4514—Shpg. wt. 6 oz.\$1.99

20 5-pocket Tool Holder. Big partitioned main pocket. Three front pockets. Strap loop holds hammer or flashlight. "T" chain for tape roll. Quick-release tool snap. Wide belt slots, 9 x 8 $\frac{1}{4}$ in. deep. 9 GT 45805—Shpg. wt. 1 lb.\$6.49

21 6-pocket Nail and Tool Bag. Made of soft glove leather. Big main nail pocket. Medium-sized front pocket. Four side pockets for tools. Hammer loop on both sides. Wide tunnel belt loop. Measures 10 $\frac{1}{2}$ x 12 inches deep. 9 GT 45143—Wt. 1 lb.\$8.99

22 6-pocket Tool Holder. Large main pocket. Two front pockets for pliers. Two open-end side pockets for screwdrivers. Premolded pocket for steel tape. "T" chain for tape roll. Quick-release tool snap. Wide belt slot. 9 x 8 $\frac{1}{4}$ in. deep. 9 GT 45446—Wt. 13 oz.\$5.47

23 5-pocket Tool Holder. Partitioned main pocket has slots for screwdrivers. Three front pockets for pliers. Two open-end side loops for screwdrivers. Steel-tape pocket. Side loop for hammer or flashlight. "T" chain for tape roll. Quick release tool snap. Tunnel belt loop. 8 x 10 inches. 9 GT 4580—Wt. 1 lb. 6 oz.\$10.49

Need extra power for those hard-to-sink staples?
This Dual Compression Stapler Kit
 delivers that extra power
 at the push of a button



Complete with 2500 staples,
 belt hook and screen stretcher **\$14⁹⁹**

Dual-compression saves you time and staples . . . increased driving power reduces misfires, jamming, bent or broken staples. Lets you tackle jobs many staplers just can't handle . . . a better tool for all types of material than staplers at right. Base stays flat against work surface while you pull up on comfortable plastisol-covered handle . . . helps drive staples firmly and accurately the first time.

Drives 1/4 thru 3/16-inch staples of .050-inch diameter steel wire. The ideal tool for installing insulation, carpeting, upholstery and many more jobs. Base of stapler slides open for easy reloading. Sturdy steel construction, rust-resistant baked-enamel finish. Measures 7 inches long. Built-in staple extractor and handy belt hook for extra convenience. Kit also includes stretcher for fixing window and door screens, plus 2500 staples (high carbon-steel wire, 1000 each 1/4 and 3/16-inch size, and 500 1/16-inch size staples). Order extra staples from chart at right.

9 GT 68472—Shipping weight 3 lbs. 10 oz. Kit \$14.99

9 GT 6847—Stapler alone. Shpg. wt. 2 lbs. 9 oz. 12.49



Complete with 1000 staples,
 belt hook, screen stretcher
 and carrying pouch **\$11⁹⁹**

Cam action gives you excellent driving power with minimum effort. Drives .050-inch diameter wire staples 1/4 through 3/16-inch long. Use on wood, plaster, many other materials . . . takes the place of tacks, brads, small nails. Great for installing wire netting, roofing paper, ceiling tile. Stamped steel construction with baked-enamel finish. Built-in staple extractor for added convenience. Bottom opens to load staples. Hook locks handle down flat for easy carrying. Measures 7 inches long. Includes pouch, belt hook, screen stretcher, and 1,000 staples (500 each 3/16-inch and 1/4-inch long).

9 GT 68445—Shipping weight 2 lbs. 8 oz. Kit \$11.99

Extra Staples

For staplers 9 GT 6847, 9 GT 68472 and 9 GT 68445 on this page and former stapler 9-2645. Divergent point. Made of sturdy .050-inch diameter steel wire . . . 1/2-in. wide.

Length	Catalog Number	Shpg. wt.	Price pkg.	Length	Catalog Number	Shpg. wt.	Price pkg.
Package of 1,000				Package of 5,000			
1/4-in.	9 GT 68402	6 oz.	65c	1/4-in.	9 GT 68652	1 lb. 5 oz.	\$2.95
3/16-in.	9 GT 68658	7 oz.	75c	3/16-in.	9 GT 68653	1 lb. 9 oz.	3.25
1/2-in.	9 GT 68403	7 oz.	85c	1/2-in.	9 GT 68654	1 lb. 12 oz.	3.45
3/8-in.	9 GT 68404	9 oz.	95c	3/8-in.	9 GT 68656	2 lbs. 2 oz.	3.95
1/2-in.	9 GT 68659	9 oz.	95c	1/2-in.	9 GT 68657	2 lbs. 6 oz.	4.25




Standard-duty Stapler

Drives .030-in. diam. wire staples. Stamped steel, baked enamel finish. Built-in staple extractor. Handle locks down for carrying. Measures 6 in. long. Order staples below.

9GT68464—Wt. 1 lb. 3 oz. \$5.99

Staples for above. .030-in. diam., 1/16-in. long. Pkg. of 1000 staples. Wt. pkg. 5 oz.
 9 GT 68463 Pkg. 65c



Rivets

Rivets for both riveters at left. For ordering rivets, choose type and length from chart below. Use short-length rivets for work up to 1/8-inch thick; use medium-length for rivets over 1/8 to 1/4-inch thick; long-length for over 1/4 to 3/8-inch thick.

Catalog Number	Length	Diam. in.	Box of	Wt. oz.	Per Box
Aluminum Rivets					
9GT74501	Short	1/8	50	3	94c
9GT74502	Med.	1/8	40	3	94c
9GT74503	Med.	3/16	35	4	94c
9GT74504	Long	3/16	35	4	94c
9GT74505	Med.	1/4	25	4	94c
9GT74506	Long	1/4	25	4	94c
Steel Rivets					
9GT74507	Short	1/8	60	5	94c
9GT74508	Med.	1/8	50	5	94c
9GT74509	Long	1/8	45	5	94c

Back-up Plates. For 1/8-in. diameter rivets. Box of 50 plates.
 Shipping weight 4 ounces.

9 GT 74539 Box 55c

Rivet from one side with these **CRAFTSMAN®** Riveters

Heavy-duty Riveter **\$13⁹⁵**

Fasten strong and tight in sheet metal, wood, pressed wood, plastic, leather, canvas, and many more materials

1 Plenty of power for a variety of riveting jobs. All-steel construction, with plastisol-covered handles. Includes two interchangeable nose pieces that permit the use of all rivets sold in table at right. Steel nose guide helps drive rivets firmly. Includes plastic pouch.
 9 GT 7475—Shipping weight 1 lb. 8 oz. \$13.95

Standard-duty Kit **\$4⁴⁹** kit

Compact design for narrow spots

2 Ideal for around-the-home riveting uses. Stamped steel frame. Sliding nose piece lets you reload or change rivets quickly . . . save time. Includes 30 assorted rivets and ten back-up plates. Accepts all rivets at right. Also includes plastic pouch for carrying and storage.
 9 GT 7476—Shpg. wt. 1 lb. 1 oz. Kit \$4.49

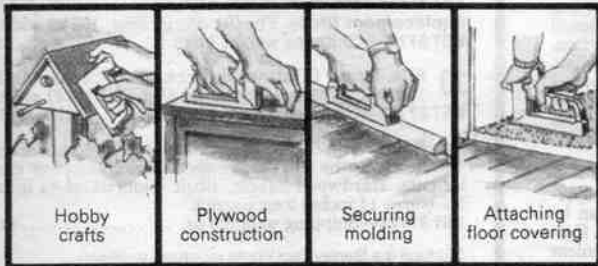


Tired of tedious hammering on paneling...other nailing jobs?

The Whammer™ Nail Gun drives 1-1/32-inch nails like a hammer, but it's as easy to use as a staple gun!

Won't dent or mar surfaces like a hammer can, either

Great for wall paneling and hundreds of other uses



Nail gun, edge guide, carrying pouch

\$17.95

Drive nails flush, or counter-sink them with a single blow...won't scratch, mar or dent surface. Lets you work quickly, with less effort than a hammer. Loads easily. Uses Whammer nails, available in several finishes (not included, order below.) Snap-open feature allows for easy access to nails, mechanism. Safety lock helps prevent accidental discharge of nails.

Power dot indicator helps you drive nails flush every time...just press dot with heel of one hand, and snap down power lever with the other. Special feature lets you drive half-sunk nails in all the way...just unload nail cartridge, and place opening over head of nail and drive it in.

Also includes an edge guide attachment for driving nails at a consistent distance from the edge of the work surface. Convenient carrying pouch and operating instructions.

Shipping weight 2 pounds 7 ounces.

9 GT 6841 \$17.95

Whammer Nails. Brad-type, 18-gauge, 1-1/32 inches long. Chiseled tip. Available in dark, medium and light wood tones or off-white to match surface. Package of 500.

Shipping weight package 7 ounces.

9 GT 68412—Off-white finish Pkg. 89c

9 GT 68413—Light wood finish Pkg. 89c

9 GT 68414—Medium wood finish Pkg. 89c

9 GT 68415—Dark wood finish Pkg. 89c



Whammer Nails
1-1/32-in. long.
Available in dark,
medium or light
wood tones
or off-white
finishes



With edge
guide for driving
nails evenly along
edge of work surface

Screw, Bolt and Washer Assortments... have the size you want when you need it

1 Wood Screws. Zinc-plated... 8-oz. assortment. Slotted round and flat heads. Round heads in sizes 3/4 thru 1-in. long. Flat heads in sizes 1/2 to 1-1/2-in. long. In plastic box.

9 GT 7111—Shipping weight 10 ounces Box \$1.29

2 Stove Bolts. Zinc-plated... 12-oz. assortment. Slotted round heads. Sizes range from 3/4 to 1-1/2-inches. With square nuts. In plastic box.

9 GT 7112—Shipping weight 14 ounces Box \$1.29

3 Sheet Metal Screws. Zinc-plated... 8 oz. assortment. Slotted flat heads. Sizes from 3/4 to 1-1/2-inches long. Plastic box.

9 GT 7113—Shipping weight 10 ounces Box \$1.29

4 Machine Screws. Zinc-plated... 9-oz. assortment. Slotted round and flat heads. Round heads in sizes from 4-40x1/2-inch to 1/4-20x3/4-inch. Flat heads in sizes 6-32x1/2-inch to 10-32x1/2-inch. With hex nuts 1/4-20 to 4-40. In plastic box.

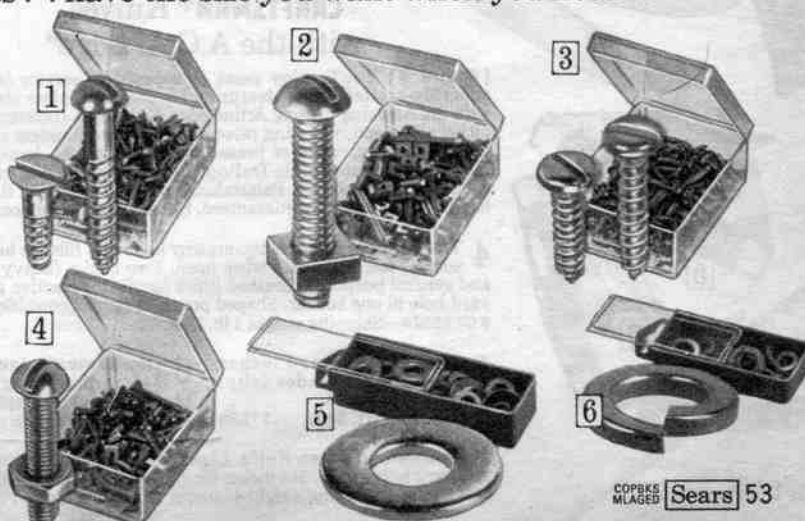
9 GT 7114—Shipping weight 11 ounces Box \$1.29

5 Flat Washers. Zinc-plated... 7-oz. assortment. For bolt sizes 1/4, 5/16, 3/8 and 1/2-inch. In plastic box.

9 GT 7199—Shipping weight 9 ounces Box 99c

6 Spring Lock Washers. Zinc-plated... box of 50. Sizes 3/16 to 1/2 inch. In plastic box.

9 GT 7196—Shipping weight 10 ounces Box 45c



CRAFTSMAN® Planes

All with precision-engineered
cutlery-steel blades



Smooth No. 4
\$14.29

Our Finest Planes


They can actually skim-off
shavings as thin as this piece of paper

These professional-quality smooth-bottom planes are designed to cut *with* the wood grain. Adjust them for shavings of any thickness. Depend on them to quickly smooth out those first, coarse surface cuts or to glide along almost effortlessly, taking tissue-thin finishing cuts. Cutter blade, knob and handle positioned to give you perfect handling balance—and accurate planing with a minimum amount of effort.

Sides and bottom machined true for pinpoint accuracy. Double-plane cutter . . . consists of blade plus cutter cap. Cap breaks and curls shavings to prevent wood from splitting ahead of blade edge. Cutlery-steel blade 2 inches wide with honed, razor-sharp cutting edge. Snug-fitting frog eliminates jumping and side play. Clamp assembly locks solidly to prevent chatter. Shaped handle and knob of high-impact plastic.

Smooth No. 4. As described above. For work on small workpieces. Measures 9 inches long overall.
9 GT 37064—Shipping weight 4 lbs. 2 oz. . . . \$14.29

Jack No. 5. As above. Longer than No. 4 for truing big board surfaces. 14 inches long overall.
9 GT 37065—Shipping weight 5 lbs. 4 oz. . . . \$15.29



Block Planes

(1 thru 3) Single-plane cutter. Blade set as low as 20° angle for cutting *across* wood grain. Use to plane small pieces of wood and ends of moldings, trim and siding. Also use for beveling, rounding corners, chamfering, model making. Cutlery-steel blade can be adjusted for shaving thickness from coarse work to tissue-thin smoothing. Small size fits palm.

1 6 inches long. Adjustable side-wise and endwise. Throat can be adjusted for coarse or fine work. Cutter blade 1½ inches wide. Convenient comfortable metal knob for endwise and sidewise adjustments.
Shipping weight 1 lb. 10 oz.
9 GT 37052 \$8.39

2 7 inches long. Adjustable side-wise and endwise. Cutter blade 1½ inches wide. Handy plastic knob.
Shipping weight 1 lb. 10 oz.
9 GT 37051 \$6.39

3 3½ inches long. Just the right size for hobbyists. Small enough to carry with you in your pocket. Adjustable cutter blade 1 inch wide. Screw locks manually.
Shipping weight 5 ounces.
9 GT 37057 \$1.87

General-purpose Sears Bench Plane

Smooth No. 4. Double-plane cutter. For general-purpose use in planing *with* the grain. Blade 2 inches wide. Hardwood handle and knob. Measures 9 inches long overall. Not CRAFTSMAN.

9 GT 37063—Shipping weight 4 lbs. 7 oz. . . . \$10.29

CRAFTSMAN® Knives with the A.C.A. Edge®

(4 thru 7) You'll enjoy years of dependable service from these superbly-crafted knives featuring hardened stainless steel blades with the Amazing Cutting Action edge. Knife ends (bolsters) of solid nickel alloy; end rivets and pivot pins of rugged stainless steel; knife linings, blade dividers of brass. Blades won't rust, loosen, break. Handles of unbreakable DuPont Delrin® plastic, decorated with American Eagle design. Painstakingly assembled, fitted, finished by hand. Unconditionally guaranteed. Sharpening instructions.

4 The Outdoorsman. A big, brawny knife that fills the hand. Measures a full 9¼ inches when open. Two blades (heavy-duty clip and general purpose). Brushed finish handle for positive grip. Lanyard hole in one bolster. Shaped pouch of rugged cowhide leather.
9 GT 95026—Shipping weight 1 lb. 7 oz. . . . \$22.45

5 The Stockman. 4 inches long, with 3 blades (clip, sheepfoot, carving).
9 GT 95025—Wt. 5 oz. . . . \$13.95

6 Gentlemen's Jack Knife. 3¼ inches long, with 2 blades (clip and sheepfoot).
9 GT 95024—Wt. 4 oz. . . . \$10.95

7 Gentlemen's Pen Knife. Lightweight and slender enough to carry in trousers. 3¼ inches long. 2 blades (clip, nail file).
9 GT 95023—Shipping weight 4 ounces \$8.95



CRAFTSMAN® Surform® Forming Tools*

(8 thru 11) Fast-working, unique cutting and forming tools for wood, aluminum, copper, plastics, tile, laminated counter tops and metals up to the hardness of mild steel. Tough, razor-sharp teeth act like chisels; pre-set in hardened, tempered Sheffield steel blade. No adjustments needed. Shavings pass through, no clogging. (8), (9), (10) have rugged die-cast zinc alloy body 1½ inches wide. To replace blades for (8), (9), (10), simply loosen one screw.

8 Plane Type. Plastic rear handle. 1½x12½x5 inches.
9 GT 67722—Shipping weight 1 lb. 8 oz. . . . \$4.89

Replacement Blades for (8) and (10). Wt. 5 oz.
9 GT 67731—Flat (1½ inches wide) \$1.47
9 GT 67732—Half-round (1½ inches wide) . . . 1.67

9 Pocket Plane Type. Carry in apron or overall pocket. Fits palm. 5½x2 inches high.
9 GT 67723—Shipping weight 9 oz. . . . \$1.97

Replacement Blade. For (9). 5½ in. long, 1½ in. wide.
9 GT 67733—Shipping weight 3 oz. . . . \$1.97

10 File Type. Contoured black plastic rear handle. 16x1½ in. high. **Replacement blades** under (8) above.
9 GT 67721—Shipping weight 1 lb. 2 oz. . . . \$3.67

11 Round File Type. For all scalloped wood. Enlarges holes, forms and shapes decorative concave or circular cuts. Hardwood handle. Blade diameter of ¾ inches. Measures 14 inches long overall.
9 GT 67724—Shipping weight 8 oz. . . . \$2.95

*Surform is a Stanley Tool Works registered trademark.



Utility Knives, Wood Scrapers

12 CRAFTSMAN Pocket Utility Knife. Retractable blade locks in 3 positions. 3 in. long. 2 blades.
9 GT 9543—Shipping weight 4 ounces \$9.95

13 CRAFTSMAN Retractable-blade Utility Knife. Blade locks in 4 positions. 5 blades. 5½ in. long.
9 GT 9486—Shipping weight 9 ounces \$2.27

CRAFTSMAN non-retractable Utility Knife. 5 blades.
9 GT 9515—Shipping weight 6 ounces \$1.47

Replacement Blades. For 9GT9486, 9GT9515. Pkg. of 5.
9 GT 9517—Shipping weight 3 ounces Package 59c

14 CRAFTSMAN Vinyl and Linoleum Knife. 2½-in. blade with long, heavy point. Hardwood handle.
9 GT 95394—Shipping weight 6 ounces \$1.47

Sears Linoleum Knife. Short-point blade.
9 GT 95382—Not Craftsman. Shipping wt. 5 oz. . . . 99c

15 CRAFTSMAN Wood Scraper with 4-edge blade. 2½-in. blade on 10-inch scraper. 1½-inch blade on 8-inch scraper.
9 GT 90121—10-inch Scraper. Shipping weight 12 oz. . . \$1.89
9 GT 9014—8-inch Scraper. Shipping weight 9 oz. . . 1.47

Replacement Blades. For 9 GT 90121 above, former 9-9012, other 4-edge 2½-in. blade scrapers. Pkg. of 2.
9 GT 90123—Shipping weight 5 ounces Pkg. \$1.17
9 GT 90142—For 9GT9014. Pkg. of 2. Wt. 3 oz. . . Pkg. 97c

Wire Brushes

(16 thru 19) Use to clean power tools, metal parts, fittings. Remove rust, paint, dirt, grease from wood, metal, stone. Protective bristle covers. Wood handles.

16 Curved back. 3 rows of 19 tufts 1½ inches high. 14 in. long, 1 in. wide.
9 GT 3668—Shipping weight 9 oz. . . . \$1.17

17 Brush and Scraper. 2½-in. scraper. 4 rows; 10 tufts (1½-in.). 11x1½ in.
9 GT 3647—Shipping weight 15 oz. . . . \$2.17

18 Straight back. 6 rows of 19 tufts 1½ in. high. 7¼ in. long, 2¼ in. wide.
9 GT 3653—Shipping weight 14 oz. . . . \$1.67

19 Down-curved back. 4 rows of 16 tufts 1¼ in. high. 1x10 in. long.
9 GT 3669—Shipping weight 9 oz. . . . \$1.17





Precision-tempered Wood Chisels

1 Craftsman® 4-pc. Chisel Set. Separately total \$11.98. Extra-strong $\frac{1}{2}$ -in. blades of precision-ground high carbon steel, hammer forged and heat-treated for lasting sharpness. Mirror polished, then coated to resist rust, corrosion. Blade tangs extend into butyrate Tenite® II handles which outlast ordinary wood handles. Includes one each of the most-used sizes: $\frac{1}{4}$, $\frac{1}{2}$, $\frac{3}{4}$, and 1-inch. In plastic pouch.

9 GT 36807—Shpg. wt. 1 lb. 9 oz. Set \$11.49

Individual Chisels as above.

Catalog No.	Width	Shpg. wt.	Each
9 GT 36802	$\frac{1}{4}$ inch	6 ounces	\$2.67
9 GT 36803	$\frac{1}{2}$ inch	7 ounces	2.87
9 GT 36804	$\frac{3}{4}$ inch	7 ounces	3.07
9 GT 36805	1 inch	8 ounces	3.37
9 GT 36806	$1\frac{1}{4}$ inches	9 ounces	3.77

2 CRAFTSMAN® 4-piece Chisel Set. Separately total \$9.98. Drop-forged high carbon steel, hardened and tempered, then chrome plated to resist rust and corrosion. Precision-ground bevels and cutting edge. Round shank with large striking head. Set includes one each of $\frac{1}{4}$, $\frac{1}{2}$, $\frac{3}{4}$, and 1-in. sizes. Pouch incl.

9 GT 36838—Shpg. wt. 1 lb. 13 oz. Set \$9.49

CRAFTSMAN® Individual Chisels as (2) above. $\frac{2}{3}$ -inch size is double-beveled.

Catalog No.	Width	Shipping wt.	Each
9 GT 36832	$\frac{1}{4}$ inch	4 oz.	\$2.17
9 GT 36833	$\frac{1}{2}$ inch	6 oz.	2.37
9 GT 36834	$\frac{3}{4}$ inch	7 oz.	2.57
9 GT 36835	1 inch	12 oz.	2.87
9 GT 36836	$1\frac{1}{4}$ inches	15 oz.	3.27
9 GT 36837	$2\frac{1}{2}$ inches	2 lbs. 5 oz.	4.17


3 Three-piece Chisel Set. Lightweight, well-balanced tang-type for general-purpose use. Drop-forged, heat-treated high carbon steel, with vinyl-covered plastic handles. Precision-ground cutting edges. Chisels in $\frac{1}{2}$, $\frac{3}{4}$, and 1-inch sizes. With plastic pouch. Not Craftsman. Japan.

9 GT 3687—Shpg. wt. 1 lb. 2 oz. Set \$4.89

CRAFTSMAN® 7-pc. Carving Chisel Set

4 Carve wood, linoleum, soap. Forged alloy steel blades, austempered for edge-holding ability and hardness. Precision-ground bevels and cutting edge, with hardwood handles. With 6 chisels (straight blade, bent blade, bent gouge, skew bevel, "U" tool, veining tool), sharpening stone, convenient plastic storage pouch.

9 GT 3689—Shipping weight 10 oz. Set \$8.97



5 CRAFTSMAN Oval Scythe Stone. For kitchen knives. Vitrified aluminum oxide. Oval shape—measures $11 \times 1\frac{1}{4} \times \frac{3}{8}$ inches.

9 GT 6445—Shpg. wt. 10 oz. \$5c

6 CRAFTSMAN Pocket Knife Stone. Fine grain silicon carbide grit. Pocket size— $3 \times \frac{1}{2} \times \frac{1}{4}$ in. Plastic case.

9 GT 6441—Shpg. wt. 3 oz. 29c

7 CRAFTSMAN Combination Sharpening Stone. Vitrified silicon carbide. 1 side coarse; 1 side fine.

Catalog No.	Size	Wt.	Each
9GT64403	$5 \times 2 \times \frac{1}{4}$ in.	10 oz.	\$1.49
9GT64401	$6 \times 2 \times 1$ in.	1 lb.	1.89
9GT64402	$7 \times 2 \times 1$ in.	1 lb. 2 oz.	1.99

8 CRAFTSMAN Tapered Flat Stone. General-purpose. Vitrified silicon carbide. Measures $9 \times 1\frac{1}{2} \times \frac{1}{2}$ inch.

9 GT 6446—Shpg. wt. 6 oz. \$5c



CRAFTSMAN® Levels

Accurate through a 360° rotation

(9 thru 12) Try it—turn them a full 360°. At all angles you'll get pinpoint accuracy for plumb or level readings. One monovial does the job of two ordinary curved-glass vials, and barrel-shaping lets you read level flat or on edge from one vial. And these monovials are nearly 20% larger than ordinary vials for quick, easy reading. Rigid extruded-aluminum frames resist warping, bowing.

9 24-inch Extruded Aluminum Level. I-beam construction. Three vials; two plumb, one level. No top-reading window. Not Craftsman.

9 GT 39955—Shipping weight 1 lb. 6 oz. \$4.95

18-inch Aluminum Level. Three vials; one level, one plumb, one 45° (six glass equivalent). Not Craftsman.

9 GT 39845—Shipping weight 1 lb. 2 oz. \$3.47

10 Aluminum Levels. With convenient top-reading window. I-beam construction, closed ends for strength.

Catalog Number	Length inches	Vials	Magnetic edge	Shpg. wt. lbs.	Price each
9 GT 39923	24	2 1 ...	Yes	1 12	\$8.99
9 GT 39924	24	2 1 ...	No	1 8	7.95
9 GT 39922	18	1 1 1	No	1 4	6.95
9 GT 39925C	28	2 1 ...	No	2	8.95
9 GT 39926C	48	2 2 ...	No	3	15.89

11 78-inch Aluminum Level. 5 monovials; 3 plumb, 2 level. All firmly anchored in frame for stability. Rigid I-beam construction; closed ends for extra strength. (See parcel post information on pg. 96.)

9 GT 39918L—Shipping weight 10 pounds \$29.79

12 9-inch Torpedo Levels. Fit easily in tool box or pocket. Three vials; level, plumb, and 45°. Aluminum frame. One magnetic edge, one V-groove edge.

9 GT 39833—Shipping weight 7 ounces \$4.67

Non-magnetic. As above, but non-magnetic. Two V-groove edges.

9 GT 39834—Shipping weight 7 ounces \$3.67

Special-duty Levels

13 $1\frac{1}{4}$ -inch Circular Level. Reads all horizontal positions at one time. Outside circle reads 1° pitch. Plastic.


9 GT 3981—Shipping weight 3 ounces \$1.17

14 Magnetic Protractor Level. Reads plumb or level within $\frac{1}{2}$ °. Scale for pitch readings. Monovial. Measures $2\frac{1}{2} \times 2\frac{1}{2} \times \frac{3}{4}$ inches overall. Plastic.

9 GT 3990—Shipping weight 4 ounces \$2.47

15 $3 \times \frac{1}{2}$ -in. Line, Surface Level. Monovial. Plastic.

9 GT 3982—Shipping weight 3 ounces \$1.17



CRAFTSMAN® Clamps for gluing, sawing, welding

16 CRAFTSMAN® Corner and Miter-box Clamp Set. Mark frame size, clamp, then cut 90° corners every time. Makes gluing, nailing, stapling easier. Corners are stronger... frame pieces fit exactly, without gaps. Fasten to table or work bench. With 3 corner clamps; 1 miter-box clamp—all of aluminum alloy.

9 GT 66614—Shipping weight 2 lbs. 13 oz. Set \$9.89

Miter-box Corner Clamp. Holds pieces up to 3 inches wide; guides saw for precise 45° angle cuts. Fits any back or hand saw. Guides adjust to blade width.

9 GT 6661—Shipping weight 1 lb. 2 oz. \$3.47

Regular Corner Clamp. Three needed with miter-box clamp.

9 GT 6666—Shipping weight 12 oz. Each \$2.47

17 Standard Malleable-iron "C" Clamp.

Plated steel screw; sliding handle.

Catalog Number	Opens to	Throat depth	Shpg. wt. lbs.	Each
9 GT 66671	1 in.	1 in.	4	77c
9 GT 66672	2 in.	$1\frac{1}{2}$ in.	7	97c
9 GT 66673	3 in.	$1\frac{3}{4}$ in.	15	1.77
9 GT 66674	4 in.	2 in.	2	3.27
9 GT 66675	5 in.	$2\frac{1}{2}$ in.	2	3.97
9 GT 66676	6 in.	$2\frac{3}{4}$ in.	2	4.77
9 GT 66678	8 in.	$3\frac{1}{4}$ in.	4	6.72

Deep-throat "C" Clamps (not shown). Pearl-ite iron frame, stronger than malleable iron.

Catalog Number	Opens to	Throat depth	Shpg. wt. lbs.	Each
9 GT 66681	1 in.	3 in.	8	\$1.57
9 GT 66682	$2\frac{1}{2}$ in.	$4\frac{1}{2}$ in.	1	2.87
9 GT 66684	4 in.	5 in.	2	4.97

18 Aluminum-alloy "C" Clamp. Designed for long life—won't rust or warp. Steel screw, sliding handle.

Catalog Number	Opens to	Throat depth	Shipping weight	Each
9 GT 66701	1 in.	1 in.	3 oz.	97c
9 GT 66702	2 in.	$1\frac{1}{2}$ in.	5 oz.	\$1.17
9 GT 66703	3 in.	$1\frac{3}{4}$ in.	10 oz.	1.97
9 GT 66704	4 in.	2 in.	1 lb.	3.17

19 Gluing Clamp. Fits $\frac{3}{4}$ -in. threaded pipe. Jaw face $1\frac{1}{4} \times 1\frac{1}{2}$ in. 2-pc. set. Wt. set 3 lbs. 3 oz.

9 GT 6674—Set \$5.27... 2 sets \$9.98

20 Gluing Clamp. Not Craftsman. Fits $\frac{1}{2}$ -in. pipe. Jaw face $1\frac{1}{2} \times 1\frac{1}{2}$ in. 2-pc. set. T-handle.

9GT6675—Japan. Wt. 15 oz. Set \$4.69

(21) Spring Clamps. Heavy steel.

Catalog Number	Opens to	Overall length	Wt. each	Each
9 GT 66691	1 in.	4 in.	4 oz.	79c
9 GT 66692	2 in.	6 in.	9 oz.	\$1.19
9 GT 66693	3 in.	9 in.	15 oz.	1.99

22 CRAFTSMAN Adjustable Gluing Clamp. Hardwood.

Jaws open to 8 inches.

9GT66638—Wt. 3 lbs. 15 oz. Ea. \$7.99

Jaws open to 10 inches.

9GT66639—Wt. 5 lbs. 2 oz. Ea. \$8.99

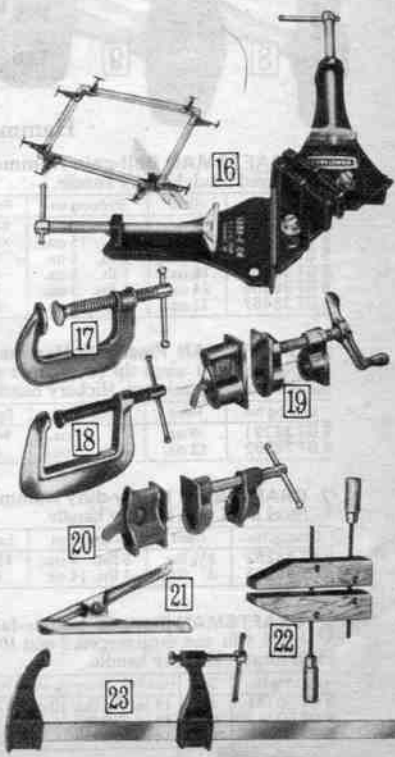
23 Light-service Bar Clamp. $2\frac{1}{2}$ -in. jaws. Adjustable head.

Jaws open to 12 inches.

9 GT 66662—Wt. 1 lb. 15 oz. Ea. \$5.39

Jaws open to 24 inches.

9 GT 6663C—Wt. 3 lbs. Ea. \$5.99



These CRAFTSMAN® Hammers give you exclusive features A, B and C below

A Third Claw™ to pull nails from tight spots

B Steel rib forged under each claw for extra strength

C Beveled crown to reduce chipping



1 Fiber glass handle, curved claw
\$789

2 Tubular steel handle, curved claw
\$789

3 Solid steel handle, curved claw
\$789

4 Hickory handle, curved claw
\$689

Fiber glass handle on hammer (1) pressure-locked, steel-wedged and epoxy-bonded to head. Locked so tightly it withstood an average of over 3 tons pulling pressure in tests conducted in our own laboratory.

1 With fiber glass handle. Continuous, parallel fiber glass strands add strength and absorb shock along the length of the handle. Hollow core inside concentrates weight in eye and neck sections where strength is needed most. Perforated neoprene grips for comfort, sure grip. Head and handle locked together with strong epoxy bond and steel wedge . . . inserted with 3000 pounds of hydraulic pressure. Keeps handle permanently locked in place—refuses to loosen or separate.

Triple-tempered forged steel head for durability. Machined face is crowned and beveled to reduce chipping, increase striking power. Inner bevel on claw grips nails tightly for firm, positive pulling power.

With curved claw.
9 GT 3820—16-oz. head. Shpg. wt. 1 lb. 13 oz. \$7.89
9 GT 3822—13-oz. head. Shpg. wt. 1 lb. 9 oz. 7.89

With straight claw.
Milled face. (No third claw.)
9 GT 3823—20-oz. head. Shpg. wt. 2 lbs. 6 oz. \$9.89
9 GT 3821—16-oz. head. Shpg. wt. 1 lb. 15 oz. 7.89

2 With tubular steel handle. Stronger than hickory, 2 absorbs more shock than solid steel. Internal pre-shrunk hickory plug extends back from head into handle to add strength and absorb hand-stinging vibrations. Forged steel 16-ounce head. Comfortable, perforated neoprene-covered grip helps cushion blows.

9 GT 3836—Shipping weight 1 lb. 13 oz. \$7.89

3 With solid, hardened-steel handle. Hickory plug in head helps cut vibrations. Head and handle both forged steel. Perforated, neoprene-covered grip bonded to I-beam section. Choose curved or straight claw.

With curved claw. 16-ounce head.
9 GT 3825—Shipping wt. 1 lb. 12 oz. \$7.89

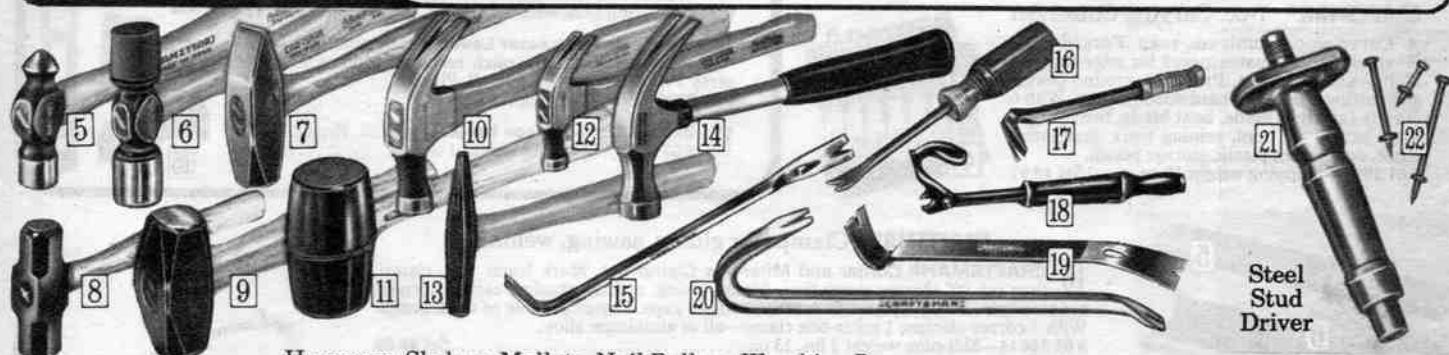
With straight claw. 20-ounce head. (No third claw.)
9 GT 38273—Shipping wt. 2 lbs. 6 oz. \$8.89

4 With select hickory handle. Reinforced with steel headliner (except 9 GT 38095). Forged steel head.

With curved claw. 16-ounce head.
9 GT 38141—Shipping wt. 1 lb. 11 oz. \$6.89

With straight claw. 16-ounce head.
9 GT 3816—Shipping wt. 1 lb. 12 oz. \$6.89

With straight claw and big 20 ounce head. (No 3rd claw).
9 GT 38095—Shipping weight 2 lbs. 3 oz. \$7.39



Hammers, Sledges, Mallets, Nail Pullers, Wrecking Bars

5 CRAFTSMAN Ball-pein Hammers. Forged head; hickory handle.

Catalog No.	Head	Shipping wt.	Price
9 GT 38461	4 oz.	10 oz.	\$4.17
9 GT 38463	8 oz.	15 oz.	4.47
9 GT 38464	12 oz.	1 lb. 4 oz.	4.67
9 GT 38465	16 oz.	1 lb. 8 oz.	4.87
9 GT 38466	24 oz.	2 lbs. 3 oz.	5.47
9 GT 38467	32 oz.	2 lbs. 11 oz.	5.97

6 CRAFTSMAN Plastic-tip Hammer. 1 plastic tip, 1 vinyl tip (won't mar surfaces). Forged steel core. Hickory handle.

Catalog No.	Head	Shipping wt.	Each
9 GT 38291	6 oz.	11 oz.	\$4.47
9 GT 38292	12 oz.	1 lb. 5 oz.	4.97

7 CRAFTSMAN Heavy-duty Hammer. Steel head with hickory handle.

Catalog No.	Head	Shipping wt.	Each
9 GT 38262	2½ lbs.	3 lbs. 4 oz.	\$6.89
9 GT 38263	3 lbs.	3 lbs. 14 oz.	7.39

8 CRAFTSMAN Sledges. Double-faced head. 4-lb. size drop forged; 8 and 10-lb. hand forged. Hickory handle.

Catalog No.	Size	Handle	Shipping wt.	Price
9 GT 50751	4-lb.	15 in.	4 lbs. 10 oz.	\$7.29
9 GT 50752C	8-lb.	32 in.	10 lbs.	11.47
9 GT 50753C	10-lb.	34 in.	12 lbs.	13.47

9 CRAFTSMAN Hand-drilling Hammer. 3-pound forged steel head. Durable 10-inch hickory handle.

9 GT 38311—Shpg. wt. 3 lbs. 11 oz. . . . \$6.89

10 CRAFTSMAN Hammer. Drop-forged steel head. Double-steel wedged hickory handle. Curved claw.

Polished 16-ounce head.
9 GT 3818—Shpg. wt. 1 lb. 9 oz. . . . \$4.99

Black-painted 16-ounce head.
9 GT 38081—Shpg. wt. 1 lb. 9 oz. . . . \$2.97

11 CRAFTSMAN Rubber Mallet. 16-ounce head. Wood handle.

9 GT 4578—Shpg. wt. 1 lb. 8 oz. . . . \$3.47

12 CRAFTSMAN Model Makers' Hammer. 5-ounce forged steel head. 11-inch straight-grained hickory handle.

9 GT 3813—Shipping weight 10 oz. . . \$4.97

13 Tack Hammer. 5-ounce forged steel head. One magnetized end holds tacks. Straight-grained hickory handle.

9 GT 3802—Shipping weight 10 oz. . . \$2.47

14 Curved Claw Hammer. Tubular steel handle, 16-ounce head. Not CRAFTSMAN. Made in Japan.

9 GT 3812—Shpg. wt. 1 lb. 14 oz. . . \$4.79

15 CRAFTSMAN Rip Bar. ¾x18 in. 9GT6577—Steel. Wt. 2 lbs. 11 oz. \$3.89

16 Tack Puller. Steel, with vinyl grip. 9 GT 3810—Shpg. wt. 4 oz. 69c

17 CRAFTSMAN 12-inch Nail Puller. With rugged steel jaws. 9 GT 6595—Shpg. wt. 1 lb. 7 oz. . . . \$2.89

18 18-in. Nail Puller. Steel jaws. 9 GT 6593—Shpg. wt. 5 lbs. 6 oz. \$7.99

19 CRAFTSMAN Pull-n-Pry® Bar. Made of rugged tempered steel. 2x15 inches long. 9 GT 6591—Shpg. wt. 1 lb. 12 oz. . . . \$3.67

¾x5½ inches long.
9 GT 65941—Shpg. wt. 5 oz. 89c

20 CRAFTSMAN Wrecking Bar. ¾x24 inches long. 9 GT 6597C—Shpg. wt. 4 lbs. \$3.97

¾x30 inches long.
9 GT 65981C—Shpg. wt. 5 lbs. \$4.47

Economy Wrecking Bars. Steel.

1½-inch stock, 12 inches long.
9 GT 6596—Shipping wt. 15 oz. 49c

¾-inch stock, 24 inches long.
9 GT 6598C—Shipping wt. 4 lbs. \$1.97

Steel Stud Driver

21 For carpenters, masons, electricians, handy men. Use to fasten furring strips, drapery brackets, shelving, conduits and peg boards to brick, concrete, cinder blocks.


Set fastener in concrete with a few blows of 2-pound or larger hammer. Protective lip helps guard against hitting hand. Hardened steel driver set in shock-absorbent vinyl.

Shpg. wt. 1 lb. 4 oz.
9 GT 3571 \$3.99

Steel Drive Studs for use with Steel Stud Driver

22 Austempered steel with washer. Shipping wt. per pkg. 4 oz.

Catalog Number	Shank Length	Pkg. of	Price
9GT357021	in.	12	\$1.19
9GT357041	1½ in.	10	1.19
9GT357052	in.	9	1.19
9GT357082½	in.	8	1.19
9GT357093	in.	7	1.19



Low-cost Hand Saws for almost any job

1 CRAFTSMAN Taper-ground Saw. Crosscut type. Blade tapered to reduce binding. Bevel-filed teeth. Hardwood handle firmly attached with 3 screws and Craftsman medallion. Shpg. wt. 2 lbs.

Catalog Number	Cut	Points per in.	Price
26-inch blade			
9GT36153C	Coarse	8	\$9.89
9GT36154C	Fine	10	9.89
22-inch blade			
9GT36151C	Fine	12	9.39

2 CRAFTSMAN precision-ground Cross-cut Saw. Coarse cut. 26-inch tempered steel blade, securely fastened to plastic handle with 3 large screws. Bevel-filed teeth uniformly set; 8 points per inch. With vinyl blade guard to help keep saw sharp, help prevent accidents. 9 GT 36136C—Shipping weight 2 lbs.\$4.89

3 Crosscut Saw. Straight-back style. Precision-ground for fast and general-purpose cutting. Hardened tool-steel blade, 26 inches long, heat-treated and tempered. Weather and rust-resistant lacquer finish. Sharp teeth accurately set; 8 points per inch. Three screws attach plastic handle to blade. Not CRAFTSMAN. 9 GT 36123C—Shipping weight 2 lbs.\$2.69

CRAFTSMAN® Hand Saws with Kromedge® Blades

Convenient hang-up hole

\$12³⁹

Stay sharp many times longer than ordinary blades

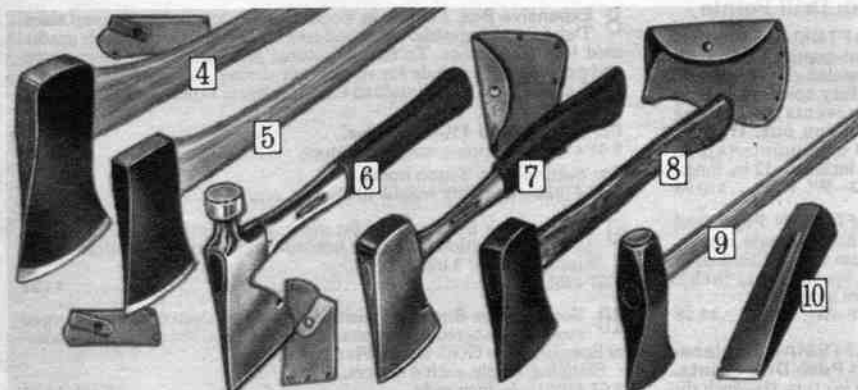
Tempered tool steel blade, 26 inches long; taper-ground to reduce friction and binding. Exclusive finish protects against rust, while it holds the edge. Bevel-filed teeth for fast, clean cutting. Laminated hardwood handle with walnut stain; clear lacquer finish. Vinyl blade guard protects cutting edge, helps prevent dulling.

Coarse cut, 8 points per inch.

9 GT 36193C—Shipping weight 3 pounds\$12.39

Fine cut, 10 points per inch.

9 GT 36194C—Shipping weight 3 pounds 12.39



Axes and Hatchets

4 Our Best CRAFTSMAN Axes. Tempered and hardened. 3½-lb. tool steel head; 4½-in. cutting edge. 36-in. hickory handle, tested to over 650 lbs. Wedge-locked. Leather blade sheath. 9 GT 50371C—Single bit. Shpg. wt. 6 lbs.\$8.99
9 GT 50411C—Double bit. (Not shown) Wt. 6 lbs. 10.99

5 CRAFTSMAN Axe. Forged 2¼-lb. steel head, heat tempered and hardened. 3½-in. cutting edge. 28-in. hickory handle. Leather blade sheath. 9 GT 5026C—Shipping weight 4 pounds\$7.99

6 Our Best CRAFTSMAN Half Hatchet. Chrome-plated, 13-inch long tubular steel handle. Axe-steel head . . . heat-treated, polished, tempered to hold keen edge. Forged head with preshrunk hickory plug. Suede-finish neoprene grip absorbs shocks. Head has slot for pulling nails. 3¼-in. cutting edge. Leather cutting edge guard. 9 GT 4812—Shpg. wt. 1 lb. 14 oz.\$10.89

Half Hatchet. (Not shown). Forged-steel head, heat-treated, hardened. 3½-in. cutting edge. Double-steel wedge lock. Black enamel finished head; nail slot. Hickory handle. Not Craftsman. 9 GT 4800—Shipping weight 2 lbs.\$7.39

7 CRAFTSMAN All-steel Campers Axe. Highly-polished steel head and neck with solid steel handle. Suede-finish neoprene grip cushions shocks. 2¾-in. cutting edge. With leather sheath, open at top for driving nails and tent stakes. 9 GT 4810—Shpg. wt. 2 lbs.\$9.89

8 Pack Axe. Forged, heat-treated steel head coated with lacquer finish to resist rust. 1¼-pound head; 3¼-in. cutting edge. 14-inch hickory handle. With open-top leather sheath. Not Craftsman. 9 GT 4811—Shpg. wt. 2 lbs.\$7.39

9 Woodchoppers' Maul. High-carbon steel head with polished edge. 6-lb. head. Use for splitting wood. 9 GT 50731C—Shpg. wt. 8 lbs.\$11.49

10 Carbon-steel Wedge. Hand-forged. For splitting logs. Measures 9 inches long. 9 GT 5064—Wt. 5 lbs. 2 oz.\$3.99

Construction Tools

11 CRAFTSMAN Try Square. 8-inch steel blade with black-oxide finish. White markings in 8ths at top and bottom on both sides of blade. Rosewood color wood handle and brass trim . . . rubbed wax finish. 9 GT 39593—Shpg. wt. 11 oz.\$4.97

12 CRAFTSMAN Sliding "T" Bevel. Use bevel to divide or transfer angles, check mitered and beveled edges. Adjustable 8-inch stainless steel blade locks in position. With rosewood finished wood handle and solid brass trim. 9 GT 39484—Shpg. wt. 7 oz.\$3.97

13 Yellow Chalk Line. 200-foot ball. Number 21. For carpenters, masons, and for home use. Shipping weight 6 ounces. 9 GT 7654Ball 99c

14 Nylon Twine. 100-yd. spool. Size 21. 177-pound test. White. 9 GT 76551—Wt. 10 oz.Each \$1.49

15 CRAFTSMAN Dual-purpose Chalk and Plumb Line. Full rewind cylinder; fold-away handle. Slide-action brake releases automatically when line is rewound. Sturdy die-cast case. Combination refill cap, plumb bob tip. Hook ring on end for one-man use. 9 GT 3773—50 ft. Shpg. wt. 11 oz.\$2.79
9 GT 37734—100 ft. Wt. 12 oz. 2.99

Powdered Carpenters' Chalk. For use in chalk and plumb line above. In convenient 8-ounce squeeze bottle. Shipping weight each, 11 oz. 9 GT 37587—BlueBottle 79c
9 GT 37588—RedBottle 79c

16 Contour Gauge. Stainless steel needles form a 6-in. row. Plastic coated steel body. From West Germany. Shipping weight 10 ounces. 9 GT 3946\$4.29

High and low voltage Circuit Testers for home, hobby, industry

17 110-120-volt Pocket Electric Tester. Great for testing wall and lamp sockets. Neon lamp lights up when tester contacts current. No wires needed. Also works as pocket screwdriver. 5¼ inches long. Shipping weight 3 ounces. 9 GT 4169\$1.07

18 Low-voltage (6 to 12-volt) Live Circuit Tester. Traces circuits with power applied up to 20-volt, AC or DC. For auto, boat or model train. Bulb glows in handle. Alligator clip ground; needle point probe for penetrating insulation. With 20-inch ground lead. Measures 5¼-inches long. Shipping weight 4 ounces. 9 GT 4170\$1.98

19 Combination Circuit Tester and Flashlight. For continuity testing on unpowered circuits or as pocket flashlight. Uses penlight "AA" batteries (not included). Checks fuses, circuits, broken wires and faulty appliances. Made of chrome-plated brass. Includes alligator clip. 3-foot ground lead. Retractable pocket clip slides along flashlight, becomes a test probe when checking continuity. ¾-inch diameter; 5½ inches long. Shipping weight 6 ounces. 9 GT 4173\$2.95

10-piece Nutdriver and Screwdriver Set

Tough, shockproof butyrate plastic handles. Includes large handle that fits over other handles to increase turning torque. Set includes 5 nutdrivers (⅜, ⅜, ⅜, ⅜, ⅜-inch); also ⅜, ⅜, ⅜-inch flatedge and Numbers 1 and 2 Phillips screwdrivers. With case. Shipping weight 1 pound 1 ounce. 9 GT 45111Set \$6.39

Our finest CRAFTSMAN® Heavy-duty Brace

\$1479

- All exposed metal parts nickel-plated to resist rust
- Head rotates on ball bearings for really smooth operation
- Box ratchet completely enclosed to keep dirt out and reduce wear

Professional-quality brace, ruggedly built for heavy-duty service. 1/2-inch diameter steel frame for rigidity. Completely enclosed box ratchet releases and reverses with knurled shift ring. Alligator-type chuck grabs round and tapered-shank bits . . . holds them securely. Steel-reinforced hardwood head turns smoothly on ball bearings. Lacquered center grip is brass reinforced for added strength. 10-inch sweep permits drilling in close quarters.


9 GT 4240—Shipping wt. 4 lbs. \$14.79



Medium-duty Brace
\$549

This is a well-made, dependable brace designed to handle all except the heavy-duty jobs which require our professional brace at left. Sturdy 7/16-inch steel frame. Hardwood head reinforced with steel. Hardwood center grip. Two-jaw chuck holds both round and tapered-shank bits. Semi-boxed ratchet releases and reverses with knurled ring. All exposed parts nickel plated. 10-inch sweep. Not Craftsman. Japan. Wt. 2 lbs. 5 oz.

9 GT 42402—\$5.49



CRAFTSMAN® Auger Bits

(6 and 7) Solid-center Auger Bit Sets. Professional-quality, wood-boring bits for use with hand braces. All bits wood-tested for dependability. Heat-treated and tempered carbon tool steel. Precision-milled and polished. Accurately centered, self-starting screw points. Spiral twists uniformly ground to close tolerances for precision cutting, smooth non-binding action.

6 6-piece Set with caps. Sizes 1/4, 3/8, 1/2, 5/8, 3/4 and 1-inch diameter. Tips covered by removable protective caps. Metal rack with pre-punched slots in back for mounting rack on wall close to your workbench.

9 GT 4156—Shipping weight 1 lb. 12 oz. Set \$12.50

7 13-piece Set without caps. Sizes 1/4, 3/8, 1/2, 5/8, 3/4, 1 1/4, 1 1/2, 1 3/4, 2, 2 1/4, 2 1/2, 3, 4 inches. With plastic pouch.

9 GT 41721—Shipping weight 3 lbs. 2 oz. Set \$28.50

Individual Solid-center Auger Bits with caps. Same professional-quality bits as above. Tips covered with removable plastic caps.

Catalog Number	Size inches	Shipping weight	Each	Catalog Number	Size inches	Shipping weight	Each
9 GT 41751	1/4	3 ounces	\$2.19	9 GT 41759	3/4	6 ounces	\$2.59
9 GT 41753	3/8	4 ounces	2.19	9 GT 41762	5/8	7 ounces	2.69
9 GT 41755	1/2	5 ounces	2.19	9 GT 41764	1	9 ounces	2.89
9 GT 41757	3/4	6 ounces	2.39				

8 Expansive Bits. For use in wood. One bit cuts holes of many sizes. Two interchangeable, tempered tool steel cutter blades with graduated 1/16-inch settings. To change setting, just loosen hold-down screw and position cutter blade for size of hole desired (see hole sizes below). Professional quality. Standard Clark pattern; tapered square shank. Plastic case.

For cutting 1/2 to 1 1/2-inch holes.

9 GT 41924—Shipping weight 6 ounces \$5.29

For cutting 3/4 to 3-inch holes.

9 GT 41934—Shipping weight 10 ounces \$6.29

9 Countersink Bit. Designed for use in wood. Forged steel. 5/8-in. size. 1/4-in. combination shank fits braces, hand drills, electric drills. Shipping weight 3 ounces.

9 GT 4205 \$1.27

10 Screwdriver Bits. For positive driving of slotted screws. Forged steel with tapered square shank that fits hand braces. Meets Federal Specifications GGG-B-376. Five inches long. Shipping weight each 4 ounces.

9 GT 41001—1/4-inch wide Each \$1.19

9 GT 41002—3/16-inch wide Each 1.19

9 GT 41003—3/8-inch wide Each 1.19

Hand Drills, Push Drills, Push Drill Points

(1 and 2) Steel. 3-jaw chuck clamps onto round-shank bits to 1/4 in. diam.

1 All-purpose Hand Drill. Nickel-plated steel frame and chuck nut. Double pinion nylon gears. Hardwood handle. 10 3/4 inches long. Order drill bits separately, page 120.

9 GT 4210—Wt. 15 oz. . . \$3.27

2 CRAFTSMAN Hand Drill Set. Drill fast or slow with 2-position handle. Pinion gears for smooth, sure torque. Includes 8 drill bits (1/16 thru 1 1/4-in.) stored in wood handle. 11 1/2 inches long. Wt. 1 lb. 9 oz.

9 GT 4231 Set \$8.39

3 CRAFTSMAN Professional-quality Push Drill Set. All metal; chrome-plated. Heavy-duty spring. Locking chuck prevents drill points from pulling out. Handle stores 8 drill points (1/16 to 1 1/4-in.) included. 12 in. long.


9 GT 4222—Wt. 12 oz. . . \$10.95

4 CRAFTSMAN Push Drill Set. Black acetate handle. Aluminum cap. With 8 drill points (1/16 thru 1 1/4-in.). 8 3/4 inches long.

9 GT 4221—Wt. 12 oz. . . \$8.95

5 CRAFTSMAN Replacement Push Drill Points. Set of 8 (1/16 thru 1 1/4-inch diameter). Notched.

9 GT 42216—Wt. 3 oz. . . Set \$3.47



Specialty Tools for working with cement, plaster, dry-wall or masonry; plus Hobby Tweezers

(11 and 12) Floats. For floating cement to surface before troweling. With wooden handles.

11 Redwood Float. Measures 12x5x3/4 inch deep. Shipping weight 1 lb. 4 oz.

9 GT 6540 \$1.69

12 Aluminum Float. Measures 14x5x1/4 inch deep. Shipping weight 14 oz.

9 GT 65442 \$2.47

13 CRAFTSMAN Finishing Trowel. Steel, 4x14-inch blade; aluminum alloy shank. Lightweight wooden handle.

9 GT 6557—Wt. 1 lb. 2 oz. . . . \$5.27

14 Groover. Cold-rolled steel. 3x6-inch blade with curved ends. Cuts 3/8-inch groove. With smooth wooden handle.

9 GT 65413—Shpg. wt. 12 oz. . . \$1.27

15 Curved Edger. Cold-rolled steel, 3x6-inch blade. With radius measuring 3/4 inch. With strong wooden handle.

9 GT 65412—Shpg. wt. 12 oz. . . \$1.27

16 Rubber Float. Fine-cell sponge rubber 1/2 inch deep. Aluminum backing, top edges beveled, 4x9 1/2 inches. Wooden handle.

9 GT 65602—Shpg. wt. 12 oz. . . \$2.29

17 Trowel. Spring steel, 4 1/2x10-inch blade, lacquered to resist rust. With wooden handle.

9 GT 6592—Shpg. wt. 13 oz. . . \$1.47

18 CRAFTSMAN Finishing Trowel. Spring steel, 4 3/4x11-inch blade. Aluminum alloy shank. With wooden handle.

9 GT 6550—Wt. 1 lb. 2 oz. . . . \$4.67

19 CRAFTSMAN Patching Trowel. Steel, 1 3/4x5 1/2-inch blade. With hardwood handle.

9 GT 6589—Wt. 5 oz. \$1.67

20 CRAFTSMAN Putty Knives. Carbon steel, 1 1/4 in. wide. Plastic handle. Wt. ea. 5 oz.

With flexible blade.

9 GT 90151 \$1.17

With stiff blade.

9 GT 90161 1.27

With stiff, chisel-point blade.

9 GT 90091 1.37

21 CRAFTSMAN Wall Scraper. Flexible, 3-inch wide blade of polished carbon steel. Plastic handle.

9 GT 90171—Wt. 6 oz. \$1.87

22 CRAFTSMAN Wall Scraper. Flexible carbon steel blade; plastic handle. Use hammerhead handle for resetting nails in drywall.

Four-inch size.

9 GT 90054—Wt. 6 oz. \$2.37

Six-inch size.

9 GT 90056—Wt. 7 oz. \$3.27

23 Taping Knife. Blued steel blade measures 8 inches wide by 4 3/4 inches long. Tapered sides let you work corners easily. Comes with strong hardwood handle. Measures 9 3/4 inches long overall.

9 GT 9002—Wt. 11 oz. \$2.47

24 CRAFTSMAN Bricklayers' Hammer. Polished forged 16-ounce steel head; steel handle. Shock-absorbing neoprene grip for comfort.

9 GT 6544—Wt. 1 lb. 14 oz. . . \$7.89

25 Corner Taping Tool. Durable blade of flexible stainless steel adjusts to 90°. Wood handle set at proper angle to blade.

9 GT 65734—Shipping weight 10 oz. \$2.97

26 CRAFTSMAN Bricklayers' Chisel. Forged steel, 4 inch bit. Single bevel edge. Shank measures 3/8 inch.

9 GT 6558—Shipping weight 1 lb. 2 oz. \$3.47

27 CRAFTSMAN Brick Jointer. One end with a 1/2-inch diameter, the other end with a 3/8-inch diameter. For round joints. 10 inches long.

9 GT 43216—Shipping weight 9 ounces \$1.47

28 Philadelphia-pattern Brick Trowels. Tempered steel blades. Hardwood handle.

9 GT 6580—5x10 1/2-in. blade. Wt. 1 lb. 1 oz. . . \$3.47

9 GT 6556—4 1/2x8 1/2-in. blade. Wt. 11 oz. 2.87

29 CRAFTSMAN Pointing Trowel. 2 3/4x5 1/2-in.

9 GT 6581—Shipping weight 6 ounces \$1.87

30 CRAFTSMAN Tuck-pointing Trowel. Tempered, 3/8x6-in., steel blade. Wood handle.

9 GT 6587—Shipping weight 5 ounces \$1.67

31 CRAFTSMAN 6-inch, straight-end Tweezers. Tempered spring steel, nickel-plated.

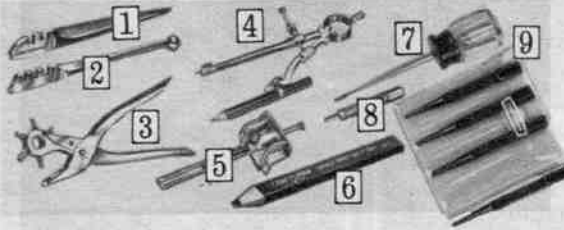
9 GT 4459—Shipping weight 4 ounces \$1.05

32 CRAFTSMAN 6 1/2-inch, bent-end Tweezers. Tempered spring steel, nickel-plated.

9 GT 4460—Shipping weight 4 ounces \$1.05

CRAFTSMAN® Easy-to-read Automatic Protractor

Precision made for accuracy. Large 4-inch diameter dial face is calibrated to read within plus or minus 1/2 degree. Gives direct readings at any angle. Smooth magnetic base sticks easily to a steel carpenter's square. Leaves your hands free. 4 1/2 inches wide, 5 inches high. 9 GT 3995—Shipping weight 10 oz. \$6.95



Glass Cutters, Punches, Marking Tools

1 CRAFTSMAN Glass Cutter. Super-tough tungsten-carbide cutting wheel. Malleable iron handle.

9 GT 3796—Shipping weight 5 ounces. \$2.49

2 Glass Cutter. Tungsten steel wheel, malleable iron handle.

9 GT 3794—Shipping weight 4 ounces. .89c

3 Revolving Punch. For leather, plastics, canvas, rubber and cardboard. With six punches: 3/64, 3/32, 1/64, 1/32, 3/32 and 3/16-inch. Made of nickel-plated steel.

9 GT 4307—Shipping weight 12 ounces. \$3.47

4 Pencil and Compass Scriber. Steel point, wing nut.

9 GT 3768—Shipping weight 5 ounces. \$1.47

5 CRAFTSMAN Marking Gauge. Fractional inch markings.

9 GT 3947—Shipping weight 12 oz. \$3.29

6 CRAFTSMAN Carpenters' Pencil. Heavy black lead.

9 GT 3763—7 inches long. Shipping weight 2 oz. .11c

7 CRAFTSMAN Scratch Awl. 3/4-inch tempered steel blade mounted in a tough shockproof plastic handle.

9 GT 41027—Shipping weight 4 oz. \$1.05

8 CRAFTSMAN Self-centering Punch. Nickel-plated steel.

9 GT 4282—3 inches long. Shipping wt. 3 ounces. .89c

9 CRAFTSMAN Nail Setting Tool Set. 4-piece set of heat-treated, tempered high-carbon tool steel. Square head, knurled body. With 1/32, 3/32, 1/16, 1/8, sizes in plastic pouch.

9 GT 37547—Shipping weight 9 oz. Set \$2.99

Individual CRAFTSMAN Nail Sets. Steel. Square head.

9 GT 37552—1/32-inch. Shipping weight 3 oz. .79c

9 GT 37553—3/32-inch. Shipping weight 3 oz. .79c

9 GT 37554—1/16-inch. Shipping weight 3 oz. .79c

9 GT 37555—1/8-inch. Shipping weight 3 oz. .79c



CRAFTSMAN Pouch, Knee Pads and Bag for drywall men, cement men, masons

Professional-quality accessories
for men in the building trades

16 Drywall Pouch. Heavy-duty chrome-tanned cowhide, with 6 pockets. Wide tunnel belt loop fits even heavy-duty web belts. With pencil pocket, 2 knife sheaths, 4-inch wide inside pocket. Special pocket for all-around cutter, steel tape holster, stone pocket, open end saw sheath. "U" loop for hammer. Measures 10 1/2 x 10 inches. Tools not included. Shipping weight 1 lb. 7 oz.

9 GT 45813. \$9.49

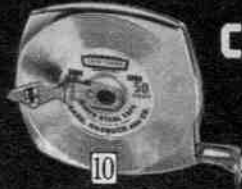
17 Knee Pads. Rugged top-grain cowhide for durability. 1/2-inch thick interliner of water-repellent hair felt for comfortable cushioning. 1-inch wide leather strap holds pads snugly to leg to reduce chafing. Pkg. of 2.

9 GT 45815—Shipping weight 1 lb. 12 oz. Pkg. \$9.99

18 Mason's Carryall Bag. Ruggedly constructed of 10-oz. white canvas with top-grain leather reinforcing on bottom and 3 inches up on side walls. Steel recessing frame. Durable leather handle and billets. 20 inches long, 16 inches deep, with 9x11 inch inside tool pocket.

9 GT 45817—Shipping weight 4 lbs. 5 oz. \$17.99

CRAFTSMAN® Steel Tapes



Tapes with chrome-plated zinc cases

10 End hook self-adjusts and compensates for inside or outside measurements. Flexible 3/8-in. wide steel blade. Bonderized® and finished in white enamel. Black markings: 8ths, inches, feet. Stud marks on 16-inch centers.

50-foot. Wt. 1 lb. 3 oz.

9 GT 3908. \$5.39

100 feet. Wt. 1 lb. 7 oz.

9 GT 39082. \$8.39

50 and 100-foot Flexible Steel

Tapes in heavy-duty, vinyl-covered cases

50-foot **\$8.39** | 100-foot **\$11.39**

11 Flexible steel blade measures 3/8 inch wide. Sharp black markings on white background for easy reading. Marked in 8ths, inches and feet. With stud markings every 16 inches. Chrome-plated winding reel for smooth operation. Chrome-plated, folding rewind handle. Double-roller mouthpiece guards against scraping or jamming. Hook-and-ring permits one-man measuring. In rust-resistant, vinyl-covered case.

9 GT 39001—50-foot. Shipping weight 14 oz. \$8.39

9 GT 39002—100-foot. Shipping wt. 1 lb. 7 oz. 11.39

Measuring Tapes with flexible steel blades

12 CRAFTSMAN Lock Tape. Exclusive design. Easy to read Mylar® polyester coated steel blade. Blade locks by pressing button, returns by pressing release button. Chrome-plated zinc case attaches to belt.

Blade marked in inches.

Catalog Number	Width (in.)	Length (ft.)	Wt. (oz.)	Each
9 GT 39213	3/4	10	11	\$4.47
9 GT 39214	3/4	12	11	4.97
9 GT 39215	3/4	16	14	5.97
9 GT 39217	3/4	20	14	6.97
9 GT 39222	1/2	10	9	3.47
9 GT 39223	1/2	12	9	3.97

Metric. In inches and mm.

1/2-in.-x12-ft. 3.65mm.

9 GT 39224—Wt. 9 oz. \$3.97

3/4-in.-x12-ft. 3.65mm.

9 GT 39218—Wt. 11 oz. 4.97

*Registered DuPont trademark

Replacement Blades. 1/2 inch wide. Shipping weight 4 ounces.

9 GT 39192—8-ft. \$1.27

9 GT 39193—10-ft. 1.47

9 GT 39194—12-ft. 1.77

Replacement Blades. 3/4 inch wide. Shipping weights 5 oz., 6 oz., 6 oz., and 7 oz.

9 GT 39195—10-ft. \$2.17

9 GT 39196—12-ft. 2.27

9 GT 39197—16-ft. 2.97

9 GT 39198—20-ft. 3.47

14 CRAFTSMAN Slim Tape. Slips into any pocket or purse so light you can carry it all day. Flexible steel blade 1/4 in. wide. 2-in. chrome-plated zinc case for inside measurements. 8-ft. tape.

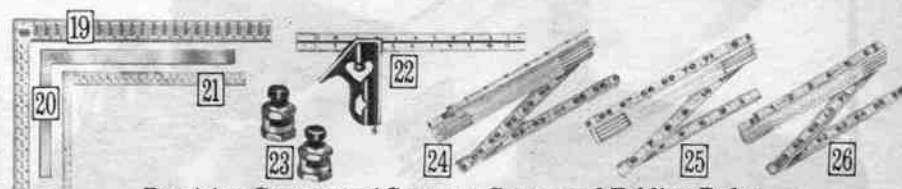
9 GT 39141—Wt. 4 oz. \$1.79

Replacement Blade. 1/4 in. wide, 8-foot length. Shipping weight 3 oz.

9 GT 39145. 87c

15 6-foot Flexible Steel Tape. 1/2 inch wide. Jet black markings in inches on white blade. 2-inch plastic case for inside measurements. Shpg. wt. 4 oz.

9 GT 3916. 79c



Precision Carpenters' Squares, Gauge and Folding Rules

19 CRAFTSMAN Aluminum Rafter Square. Our finest square. Hardened. Won't rust, warp or shrink. Octagon and 100ths scale. Rafter and brace table. Precise graduations. Face marked in 8ths, 16ths; back marked in 10ths, 12ths. Black numbers. 24x2-inch body, 16x1 1/2-inch tongue.

9 GT 39644C—Wt. 2 lbs. \$9.39

20 CRAFTSMAN Steel Square. Rafter table and brace table. Octagon and 100ths scale. Bright finish; yellow markings. Protective lacquer coating. Cut graduations for accurate reading. Face in 8ths and 16ths; back in 10ths and 12ths. 24x2-in. body, 16x1 1/2-in. tongue.

9 GT 39641C—Wt. 3 lbs. \$5.89

21 COMPANION Steel Square. Face marked in 8ths, 4ths; back in 4ths. Hard-tempered steel with satin lacquer protective coating. Body 24x2 in. Tongue 16x1 1/2 in. Rolled graduations. Not CRAFTSMAN.

9 GT 39642C—Wt. 3 lbs. \$2.95

Economy Steel Square. (Not Shown.) With green markings in 8ths on both sides. 12x1 1/2-in. body, 8x1-in. tongue. Wt. 12 oz.

9 GT 39643. \$1.57

22 CRAFTSMAN Combination Square. Use as inside or outside try square, depth gauge, rule or level. Chrome-plated steel blade 12x1 in. Black markings: 8ths, 16ths on one side; 16ths, 32nds on the other side. Cast-iron 4-inch head has level, removable scriber. Blade ends indented for scribing. Wt. 1 lb.

9 GT 39542. \$4.97

23 Angle or Stair Gauge. Use on rafter or framing squares for repeating angle cuts. Lightweight, rustproof brass with steel screw. Package of 2. Wt. 4 oz.

9 GT 3956. Pkg. 87c

24 CRAFTSMAN 6-ft. Extension Folding Rule. Straight-grained wood slats with white finish. Marked in 16ths on top and bottom edges. 16-inch stud marks. Brass extension machine-edged, marked for inside measuring. Markings deeply imbedded in wood for long life, easy reading. Brass strike plates reduce wear on ends. Spring-action positive locking joints. 5/8-inch wide. Outside readings.

Shipping weight 9 ounces.

9 GT 3931. \$4.27

6-foot Extension Rule. As above, except inside readings. Shipping weight 9 ounces.

9 GT 3932. \$4.27

25 CRAFTSMAN Folding Rule. Marked in 16ths. Like 9GT3931 except without brass extension. White. Inside readings.

9 GT 3938—Shpg. wt. 9 oz. \$2.97

26 Good Quality Wood Folding Rule. Select hardwood with white finish. Marked in 16ths. Brass-plated joints. 6 feet long, 5/8 inches wide. Outside readings.


9 GT 3912—Shpg. wt. 6 oz. \$1.59

Our two finest Manual Miter Boxes cut angles with the precision demanded by professionals

They're accuracy-tested to within .005 of an inch on 6-inch cuts

(1 and 2) CRAFTSMAN COMMERCIAL. Save time when cutting angles for doors, windows, picture frames, joists and trim. Save wood by eliminating less-than-accurate cuts. Make miter cuts so finely paired, the joint will almost seem to disappear.

Rugged one-piece base and back of zinc alloy, 18 inches long. Saw guides 11½ inches apart for stability, accuracy... let you cut pieces up to 8¼ inches wide at 90°, 6 inches at 45°. Depth stop protects saw when cut is completed. Hanger holds saw above base for 2-hand positioning of workpiece. Two length gauges also clamp wood to back. Kromedge saws (11 points per inch for fine cuts) stay sharp much longer than ordinary saw blades.



Our largest has easy take-down rods, fast-release saw hanger, 28x5-inch Kromedge® saw

\$98⁵⁰

1 Rugged enough to take from job to job without losing alignment in transit. Loosen a few screws to remove rods... they slip back in without loss of accuracy. Just tap the caps on top to release saw from hanger. Saw floats on 10 steel rollers which adjust to any saw thickness and for perpendicular accuracy. Cuts to 5 inches deep. Heavy cast iron legs (with mounting holes) and 18¼-inch long base make this miter box durable and stable. Guides supported by two ¾-in. half-round bars. See additional features at top of page.

9 GT 36504C—Shipping weight 32 lbs. . \$98.50

2 Saw guided by 8 steel rollers for smooth, accurate cuts. Adjusts to any saw thickness. Pre-tested at factory for accuracy. Two levers release saw from hanger. Cuts to 4 inches deep at any angle from 45° left or right. Offset steel legs with mounting holes. Two 1½-inch diameter guide rods. Base measures 18 inches long. See additional features at top of page.

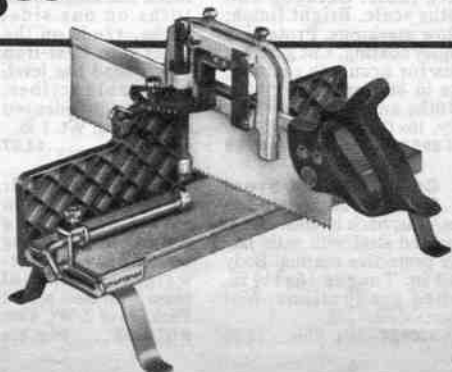
Shipping weight 22 pounds.
9 GT 36302C \$58.50



2 Our most popular has 24x4-inch Kromedge saw
\$58⁵⁰

Sears Has a Credit Plan to Suit Most Every Need


See Big Book or ask for details



All-metal Miter Box **\$36⁵⁰** with 16x3½-inch Saw

CRAFTSMAN®. Kromedge saw resists rust and abrasion, stays sharp longer than ordinary saw blades. Cast-aluminum alloy base and back with offset steel legs for stability. Legs have mounting holes. Two adjustable-length gauges also serve to clamp wood to back. Adjustable aluminum alloy guides. Commonly-used angles notched for quick set-ups. Cuts at all angles from 45° left or right, up to 3¾ inches wide, 3¾ inches deep. Base 18 inches long. Cutting board removes for replacement.


9 GT 36322—Shipping weight 10 pounds \$36.50



CRAFTSMAN®
Miter Box with
hardwood base
\$2850
With saw

With 16x3½-inch Kromedge® Saw. Notches engage locator at commonly-used angles. Cast aluminum alloy back, hardwood baseboard 17½x4½ inches wide. Cuts to 3½ inches high. Two drop pins in base... set in holes or overhanging bench edge to prevent slipping while you saw.

9 GT 36329—Shipping weight 7 lbs. 2 oz. \$28.50
9 GT 3632—Without saw. Shipping weight 5 lbs. 5 oz. 21.79



CRAFTSMAN® Miter Box
with hardwood base
\$1479

Rigid guide adjusts to any thickness saw. Cast aluminum alloy back resists warping. Cuts any angle, including 45° right thru 45° left. Base measures 4½x17¾ inches long. Hardened steel index lever and center post. Index graduated for 4, 5, 6, 8 or 20-sided figure. No saw included. Use any panel or back saw.

9 GT 3634—Wt. 5 lbs. 5 oz. \$14.79



CRAFTSMAN®
Miter box with
zinc alloy base
\$879

One-piece die-cast base and back. Screw slots in base for mounting to your work bench. Two stamped steel saw guides, 7 inches apart. Two steel hangers hold saw for positioning of material to be cut. Spring device keeps saw teeth off bed. Cuts any angle from 45° right thru 45° left. Bed measures 3½x11½ inches long. Can be used with any 14 or 16-inch back saw.

9GT3644—Shpg. wt. 5 lbs. \$8.79

Hardwood Miter Box **\$169**



Sides and bottom constructed of ¾-inch hardwood. Slotted for left and right miters at 45° and right angle cutoffs. Bed 15¼ in. long. Capacity: 3¼ in. wide, 1¾ in. high. Use with hobby, hand, back saw (not incl.).

9 GT 3643—Shipping weight 2 pounds 12 ounces \$1.69

Saw Repair Accessories



1 Handsaw Handle. Fits most 26-inch blades. Finished hardwood. Screws sold below.

9 GT 3616—Shipping weight 9 ounces \$2.49



2 Saw-handle Screws. Nickel-plated to resist rust. Package of 4 screws.

9 GT 36282—Shipping weight 3 ounces Pkg. 99c



3 Handsaw Jointer. Trues-up tops of teeth before filing. 4½-in. file; 3¾-in. frame. Aluminum.

9 GT 4881—Shipping weight 7 ounces \$1.77



4 Handsaw Filing Guide. For easier, more accurate filing. Steel and die-cast metal. Two angle, pitch adjustments. 11¾ inches long. 6-inch file.

9 GT 4872—Shipping weight 1 lb. 2 oz. \$2.67




5 Handsaw Set. For uniform set on any hand saw with 4 to 16 points per inch. All-metal body, handles. With hardened steel plunger, rotary anvil. With numbered indicator.

9 GT 4883—Shipping weight 14 ounces \$3.37



**Saw Horse
Brackets
and Legs**



(6 and 7) Brackets. Hinged steel. Package of 2. Painted. Boards not included.

6 Heavy-duty. No nailing needed.
9 GT 28871—Wt. 5 lbs. 5 oz. Pkg. \$4.29

7 Light duty. Flanged nail holes.
9 GT 28872—Wt. 2 lbs. 5 oz. Pkg. \$1.89

8 Saw Horse Legs. Steel sections 30 inches long. Baked enamel finish. Fold up for storage. Package of 2.
9 GT 28877C—Wt. 17 lbs. Pkg. \$14.69

CRAFTSMAN® Heavy-duty Folding Sawhorse Set

9 Folds to 2¼x2¼x36 in.; erects to a full-sized sawhorse 30 in. high. Rugged steel, enameled. Braces between legs and ridge beam. Holes in top of ridge beam permit addition of board to extend length or prevent marring. Package of 2.
Shipping weight 25 pounds.
9 GT 28889C Pkg. \$28.50

CRAFTSMAN® Convertible Hand Truck with 400-lb. capacity. Use as 2-wheel truck or convert to 4-wheel cart

Cart moves bulky
objects, boxes,
barrels, cans

\$3799




10 For shops, warehouses, farms, homes... wherever heavy objects must be moved. Just reposition handle to convert to cart. Rugged 1-in. tubular steel frame with welded slats. Enamel finish. Heavy-duty, 3-in. swivel casters. Two 8.00x1.75-in. tubeless tires; self-lubricating bearings. Wheel guards and stair riser slides. Steel ½-inch axle. Base plate 8 in. deep, 44x14 in.
9 GT 87223N—Wt. 35 lbs. \$37.99

CRAFTSMAN® Hand Trucks with welded steel frames

11 400-lb. capacity. Puncture-proof 8.00x1.75-in. tires. Sintered bronze bearings. Wheel guards, stair riser slides. Enamel finish. Base 8 in. deep, 45½x9¾ in. Shipping weight 26 lbs.
9 GT 87282N \$23.99

12 600-lb. capacity. For heavy-duty use. Puncture-proof 10.00x2.75-in. tires. Ball bearings, wheel guards, stair riser slides. Enamel finish. Base plate 9 in. deep, 51x13½ in. wide.
9 GT 87292N—Wt. 37 lbs. \$37.99



Back Saws, Keyhole Saws, Coping Saws and Blades

13 CRAFTSMAN Back or Miter Saw. Fits any standard-size miter box. Kromedge tempered steel blade. Expertly-set teeth, 11 points per inch. Hardwood handle. Blade measures 16x3½ inches.
Shpg. wt. 1 lb. 13 oz.
9 GT 36183 \$8.89

14 Back Saw. 14x3-inch steel blade; plastic handle. Not Craftsman. Wt. 1 lb. 3 oz.
9 GT 36182 \$2.39

15 CRAFTSMAN Hobby Saw. 12 teeth per inch. 10-inch Kromedge steel blade with braced back. Shaped hardwood handle. Shpg. wt. 12 oz.
9 GT 36181 \$3.95

16 Coping Saw. Cadmium-plated. 6½-inch blade included. Use ½-inch pin or loop-end blade (see right). With 5-inch throat depth.
9 GT 35363—Wt. 8 oz. \$1.27

17 CRAFTSMAN Coping Saw. With 6½-inch blade. Use ½-inch pin or lock loop-end blades. 6¾-in. throat. Hardwood handle.
9 GT 3541—Shipping weight 12 oz. \$2.47

CRAFTSMAN Coping-Saw Blades. 6½-in. long, 15 teeth per inch. Pin-end. Pkg. of 3.
9 GT 3544—Shipping weight 2 oz. Pkg. 59c

Pin-end Blades. One each of 10, 15, 20 teeth per inch. 6½ inches long.
9 GT 3543—Shipping weight 2 oz. Pkg. 59c

Three Lock-loop and Blades. 20 teeth per inch.
9 GT 3542—6½-inch. Wt. 2 oz. Pkg. 59c

3 Hack-saw action Blades. 20 teeth per inch.
9 GT 3545—6½-inch. Wt. 2 oz. Pkg. 59c

18 CRAFTSMAN Nest of Saws. With 3 tempered steel saw blades (12-in. wood cutting, 6-in. multi-purpose, 8½-in. metal cutting). Die-cast aluminum saw handle; adjustable lock.
9 GT 3513—Shipping weight 14 oz. Set \$4.27

19 CRAFTSMAN Keyhole Saw. Sears Best 10-inch Kromedge tempered steel blade, 10 teeth per inch. Patented slot-lock; plastic handle.
9 GT 35191—Shipping weight 6 oz. \$2.67

20 Low-priced Keyhole Saw. 10-inch blade. With plastic handle. Not Craftsman.
9 GT 35195—Shipping weight 6 oz. \$1.47

SHPG. NOTE: See "N" suffix page 96.

CRAFTSMAN® Belt-Disc Finisher..fine-sands wood for high gloss finishing or rough-sands for shaping



Belt tilts and locks at any angle from horizontal to vertical...table swivels for use with either disc or belt sander

With motor,
no stand

\$179⁸⁸

Without motor
or stand

\$139⁹⁵

1 With motor. Neither hand-sanding nor portable electric tools can produce the professional-like results this machine can. All you do is feed the wood to either the 9-inch diameter sanding disc or the 6x48-inch sanding belt. You get smooth surfaces and edges that mean tight-fitting joints and glossy finishes in your woodworking projects.

Strong 6 $\frac{1}{4}$ x12-in. cast-iron work table tilts from horizontal to 45° for bevel sanding. Removable table mounts under disc or belt...includes $\frac{3}{4}$ -in. miter gauge slot. Belt-sander features a sturdy backstop that provides bracing in tough sanding tasks. Convenient screws adjust belt tension and tracking. Drive shaft and idler pulleys run smoothly on permanently lubricated ball bearings. Pull-on, push-off safety switch and locking device. Frame constructed of durable cast-iron for long life. Tool includes machine and motor pulleys, motor pulley guard, V-belt. See Guarantee on p. 65.

Comes equipped with a powerful CRAFTSMAN $\frac{1}{2}$ -HP, 3450-rpm motor (9 GT 1216C...see full description on page 85). Runs on 110-120-v., 60 Hz. AC. 720 full load watts. With 8-ft., 3-wire cord. UL listed. (No overload protector—customer should provide in-line protection.) Order stand separately below.

9 GT 22521N2—Shipping weight 94 pounds.....\$179.88

Belt-Disc Finisher, without motor. Use at least $\frac{1}{2}$ -HP, 3450-rpm motor. Order stand below.

9 GT 2252N—Shipping weight 77 pounds.....\$139.95

2 Steel Floor Stand for (1). See complete description on page 77. Sent unassembled.

9 GT 22213C—Shipping weight 37 pounds.....\$32.90



Stand sold separately



Drum-sand concave curves



Sand angles (miter gauge not included)



Disc-sand convex curves



Sands intricate internal designs

Effectively sharpens lawn, garden tools



CRAFTSMAN® Sander-Grinder with $\frac{1}{3}$ -HP Motor

\$109⁹⁵ without disc attachment (4) or miter gauge (5)

3 Ideal for sanding wood, yet versatile enough for sharpening tools. Not only sands hard-to-reach crevices but easily rethreads so you can sand through openings in a workpiece for inside finishing. Aluminum oxide belt speeds at approximately 3000 feet per minute...hone plastics, wood chisels, garden tools—even mower blades. 7x9-in. cast-iron work table can be tilted downward 160° from belt, providing maximum leverage for honing tools. Upper and lower wheels have permanently lubricated ball bearings. Medium-grit belt measures 1x42 in. long. Extra belts sold separately below. Equipped with split-phase, 1725-rpm motor. Built-in on-off switch. Motor shaft, pulley and V-belt are guarded for safety. Comes with 4-ft., 3-wire cord. 110-120-v., 60 Hz. AC. UL listed. 445 full load watts. Overall: 21 in. high, 9 $\frac{3}{4}$ -in. wide, 18 in. deep. See guarantee on page 65.

9 GT 2257L—Shipping weight 49 pounds.....\$109.95

4 Disc Attachment. With 8-inch aluminum-oxide disc and 4 $\frac{1}{2}$ x12-inch table.

9 GT 22573—Shipping weight 13 pounds 2 ounces.....\$25.90

5 Miter Gauge for (4). Positive locks at any angle.

9 GT 22574—Shipping weight 1 pound 10 ounces.....\$6.50

Extra Sanding belts for (3). Aluminum-oxide. 1x42-in. Pkg. of 3.

9 GT 28056—Fine grit. Shipping weight 6 ounces.....Pkg. \$1.65

9 GT 28055—Medium grit. Shipping weight 6 ounces.....Pkg. 1.65

9 GT 28054—Coarse grit. Shipping weight 7 ounces.....Pkg. 1.65

Steel Stand for (3). Height adjusts from 28 to 34 in. Top 21 $\frac{1}{2}$ x16 $\frac{1}{4}$ in.

9 GT 22219C—Unassembled. Shipping weight 23 pounds.....\$18.90

Want those tight joints needed to achieve good woodworking appearance?
With 3-precision-cutting steel knives, this CRAFTSMAN® 6-1/8-in. Jointer-Planer smooths boards so true that joints become almost invisible



\$229⁹⁵ Without motor

\$269⁰⁰ With motor

1 You've cut the wood to size . . . now make the pieces fit tightly together to achieve a professionally-built look. Accurate enough to square edges and plane rough boards smooth, versatile enough to bevel and make chamfer cuts. Big 6 x 36-inch long work table lets you plane lengthy boards up to 6 inches wide in one time-saving pass.

Knives make up to 12,900 cuts per minute. Lifter-screws make it easy to install new knives; built-in scale shows depth of cut. Fence tilts to the right to any angle between 45° and 90° . . . positive stops at 45° and 90°. Built-in scale shows angle tilt of fence. Fence measures 3 1/4 x 33 inches long . . . held solidly by sure-locking hand knob. Cutterhead spins smoothly on pre-lubricated ball-bearings.

Includes spring-return cutter guard, pull-on, push-off switch with locking device plus belt and pulley guards, 6-ft., 3-wire cord. Base and rear table solidly built in one cast-iron piece. Equipped with V-belt, machine and motor pulleys. Overall size 40 3/8 x 20 3/4 x 9 3/8 inches high. Use minimum 1/2-HP, 3450-rpm motor. See guarantee page 65.

9 GT 2065N—Without motor. Shipping weight 126 pounds \$229.95

Jointer-Planer above with 1/2-HP Motor. Capacitor-start, 3450-rpm motor with sleeve bearings. Includes 4-foot, 3-wire cord. Runs on 110-120-volt, 60-Hz. AC. 720 full load watts. UL listed. (See motor 9 GT 1216C on page 85).

9 GT 20651N2—Shipping weight 143 pounds \$269.00

Extra Cutter Knives. Package of 3.

9 GT 2293—Shipping weight 13 ounces Pkg. \$9.50

2 Steel Floor Stand. Top 37 1/2 x 15 1/4 in. wide. Height adjusts from 27 3/4 to 30 7/8 in. Leveling feet with rubber pads resist slipping. Includes motor mount. Unassembled.

9 GT 22216N—Shipping weight 35 pounds \$32.90

3 Knife-setting Gauge Set. For installing new or resharpened cutter knives. Sets all knives at equal cutting heights for uniform cutting. Cast-iron gauge with micrometer adjustments. Includes blade touch-up stone.

9 GT 2647—Shipping weight 1 pound 10 ounces Set \$13.75

Steel Floor Stand
\$32⁹⁰

2



Knife-setting Gauge Set

CRAFTSMAN® Planer-Molder can plane or mold in a single pass

\$489⁰⁰

Without motor, stand

4 So versatile it planes rough surfaces and edges to satin-like smoothness . . . a must for precision-fitting joints. Or it can mold trim for windows, doors, baseboards and other home projects. Planes wood up to 12 1/4 in. wide or molds wood up to 6 in. wide.

Three-knife, ball-bearing cutter heads slice 3/16 in. deep. Power feeds at 12 feet per minute. Big 42-in. long bed. Comes with 3/8-in. machine pulley. Use 1 to 5-HP (3450-rpm) motor for up to 4000-rpm cutter head speed. Order stand, motor pulley, V-belt separately at right. See guarantee page 65. See motor pages 84-85. See shipping note at right.

Wt. 225 lbs.
 F9 GT 2339N \$489.00

5 Steel Stand for (4). 22 1/2 inches high, 24 3/4-inch square bottom. Sent unassembled. See shipping note below.

F9 GT 23395N—Shipping weight 36 pounds \$42.50

6 5-inch Motor Pulley for (4). Cast-iron, 2-groove pulley with 1/8-inch arbor. See shipping note below.

F9 GT 23314—Shipping weight 5 pounds \$14.95

Molding Cutter Bits for (4). Set of 3 per catalog number.

F9GT23311—1-inch and 1/2-inch radius flute	F9GT23305—3-bead
F9GT23301—Rabbit	F9GT23308—Window, door stop
F9GT23307—Glue joint	F9GT23304—1/2-1/4-in. qtr. round
F9GT23309—90° flute	F9GT23313—3/16-3/8-in. qtr. round
F9GT23306—Clover-leaf	F9GT23303—Base mold
	F9GT23312—5/16-in. qtr. rnd; cove

Postpaid (Shipping weight each set 2 ounces) Set \$3.95

Tongue and Groove Molding Cutter Bits for (4). Set of 6.

F9 GT 23302—Postpaid. (Shipping weight 4 ounces) . Set \$6.95

SHIPPING NOTE:

"F" items (such as F9 GT 2339N) from factory near Kansas City, Mo. Allow extra time for delivery. No C.O.D.'s. For planer and stand, pay motor carrier or express charges from factory. For pulley and bits pay shipping and handling charges from your Distribution Center.



5

6

Transform ordinary woodcuts into elaborate finished products
CRAFTSMAN® 12-inch Lathe turns at 4 different speeds so
 you can shape legs, bowls, lamp bases... even knobs



Lathe with motor **\$169⁸⁸** | Lathe alone **\$129⁹⁵**

Turning capacity: 12-in. diam. over bed, 8-in. diam. over tool rest, 37 in. between centers.

Make shoulder cuts, V-cuts, cove cuts, convex cuts, taper cuts and much more with lathe accessories sold below. Choice of 875, 1350, 2250, or 3450-rpm means you can turn soft wood at low speeds, harder wood at high speeds. Handy chart on belt guard helps you determine proper lathe speeds. Up-front hand levers let you lock tool rest, tool rest base, tailstock and ram solidly into position. Tailstock slides easily along bed; convenient hand wheel adjusts ram up to 1 3/4 inches for sturdy support of woodpiece.

Special index pin in headstock helps provide equal spacing in fluting work... pin provides settings of 2 to 36 equal spacing. Hinged belt guard and pull-on, push-off switch with locking device. Head and tailstock constructed of cast iron. Steel tubing bed is 45 1/2 in. long. Spindle turns on ball bearings. Includes 6 and 12-in. tool rests, spur and cup centers (No. 1 Morse taper), 4-step machine and motor pulleys, V-belt, instruction manual. Dimensions: 19 1/2 in. wide, 12 in. high and 54 1/2 in. long. See Guarantee on page 65. Powered by CRAFTSMAN 1/2-HP motor (9 GT 1250C), page 85, 110-120-v., 60 Hz. AC, 490 full load watts, 4-ft., 3-wire cord. See "N" suffix on page 96.

9 GT 23801N2—Lathe with motor. Shipping weight 100 pounds \$169.88
 9 GT 2380N—Lathe alone. Shipping weight 80 pounds 129.95

See our complete selection of workbenches on pages 88 and 89.



CRAFTSMAN® Lathe Accessories

(1 through 8) Wood-turning tools. 4 1/2-in. long blades of high-speed steel. Precision-ground cutting tips. 10-in. long wood handles.

- (1) 9 GT 28528—1-in. Skew Chisel. Shipping weight 11 ounces \$6.80
- (2) 9 GT 28527—1/2-in. Skew Chisel. Shipping weight 9 ounces 4.80
- (3) 9 GT 28526—1/2-in. Parting Tool. Shipping weight 8 ounces 4.80
- (4) 9 GT 28525—1/2-in. Round Nose. Shipping weight 9 ounces 4.80
- (5) 9 GT 28524—1/2-in. Spear Point. Shipping weight 9 ounces 4.80
- (6) 9 GT 28523—3/4-in. Gouge. Shipping weight 10 ounces 6.80
- (7) 9 GT 28522—1/2-in. Gouge. Shipping weight 9 ounces 5.80
- (8) 9 GT 28521—1/2-in. Gouge. Shipping weight 8 ounces 4.80

Complete Set (1 through 8). Save \$4.50 when you buy this set.
 9 GT 2859—Wt. 4 lbs. 2 oz. Sep. prices total \$43.40 Set \$38.90



Speed Reducer

Permits roughing work on large pieces by reducing lathe speed to as low as 300 rpm with 1725-rpm motors and 600 rpm with 3450-rpm motors. Adapts to NEMA motors with 48 or 56-frame. Cast aluminum construction with steel cover for long life and resistance to wear.

Shipping weight 8 pounds 2 ounces.
 9 GT 23895 \$26.99



9 Work Arbors with Chucks. Three-jaw screw-on. 1/2-in. cap.

- No. 1 Morse taper. 1/2-in. x 20-thread.
 9 GT 22342—Wt. 1 lb. 8 oz. \$5.15
- No. 2 Morse taper. 1/2-in. x 20-thread.
 9 GT 22472—Wt. 1 lb. 10 oz. \$5.15

10 Work Arbors. Comes complete with 2 steel flanges; nut on head end for clamping wheels.

- No. 1 Morse taper. 1/2-in. x 20-thread.
 9 GT 21532—Shpg. wt. 11 oz. \$2.60
- No. 2 Morse taper. 1/2-in. x 20-thread.
 9 GT 21522—Shpg. wt. 13 oz. \$2.60

11 Screw Centers.

- No. 1 Morse taper.
 9 GT 21162—Shpg. wt. 8 oz. \$3.60
- No. 2 Morse taper.
 9 GT 21152—Shpg. wt. 12 oz. \$3.60

12 Ball-bearing 60° Centers.

- No. 1 Morse taper.
 9 GT 21122—Shpg. wt. 11 oz. \$5.60
- No. 2 Morse taper.
 9 GT 21132—Shpg. wt. 13 oz. \$6.20

13 Spur Centers.

- No. 1 Morse taper.
 9 GT 21062—Shpg. wt. 6 oz. \$2.59
- No. 2 Morse taper.
 9 GT 21072—Shpg. wt. 9 oz. \$3.20

14 Tailstock Cup Centers.

- No. 1 Morse taper.
 9 GT 21002—Shpg. wt. 5 oz. \$2.40

No. 2 Morse taper. Similar to (14).

- 9 GT 21012—Shpg. wt. 6 oz. \$2.59

15 60-degree Centers.

- No. 1 Morse taper.
 9 GT 21102—Shpg. wt. 5 oz. \$2.20
- No. 2 Morse taper.
 9 GT 21112—Shpg. wt. 6 oz. \$2.59

16 Work Arbors. Convert motor to grinder, polisher. 3 3/8-in. long, 2 3/4-in. spindle. 1/2-in. x 20-thread. Steel flanges. Wt. 14 oz. ea.

- 9 GT 21643—1/2-in. bore. \$2.35
- 9 GT 21644—3/8-in. bore. 2.35

(17 and 18) Lathe Centers. Fit 3/8-in. unthreaded arbors.

- 17 Headstock Spur.
 9 GT 21052—Shpg. wt. 7 oz. \$2.59

- 18 Tailstock Cup.
 9 GT 21022—Shpg. wt. 7 oz. \$2.59

19 Combination Face Plate, Sanding Plate. For inboard turning, sanding. 8-in. diam. 3/4-in. x 16-thread. Sanding disc, cement incl.

- 9 GT 24906—Wt. 1 lb. 2 oz. \$9.70

20 Face Plate. For 3/4-in. x 16-thread arbor. 4-in. diam.

- 9 GT 2489—Wt. 1 lb. 13 oz. \$7.80

21 Face Plate. 3-in. diam. cast iron. Spurs, removable center, screw center. For 3/4-in. x 16-thread spindle.

- 9 GT 20912—Wt. 1 lb. 12 oz. \$7.89


9-inch Table Saw with quiet, induction-run motor already built in

CRAFTSMAN® Stationary Power Tool Guarantee

CRAFTSMAN Stationary Power Tools (also Welders) are guaranteed for one year to give complete satisfaction or tool will be repaired free of charge (90 days for non-Craftsman tools). This guarantee service is available through any Sears store or service center throughout the U.S. or Canada.

The induction-run motor on this 9-inch saw proved in actual tests to be 20 to 26 decibels quieter than universal motors used on two other popular saws.*

And, induction motors give you direct power transmission from shaft to blade so there are no belts or brushes to change, no commutators to clean.



This tool does a lot more than saw... see some of the extra jobs it can perform on the next 2 pages

Motorized
Saw alone

\$159⁸⁸

Complete Outfit:
motorized saw, two
extensions and
steel stand

\$224⁸⁸

- Cuts through wood up to 2 1/8 inches thick
- Big 20x17 inch cast-iron work table

1 Motorized Saw alone. Gives you dependable cutting action... you can cut through wood 2 1/8 in. thick at 90° and 2 in. thick at 45°. Rugged 9-in. Kromedge blade speeds at 8,000 peripheral feet per minute... rips through 3/4-in. thick wood as fast as 18 feet per minute. Roomy 11 1/2-in. table surface in front of blade at 1-inch cutting depth helps steady large boards for accurate cutting. Aluminum rip fence lines up exactly... locks securely in place with up-front knob. Arbor tilts for bevel work while table remains level. Positive locking controls maintain angle setting to help eliminate readjustments during repeated cutting.

Powerful capacitor-start motor develops 1.6 HP... 100% permanently lubricated ball bearings. Thermal overload protector guards against burn-outs. Pull-on, push-off switch with locking device. Clear-view blade guard with spreader and anti-kickback pawls. Dado capacity: 1 3/16-in. wide, 1 1/8-in. deep with 7-in. diam. dado set (not incl.). Includes blade, miter gauge, 6-ft., 3-wire cord. 110-120-v., 60 Hz. AC. 1050 full-load watts. UL listed. See Guarantee above.

9 GT 2414N—Without stand or extensions. Shpg. wt. 88 lbs. \$159.88

Complete Outfit. Includes 9-inch motorized saw plus extensions (2) and (3) and steel stand. Stand (9 GT 22214C on page 66) adjusts in height from 23 3/8 to 26 5/8 in. Non-slip rubber padded feet. Order smooth-rolling casters separately on following page.

9 GT 24146N4—Shipping weight 138 pounds \$224.88

Combination Molding Head/Dado Insert for table saw above.

9 GT 29934—Shipping weight 1 lb. 2 oz. \$2.95

(2 and 3) Extensions for Table Saw above.

(2) 9 GT 24277—Solid-type 8 1/2-in. Shpg. wt. 6 lbs. \$19.50

(3) 9 GT 2178—Adjustable 20-in. Shpg. wt. 12 lbs. 19.80

**Sears Has a Credit Plan
to Suit Most Every Need**

See Big Book or ask for details

*A-weighted sound levels were as follows:
The CRAFTSMAN 9-in. saw produced only 73 decibels. The other two 9-in. saws produced 93 and 99 decibels... both louder than the average noise level (92 decibels) of an industrial air compressor.

Need a saw that maintains accuracy even during repeated use?
Rugged CRAFTSMAN® Table Saws stay accurate...even



Shape*



Tenon*



Dado*



Cove cut*



Disc sand*

*See index to find table saw accessories shown in small views at top of both pages



10-inch Saw

Saw alone **\$219⁹⁵**

Saw with motor **\$269⁹⁰**

- Cuts through wood up to 3³/₈ inches thick
- Large 20x27-inch work table for big tasks

Sears Has a Credit Plan to Suit Most Every Need

See Big Book or ask for details



Help add maneuverability to your stationary power tools...order smooth-rolling caster set separately below

1 Saw alone. Rugged enough to take on heavy duty tasks usually reserved for bigger saws...cuts through lumber up to 3³/₈ in. deep at 90°, 2¹/₄ in. deep at 45°. Rips ¹/₄-in. wood as fast as 24 ft. per minute. Tough 10-in. Kromedge® blade with ⁵/₁₆-in. center hole turns at approximately 9,000 peripheral feet per minute for dependable cutting action.

You can cut wide boards easily because there's plenty of operating room with 15¹/₂ inches of table surface in front of blade at 1-in. cutting depth.

Positive locking controls maintain angle settings, so there's no readjusting during repeated cuts. Blade, belt and motor-mount tilt together to eliminate belt-twisting loss of sawing power. Single knob locks fence securely...pick-off type fence removes easily at any point. Bevel handle conveniently located on right side of saw.

Comes with miter gauge, see-through blade guard, wood spreader that helps prevent binding and anti-kickback pawls that help prevent wood from kicking back when ripping.

Saw also includes machine and motor pulleys, V-belt, belt pulley guard and blade. Without motor. See guarantee pg. 65.

9 GT 29912N—Shpg. wt. 137 lbs.\$219.95

Saw (1) with 1-HP, 3450-rpm motor. Capacitor-start. Sleeve bearings. Six-foot, 3-wire cord. 1250 w., 110-120-v., 60-Hz. AC. For complete description, see motor (9 GT 1217) found on page 85.

9 GT 13427N2—Shpg. wt. 158 lbs.\$269.90

Combination Dado/Molding Head Insert for saw (1). Gives extra woodworking protection.

9 GT 29994—Shpg. wt. 1 lb. 15 oz.\$5.75

2 Solid-type 10-inch Table Extension.

Mounts on either side of saw. Includes installation bolts and rip fence rack extension. Also fits former saw 9-29911.

9 GT 29955C—Shpg. wt. 8 lbs.\$23.99

Extension Fence Adaptor Kit. Adapts our present saws and former table saws 9-2990, 29901, 2994, 29911, 29902 to take solid extensions. Shipping weight 1 pound.

9 GT 29953.....Kit \$6.75

3 20-in. Adjustable Extension. Increases work space by up to 400 square inches for those big cutting tasks.

9 GT 2178—Shpg. wt. 12 lbs.\$19.80

4 Steel Floor Stand for (1). Rubber-padded feet prevent slipping. Height adjusts from 23¹/₄ to 26¹/₄ in. Bottom measures 22x23¹/₄ in. Sent unassembled.

9 GT 22214C—Shpg. wt. 32 lbs.\$32.90

5 Set of 4 Casters for (1). Tough phenolic plastic. Front casters swivel, rear rigid.

9 GT 22201—Shpg. wt. 6 lbs. 8 oz.Set \$16.90

for specialized jobs like these



Spline cut*



Compound cut



Taper cut*

Both saws on these 2 pages have this exclusive Exact-I-Cut Indicator.

It shows you where the blade will enter the wood . . . this means no more time-consuming, trial-and-error cutting or wasting of wood



Complete
12-inch Outfit
\$429⁹⁵

Outfit includes:

- **SAW** . . big 12-in. blade that cuts through wood up . . . to 3⁹/₁₆ inches thick
- **EXTENSIONS** . . big table with 1 adjustable plus two solid extensions give you a huge 57x27-inch work area
- **INDUCTION MOTOR** . . capacitor-start, develops 3¹/₂ HP
- **STAND** . . solid self-supporting steel legs

The best table saw we offer . . . gives you both the design and equipment needed to handle the largest sawing projects any home or workshop can produce. You get deeper, more powerful cutting and a larger work area than any other table saw in this book. So rugged it rips through lumber over 3 inches thick at 90° and 2³/₈ inches thick at 45°. Powerful direct-drive motor already built-in . . . gives you direct transmission of power to blade for maximum cutting efficiency. Dependable 100% ball-bearing construction means smooth running and long life, too. At maximum speed, big 12-inch Kromedge® blade with 5/8-in. center hole spins at 10,800 peripheral feet per minute . . . enough speed to rip through wood up to 1⁵/₈ inches thick as fast as 23 feet per minute.


Wide 10-inch solid extensions on each side of the table give you over 1000 square inches of work surface. When combined with the adjustable extension you get a giant work area 27x57 inches wide . . . enough to rip through the middle of a 6-foot panel easily. And you can crosscut large boards because there's 16¹/₄ inches of table surface in front of the blade at 1-inch cutting depth.

Automatic brake stops spinning blade seconds after shutoff. Locking controls maintain depth and angle settings. Arbor tilts for bevel cutting. Micro-adjustment knob lets you set rip fence to exactness . . . removes at any point. Clear-view blade guard with spreader helps prevent binding and anti-kickback pawls help prevent wood from kicking back during cutting. Outfit includes steel legs designed to give you the proper working height for this saw. Comes with 6-foot, 3-wire cord. 220-240-v., 60-Hz. AC. UL listed. 1540 full load watts. See *guarantee on page 65*. Order casters separately on facing page. To help protect your eyes, order goggles on page 116.

9 GT 29913N—Complete outfit. Shipping weight 240 pounds . . . \$429.95

Combination Dado-Molding Insert Set for saw above.

9 GT 29995—Shipping weight 1 pound 10 ounces . . . Set \$5.75



Imagine these
complete Outfits
in your own
workshop

Save
\$15.05 to
\$45.58
when you buy
all the components
of any outfit shown above


To save on one of the outfits (A thru J), you must order
all of its components by catalog number from chart at right

Save by paying these special, lower prices when you order all the components of any outfit

See page numbers in chart for individual descriptions

Outfit	Components of Outfit	Description on page	Component Catalog Number	Shpg. wt.		Price purchased alone	Special lower price	Buy outfit, SAVE
				lbs.	oz.			
A	10-in. Radial Saw	71	9 GT 2310N	180		\$299.95	\$269.95	\$45.58
	Steel Stand	76	9 GT 22202L	52		38.50	34.65	
	Drawer	76	9 GT 10329	9		7.50	6.75	
	Door Panel	76	9 GT 10335C	10		8.50	7.65	
	Set of 4 Casters	76	9 GT 22201	6	8	16.90	15.21	
	Lamp	76	9 GT 2480	3	4	10.50	9.45	
	Dust Collector	79	9 GT 29517C	7		18.90	17.01	
	Home-N-Shop® Vac.	86	9 GT 17855C	26		55.00	49.50	
B	6½-in. Jointer-Planer	63	9 GT 2065N	126		229.95	206.95	\$35.02
	¾-HP Motor	85	9 GT 1219C	19		58.90	53.01	
	Steel Stand	63	9 GT 22216N	35		32.90	29.61	
	Lamp	76	9 GT 2481	3	7	11.50	10.35	
	Set of 4 Casters	76	9 GT 22201	6	8	16.90	15.21	
C	Band Saw Sander	73	9 GT 2420N	78		199.95	179.95	\$31.47
	¾-HP Motor	85	9 GT 1256C	24		64.90	58.41	
	Steel Stand	73	9 GT 22213C	37		32.90	29.61	
	Set of 4 Casters	76	9 GT 22201	6	8	16.90	15.21	
D	12-in. Wood Lathe	64	9 GT 2380N	80		129.95	116.95	\$28.23
	¾-HP Motor	85	9 GT 1256C	24		64.90	58.41	
	Chisel Set	64	9 GT 2859	4	2	38.90	35.01	
	Lathe Bench	89	9 GT 10278N	67		36.95	33.25	
	Lamp	78	9 GT 2481	3	7	11.50	10.35	
E	Belt-Disc Finisher	62	9 GT 2252N	77		139.95	125.95	\$26.62
	¾-HP Motor	85	9 GT 1256C	24		64.90	58.41	
	Steel Stand	77	9 GT 22213C	37		32.90	29.61	
	Set of 4 Casters	76	9 GT 22201	6	8	16.90	15.21	
	Lamp	76	9 GT 2481	3	7	11.50	10.35	
F	Bench Grinder	112	9 GT 1945L	50		107.50	96.75	\$15.05
	Grinder Tool Holder	112	9 GT 19495	4	15	14.50	13.05	
	Pedestal Stand	112	9 GT 2964C	33		28.50	25.65	
G	Drill Press	74	9 GT 2137N	181		239.95	215.95	\$30.49
	¾-HP Motor	85	9 GT 1256C	24		64.90	58.41	
H	Shaper	75	9 GT 2394N	87		159.95	143.95	\$28.02
	¾-HP Motor	85	9 GT 1219C	19		58.90	53.01	
	Steel Stand	77	9 GT 22213C	37		32.90	29.61	
	Set of 4 Casters	76	9 GT 22201	6	8	16.90	15.21	
	Lamp	76	9 GT 2481	3	7	11.50	10.35	
J	10-in. Table Saw	66	9 GT 29912N	137		219.95	197.95	\$39.30
	1-HP Motor	85	9 GT 1220C	23		57.90	61.11	
	Steel Stand	66	9 GT 22214C	32		32.90	29.61	
	20-in. Adjustable Ex.	66	9 GT 2178	12		19.80	17.82	
	10-in. Solid Exten.	66	9 GT 29955C	8		23.99	21.59	
	Set of 4 Casters	66	9 GT 22201	6	8	16.90	15.21	
	Lamp	76	9 GT 2481	3	7	11.50	10.35	

Looking for a machine that can do a lot more than saw?
Our quiet-running **CRAFTSMAN®** Radial Saws give you
more versatility than any other saws we sell!



Imagine . . a rugged 10-inch
Saw at a price this low

Only
\$229⁹⁵

**BUILT-IN MOTOR
DEVELOPS 2 HP**

- Rear-mounted crank controls cutting depth
- 26x37½x¾-in. thick chipboard work table
- Manual brake stops blade in seconds
- Cuts lumber up to 3 inches thick

There's almost no limit to the number of projects you can tackle with this saw. You get dependable cutting and woodworking performance in almost any workshop task . . . perform everything from basic woodcuts to specialized operations shown above. Stands up to frequent use with a solid cast-iron column plus cast-aluminum arm and column support. Carriage slides smoothly on sealed ball bearings to give easy operator control.

Sturdy, single-leg yoke construction swivels motor and Kromedge® blade for ripping. Fixed stops at center and 90° right or left mean quick, easy adjustments. Also miters and bevels . . . built-in miter and bevel scales. Fixed miter stops at center plus 45° right or left; bevel stops at vertical, 45° and horizontal. Double-end shaft has ⅝-in. arbor for blade plus ½-in. x 20-thread end for accessories.

Pull-on, push-off switch comes with locking device. Blade guard with spreader to help keep wood from binding and anti-kickback pawls to help prevent wood from kicking back. Capacitor-start, 3450-rpm motor complete with overload protector to guard against burnouts. Runs on 110-120-v., 60 Hz. AC, 1170 full-load watts. UL listed. Includes six-foot cord.

Maximum rip width: 25 inches; maximum crosscut in ¾-inch stock: 13½ inches. Dado capacity: 7 inch diameter, 13½-inch width. Depth of cut 3 inches at 90°; 2¼ inches at 45°. See Guarantee page 65. Order stand from page 76.

9 GT 2316N—Shpg. wt. 105 lbs. . . . \$229.95

* See index for proper accessories to perform these operations.

**Sears Has a Credit Plan
to Suit Most Every Need**
See Big Book or ask for details

Protect your eyes . . wear goggles.
See page 116.

Our finest 10-inch Radial Saw

It has more power, easier-to-reach controls and a larger work table than saw at left . . . it's even more rugged

- Easy-to-reach, up-front controls
- Large 27x40x1-in. thick chipboard work table
- Automatic brake stops blade in seconds
- Cuts lumber up to 3 inches thick

Saw alone

\$299⁹⁵

Complete Outfit:
Saw, light plus stand
with door panel,
3 drawers, casters

\$389⁸⁸

**BUILT-IN MOTOR
DEVELOPS 2½ HP**

Saw alone. More power and a larger work surface mean you can tackle bigger jobs than with saw at left. Column, arm and column support all constructed of extra-tough cast iron that withstands heavy use. Strong, resin bonded table sealed under pressure for resistance to wear and warping. Solid double-leg yoke construction swivels both motor and Kromedge® blade for ripping . . . fixed stops at center and 90° right or left.

Carriage glides smoothly on sealed ball bearings to give ease in handling. Handy work function chart and adjustable miter, bevel and in-out rip scales help provide fast setups. Performs accurate miter and bevel cuts . . . fixed miter stops at center and 45° right or left; bevel stops at vertical, 45° and horizontal. Double-end shaft, ⅝-in. arbor for blade plus a ½-in. x 20-thread end to accommodate accessories.

Pull-on, push-off switch and locking device. Blade guard with spreader and anti-kickback pawls to help prevent wood from binding and jumping back from blade. Powered by quiet-running 3450-rpm capacitor-start motor with overload protector to guard against burnout. Runs smoothly on 110-120 or 220-240-v., 60 Hz. AC. UL listed. Quick-connect terminals for fast conversion to 220-240-v. power.

Maximum rip width: 25½ inches. Maximum crosscut in ¾-in. stock: 15½ inches. Dado capacity: 8-in. diameter, 1⅜-in. width. Depth of cut: 3 inches at 90°, 2¼ inches at 45°. See guarantee page 65. Shipping weight 180 pounds.

9 GT 2310N \$299.95

Complete Outfit. Includes saw above plus heavy-duty steel stand (9 GT 22202L) plus 3 drawers (9 GT 10329), locking front panel (9 GT 10335), set of 4 casters (9 GT 22201), and work light with 18-in. flexible neck (9 GT 2480). All these accessories described on page 76. Shipping weight 280 pounds.

9 GT 23102N \$389.88

Protect your eyes . . .
use goggles: See page 116.



This 12-inch Radial Saw gives you more power, a larger work table and deeper cuts than any other radial saw we offer

- Easy-to-reach, up-front controls
- Huge 29x44x1-inch thick chipboard work table
- Automatic brake for fast blade stops
- Cuts through lumber up to 4 inches thick

\$399⁹⁵


And it can do a lot more than saw . . . see some of its extra operations on page 70

Built-in Motor develops 3½-HP

Our Best CRAFTSMAN® Radial Saw. Cast-iron arm, column and column support give maximum strength for heavy-duty cutting. Resin-bonded work table is sealed under pressure for lasting durability. Solid double-leg yoke construction swivels both motor and Kromedge® blade for ripping . . . fixed stops at center and 90° right or left. Miter and bevels . . . fixed miter stops at center and 45° right or left; bevel stops at vertical, 45° and horizontal. Work function chart plus adjustable miter, bevel and in-out rip scales for fast setups. Blade guard with anti-kickback pawls and spreader device, plus retractable lower guard.

Double-end shaft with ⅝-in. arbor for blade plus ½-in. x 20-thread end for accessories. Steel carriage trackway . . . sealed ball bearings. Heavy-duty capacitor-start 3450-rpm motor with direct drive for maximum cutting power. Overload protector prevents burnouts. Pull-on, push-off switch with keylock. Maximum rip width: 26½ inches; maximum crosscut in ¾-inch wood: 16½ inches. Dado capacity: 8-inch diameter, 1⅜-inch width. Depth of cut: 4 inches at 90°; 2⅛ inches at 45°. 220-240-v., 60 Hz. AC. 1650 full-load watts. 6-foot, 3-wire cord. UL listed.

9 GT 2330N—Shipping weight 218 pounds . . . \$399.95



Motorized Miter Box Saw

- Cuts any angle from 90° to 45° right or left
- Easy-to-read 1° graduations on miter scale
- Big 9-inch blade spins at powerful 5,000-rpm . . . that's fast enough to zip through wood, plastic or even lightweight aluminum

\$216⁹⁹

1 CRAFTSMAN. Ideal for home workshops and building trades . . . compact and lightweight for on-the-job cutting. Handles 90° cuts in 2½x4-in. stock, makes 45° cuts in stock up to 2½x3¾ in. Locks at any angle . . . fixed stops at 90° and 45° right or left. Downward travel of blade can be adjusted for depth of cut desired.

Saw locks in down position. Exclusive push-button brake stops spinning blade almost instantly. Retractable see-through blade guard. Powered by belt-driven 1.6-HP motor with 100% ball-bearing construction for long life. UL listed. 115-v., 1200-w., 60 Hz. AC. 6-ft., 3-wire cord, Kromedge® blade, blade wrenches and instructions. Measures 19x20x22 in. high. See *Guarantee* page 65. 9 GT 2375L—Shipping weight 44 pounds . . . \$216.99

Replacement blade for (1). 9-in. diam. Kromedge. 44 teeth. 9 GT 32405—Shipping weight 1 pound 10 ounces . . . \$4.20

2 Steel Stand for (1). Height adjusts from 26 to 34 in. Adjustable rubber feet minimize creep, help level. Top measures 16½x20 in. Shipped unassembled. Assembly instructions incl. 9 GT 22219C—Shipping weight 23 pounds . . . \$18.90

Protect your eyes . . . wear goggles. See page 116.

CRAFTSMAN® 12-inch Band Saw-Sander..

it's actually two tools in one!

Cuts intricate curves or sands hard-to-reach crevices in wood up to 6 inches thick, 12 inches wide



First, it can bevel-cut even around curves



... or carve out compound shapes easily



... even resaw boards up to 6 inches thick



Second, it can sand to a satin-like smoothness

- Exclusive built-in work light illuminates working area
- Table tilts from horizontal to 45° for bevel, angle cutting
- Cuts plastic, vinyl... even asbestos floor tile easily

Band Saw-Sander alone
\$199⁹⁵

Band Saw-Sander with Motor
\$249⁹⁹

1 Perform many cutting operations from crosscutting stacks of wood to ripping and beveling, then put the finishing touches on all these cuts by sanding with the same machine. Fast-cutting 1/4x80-inch long skip-tooth blade plus 1/2x80-inch long sanding belt... both turn at 2900 feet per minute. Balanced drive and idler wheels with 12 1/4-inch diameter give smooth, continuous running... rubber-tired wheels spin freely on 100% ball bearings. Connects easily to Home-N-Shop® Vacs (sold separately on pages 86 and 87) to whisk away sawdust as fast as you work.

Sturdy 14 1/4x12 1/2-inch cast-iron table supports big cutting tasks. Micro-adjustable upper and lower blade guides with sight lines for quick and accurate settings. Spring tension on upper guide bar prevents it from falling when adjustments are being made. Blade-belt tension adjusts easily with knob... tension scale reads from outside. Includes pull-on, push-off switch with locking key. Unit comes with platen, machine and motor pulleys, V-belt and belt-pulley guard. Overall size measures 38x26x14 1/2 inches deep. See guarantee on page 65. Order stand, rip fence and miter gauge separately below.

9 GT 2420N—Without motor. Shipping weight 78 pounds.....\$199.95

Band Saw-Sander with motor (9 GT 1254C). Capacitor-start, 1/2-HP, 1725-rpm. Described on page 85. Runs on 110-120-v., 60 Hz. AC.

9 GT 24278N2—Shipping weight 99 pounds.....\$249.99

Accessories for Band Saw-Sander

2 Band Saw Rip Fence. Helps you achieve accurate cuts. Use for ripping planks and boards evenly at predetermined widths. Locks at front. Fittings included. Tilts to 45° left with positive stop.

Shipping weight 4 lbs. 2 oz.
9 GT 23432.....\$16.50

3 CRAFTSMAN Miter Gauge. For saw above and most other saws with 3/4x3/8-inch deep miter slots. Helps provide accurate setups... locks at any angle from 0° to 90° right or left. Positive stops at 0° and 45° left or right for quick settings.

Shipping weight 3 lbs. 2 oz.
9 GT 29929.....\$13.50

4 Steel Stand for Band Saw above. Also for wood shaper and belt-disc sander sold in this book. Height adjusts from 27 3/4 to 30 3/4 inches. Measures 24 1/4 inches wide x 20 inches deep. Leveling feet with rubber pads guard against creeping. Motor mount included. Sent unassembled.

Shipping weight 37 pounds.
9 GT 22213C.....\$32.90

Replacement Sanding Belts for (1). 1/2 in. wide x 80 inches long. Medium-fine surface for satin-smooth finishes. Package of 5.

Shipping weight 9 oz.
9 GT 22361.....Pkg. \$2.17

CRAFTSMAN® Band Saw Blades

Low as **\$220** 3/16 x 54-in. blade

5 Endless blades fit band saw above and most other brands. Made of tough alloy steel that's heat-treated and hardened to give dependable, long-life performance. Precision-ground for maximum cutting accuracy. Tension-tested for strength and durability.

Catalog Number	For Sawing	Width inches	Length inches	Teeth per in.	Shpg. wt.	Each
9 GT 26582	Wood, hardboard, plywood, chipboard*	3/16	54	15	4 oz.	\$2.20
9 GT 26641	Wood	1/4	62	6	5 oz.	2.60
9 GT 26642	Wood	3/8	62	6	5 oz.	2.60
9 GT 26572	Wood*	1/4	78	6	6 oz.	2.60
9 GT 26232	Wood	1/4	80	6	6 oz.	2.90
9 GT 26233	Wood	3/8	80	6	7 oz.	2.90
9 GT 26234	Wood	1/2	80	6	8 oz.	2.90
9 GT 26592	Plywood	1/8	80	15	4 oz.	2.60
9 GT 26593	Plywood	3/4	80	15	6 oz.	2.90
9 GT 2624	Brass, non-ferrous metals	1/4	80	14	6 oz.	3.40
9 GT 26255	Steel	3/16	54	24	4 oz.	3.40
9 GT 2625	Steel	1/4	80	14	6 oz.	4.90

*Fine-tooth for minimum splintering, smooth finish.

6 Skip-tooth Blades. Similar to (5) but for extra-fast cutting.

Catalog Number	For Sawing	Width inches	Length inches	Teeth per in.	Shpg. wt.	Each	8 for
9 GT 26595	Wood	1/4	80	4	5 oz.	\$2.70	\$14.88
9 GT 26596	Wood	3/8	80	4	7 oz.	2.70	14.88
9 GT 26597	Wood	1/2	80	4	8 oz.	2.70	14.88

Sears Has a Credit Plan to Suit Most Every Need

See Big Book or ask for details



Band-Saw Replacement Blades

This CRAFTSMAN® 15½-inch Drill Press can do a lot more than just drill holes



Built-in light illuminates working area



Router bits on page 125. Sanding drum and buffer on page 121.

- A speed for every need, as low as 380 rpm for drilling metal, as high as 8550 rpm for routing wood
- Side-mounted metal charts help make quick set-ups
- Sturdy steel column, cast-iron head and table

Drill Press alone

\$239⁹⁵

Drill Press with motor

\$279⁹⁰

Drill Press alone. You get great versatility because it features 8 set speeds... all you'll ever need for most drilling projects. You even get 2 built-in charts to assist you... one shows the right speed for specific materials, the other shows correct tap drill sizes. Belt-tension lever and sliding belt guard permit fast speed changes. Depth gauge graduates in 1/16-inch increments. Sturdy construction plus 1-piece, stationary head-design help maintain accuracy. Spindle and pulleys turn on permanently lubricated ball bearings. Drills to center of a 15½-in. circle.

Slotted 10x12-in. work table with clamp edges. Powerful torsion spring for positive quill return. Pull-on, push-off switch with lockout device. Power and light switches work independently. With pulleys, belt, chuck. *Guaranteed 1 year... see page 65.* Does not include motor.

9 GT 2137N—Shipping weight 181 pounds.....\$239.95

Drill Press with motor (9 GT 1255C). Capacitor-start. ½-HP, 1725-rpm. Described on page 85. 110-120-v., 60 Hz. AC 660 full-load watts.


9 GT 21371N2—Shipping weight 202 pounds.....\$279.90

DRILL PRESS SPECIFICATIONS


- | | |
|-------------------------------------|------------------------------------------------------------|
| • Depth of throat 7¾ inches | • Speeds: 380, 480, 720, 1325, 2300, 4250, 6400, 8550 rpm. |
| • Depth graduations 1/16-inch | • Machine pulley 8-step, 6-in. |
| • Spindle No. 33 Jacobs taper | • Motor pulley 8-step, 6-in. |
| • Spindle travel 4 inches | • Measures 7¼ inches tall, 15 inches wide, 27 inches deep |
| • Chuck capacity 0 to ½ inch | • Maximum distance from base to chuck 48¼ inches |
| • Quill diameter 1½ inch | • Use ½-HP, 1725-rpm motor |
| • Drive splines Six | |
| • Table travel 42½ inches | |
| • V-belt 3/16x45 inches | |

Sears ★ Best

CRAFTSMAN® High-speed Shaper can style your work edges,



Add the Accessories below and your drill press can perform all these special chores . . . and more



1 CRAFTSMAN® Rotary Planer. Converts drill press to a planer. Dresses, trues up, finishes wood surfaces. Also removes paint and varnish. Planes a path 2½ inches wide. Die-cast aluminum with blade of high-speed steel.

Fits drill press on facing page, our former presses 9-2461, 9-2131 and others with No. 33 Jacobs taper. 1½-in. x 20-threaded sidethrust nut or locking collar. 3½-in. diameter. Hex wrench, operating instructions.

Shipping weight 1 pound.
9 GT 2745 \$14.50

2 CRAFTSMAN Shaper Fence Attachment. Helps convert drill press to shaper. Provides support for making picture frames, sashes, moldings. Hardwood fences open 1 to 3 inches. Each adjusts separately. Hold-downs keep pressure on work and help you achieve more accurate results than you could by hand.

For all CRAFTSMAN drill presses. Micrometer-type adjustments.

Shpg. wt. 6 lbs. 2 oz.
9 GT 2487 \$29.50

3 Dovetail Attachment. For making sturdy dovetail joints like those in drawers or bookcases. Clamp holds workpieces at 90° . . . lets bit cut both at once, use ½-in. dovetail bits (not incl.) . . . see pg. 125.

For use with any drill press. Hardened-steel slotted comb controls spacing and depth of cut. Includes end plates, comb, screw fittings, clamps, wood parts, operating instructions.

Shpg. wt. 3 lbs. 8 oz.
9 GT 2462 \$19.75

4 CRAFTSMAN® Circle Cutters. Hex shaped bit holder with size graduations noted in 1/16-inch settings. Includes bit of high-speed ground tool steel. With set screw wrench. For use in drill press or bit brace only.

With ½-in. shank. Cuts 1¼ to 7½-in. diameter holes in steel, brass, aluminum, wood, plastic.

9 GT 3640—Wt. 14 oz. \$6.49

With ¼-in. shank. Cuts 7/8 to 4-in. diam. holes in wood; brass, plastic.

9 GT 3645—Wt. 7 oz. \$3.29


5 Mortising Chisel Housing. Holds hollow chisels (6) below. Fits CRAFTSMAN drill presses with 1½-inch or 1⅞-inch diameter quill.

Shipping weight 4 pounds 2 ounces.
9 GT 2465 \$12.75

6 Hollow Chisels. Squares bit holes to make mortises. For former 9-2464 and 9GT2465. Shpg. wt. ea. 4 oz.

Catalog No.	Size	Cut Depth	Each
9 GT 24201	¼-in.	1⅞-in.	\$7.99
9 GT 24202	⅜-in.	3-in.	8.29
9 GT 24203	½-in.	3-in.	8.49

Mortising Bits For above.
9 GT 24221—¼-in. Wt. 4 oz. \$5.99
9 GT 24222—⅜-in. Wt. 4 oz. 6.49
9 GT 24223—½-in. Wt. 4 oz. 6.99



7 Universal Compound Vise. Required for all types of drill-press operations on small metal pieces in which holes, key slots, etc. must be located, spaced or shaped. Cast iron. Bolts to drill press table. Adapts to lathes, milling machines, grinders. Jaws open to 4½-in. One jaw swivels; other with movable face. 90° graduation. 7x7-in. table. With wrench and bolts.

9 GT 2432C—Shpg. wt. 35 lbs. \$94.50

8 Rotary Indexing Table. For milling, routing, shaping, etc. Dial calibrated in 3-minute intervals. Dials calibrated to .001-in. tolerance. 8-in. diam. table rotates 360°. With vise jaws.

9 GT 2495L—Shpg. wt. 41 lbs. \$184.90

9 Tilt Table. Cast-iron. 8½x11½ inches. Indexes at 45° and 90° left or right. With mounting hardware.

9 GT 2439—Shpg. wt. 12 lbs. 8 oz. \$19.50



Holding Devices



10 Adjustable Hold-down and Guide. For mortising, drilling, etc. Cast-iron. Fits almost any drill press.

9 GT 2457—Wt. 5 lbs. \$12.80

11 General-purpose Vise. Steel-faced jaws open to 3 inches. Cast-iron base 8 in. long. Includes mounting lugs.

9 GT 2757—Wt. 8 lbs. 2 oz. \$18.50

12 Angle Vise. Perfect for angle drilling or when it's necessary to position the vise jaws out from under the drill. Adjusts from 0 to 90 degrees. Vise can be used horizontally.

Steel-faced jaws open to 2½ inches. Cast-iron. Nine inches long overall.

Shipping weight 9 lbs. 13 oz.
9 GT 2756 \$19.60

straight, varied or curved

Shaper alone \$159.95 | Shaper with motor, no stand \$199.00

A Shaper alone. Finely shaped edges give your table tops and cabinet work the look of "store-bought" quality. And no other tool we sell cuts small arcs and shapes as easily as this wood shaper. Reaches almost 9000 rpm . . . enough speed for smooth cuts that need little sanding. Semi-steel, 19x27-inch table . . . big enough for handling wide panels or long boards. Table slot for miter gauge.

Each fence-half individually adjustable from left to right and front to rear. Adjustable, spring hold-downs secure the work. Spindle turns on permanently lubricated ball bearings. Easy-to-reach control adjusts spindle height ⅞ in. Takes cutters of ½-in. bore, up to 2½ in. diameter. All parts precision-machined to limit vibration at high speeds.

With belt/pulley guard; hardened collars, nuts, washers; pulleys; V-belt. *Guaranteed 1 year . . . see pg. 65.* Without motor or stand. Use ½-HP, 3450-rpm motor.

9 GT 2394N—Shpg. wt. 87 lbs. \$159.95

Shaper with motor (9 GT 1216C). Capacitor-start. ½-HP, 3450-rpm. Described on pg. 85. Runs on 110-120-v., 60-HZ. AC.

9 GT 23942N2—Shpg. wt. 104 lbs. \$199.00

B Steel Floor Stand for above. See description on page 69. Unassembled.
9 GT 22213C—Shpg. wt. 37 lbs. \$32.90



Sash and Door Cutting Kit

For making intricate cuts used in door and window frames. Use with shaper at left or former shaper 9-2392. Includes: 5 spacer collars with ½-in. bore (⅜, ¼, ⅛, 1/16, 1/32 and 1-in.); sash cutter blade; 3 recessed nuts (½x24, ½x20, ½x16 Acme thread); hex key.

Shipping weight 8 ounces.
9 GT 2407 Kit \$6.99

Shaper Collars

Five-pc. Set. Use above or below cutter to provide bearing surface for part not to be shaped. Makes freehand shaping on curved workpieces possible. Steel collars fit ½-in. spindle.

Shpg. wt. 8 oz.
9 GT 23672...Set \$4.40



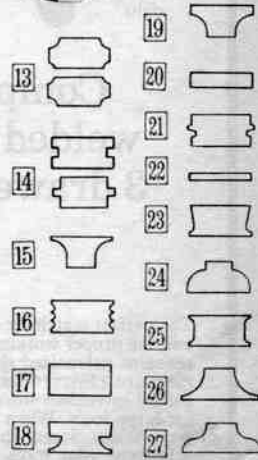
Alloy-steel Shaper Cutters for Wood Shaper or Drill Press

All cutters 1-inch high with ½-inch bore, except (20) 9 GT 3288 which is ½-inch high and (22) 9 GT 3287 which is ¼-inch high. To use with drill press, you need 9 GT 24832 adapter described below.


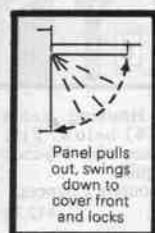
Shaper Cutter Type	Catalog Number	Wt. oz.	Price
2-inch diameter Shaper Cutters			
(13) ½ and ¼-in. radius Ease Edge or ¼-in. Glass Bead	9 GT 3295	6	\$5.50
(14) ½-in. Tongue and Groove Matched Set	9 GT 3283	10	10.90
(15) ½-in. Radius Base Shoe Molding or ½-in. Quarter Round	9 GT 3285	6	5.50
(16) 3-bead, ¾-in. Molding	9 GT 3293	6	5.50
(17) 1-inch Jointer	9 GT 3289	7	5.50
(18) Lip Cupboard Door or ¾-in. Quarter Round	9 GT 3294	6	5.50
(19) Drop Leaf Bead	9 GT 3291	6	5.50
(20) ½-in. Groove	9 GT 3288	5	5.50
(21) Reversible Glue Joint	9 GT 3284	6	5.50
(22) ½-in. Groove	9 GT 3287	4	5.50
(23) Taper Edge	9 GT 3292	6	5.50
(24) Drop Leaf Cove	9 GT 3290	6	5.50
(25) ½-in. Ease Edge or Screen Molding	9 GT 3286	6	5.50
(26) 2½-in. diameter, ¾-in. Quarter Round	9 GT 3281	6	7.90
(27) 2½-in. diameter, ¾-in. Ogee Molding	9 GT 3282	6	7.90

28 Adapter with holding collar. For ½-in. bore shaper cutters. ½-in. x 20-thread spindle. Fits drill press on facing page, most former CRAFTSMAN presses and others with No. 33 Jacobs taper spindle.


Shipping weight 12 ounces.
9 GT 24832 \$4.40



CRAFTSMAN® Steel Stands . . all custom-tailored to give you the best working height for their recommended tools



For
Radial Saws




1 Cabinet Stand **\$3850**

1 Sturdy stand for most CRAFTSMAN 8, 9 and 10-inch radial saws. Constructed of heavy-gauge steel for years of use. 23 $\frac{1}{2}$ "x24 $\frac{1}{2}$ "x32 $\frac{1}{2}$ " inches high. Four-bolt assembly. Takes up to 3 drawers. Also takes locking front panel as in cabinet at left. (Order drawers and panel separately below.) Cabinet has baked charcoal gray enamel finish. Unassembled.

9 GT 22202L—Stand only. Shpg. wt. 52 lbs. . \$38.50

Drawer (not shown). Made of heavy-gauge steel. Smooth sliding, rust-resistant galvanized slides. Size: 16 $\frac{1}{2}$ "x15 $\frac{1}{2}$ "x1 $\frac{1}{2}$ " inches deep. Red enamel finish with aluminum drawer pulls. 9 GT 10329—Shipping weight 9 lbs. . . . Each \$7.50

Locking Front Panel (not shown). 9 GT 10335C—Shipping weight 10 lbs. . . . \$8.50



2 Steel Legs **\$2595**

2 Sturdy steel legs provide steady support and proper working height for these radial saws: 10-inch (9 GT 2316N), 10-inch (9 GT 2310N), and 12-inch (9 GT 2330N). Cross braces adjust for saw base width. Or you can bolt a thick piece of plywood (not included) to the top of the legs and adapt them to fit other saws. Leg levelers included for adjustments on uneven floors. Legs measure 33 inches high. Baked charcoal gray enamel finish. Sent unassembled. Shipping weight 35 pounds. 9 GT 22211C Set \$25.95



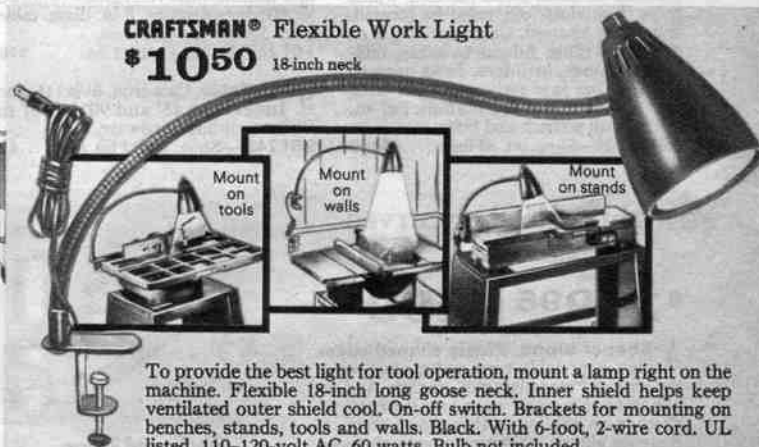
Casters sold separately at lower right

Completely assembled welded steel Cabinet with 3 drawers plus front panel
\$8850

The perfect match for our 10 and 12-inch radial saws . . designed to give you the proper working height. Three smooth-sliding drawers, with rust-resistant galvanized slides, keep accessories close at hand. Red drawers measure 22 $\frac{1}{2}$ "x16 $\frac{1}{2}$ "x4 $\frac{1}{2}$ " inches deep. Full-length, aluminum drawer pulls. Convenient storage area beneath drawers provides adequate space for large tools. When open, front panel slides inside cabinet out of the way. When closed, the red panel covers front of cabinet and locks to safeguard your tools. Includes tumbler lock and 2 keys. Cabinet with charcoal gray enamel finish measures 27 $\frac{1}{2}$ "x25 $\frac{1}{2}$ "x32 inches high. Feet adjust for leveling on uneven floors. Only assembly required is lock and panel after saw is mounted. Order casters separately at right.

9 GT 22203N—Shipping weight 115 pounds \$88.50

CRAFTSMAN® Flexible Work Light **\$1050** 18-inch neck



To provide the best light for tool operation, mount a lamp right on the machine. Flexible 18-inch long goose neck. Inner shield helps keep ventilated outer shield cool. On-off switch. Brackets for mounting on benches, stands, tools and walls. Black. With 6-foot, 2-wire cord. UL listed. 110-120-volt AC. 60 watts. Bulb not included.

9 GT 2480—Shipping weight 3 lbs. 4 oz. \$10.50

As above but with 24-inch neck.

9 GT 2481—Shipping weight 3 lbs. 7 oz. \$11.50



\$1690 set of four

Mobilize your power tools with **CRAFTSMAN® Casters** . . .
get the most from your workshop space

These heavy-duty casters support up to 400 pounds. Two-inch wheels made of extra-strong phenolic plastic. Set includes 2 adjustable swivel casters for the front . . with T-handles for adjustments. Also includes two rigid casters for the rear. Can be mounted on all stands on these two pages. Also, can be mounted on most stands having 5" or 10" slanted sides or straight sides.

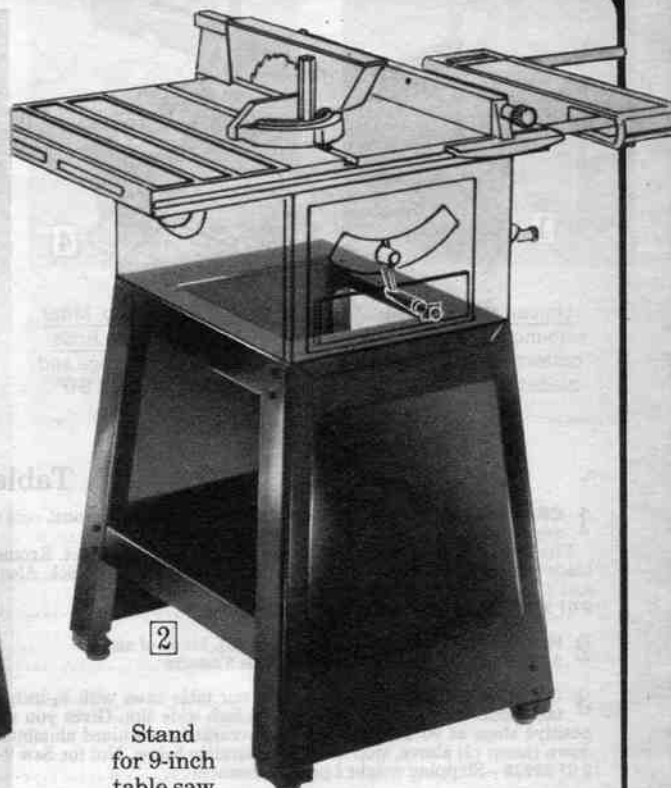

9 GT 22201—Shipping weight 6 pounds 8 ounces Set \$16.90

And all stands on both pages give you these extra-strength features

- Rigid motor mount reduces vibration and drive-belt slippage for more positive drive

- Top and sides made of 18-gauge steel for strength...double-braced for added stability


3-use Stand for shaper, band-saw sander, and belt-disc finisher



Stand for 9-inch table saw



Stand for jointer-planer



2-use Stand for metal-cutting hacksaw and band saw

(1 thru 4) Stamped steel construction. A-frame design... provides you with an exceptionally sturdy and steady work surface. Stands are adjustable to provide the best overall working heights for their recommended tools. Height adjusts up to 31 1/4 inches... from 23 1/8 to 26 3/8 inches for (2); from 27 3/8 to 30 7/8 inches for (1), (3), (4). Rubber-padded feet resist creeping and marring of floors. Baked black enamel finish. Casters for the stands available on facing page.

1 For CRAFTSMAN 12-inch band saw-sander, wood shaper and belt-disc sander. Top measures 19 1/2 x 15 1/4 inches. Sent unassembled.
Shipping weight 37 pounds.
9 GT 22213C.....\$32.90

2 For CRAFTSMAN 9-inch table saw and former 8 or 10-inch table saws. Top measures 19 1/2 x 15 1/4 inches overall. Sent unassembled.
Shipping weight 32 pounds.
9 GT 22214C.....\$32.90

3 For CRAFTSMAN 6 1/8-in. jointer-planer. Top size: 37 1/2 x 15 1/4 in. Sent motor carrier or express. Sent unassembled. See "N" suffix page 96.
Shipping weight 35 pounds.
9 GT 22216N.....\$32.90

4 For CRAFTSMAN 4 1/8-inch metal-cutting band saw and hacksaw. Top size measures 25 1/2 x 15 1/4 inches. Sent unassembled.
Shipping weight 41 pounds.
9 GT 22212L.....\$32.90

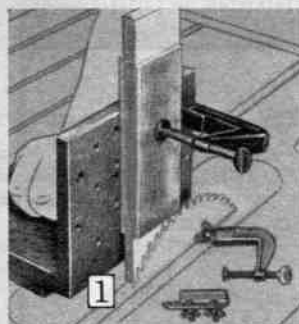
Your Choice

\$32⁹⁰ each

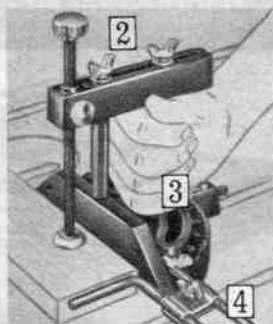
Sears Has a Credit Plan to Suit Most Every Need

See Big Book or ask for details

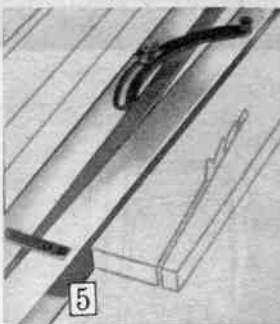
Expand the versatility of your table



Universal Jig... use with molding head and cutters, dado sets and blades (tenon shown)



Hold-down Clamp, Miter Gauge and Stop Rods for accurate settings and stops at 45° and 90°



Taper Jig helps you cut smooth, even tapers on your table or radial-arm saw

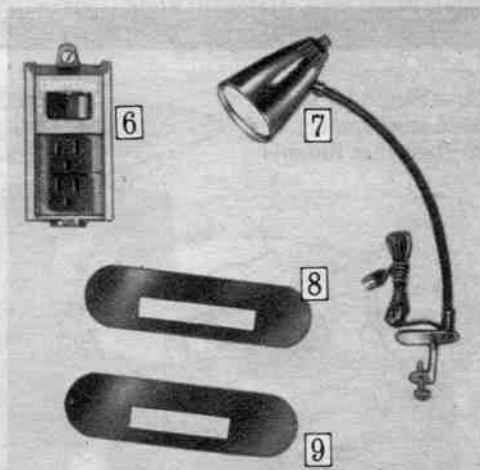


Table Saw Accessories

1 CRAFTSMAN® Universal Jig. Make accurate, professional cuts with blades, cutters, even jointing dadoses such as mortise tenons.

Fits any table saw with 3/4-inch wide x 3/8-inch deep miter slot. Kromedge® 8-in. tenoning blade cuts grooves 1/8-inch wide. For materials up to 2-inches thick. Also includes two plates, and 2 clamps. Not for Saw 9-2413C.

9 GT 3231—Shipping weight 6 pounds 2 ounces\$19.70

2 Hold-down Clamp for Miter Gauge (3). Made of steel.

9 GT 29928—Shipping weight 2 pounds 5 ounces\$10.50

3 CRAFTSMAN® Miter Gauge. Fits our table saws with 3/4-inch wide x 3/8-inch deep table slot or most table tops with 3/4-inch wide slot. Gives you accurate settings with positive stops at 90° and 45°. Die-cast, accurately-machined aluminum head. Order hold-down clamp (2) above, stop rods (4) separately below. Not for Saw 9-2413C.

9 GT 29929—Shipping weight 3 pounds 2 ounces\$13.50

4 Stop Rods for Miter Gauge (3). Made of Steel.

9 GT 29924—Shipping weight 1 pound 2 ounces\$3.90

5 CRAFTSMAN® Taper Jig. Lets you cut tapers up to 3 inches per foot or 15°. Strong, lightweight frame of extruded aluminum. Equipped with locking brackets, handle and scale designating degrees of taper and inches for accurate work.

9 GT 3233—Shipping weight 2 pounds 4 ounces\$7.75

6 CRAFTSMAN® On-off Rocker Switch. Mounts on front of table saw and other power tools with motors up to and including 1-HP, 15 amps... (universal motors up to 1 1/4-HP). Not for 220-240-v. Two three-pronged receptacles, one controlled by switch, the other always on. 8-ft., 3-wire cord. 110-120-v. Polyethylene housing.

9 GT 12085—Shipping weight 1 pound 8 ounces\$8.49

7 CRAFTSMAN® 18-in. Flexible Goose-neck Worklight. Mounting device. No bulb.

9 GT 2480—6-ft., 2-wire cord. 110-120-v., 60-Hz. AC. UL listed. Wt. 3 lbs. 4 oz.\$10.50

9 GT 2481—As above except 24-in. neck. Shipping weight 3 lbs. 7 oz.11.50

8 Dado Inserts for table saws. Heavy-gauge steel with black oxide finish. Use with dado sets.

For saws 9 GT 29913N, former 9-2993N.

9 GT 29935—Shipping weight 1 pound 10 ounces\$7.70

For former saws 9-2994N, 9-29911N, 9-2996C, 9-2990.

9 GT 29958—Shipping weight 2 pounds\$4.75

For former saws 9-24282N and 9-2428N.

Adjustable to table surface.

9 GT 29937—Shipping weight 1 pound\$3.40

For former saws 9-2413C and 9-2421C.

Use while making all types of dado cuts.

9 GT 24211—Shipping weight 5 ounces\$2.90

9 Molding Inserts for table saws. Heavy-gauge steel with black oxide plated finish. Use with molding head sets.

For saws 9 GT 29913N and former 9-2993N.

9 GT 29936—Shipping weight 1 pound 10 ounces\$7.70

For same saws as Dado Insert (9 GT 29958).

9 GT 29959—Shipping weight 2 pounds\$4.75

For same saws as Dado Insert (9 GT 29937).

Use with molding head sets.

9 GT 29938—Shipping weight 15 ounces\$3.40


For former saws 9-2413C and 9-2421C.

Use with molding head sets.

9 GT 24212—Shipping weight 5 ounces\$2.90

For FAST service, visit or phone your nearest Sears Catalog Sales Unit to place your order

Sharpen and recondition saw blades on your own bench grinder, radial saw or table saw




This Sharpener attaches to your bench grinder

\$4750

Save the cost of replacing blades by sharpening and reconditioning them with this sharpener that attaches to either side of any 6-inch or larger grinder. Swing arm to side when you are not sharpening. Handles circular blades (except carbide-tipped) up to 16 inches in diameter. Resharpens, reshapes, joints... does every blade reconditioning job but setting of teeth.

Six-in. grinding wheel fits 1/2, 3/8, or 3/4-in. arbors. You get precise sharpening because the locating cone automatically centers the blade for you. Cone fits up to 2-in. round, diamond-shaped and square blade arbors. Sent from factory near Kansas City, Mo. Allow extra time. No C.O.D's. Allow for shpg., handling charges from Catalog Merchandise Distribution Center.

F8 GT 23393—Shipping weight 14 pounds\$47.50



This Sharpener attaches to either radial saw or table saw **\$2895**

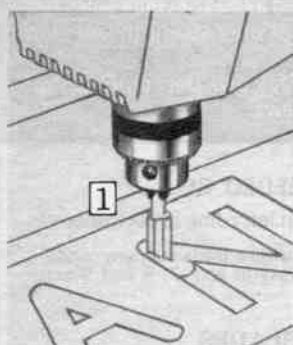
Handle most every blade reconditioning job including resharping, retreating and jointing on your own table or radial saw (will not set blade teeth). Sharpen up to 12-in. diameter blades with 1/2, 3/8, 3/4, and 1-inch round arbor holes. Fits 3/4-inch slot on table or radial saws. Grinding wheel: 60 grit, 6 1/4 x 5 1/2 inches. Takes saw blades with 1/2 or 3/8-in. arbors. Sharpening assembly mounts, removes quickly. Includes safety guide and 2 index dials.

Shipping weight 5 pounds.

9 GT 3532\$28.95

For our complete selection of rugged stands for table saws and radial saws, see pages 76 and 77.

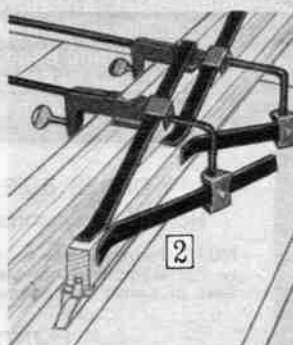
or radial saw with these Accessories



Key Chuck . . enables your saw to take routing or drilling bits

1 Convert your radial saw into an on-the-spot drill or router . . just screw on the chuck and insert bits. Takes bits with shanks from $\frac{3}{4}$ to $\frac{1}{2}$ -in. in diameter. Chuck fits $\frac{1}{2}$ x20-thread accessory ends on radial saws. Also includes chuck key for locking and releasing drill and router bits.

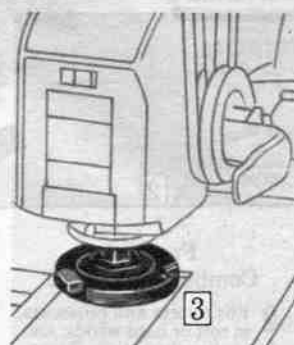
Shipping weight 1 pound.
9 GT 2980 \$6.99



Hold-down Attachment steadies work for dado and molding cuts

2 To do the job accurately, your workpieces have to be steady. This handy attachment will secure them when you use radial saws, table saws, shapers, jointers. Four holding fingers for firm support. Includes clamps, hardware, and set-up instructions.

Shpg. wt. 2 lbs. 11 oz.
9 GT 3230 Set \$8.50

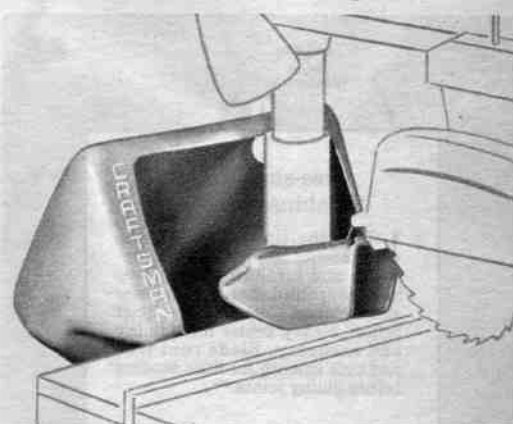


Rotary Surface Planer Attachment cuts a 4-inch path

3 Three carbide-tipped, alloy steel blades. Die-cast aluminum body with air-flow design. Fits radial saws with $\frac{3}{4}$ -inch arbor. Not for 9-2922. Lets you shape and smooth work surfaces fast, with little effort. Wide path makes even the big jobs easier to tackle.

Shipping weight 1 pound.
9 GT 29513 \$15.50

CRAFTSMAN® Sawdust Collector Attachment \$18.90




Fits on any radial saw we sell . . helps eliminate bothersome sawdust and cuts down on clean-up time

Sawdust and shavings from your radial saw can be both annoying and even dangerous to your eyes. Help keep the air and floor clean with this Sawdust Collector Attachment. The giant, high-impact plastic shroud catches sawdust and wood chips thrown off by the blade. The debris funnels down through the chute on the bottom of the shroud . . not out the back and into the air. Just place a bag or box under shroud to gather the sawdust. Or, for more complete clean-up, connect collector to any 2 $\frac{1}{2}$ -in. diam. vac hose. (See our wide selection of Home-N-Shop Vacs and accessories on pp. 86 and 87).

9 GT 29517C—Shipping weight 7 lbs. Kit \$18.90

CRAFTSMAN® radial saw Accessories



4 Automatic Carriage Return. Steel guide wire returns carriage to rear of support arm after each cutting stroke. Saves the effort of manual carriage returns. Use with either 10 or 12-in. radial saws.

Shpg. wt. 1 lb. 6 oz.
9 GT 2956 \$11.75

5 Adapter. Enables radial arm saws to accept routing or drilling bits having $\frac{1}{4}$ -inch shanks. Fits radial saws with $\frac{1}{2}$ x20-thread accessory ends.

Shipping weight 5 oz.
9 GT 3239 \$2.20

6 Floating Ring Guard. Fits former Radial saws 9-2933, 9-2934, 9-2940, 9-2941, 9-2943, and 9-2944. Shpg. wt. 1 lb. 7 oz.

9 GT 29007 \$7.80
Floating Ring Guard. Fits former saws 9-2945 and 9-2946. Wt. 1 lb. 7 oz.

9 GT 29008 \$7.80

7 Retractable Lower Blade Guard. Clear-view plastic guard provides added protection. Aluminum frame. Fits 10-inch radial saws 9 GT 2310N and former 9-2311 only. Shpg. wt. 1 lb. 5 oz.

9 GT 29009 \$10.75

8 Molding Head/Dado Guards. Give added protection when radial saw is used with dado blades or molding cutters. Black molded plastic.

Fits over blades and heads up to 7-in. diameter. Not for saw 9-2922.

9 GT 29524—Wt. 1 lb. 1 oz. \$9.90

Fits over blades and heads up to 8-in. diameter. Not for saw 9-2922.

9 GT 29523—Wt. 1 lb. 8 oz. \$9.90

9 Miter Vise. Makes close-to-perfect 45° cuts for picture, door or window frames. Holds molding or frame sections up to 3 in. wide. Cast-aluminum base, jaws. Steel screws. Fits most radial saws. For wood or metal.

9 GT 3279—Shpg. wt. 2 lbs. \$11.50

Sanding Wheels and Discs

10 CRAFTSMAN® 10-inch Sanding Wheel. Converts your table or radial saw for sanding operations. Flat disc made of rigid, tempered steel. Coarse abrasive on one side, medium abrasive on other. Fits on arbor like saw blade, made to fit arbors $\frac{3}{4}$ to $\frac{1}{2}$ -in. Wheel 10 inches in diameter. Replacement discs sold below.

Shipping weight 3 lbs. 14 oz.
9 GT 22723 \$5.90

CRAFTSMAN® 8-inch Sanding wheel. Attaches to table or radial arm saws to convert to power sanding. Strong Aluminum casting. Two sanding surfaces: one flat and one with 2" taper. Both sides have medium grit. Remove stock faster than conventional wheels with less clogging. Size 8 $\frac{3}{4}$ x $\frac{1}{2}$ -in. Fits arbors $\frac{3}{4}$ and $\frac{1}{2}$ -in. Replacement discs sold below.

Shipping weight 1 lb. 2 oz.
9 GT 22724 \$4.60

Replacement Sanding Discs. For wheels above. 3-in. center hole. 2 each: fine, med., coarse. Use disc cement. Six in pkg.

9 GT 22732—8-in. Wt. 9 oz. Pkg. 99c
9 GT 22731—10-in. Wt. 13 oz. Pkg. \$1.69

CRAFTSMAN® Kromedge® Specialty Blades

(12 thru 17) Chrome-nickel-molybdenum steel. Chrome-plated to resist rust and guard against gum or pitch buildup.

12 7-in. cabinetwork combination. Flat-ground fine teeth rip, cross-cut, miter in hard or soft wood . . even veneers . . cut stain smooth. For 7 to 10-in. table saws, electric hand saws. $\frac{5}{8}$ -in. hole. 52 teeth.

9 GT 32433—Wt. 12 oz. \$3.90

13 6-in. woodwork combination. "Free-Cut" design . . taper ground. For crosscuts, miters, ripping on furniture woods. 18-gauge. For $\frac{1}{2}$ to $\frac{3}{8}$ -in. arbors. Use at speeds between 5080 and 7640 rpm.

9 GT 32631—Wt. 9 oz. \$3.70

14 4-in. chisel-tooth Blade. Crosscut and rip with hand, radial and table saws. 30 teeth. Fits $\frac{1}{2}$ to $\frac{3}{8}$ -in. arbors.

9 GT 32401—Wt. 4 oz. \$1.90

15 4-in. fine-tooth cross-cut Blade for plywood. Fine finish work. Use with $\frac{5}{8}$ -in. saw or $\frac{1}{4}$ -in. drill attachment. 21-gauge. 100 teeth. $\frac{1}{2}$ -in. center hole.

9 GT 32441—Wt. 5 oz. \$2.20

16 6 $\frac{1}{2}$ -in. non-ferrous metal cutting Blade. Cuts copper, brass, aluminum, iron. Taper-ground (no-set). Use with circular saws only. 80 teeth. $\frac{5}{8}$ to $\frac{1}{2}$ -in. center hole.

9 GT 32505—Wt. 10 oz. \$5.90

17 6 $\frac{1}{2}$ -in. steel slicer Blade. Cuts by friction. Cuts metal to $\frac{3}{32}$ -in. thick. Cut roofing, iron, pipe, bar stock . . will not cut wood, non-ferrous metals.

To be used with circular saw only. Use safety goggles . . this blade generates sparks. $\frac{5}{8}$ to $\frac{1}{2}$ -in. center hole.


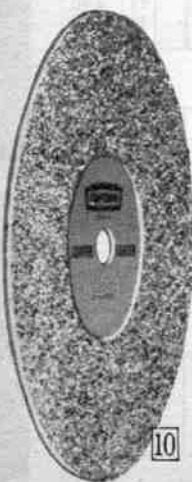
9 GT 32507—Wt. 10 oz. \$4.60



Blade Stabilizers cut vibration and wobble for more accurate cuts

11 CRAFTSMAN®. Use with carbide-tipped blades and most regular blades, from 7 to 10-inches in diameter. Helps them cut smoother. Made of quality tempered steel. One side taper ground, the other flat ground. Stabilizer measures 4 inches in diameter. Center hole knock-out bush for $\frac{5}{8}$ to $\frac{1}{2}$ -inch arbors. Sold in packages of two.

9 GT 4952—Wt. 1 lb. 6 oz. Pkg. \$3.70



Kromedge® Blades

Blade bodies fortified with chrome-nickel-molybdenum steel... a heat-treated alloy specially selected for its ability to maintain not only strength but also a precise cutting edge.

These blades fit Sears, Black and Decker, Rockwell and most other brands of saws.

ORDER SIZE NEEDED BELOW

Not all blades described at left come in each size

NOTE: If arbor fits, you can use smaller blade than saw capacity. For example: 6-inch blade may fit your 7, 8 and 9-inch saws, plus most 10-inch saws.

12-INCH BLADES

Item No.	Catalog Number	Gauge (G), Gauge Taper (GT), Teeth (T)	Max. RPM	Center Hole In.	Shpg. wt. lbs. oz.	Price
(1)	9 GT 32847	12-16 (GT)	3500	3/4-3/8"	2 15	\$16.95
(2)	9 GT 32637	12 (G)	3500	3/4-3/8"	2 15	7.80
(5)	9 GT 32702	24 (T)*	3500	3/4-3/8"	2 15	6.85
(6)	9 GT 32451	200 (T)	3500	3/4-3/8"	3 ---	6.90

*This blade best suited for heavy-duty ripping.

10-INCH BLADES

Item No.	Catalog Number	Gauge (G), Gauge Taper (GT), Teeth (T)	Max. RPM	Center Hole In.	Shpg. wt. lbs. oz.	Price
(1)	9 GT 32646	13-16 (GT)	4200	3/8"	1 10	\$12.80
(2)	9 GT 32636	16 (G)	4200	3/8"	1 12	6.40
(3)	9 GT 32626	16 (G)	4200	3/8"	1 13	5.90
(4)	9 GT 32539	200 (T)	4200	3/8"	1 13	10.80
(5)	9 GT 32668	28 (T)	4200	3/8"	1 13	5.90
(6)	9 GT 32446	200 (T)	4200	3/8"	1 12	5.90

9-INCH BLADES

Item No.	Catalog Number	Gauge (G), Gauge Taper (GT), Teeth (T)	Max. RPM	Center Hole In.	Shpg. wt. lbs. oz.	Price
(1)	9 GT 32645	14-17 (GT)	4600	3/8-1/2"	1 6	\$9.70
(2)	9 GT 32635	16 (G)	4600	3/8-1/2"	1 5	5.90
(3)	9 GT 32625	16 (G)	4600	3/8-1/2"	1 5	4.90
(4)	9 GT 32538	200 (T)	4600	3/8-1/2"	1 10	8.90
(5)	9 GT 32667	28 (T)	4600	3/8-1/2"	1 8	4.60
(6)	9 GT 32448	200 (T)	4600	3/8-1/2"	1 8	4.90

8-INCH BLADES

Item No.	Catalog Number	Gauge (G), Gauge Taper (GT), Teeth (T)	Max. RPM	Center Hole In.	Shpg. wt. lbs. oz.	Price
(1)	9 GT 32644	15-18 (GT)	5200	3/8-1/2"	1 ---	\$7.40
(2)	9 GT 32634	17 (G)	5200	3/8-1/2"	1 1	4.60
(4)	9 GT 32537	176 (T)	5200	3/8-1/2"	1 3	7.90
(5)	9 GT 32666	28 (T)	5200	3/8-1/2"	1 2	4.60
(6)	9 GT 32447	176 (T)	5200	3/8-1/2"	1 2	4.60

7 1/2-INCH BLADES

Item No.	Catalog Number	Gauge (G), Gauge Taper (GT), Teeth (T)	Max. RPM	Center Hole In.	Shpg. wt. lbs. oz.	Price
(2)	9 GT 32633	15 (G)	5600	3/8-1/2"	... 15	\$4.20
(5)	9 GT 32665	26 (T)	5600	3/8-1/2"	... 15	3.70
(6)	9 GT 32449	200 (T)	5600	3/8-1/2"	... 14	3.90

7 1/4-INCH BLADES

Item No.	Catalog Number	Gauge (G), Gauge Taper (GT), Teeth (T)	Max. RPM	Center Hole In.	Shpg. wt. lbs. oz.	Price
(1)	9 GT 32643	15-18 (GT)	5700	3/8"	... 14	\$6.80
(2)	9 GT 32638	17 (G)	5700	3/8"	... 14	4.10
(3)	9 GT 32623	18 (G)	5700	3/8"	... 14	4.10
(5)	9 GT 32664	26 (T)	5700	3/8"	... 14	3.40
(6)	9 GT 32444	200 (T)	5700	3/8"	... 14	3.80

7-INCH BLADES

Item No.	Catalog Number	Gauge (G), Gauge Taper (GT), Teeth (T)	Max. RPM	Center Hole In.	Shpg. wt. lbs. oz.	Price
(1)	9 GT 32642	15-18 (GT)	6000	3/8"	... 14	\$6.40
(2)	9 GT 32632	17 (G)	6000	3/8"	... 12	3.90
(3)	9 GT 32622	18 (G)	6000	3/8"	... 12	3.90
(4)	9 GT 32534	200 (T)	6000	3/8"	... 15	5.90
(5)	9 GT 32669	26 (T)	6000	3/8"	... 15	3.40
(6)	9 GT 32445	200 (T)	6000	3/8"	... 13	3.70

6 1/2-INCH BLADES

Item No.	Catalog Number	Gauge (G), Gauge Taper (GT), Teeth (T)	Max. RPM	Center Hole In.	Shpg. wt. lbs. oz.	Price
(1)	9 GT 32649	15-18 (GT)	6400	3/8-1/2"	... 11	\$5.40
(2)	9 GT 32639	18 (G)	6400	3/8-1/2"	... 10	3.70
(3)	9 GT 32629	18 (G)	6400	3/8-1/2"	... 11	3.70
(4)	9 GT 32532	150 (T)	6400	3/8-1/2"	... 12	5.90
(5)	9 GT 32663	24 (T)	6400	3/8-1/2"	... 11	2.90
(6)	9 GT 32442	150 (T)	6400	3/8-1/2"	... 10	2.90

*Center hole knockout brushed for arbor sizes listed

**No individual tooth count listed in tables above, teeth in banks.

CRAFTSMAN
ALL-STEEL
KROMEDGE
Free-Smooth Cut Combination
CAT. NO. 9-32847

HOLLOW GRIND
for
Smooth,
True and Accurate Cuts

1

Free-smooth Cut Combination Blade

1 For fine-finish rips, miters, crosscuts in hard woods, plywood, and furniture stock. Deep hollow-ground. Expansion holes and stabilizer slots give free, quiet action. Heavy center for stability and accuracy. Blade runs true and cuts smooth for little sanding before gluing joints.**

CRAFTSMAN
ALL-STEEL
KROMEDGE
Free-Cut Combination
CAT. NO. 9-32837

TAPER-GROUND
for
FAST, FREE, ACCURATE
CUTTING

2

Free-cut Combination Blade

2 For miters and crosscuts in soft or hard woods, also rips in furniture stock. Taper-ground and set for fast, precise and smooth cutting. Heavy center increases stability and accuracy... while minimizing distortion from vibration and wobble.**

CRAFTSMAN
ALL-STEEL
KROMEDGE
Free-Cut Rip
CAT. NO. 9-32625

TAPER-SAW

3

Free-cutting Blade for ripping

3 For rips (with the grain) in all woods. Also excellent for re-sawing. Taper-ground for extra cutting clearance. Extra-deep gullets sweep out all sawdust so each tooth has a free path for cutting. Heavy center minimizes distorting vibration and wobble... increasing stability, accuracy.**

CRAFTSMAN
ALL-STEEL
KROMEDGE
Thin Rim Spline Cut Veneer
CAT. NO. 9-32537

4

Plywood and Veneer Blade

4 For precision cutting of plywood, veneers and other sensitive materials with minimum splintering. Also mitering, extra-fine sawing, cutting of laminates and plastics. Taper-ground rim for smooth cuts. Teeth need no setting. Max. cut of 1 1/4 in.

CRAFTSMAN
ALL-STEEL
KROMEDGE
Chisel Tooth
CAT. NO. 9-32865

5

Chisel-tooth Combination Blade

5 For general purpose sawing, crosscuts, miters, rips in hard or soft woods. Flat-ground.

CRAFTSMAN
ALL-STEEL
KROMEDGE
Die Teeth
CAT. NO. 9-32644

6

Crosscut Plywood Blade

6 For crosscutting Celotex® fiberboard and veneers. Flat-ground. For electric hand, radial and table saws. Use four-inch blade for 5 1/2-inch saw or 1/4-inch electric drill attachments.

COMPANION framing Blades

With 6 1/2-inch diameter. Not Craftsman. For framing cuts on timbers, 2x4's, etc. With 24 teeth. Tempered 17-gauge body. With 3/8-inch center hole. Shpg. wt. each 11 oz.
9 GT 32612—Each \$1.46... 5 for \$6.95... 40 for \$54.80

With 7-inch diameter. As above but with 26 teeth.

Shipping weight each 15 ounces.
9 GT 32512—Each \$1.46... 5 for \$6.95... 40 for \$54.80



Kromedge® Blades armed with tungsten-carbide tips

These blades last far longer, stay much sharper and cut more kinds of material than any other blades we sell. Why? Because every tooth on every blade is tipped with tungsten-carbide, one of the hardest cutting materials ever made by man. Each tip's cobalt bonded and diamond-ground to a keen edge. Kromedge blade bodies made of extra-tough chrome-nickel-molybdenum steel. They're hardened, tempered and precision ground to run true. Then they're chrome-plated to fight rust and guard against gum or pitch build-up. Each blade ends up tough and balanced for smooth cutting, easy feeding and long life.

Sears * Best

Alternately bevel-ground tips on these blades cut almost splinter-free . . . cut even smoother than blade on right. Expansion holes and slots help blade run freely *plus* guard against warping and heat distortion

With four carbide tips per inch of diameter, these blades cut almost splinter-free. Alternate beveling means each tip removes less material per bite than flat-ground tips (blade above, right). The result . . . fine-finish cuts in almost any material. Excellent for crosscuts, miters and bevels in all woods, laminates, plastics, Formica® plastic laminate, Masonite Presdwood®, Transite® and other materials. Also makes excellent rip cuts. *Not for use on metals or masonry.* Use 8-in. size for 9-in. saws.

Catalog Number	Diameter inches	Teeth	Max. RPM	Center Hole in.	Shpg. wt. lbs. oz.	Price
9 GT 3259	8	32	5200	5/8-1/2"	1 13	\$44.90
9 GT 3255	10	40	4200	5/8-3/4"	2 12	\$75.50
9 GT 32555	12	48	3500	5/8-5/8"	3 6	\$88.90

10-inch Blade similar to above but with 48 tips . . . all triple-chip ground for even smoother cutting. Cuts all woods *plus* soft metals like aluminum or brass. *Not for ferrous metal or masonry.* 5/8-5/8-in.* center hole. Use 10-inch or larger saw.
9 GT 3250—Shipping weight 2 pounds 12 ounces . . . \$73.90

DIAMETER
8"
32 TOOTH



Alternately bevel-ground tips

Excellent for General Purpose Sawing of all Woods and Composition Materials

WARNING
DO NOT USE FOR FERROUS METALS

Sears * Best


Identically flat-ground tips on these blades take small, equal bites for a more controlled cut than with non-tipped blades

Blades take small, equal bites because each tip projects only .020/.050 of an inch above the non-cutting edge. Ideally suited for general-purpose woodworking . . . rips, crosscuts, miters and bevels (both regular and finish cuts). Also good for regular cuts in Masonite Presdwood®, Formica® laminate, other laminated plastics, asbestos wallboard, even soft metals like aluminum, brass. *Not for cutting ferrous metals, masonry.*

Catalog Number	Diameter inches	Teeth	Max. RPM	Center Hole in.	Shpg. wt. lbs. oz.	Price
9 GT 32465	6 1/2	8	6400	5/8-1/2"	1 5	\$11.25
9 GT 32461	7	8	6000	5/8-1/2"	1 7	11.25
9 GT 32481	7 1/4	14	6000	5/8-1/2"	1 4	15.75
9 GT 32483	7 1/4	8	5700	5/8-1/2"	1 4	12.75
9 GT 32484	8	12	5200	5/8-1/2"	1 8	18.50
9 GT 32485	9	12	4600	5/8-1/2"	2 5	20.50
9 GT 32486	10	12	4200	5/8	2 10	22.50
9 GT 32469	12	12	3500	5/8-5/8"	3 3	26.50

* Round, center-hole knockout bushed for arbor sizes listed.
** This 7-in. blade excellent for cutting through nails in floorboards.

6 1/2"
8 TOOTH



Identically flat-ground tips

Sears * Best

Alternately bevel-ground tips on blades for portable tools only


Get smooth, fast cuts in any direction . . . rip, crosscut, miter and bevel. Alternate beveling means each tip removes small amounts of material per bite. The result . . . almost splinter-free cuts. Great for contractors who hate maintenance cost and for home craftsmen who need durable blades. Cuts all woods, plywoods, chipboard, Masonite Presdwood®, asbestos wallboard, plastic. *Not for metals or masonry.*

Catalog Number	Diameter inches	Teeth	Max. RPM	Center Hole in.	Shpg. wt. lbs. oz.	Price
9 GT 32487	6 1/2	24	6700	5/8-1/2"	1 2	\$14.75
9 GT 32488	7	24	6000	5/8	1 4	15.75
9 GT 32489	7 1/4	24	5700	5/8	1 6	16.95

6 1/2"
24 TOOTH

Just dial the groove width you want
from 1/4 inch to 1 3/16 inch

CRAFTSMAN® Adjustable Dado \$31.90




Use to plough, dado, lap, groove, joint and rabbet. Precision-cut, adjustable hub lets you dial width without removing dado from saw. Calibrated in 16ths of an inch. Maximum depth of cut 2 inches.

Once dado is set, following cut will not vary. 7-in. tempered, selected tool-steel blade. Eight precision-ground carbide-tipped teeth. Bevel ground on face for free cutting on plywood, cross-cutting on all hard and soft woods. Cuts safely and cleanly on Formica® laminated plastic, other laminates and sensitive materials. 3/4-inch arbor with 5/8-inch bushing for use on 9, 10, 12 and 14-inch radial or table saws. (Use proper dado insert or guard... see page 78.) Not for use with 7 1/2-in. table saw, former 8-in. radial saw 9-2922 or any radial saw with universal motor.

9 GT 3267—Wt. 2 lbs. 12 oz. \$31.90



1



2

CRAFTSMAN® Dado Sets with Kromedge® Blades

Kromedge blades of super-tough steel stay sharp many times longer than ordinary blades. Rust-resistant for long life; precision-ground for accuracy. Heat-treated and tempered. Teeth expertly precision-sharpened. Matched chippers give you years of smooth cutting. Blade and chippers ground together for perfect match... provides smooth, precise cuts.

1 Professional-quality satin-cut Dado Sets for radial and table saws. Our best... even cut fine veneers and other sensitive materials with little or no splintering... give straight even sides. Recommended for plywood, also. Outside cutters taper-ground for proper clearance and accurate tooth alignment. Two 1/8-inch outside cutters, four 1/8-inch chippers, one 1/16-inch chipper. Dadoes to 1 1/4 inches deep. Maximum width of cut is 1 3/16 inch. Fits 5/8-inch round arbor on radial or table saws.
9 GT 3257—7-inch Set. Shpg. wt. 4 lbs. 12 oz. \$33.90
9 GT 3253—8-inch Set. Shpg. wt. 5 lbs. 8 oz. \$36.90

2 8-inch flat ground Set. For extra-tough jobs on table, radial or swing saws. Use for dadoing, grooving, rabbeting. One 1/16-in. and four 1/8-in. chippers, two outside cutters 1/8 in. thick. Fits 5/8-inch round arbor. Includes four 1/16-in. paper washers for precise width adjustments. 1 3/16-in. maximum width of cut.
9 GT 32475—Shipping weight 5 pounds 8 ounces. \$33.95

6-inch Set for radial and table saws (not shown). Four inside chippers 1/8 in. thick, one 1/16 in. thick. Two 1/8-in. thick outside cutters, four paper washers. Maximum width of cut is 1 3/16 inch. Order dado inserts separately from page 78.
9 GT 3248—Fits 1/2-in. round arbor. Wt. 3 lbs. 2 oz. \$19.50
9 GT 3249—Fits 5/8-in. round arbor. Wt. 3 lbs. 4 oz. \$19.50



CRAFTSMAN® Dado Set for electric hand saws \$9.75

3 3/8-inch Set. For all of our circular saws except 9 GT 1187C, 9 GT 1188C. Kromedge blades. Two 1/8-in. chippers, one 1/16-in. chipper. Two 1/8-in. outside cutters. Width of cut 1/8 to 3/16 in. Max. depth of cut 1/16 in. Mounting hardware. Shpg. wt. 1 lb. 8 oz.
9 GT 3268 \$9.75

CRAFTSMAN® Molding Heads with Kromedge Bits

They let you make up to 20 decorative cuts with your radial-arm or table saw... or combine different bit sets to create even more designs



21-piece Set lets you cut 6 patterns (A thru F) 4 1/4-inch cutting diameter

\$24.50

27-piece Set lets you cut 8 patterns (A thru H) 7-inch cutting diameter

\$33.90

4 1/4-inch cutting diam. For 8, 9 and 10-in. non-motorized table saws. **21-piece Set.** With triple-cutter head. Copy designs or make your own. Includes 18 bits (six 3-piece sets). Also wrench, spacer-washer, bushings, instr., plastic case. (Fits 1/2, 5/8 or 3/4-in. round arbors.) Not for use on 7 1/2-in. table saw or former 8-in. radial saw 9-2922.
9 GT 3221—Shipping weight 2 pounds 4 ounces... \$24.50

7-inch cutting diameter. For current 9, 10 and 12-inch radial and table saws. **27-piece Set.** With triple-cutter head. Includes 24 bits (eight 3-pc. sets). Also includes wrench, spacer-washer, bushing and plastic case. (Fits 5/8 and 3/4-inch round arbors.)
9 GT 3217—Shipping weight 4 lbs. 3 oz. \$33.90

Cutter Head only. As above, but without bits (bits below).
9 GT 3214—Shipping weight 2 pounds 10 ounces \$9.75

Note: Be on the safe side... wear protective goggles or shields. See page 116 for a complete selection.

Kromedge Cutter-bit Sets. Tool steel. 3 in each set.

Illus.	Catalog Number	Type of Cut (All bits 1 inch wide)	Wt. oz.	Set
(A)	9GT2353	Cabinet Door Lip	4	\$3.40
(B)	9GT2355	Base Molding	4	3.40
(C)	9GT3201	Glue Joint	5	3.40
(D)	9GT3252	3 bead (1 1/4 inch each)	5	3.40
(E)	9GT3212	1/2-inch Cove and Bead	5	3.40
(F)	9GT3202	1-inch Planer and Joiner	5	3.40
(G)	9GT3211	Window Sash	5	3.40
(H)	9GT3204	90° Flute	4	3.40
(I)	9GT3251	1/2-inch and 1/4-inch Quarter Round	5	3.40
(J)	9GT3206	1-inch Flute (1/2-inch radius)	5	3.40
(K)	9GT3207	1/2-inch Quarter Round	5	3.40
(L)	9GT3208	1/2-inch Cove (Drop Leaf)	5	3.40
(M)	9GT3208	3/16-in. 1/2-in. Quarter Round; 1/4-in. Bead	4	3.40
(N)	9GT3254	Clover Leaf and Screen Mold	4	3.40
(P)	9GT3202	"Ogee" Window and Door Stop	4	3.40
(R)	9GT3203	1/2-inch Flute and 1/2-inch Cove	4	3.40
(S)	9GT3209	5/8-inch Cove	4	3.40
(T)	9GT3210	Panel Cupboard Door	5	3.40
(V)	9GT3213	Cupboard Door Rail End	5	3.40
(W)	9GT2303	Tongue-Groove. Has 6 bits	7	6.90

Single Cutter Head... 21-piece Set lets you cut all the patterns shown except (G) and (V)... 18 patterns in all

\$31.95

5 1/2-inch cutting diameter. For table or radial saws up to 10-inch (except former 8-in. radial 9-2922). Fits other saws with 1/2 or 5/8-inch round arbors. 18 single Kromedge bits let you make 18 different kinds of trim, molding and joints. Bits can't turn in cutter head... you get precision alignment at all times.

Set includes cutter head, 18 bits, wrench, spacer-washer, bushing, operating instructions. With sturdy plastic storage case.
9 GT 3215—Shpg. wt. 3 lbs. Set \$31.95



Compact Bench Tools

Your
choice

\$54.99
each

When used with motor sold separately below, you get big performance to handle most every woodworking job. Yet, these tools are small enough to fit in a workroom corner. If you have space for a 2x4-foot workbench, you have enough space to accommodate any one of these Compact Bench Tools.

Sears Has a Credit Plan to Suit Most Every Need


See Big Book or ask for details

8-inch Table Saw . . . rip, miter, dado, cut wood up to 2 1/4 in. thick

1 Saw alone. Blade turns on sealed ball bearings . . . cuts bevel angles up to 45°. Tilt scale gives you accurate settings. 10 1/2 x 13-in. cast-iron table lets you add two extensions (sold below). Right and left-hand miter slots with removable insert. Distance in front of blade at 1-in. cutting depth is 5 1/2 in. Kromedge blade with 5/8-in. hole. With blade guard, rip fence, miter gauge. Includes machine and motor pulleys, v-belt.
9 GT 2412C—Shipping weight 26 lbs. \$54.99

2 6-in. extensions for above. Pkg. of 2.
9 GT 24237—Shpg. wt. 2 lbs. 9 oz. \$9.99

3 Steel Stand for above. Top 21 1/2 x 16 1/16 in. Adjusts from 28 to 34 in. high. Unassembled.
9 GT 22219C—Shipping weight 23 lbs. \$18.90



12-inch Lathe . . . turn lamp bases, table legs, bowls, even drum sand and polish

4 Lathe alone. 3-speeds. Big 12-in. swing over bed handles pieces up to 36 in. long. Spindle turns on sealed ball bearings. Double-tube bed holds tool rest firmly in place for accurate work. Ball-thrust cup center and positive drive center help hold workpiece steady. Positive cam locks on tailstock and toolrest assemblies. Spin-quick tailstock ram adjustment and lock. Machine-milled v-way in headstock and tailstock. 49 1/2-in. long. With pulleys and v-belt.
9 GT 2387L—Shipping weight 28 pounds \$54.99

5 Workbench for Lathe above. Tough 2x4-ft. hard-board top with flakeboard core. Stands 32 1/2 in. high. Mount motor on top. Unassembled. See "N" suffix, p. 96.
9 GT 10278N—Shipping weight 67 pounds \$36.95


6 Belt-Disc Sander alone. Versatile enough to sand soft metals, plastics and composition materials. Handles large, flat surfaces, end-grain sanding, even inside or outside curves. Machine-ground cast-iron table adjusts from horizontal to vertical. Disc table tilts to 45° for bevel sanding. With 6-inch sanding disc and 4x36-inch sanding belt. Uses 1/4-in. shaft accessories. Also includes machine and motor pulleys plus v-belt and motor mount.
9 GT 2264C—Shipping weight 17 pounds \$54.99

7 Steel Stand for Sander above. Top 21 1/2 x 16 1/16 in. Adjusts from 28 to 34 in. high. Unassembled.
9 GT 22219C—Shipping weight 23 pounds \$18.90

Swivel motor mount for (7). Maintains belt tension.
9 GT 2730—Steel. Shipping weight 1 lb. 9 oz. \$2.90


8 Jointer-Planer alone. Three hardened steel knives plane boards up to 4 in. wide in one pass. Spindle turns on sealed ball bearings. Cast-iron table with adjustable depth control . . . measures 21 3/8 x 4 1/4 in. wide Fence tilts 45° for bevels. Spring-return cutter guard. Recommended cutter speed 3800 rpm. Overall length 24 inches. With machine and motor pulleys, motor mount.
9 GT 2187C—Shpg. wt. 19 lbs. \$54.99

9 Steel Stand for Jointer-Planer above. Top 21 1/2 x 16 1/16 in. Adjust height from 28 to 34 in. Unassembled.
9 GT 22219C—Shipping weight 23 pounds \$18.90



Belt-Disc Sander . . . rough sand to shape, fine sand to finish all types of wood

4 1/8-in. Jointer-Planer . . . plane, taper, tenon, even make secure wood joints



This high-torque, 1725-rpm Motor fits all Compact Bench Tools on this page



10 NEMA rated 1/2-HP. Rigid base with 3x4 7/8-inch mounting. Reversible rotation. Sleeve bearings. 4-ft., 3-wire cord. 110-120-v., 60 Hz. AC. See complete description on page 85.
9 GT 1253C—Shipping weight 18 pounds \$38.90

Powerful CRAFTSMAN® heavy-duty Motors from 1/2 to 5 HP for running big farm and industrial equipment



Compact open-frame motors . . . lightweight for portability

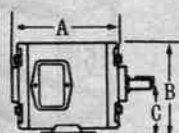
1-HP \$79.90

Capacitor-start motors with plenty of power for compressors, sprayers, augers or tools that need high starting torque. Permanently lubricated ball bearings for long service. Electrically reversible. Guaranteed above. Mount

in any position. Fan cooled. All with induction run (except 5-HP motor with capacitor run). Rugged steel housing. All with 1/2-inch single-end shaft except 5 HP motor (9 GT 1244N) with 1 1/2-inch shaft. Run on 110-120-volt, 60-Hz. AC (5-HP motor 230-volt only). Rigid base mount. No switch or cord.


Catalog No.	HP	RPM	Frame	Base mount	Watts	Overload protector	Shpg. wt.	Price
9 GT 1240C	1	1725	143T	4 x 5 1/2 in.	1190	Manual reset	32 lbs.	\$79.90
9 GT 1241C	1 1/2	1725	145T	5 x 5 1/2 in.	1600	Manual reset	37 lbs.	92.95
9 GT 1242L	2	1725	145T	5 x 5 1/2 in.	2200	None*	37 lbs.	103.50
9 GT 1243C	2	3450	145T	5 x 5 1/2 in.	2400	None*	37 lbs.	97.95
9 GT 1244N	5	1725	184T	5 1/2 x 7 1/2 in.	5500	Manual reset	91 lbs.	229.95

*Customer should provide in-line protection



Make sure the motor will fit
"A"—length of housing (excluding shaft).
"B"—distance from bottom of base plate to top of housing. "C"—bottom of base plate to center of shaft. "D"—maximum width of housing.

All dimensions given in inches.



Catalog No.	A	B	C	D	Catalog No.	A	B	C	D
9 GT 1240C	9 1/2	8 1/4	3 1/2	6 1/2	9 GT 1224C	9 1/2	8 1/4	3 1/2	8 3/4
9 GT 1241C	10 1/2	8 1/4	3 1/2	6 1/2	9 GT 1228C	9 1/2	9 1/8	3 1/2	9 1/4
9 GT 1242L	11 1/2	8 1/4	3 1/2	6 1/2	9 GT 1229C	10 1/2	9 1/8	3 1/2	9 1/4
9 GT 1243C	10 1/2	8 1/4	3 1/2	6 1/2	9 GT 1230L	11 1/2	9 1/8	3 1/2	9 1/4
9 GT 1244N	14 1/2	8 1/4	4 1/2	13 1/2	9 GT 1231C	9 1/2	9 1/8	3 1/2	9 1/4
9 GT 1223C	8 1/2	8 1/4	3 1/2	8 3/4	9 GT 1232N	15 1/2	8 1/4	4 1/2	13 1/2

MOTOR GUARANTEE

During the first year, we will replace CRAFTSMAN Motors, free of charge, if defective in materials or workmanship. This guarantee service is available simply by returning the motor to any Sears Store throughout the United States.



1/2-HP \$64.50

1-HP \$89.90

Compact Motors . . . totally enclosed against dust and dirt

(1 and 2) Capacitor-start motors for equipment needing high starting torque. Enclosed for applications where dust, dirt or splashing water could damage parts. Permanently lubricated ball bearings for long life. Electrically reversible. Mount in any position. Fan cooled. All with induction run (except 5-HP motor with capacitor run).

Single-end shaft. All but 2-HP models with overload protector. Provide in-line protection for 2-HP motors. Run on 110-120 or 230-volt 60-Hz. AC (5-HP motor on 230-volt only). Without switch or cord. Note: not spark-proof . . . don't use where possible sparks could ignite grain dust, gas, etc.

1 With steel housing and frame. 1/2-inch shaft.

Cat. No.	HP	RPM	Frame	Base mount	Watts	Shpg. wt.	Price
9 GT 1223C	1/2	1725	56	3 x 4 1/2 in.	650	26 lbs.	\$64.50
9 GT 1224C	3/4	1725	56	3 x 4 1/2 in.	850	32 lbs.	66.95

2 With aluminum housing. Specially designed frame equipped with fins that dissipate heat for cool operation. All with 1/2-inch shaft except 1-HP (1 1/2 in.) and 5-HP (1 1/2 in.).

Catalog No.	HP	RPM	Frame	Base mount	Watts	Shpg. wt.	Price
9 GT 1228C	1	1725	56	3 x 4 1/2 in.	1725	35 lbs.	\$89.90
9 GT 1229C	1 1/2	1725	143T	4 x 5 1/2 in.	1725	40 lbs.	114.95
9 GT 1230L	2	1725	145T	5 x 5 1/2 in.	1725	46 lbs.	132.90
9 GT 1231C	2	3450	145T	5 x 5 1/2 in.	2200	37 lbs.	126.95
9 GT 1232N	5	1700	184T	5 1/2 x 7 1/2 in.	5000	91 lbs.	239.95

CRAFTSMAN® V-Belts Low as \$1.29

Balanced to run true. Tough, yet elastic enough to handle heavy shock loads. High twist cover fabric is neoprene impregnated. Length-coding assures you of matching for multiple drives.


Catalog Number	Length inches	Mfr's Number	Wt. oz.	Each	Catalog Number	Length inches	Mfr's Number	Wt. oz.	Each
9 GT 1529	29	3L290	4	\$1.29	9 GT 1537	37	3L370	4	\$1.29
9 GT 1617	17	4L170	4	1.29	9 GT 1640	40	4L400	6	1.49
9 GT 1618	18	4L180	4	1.29	9 GT 1641	41	4L410	6	1.59
9 GT 1619	19	4L190	4	1.29	9 GT 1642	42	4L420	6	1.59
9 GT 1620	20	4L200	4	1.29	9 GT 1643	43	4L430	6	1.59
9 GT 1621	21	4L210	4	1.29	9 GT 1644	44	4L440	6	1.59
9 GT 1622	22	4L220	4	1.29	9 GT 1645	45	4L450	6	1.59
9 GT 1623	23	4L230	4	1.29	9 GT 1646	46	4L460	7	1.59
9 GT 1624	24	4L240	4	1.29	9 GT 1647	47	4L470	7	1.59
9 GT 1625	25	4L250	4	1.29	9 GT 1648	48	4L480	7	1.59
9 GT 1626	26	4L260	5	1.29	9 GT 1649	49	4L490	7	1.59
9 GT 1627	27	4L270	5	1.29	9 GT 1650	50	4L500	7	1.59
9 GT 1628	28	4L280	5	1.29	9 GT 1652	52	4L520	7	1.79
9 GT 1629	29	4L290	5	1.29	9 GT 1653	53	4L530	7	1.79
9 GT 1630	30	4L300	5	1.29	9 GT 1654	54	4L540	7	1.79
9 GT 1631	31	4L310	5	1.49	9 GT 1656	56	4L560	7	1.89
9 GT 1632	32	4L320	5	1.49	9 GT 1658	58	4L580	7	1.89
9 GT 1633	33	4L330	5	1.49	9 GT 1660	60	4L600	8	1.89
9 GT 1634	34	4L340	5	1.49	9 GT 1662	62	4L620	8	1.89
9 GT 1635	35	4L350	5	1.49	9 GT 1664	64	4L640	8	1.89
9 GT 1636	36	4L360	5	1.49	9 GT 1666	66	4L660	8	1.89
9 GT 1637	37	4L370	5	1.49	9 GT 1668	68	4L680	8	1.89
9 GT 1638	38	4L380	6	1.49	9 GT 1670	70	4L700	8	1.99
9 GT 1639	39	4L390	6	1.49	9 GT 1672	72	4L720	9	1.99

9 GT 1745—7/8x45-in. for our drill presses only. Shpg. wt. 3 oz. . . . \$4.90

How to measure Belts

"A" Width: measure across the broader (outside) surface of belt being replaced (see "A" at left).

"B" Length: measure around outside edge of both pulleys, not in groove. Check manufacturer's number on old belt.




Line Shaft and Accessories

(3 thru 8) Mount line shaft, couplings and collar on bench or as over-head drive. Use with 1/2-HP or larger motor. Line Shaft—use 1/2-inch for light tools; 3/4 or 1-inch for heavier machines and larger motors. Rigid Coupling—use to connect shaft to couplings. Flexible Coupling—use to connect motor to line shaft. Line Shaft Collar—helps prevent endwise drift. Has 3/4-inch bore with bushings for 1/2 and 3/4-inch shafts. Pillow Block—supports shaft . . . permanently lubricated bronze bearings.

Key	Catalog Number	Size	Accessory	Shipping weight	Each
(3)	9 GT 28394	1/2, 3/4 in.	Rigid Coupling	8 oz.	\$2.99
(4)	9 GT 2834C	1/2 x 24 in.	Steel Line Shaft	1 lb. 15 oz.	1.89
	9 GT 2834C	1/2 x 48 in.	Steel Line Shaft	3 lbs.	2.99
	9 GT 2830C	3/4 x 48 in.	Steel Line Shaft	5 lbs.	3.99
(5)	9 GT 27501	1/2 in.	Pillow Block	11 oz.	2.90
	9 GT 27502	3/4 in.	Pillow Block	11 oz.	2.90
	9 GT 27503	1 in.	Pillow Block	11 oz.	2.90
(6)	9 GT 28255	1/2, 3/4, 1 in.	Line Shaft Collar	6 oz.	99c
(7)	9 GT 28404	1/2, 3/4 in.	Flexible Coupling	13 oz.	3.49
(8)	9 GT 2820	1/4 in.	Cup Oiler	2 oz.	29c

Note: NEMA frame sizes are given for all motors. The National Electrical Manufacturers Association (NEMA) is an organization that sets strict standards for motors, one of which governs motor dimensions. The advantage to you is that any motor of a certain NEMA frame size is interchangeable with another of the same frame size. Important dimensions like base mount and shaft height will be the same.



CRAFTSMAN® Medium-duty Motors up to 1½-HP.. mount at any angle

Fan and Blower Motors

1 Split-phase, ½-HP* Motors. Replaces ½, ⅓, ¼ and ⅛-HP furnace-blower and fan motors. Automatic reset overload protector. Sleeve bearings. Reversible. Single-end, ½-inch shaft with ¾-inch flat and ⅝-inch adapter sleeve. Resilient base—27/16x4¼ in. (48-frame) or 3x4⅞ in. (56 frame). Through bolts for direct-drive fans. 110-120-v., 60-Hz. AC. See guarantee, page 84.

Catalog No.	Speeds (rpm)	Mounting (in.)	Shpg. wt.	Watts	Price
9 GT 1980C	1725	27/16x4¼	17 lbs.	450	\$38.90
9 GT 1983C	1725	3x4⅞	20 lbs.	450	38.90
9 GT 1971C	1140, 1725	3x4⅞	22 lbs.	400-540	49.90

2 Capacitor-start, ½ and ¾-HP* Motors for hard-starting, belt-driven blowers on furnaces with central air conditioning. Automatic overload protector.

Sleeve bearings. Reversible. One speed, 1725 rpm. Single-end, ½-inch shaft with ¾-inch square keyway. Resilient base—3x4⅞-inch (56 frame). 110-120 or 208-230-v., 60-Hz. AC. Guaranteed one year... see page 84.

9 GT 1972C—½-HP. 650 watts. Shpg. wt. 22 lbs. \$62.90

9 GT 1975C—¾-HP. 925 watts. Shpg. wt. 28 lbs. 77.90

3 Adjustable Pulley. Cast iron. With 3.15-inch outside diameter. ½-inch bore. Use 3L or 4L belts. 1.7 to 2.5 or 1.9 to 2.9-inch pitch.

9 GT 28072—Shipping weight 1 lb. 4 oz. \$3.39



4 Floating Motor Rail for motors to 1 HP. Provides proper belt tension. Between centers—2⅞ to 5 inches. Complete with fasteners and 2 clips.

9 GT 2265—Shipping weight 15 oz. Set \$2.29

9 GT 2268—Pkg. of 2 extra clips. Wt. 6 oz. Pkg. 75c

5 On-off Rocker Switch. For tools not fitted with switch. For motors up to 1 HP (universal motors to 1½ HP). Two 3-prong receptacles... one controlled, one always on. With 8-ft., 3-wire cord. 110-120-v. AC. 15 amps.

9 GT 12085—Shipping weight 1 lb. 8 oz. \$8.49

6 Motor Mount. Swivel type; fits all size motors. Fastens to motor base, helps maintain proper V-belt tension. Mounts on top rail of bench or on cross slide, beneath top rail. Steel; punched for bolts. Bolts not included.

9 GT 2730—Shipping weight 1 lb. 9 oz. \$2.90

Capacitor-start Motors for hard-starting tools

7 Rugged continuous-duty motors for band saws, drill presses, metal lathes. 1725-rpm. Electrically reversible. The ball-bearing-type motors also good for pumps and compressors. Include manual reset overload protector (except 9 GT 1255C and 9 GT 1256C... customer should provide in-line protection for these two). Rigid base with 3x4⅞-inch mounting (NEMA 56-frame). Include 4-foot, 3-wire cord. Operate on 110-120 or 230-volt, 60-Hertz AC. (except 9 GT 1255C runs on 110-120-v. only). Guaranteed for 1 year... see page 84.

Catalog Number	HP	Bearings	Shaft end diameter	Shipping weight	Watts	Price
9 GT 1250C	½	Sleeve	Single ½ inch*	20 lbs.	490	\$44.90
9 GT 1255C	½	Sleeve	Double ½" - ⅝" in.†	21 lbs.	660	48.90
9 GT 1254C	½	Ball	Double ½" - ⅝" in.†	21 lbs.	650	56.90
9 GT 1256C	¾	Sleeve	Single ⅝ inch†	24 lbs.	960	64.90
9 GT 1215C	1	Ball	Single ⅝ inch†	38 lbs.	1200	83.95

8 For high-speed tools like bench saws, jointer-planers, shapers. 3450-rpm. Reversible rotation. Quick-connect terminals. Rigid base with 3x4⅞-inch mounting (56-frame). Double-end shaft: ⅝-in. diameter with ⅞-in. square keyway; and ½-in. diameter with ⅞-in. deep flat. Include four-ft., 3-wire cord. Run on 60-Hertz AC (see voltage in chart). The sleeve-bearing motors have no overload protectors... customer should provide in-line protection. Guaranteed for one year... see page 84.

Catalog Number	HP	Volts	Shpg. wt.	Watts	Price
With ball bearings. Manual-reset overload protector.					
9 GT 1218C	½	110-120 or 230	17 lbs.	720	\$47.90
9 GT 1219C	¾	110-120 or 230	19 lbs.	1000	58.90
9 GT 1220C	1	110-120 or 230	23 lbs.	1250	67.90
9 GT 1221C	1½	110-120 or 230	21 lbs.	1800	88.90
With sleeve bearings. No overload protector.					
9 GT 1216C	½	110-120	17 lbs.	720	43.90
9 GT 1226C	¾	110-120	19 lbs.	1000	48.90
9 GT 1217C	1	110-120	21 lbs.	1250	57.90

Split-phase Motors for tools that start easily

9 Great for grinders, sanders, gem makers and small band saws. Reversible rotation. Rigid base with 3x4⅞-inch mounting (56-frame). Sleeve bearings. Include four-foot, 3-wire cord. 110-120-v., 60-Hz. AC. No overload protector... provide in-line protection. Guaranteed 1 year... see page 84.

Catalog Number	HP	Shaft end diameter	Wt.	Watts	Price
9 GT 1251C	½	Single ½ inch ■	16 lbs.	420	\$27.90
9 GT 1252C	½	Single ½ inch ■	16 lbs.	480	33.90
9 GT 1253C	½	Double ½ inch ■ - ⅝ inch†	18 lbs.	670	38.90

■ With ⅝-inch adapter sleeve and ⅝-inch flat on shaft.
† With ⅝-inch square keyway.



7 ½-HP, ball bearings \$56⁹⁰



8 ½-HP, ball bearings \$47⁹⁰



9 ½-HP, sleeve bearings \$38⁹⁰

CRAFTSMAN® Precision-machined V-pulleys

(10 thru 12) Scientifically designed to give you top working performance. Grooves machined to maximum accuracy... helps eliminate belt slipping, power loss. All bores reamed to exact size.

To determine motor pulley diameter—multiply the diameter of the machine pulley by the machine rpm wanted. Divide this figure by the motor rpm. Answer will be motor pulley diameter needed.

To determine machine pulley diameter—multiply the motor pulley diameter by the motor's rpm rate. Divide this figure by the machine rpm you want.

10 Die-cast Single-groove V-pulleys. Zinc alloy, aluminum finish. Socket-head setscrew. Fit ¾ (3L) or ½-in. (4L) V-belts, except 9 GT 2800 which is for ¾-in. (3L) belt only. ⅝, ¾-in. bores have standard keyway.

Catalog Number	Outside diameter	Bore size	Shpg. wt.	Each
9 GT 2800	1½ in.	½ in.	4	89c
9 GT 28011	2 in.	½ in.	6	99c
9 GT 28012	2 in.	¾ in.	6	99c
9 GT 28021	2½ in.	½ in.	7	\$1.29
9 GT 28022	2½ in.	¾ in.	7	1.29
9 GT 28031	3 in.	½ in.	9	1.59
9 GT 28032	3 in.	¾ in.	9	1.59
9 GT 28041	4 in.	½ in.	11	1.89
9 GT 28042	4 in.	¾ in.	12	1.89
9 GT 28051	4½ in.	½ in.	13	2.29
9 GT 28052	4½ in.	¾ in.	14	2.29
9 GT 28061	4½ in.	1	2.99	
9 GT 28062	4½ in.	1	2.99	

▲ These pulleys are spoke type.



11 Die-cast Cone V-pulleys. Precision-crafted of zinc alloy with aluminum finish. With 3 or 4-step design. Socket-head setscrew. Fit ¾ and ½-inch V-belts. Pulleys with ⅝-inch bores have standard keyway.

Catalog Number	Bore size	Step diameter in.	Shpg. wt.	Each
9 GT 27881	½ in.	3⅜, 3½, 2	1	\$2.99
9 GT 27882	¾ in.	3⅜, 3½, 2	1	2.99
9 GT 27921	½ in.	4, 3⅜, 2½, 2	1	7.99
9 GT 27922	¾ in.	4, 3⅜, 2½, 2	1	8.99
9 GT 27931	½ in.	5, 4, 3, 2	1	10.99
9 GT 27932	¾ in.	5, 4, 3, 2	1	12.99

12 Hubless Single-groove V-pulleys. Zinc alloy, aluminum finish. Use side by side for multiple drives. Socket-head setscrew. Fit ¾-inch (3L) or ½-inch (4L) V-belts. 2½, 3-inch diameter pulleys in ⅝-inch bores have standard keyways.

Catalog Number	Outside diameter	Bore size	Shipping weight	Each
9 GT 29011	2 in.	½ in.	5 oz.	99c
9 GT 29012	2 in.	¾ in.	5 oz.	99c
9 GT 29021	2½ in.	½ in.	6 oz.	\$1.29
9 GT 29022	2½ in.	¾ in.	6 oz.	1.29
9 GT 29031	3 in.	½ in.	7 oz.	1.59
9 GT 29032	3 in.	¾ in.	8 oz.	1.59

*HP rated according to NEMA industry performance standard

CRAFTSMAN® Variable-speed Motor with constant torque at any speed

\$194⁹⁰

Just turn dial to change speeds... torque stays constant

Can't overheat—constant speed of separate blower motor keeps drive motor cool through total rpm range



Variable speeds, constant torque and reversibility features make this ½-HP*, induction-type motor well-suited for conveyors, machine tools, belt driven fans and blowers. Also for agitators, mixers, piston or gear pumps, and process machinery. It is not designed for operations such as dumbwaiters and downhill conveyors, or where motor is expected to provide downhill braking.

Solid state circuitry gives infinite speed adjustments over a torque range of 300 to 1600 rpm by varying voltage to drive motor... so most speed adjustments require no pulley changes. Draw from AC power without converting to DC. Ball-bearing motor is protected against overloads.

Forward-on-reverse knob, speed control, and reset for thermal protection are located on control panel. All angle mounting. Drip-proof enclosure for horizontal mounting.

NEMA 56, 143, and 145 foot mounting holes with ⅝-in. diam. by 1⅞-in. long shaft. ⅞x⅞x⅞ in. key. Machine dimensions are 9⅞x7⅞x15⅞ in. Rigid base with 6⅞x3, 4, or 5 in. mounting capabilities. 8-ft., 3 wire cord. Gray finish. 110-120-v. 670 watts.

9 GT 1260C—Shipping weight 37 pounds \$194.90

These HOME-N-SHOP® Vacs gobble up



Clean car trunk and floor

Whisk away wood chips in the shop

Compact Wet/Dry Vac holds a bushel of solids or 4 gallons of liquid

- Use inside or outside
- Unit follows you on swiveling casters
- Uses 1 1/4-inch accessories (adapter included) or 2 1/2-inch accessories sold on facing page

Vac with hose, utility nozzle, casters

\$55⁰⁰

Powerful 1 1/4-HP peak output motor delivers full-strength suction, even when the tank is nearly full. Fast-action latches make emptying of tank easy... just lift off cover and pour out contents. Tank portion alone weighs less than 7 pounds... easy to maneuver. Rugged high-impact polyurethane tank... permanently rustproof. Two-tone muted green color can't scratch off... it's molded in.

Snap-on roller assembly with 3 ball-bearing casters lets you wheel vac around easily. A 16-foot, 3-wire cord and 6-foot flexible hose let you move as far as 22 feet from power outlet, without using an extension cord. When you're finished with vac, it stores easily in a closet... stands only 25 inches high, 21 inches in diameter.

Unit converts easily to blower action for air drying damp items... just place hose in blower vent. Slide-action, on-off switch. Completely covered motor to muffle sound, seal out dust and moisture. Wrap-around cord-storage arm lets you uncoil only as much cord as you need... helps prevent annoying tangles. Automatic, float-type shut-off stops suction when liquid capacity is reached. Water can't get near the motor. Vac includes general purpose nozzle, 1 1/4-inch diameter hose. Uses 110-120-volt, 60 Hertz AC, 800 watts (regular household current). UL listed. See guarantee on facing page.

9 GT 17855C—Shpg. wt. 26 lbs.\$55.00

Vac above, plus wet nozzle (9), handle (5) below. Separate prices total \$63.68.

9 GT 17857C3—Shpg. wt. 29 lbs.\$57.00

Vac and accessories at left plus extension handle (5) and wet nozzle (9) below

\$57⁰⁰



Vac includes washable cartridge filter... just remove, rinse and replace. No filters to buy, no need to vacuum at reduced efficiency with a clogged filter


Dry Pick-up Vac holds one full bushel of solids



Dry-pickup cartridge filter

1 CRAFTSMAN® HOME-N-SHOP® Vac for dry pick-up only. Gold-color polypropylene tank, 8-gal. overall size (not capacity.) Hinged lift-off steel lid with plastic cover, handle. Includes 3 snap-in casters; 2 1/2 to 1 1/4-in. adapter; 1 1/4-in. diameter nozzle; 6-ft. hose; 8-ft. 3-wire cord. Bag-type filter (cartridge type sold below.) 14 1/2 in. high, 15-in. diam. 110-120v., 60 Hz. AC. 570 watts. *Guarantee on facing page.*
9 GT 1784C—UL listed. Shpg. wt. 19 lbs.\$34.00

2 Dry Cartridge Filter. Washable. For (1), former 9-1690, 9-1780, 9-1781.
9 GT 17807—Shpg. wt. 1 lb. 8 oz.\$4.99



1 1/4-inch Vac Accessories

3 Utility Nozzle. 10 inches wide. Plastic.
9 GT 17867—Shpg. wt. 7 oz.\$1.95

4 Crevice tool. Plastic, 9 inches long.
9 GT 17863—Shpg. wt. 5 oz.\$1.89

5 Extension Handle. Two-piece plastic tube, 38 inches long.
9 GT 17861—Shpg. wt. 1 lb. 1 oz.\$3.79

6 Brush. Soft bristles won't scratch wood-work. Plastic body, 2-inch diameter.
9 GT 17862—Shpg. wt. 6 oz.\$1.79

7 Flexible Hose. Six feet long. Plastic... wire-reinforced for strength.
9 GT 17866—Shpg. wt. 1 lb. 12 oz.\$4.89

8 Auto Attachment. Shaped for cleaning trunks, floors of cars. Plastic.
9 GT 17868—Shpg. wt. 5 oz.\$1.95

9 Wet Nozzle. Plastic nozzle with rubber squeegee. 14 inches wide.
9 GT 17865—Shpg. wt. 1 lb. 2 oz.\$4.89

10 Dry Nozzle. Plastic, 14 inches wide. With brush and end rollers.
9 GT 17864—Shpg. wt. 1 lb. 1 oz.\$4.89

Save \$3.55 on Attachment Kit. Separate prices total \$17.05. Includes crevice tool (4), extension handle (5), brush (6), nozzles (9) and (10).
9 GT 17869—Shpg. wt. 3 lbs. 5 oz. Kit \$13.50

liquids and solids



Reach trapped dirt under appliances



Remove standing water from clogged drains

27-gallon Wet/Dry Vac holds 3 bushels of solids or 18 gallons of liquids

Vac with hose, dolly, triangular nozzle, filter bags

\$78⁰⁰

1 Mounds of sawdust or bent nails on the floor from your latest project? This hungry vac with powerful 1 1/4-HP (peak output) motor will handle them. How about those rain puddles on the garage or patio floor, or the bits of wire or metal filings from some workshop chore? This vac handles them all with ease.

Direct-line air flow means liquids and debris bypass the motor—so you get full-strength pickup, even if the tank's almost full. Vac delivers two-stage suction or blower action. Use it to blow dust and dirt from hard-to-reach cracks and crevices.

Air flow shuts off when liquid capacity is reached; drain plug simplifies emptying. Beige Permanex® polyethylene tank won't chip, peel, crack or rust—resists damage from acid, solvents, oil. Gray-enameled steel cover lifts off. With flexible 6-ft., 2 1/2-in. diameter hose; dolly with casters—snaps on and off (requires assembly); triangular nozzle; filter bags (can be converted to washable filter system . . . order filter (10) below). Eight-foot, 3-wire cord. 22 3/4-in. diam., 31 1/2 in. high with dolly. Uses 2 1/2-in. accessories; accepts 1 1/4 in. accessories with adapter (5) sold separately below. 110-120-v., 60 Hz. AC. UL listed. 800-w. See guarantee above right. See "N" suffix, page 96.

9 GT 17821N—Shipping weight 35 lbs. \$78.00

45-gal. Vac holds 5 bushels of solids, 33 gal. of liquid

2 Industrial-size big brother of the Vac above. Handles even the toughest, biggest jobs. Cleans almost any mess you might leave on garage or workshop floors . . . sawdust, filings, metal chips. Great for patios, too . . . picks up garden soil, spilled charcoal bits. Same features as above Vac, but with two 1 1/4-HP (peak output) motors 26 1/4 in. diam., 40 1/2 in. high on dolly. See guarantee above right. See "N" suffix, page 96.

9 GT 17831N—1500 watts. Shpg. wt. 54 lbs. \$99.00




45-gallon Vac with two 1 1/4-HP peak output motors

\$99⁰⁰

Vac with hose, dolly, triangular nozzle, filter bags



2



2 1/2-inch Vac Accessories . . . Wet/Dry Filter

3 Extension Handle. Plastic; 2 pcs. total 46 in. long. 9 GT 16964—Shipping weight 1 lb. 10 oz. \$4.89

4 Auto Attachment. For cleaning car floors, trunks. 9 GT 16978—Shipping weight 8 ounces \$2.29

5 Adapter. Lets Vacs accept 1 1/4-in. accessories for concentrated suction . . . better liquid pickup. Plastic. 9 GT 16976—Shipping weight 4 oz. \$1.95

6 Flexible Hose. Six feet long. Wire-reinforced plastic. Includes connector for joining two hoses. 9 GT 17818C—Shipping weight 3 lbs. \$6.95

7 Attachment Set. Crevice tool; plastic bristle-brush; blower tool. For wet/dry or dry-only vacs. Plastic. 9 GT 16973—Shipping weight 1 lb. 4 oz. Set \$4.99

8 Wet Nozzle. Plastic, 14 in. wide. With rubber squeegee for water pick-up. Not for dry-only vacs. 9 GT 17817—Shipping weight 1 lb. 4 oz. \$5.79

9 Dry Nozzle. Plastic, 14 in. wide. With brush and end rollers. For wet/dry or dry-only vacs. 9 GT 16925—Shipping weight 1 lb. 3 oz. \$5.29

10 Washable Wet/Dry Filter. For Vacs above, or former 9-17821, 9-1785 . . . just remove, rinse and replace. Made of styrene, rubber and phenolic-impregnated filter paper. Measures 9 3/4 in. by 7 1/2 in. diameter. Use 1 filter per motor. 9 GT 17808—Shipping weight 1 lb. 11 oz. Each \$5.29

Cloth Filter Bag. Use with paper filter bags below. 9 GT 16967—Shipping weight 4 oz. Each \$1.89

Paper Filter Bags. Use over cloth bag above. Pkg. of 5. 9 GT 16946—Shipping weight 4 oz. Pkg. \$1.65

Save \$5.62 on Attachment Kit. Separate prices total \$22.12. Includes extension handle (3), hose (6), attachment set (7) and dry nozzle (9) pictured above. 9 GT 16975C—Shipping weight 6 lbs. Kit \$16.50



Wet/Dry Cartridge Filter

Sears Has a Credit Plan to Suit Most Every Need

See Big Book or ask for details

NOTE: To use 1 1/4-in. accessories (on facing page) with Vacs (1) and (2) above, order adapter (5) above.

Choose the workbench components



Fluorescent
Worklight
\$21.99

One-inch thick top
is 2 feet wide,
5 feet long

1

Steel frame with
full side panels
for extra stability

2

3

5

4

For lots of storage space,
you may need these ten
components: top, frame,
door, 2 shelves and 5 drawers

1 Bench Top. Hardboard top, shock absorbent flakeboard core. Use with (2) below. See "N" suffix on pg. 96 for shipping information.
9 GT 10223N—Shipping weight 46 pounds \$17.50

2 Steel Frame. Crossbraced frame. Open back. Height of 32 inches, legs adjust $\frac{1}{2}$ inch. Baked gray enamel finish. Sent unassembled.
9 GT 10263L—Shipping weight 51 pounds \$33.95

3 Perforated Door. Steel. Fits either side of frame. Size: $20\frac{3}{4} \times 24\frac{3}{8}$ -inches high. Full length piano-type hinge. Includes mounting bolts, nuts, tumbler lock and 2 keys. Baked charcoal gray enamel finish.
9 GT 10338C—Shipping weight 8 pounds \$8.75

4 Shelf. Heavy-gauge steel. Fits either side. Charcoal gray enamel finish.
9 GT 10347C—Shipping weight 4 pounds Each \$3.25

5 Drawer. Heavy-gauge steel. Size: $16\frac{3}{4} \times 15\frac{1}{8} \times 4\frac{1}{4}$ -inches high.
9 GT 10329C—Red enamel. Shipping weight 9 lbs. 2 oz. Each \$7.50

2-bulb Fluorescent Worklight. See page 90 for description.
34 GT 8903C—Shipping weight 17 pounds \$21.99

Work Light
Ideal for
home workshops


\$10.50
18-inch neck

Bench or tool lamp with flexible gooseneck. Inner shield helps keep outer shade cool. On-off switch on top of shade. Includes mounting device for benches, shelves, steel floor stands, power tools, even walls. Black. Six-foot, 2-wire cord. Bulb not included. 110-120-volts. Alternating current. UL listed.

With 18-inch neck.
9 GT 2480—Shpg. wt. 3 lbs. 4 oz. \$10.50


With 24-inch neck.
9 GT 2481—Shpg. wt. 3 lbs. 7 oz. 11.50

that suit your needs



Order any of these components at left

For moderate storage space, you may need these six components: top, frame, 2 shelves and 2 drawers. Order more shelves and drawers as needed



\$5145

Total price when you order both frame and top

Or if rock-steady support is all you need right now, then order the top and frame alone



6
2x5-ft. Top
on steel frame
\$3895



7
2x5-ft. Top
on steel frame
\$3695

Even our lower-priced workbenches have sturdy steel frames and 1-inch thick tops

6 Ideal for the home workshop . . . use for mechanical, electrical repair jobs, machine mounting, power tools, accessories. Open back and sides. Add two drawers (drawers sold on facing page). Hardboard top, pressedboard core. Frame is 32½ in. high, legs adjust ½ inch. Charcoal gray enamel finish. Sent unassembled . . . designed for quick, easy set-up.
9 GT 10271N2—Shipping weight 81 lbs. . . \$38.95

7 A sturdy, all purpose workbench strong enough to accommodate power tools, accessories. An excellent outfit for the home woodworker, hobbyist. Legs, feet and crossrails constructed of sturdy 16-gauge steel, designed to accommodate heavy workloads. Chipboard top. Frame measures 32½ in. overall. Baked charcoal black enamel finish. Sent unassembled . . . designed for easy, quick set-up.
9 GT 10278N—Shipping weight 67 lbs. . . \$36.95

Shipping Note: See "N" suffix, page 96.


Sears Has a Credit Plan to Suit Your Needs

See Big Book or ask for details

See pages 76, 77 for power tool stands

COMPK SLAEGD **Sears** 89

Surface-mount Fluorescent Lights



Under-cabinet . . . **\$1399**
mounts on Cabinet 30-watt

1 Proper lighting is a must for close, precision work of any kind, and this fixture is ideal for adding that brilliant illumination to your work areas. White plastic diffuser cuts glare and helps flood your work bench with soft, white light. On-off switch and convenience outlet on fixture. White enamel finish over steel. One-light fixture. Fluorescent bulb included. Must be wired into outlet box.

30-watt size. $5\frac{3}{16} \times 1\frac{3}{4} \times 36$ inches long.

Shipping weight 9 pounds.

34 GT 89321C \$13.99

40-watt size. $5\frac{3}{16} \times 1\frac{3}{4} \times 48$ inches long.

Shipping weight 11 pounds.

34 GT 89331C \$15.99

Shelf-style . . . **\$2299**
mounts on wall

2 Flood a work or laundry area with clear white light and add additional shelf space at the same time. Two 48-inch long shelves provide plenty of storage room for laundry detergents, bleach bottles or small tools. Bottom shelf is $8\frac{1}{2}$ inches deep, top shelf is $4\frac{1}{2}$ inches deep . . . 12 inches between shelves. White-enamelled steel body has pushbutton switch and two convenience outlets for appliances or tools. Six-foot cord. Includes one 40-watt fluorescent bulb. Plugs into wall outlet, without any additional wiring.

34 GT 8912C—Shpg. wt. 24 lbs. \$22.99

Single-light **\$1299**
Fluorescent Fixture

3 If you're bothered by inadequate lighting in a garage, utility or work area, this fixture may solve your problems. Just plug it right in with 3-ft. cord included. Or wire directly into outlet box. Complete with chain, hooks for suspending fixture down to 27 $\frac{3}{4}$ in. below ceiling, or flush mount with screws (not incl.). White-enamelled steel body 48 in. long, 3 $\frac{3}{8}$ in. high. Also includes one 40-watt fluorescent bulb.

34 GT 8900C—Shpg. wt. 13 lbs. \$12.99

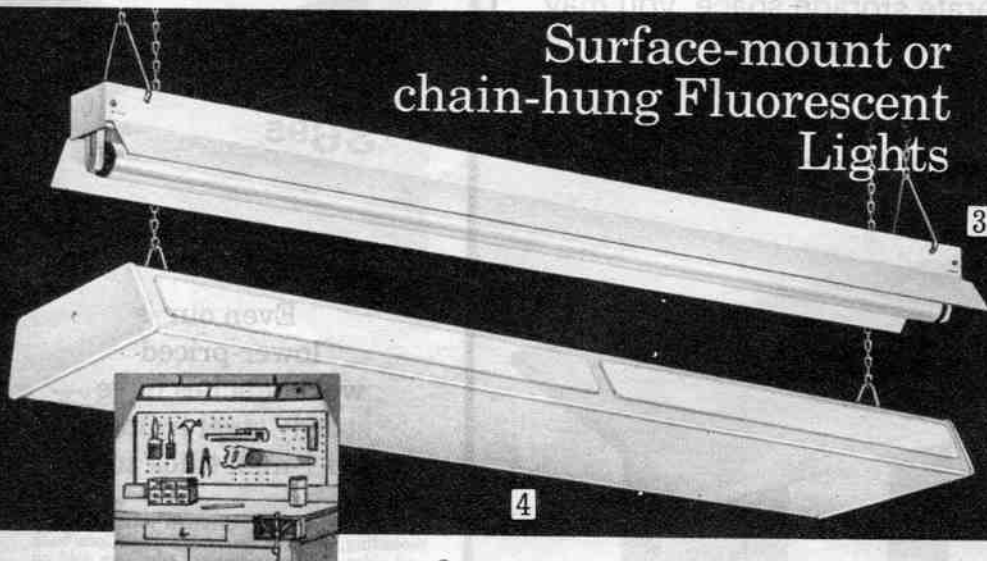
2-light Fluorescent **\$2199**
with diffuser panel

4 Diffuser panel reduces glare for a softer light that's easier on the eyes . . . great for extended work periods. Plug it right in with 40-inch cord included or wire directly into outlet box. Use chain included to suspend fixture down to 27 inches below ceiling or flush mount with screws (not incl.). White enameled steel body measures 11x48 inches long. Plastic side panels and bottom diffuser. Includes two 40-watt fluorescent bulbs.

34 GT 8903C—Shpg. wt. 17 lbs. \$21.99

Note: All light fixtures on this page are UL listed for 110-120-v. AC. Assembly and installation instructions included.

Surface-mount or chain-hung Fluorescent Lights



Trouble Lights

5 Trouble Light on Reel. Install overhead or on wall to operate in any position or direction. Enamelled metal reel with 20-feet of 18/2 wire. Thermoplastic-covered cord remains flexible in cold weather . . . resists oil and grease. Cord locks in place, releases with a light tug and reels back automatically. Durable white plastic reflector and easy-open cage. One ungrounded outlet on handle. Use up to 100-w. bulb (not incl.), 6-amp. rated.

Shipping weight 5 pounds 2 ounces.

34 GT 5889 \$9.95

Trouble Light on Reel. As light above but has 35 feet of 18/3 wire and is 10-amp. rated.

Shipping weight 11 pounds.

34 GT 5894 \$19.95

6 Trouble Light with handy convenience outlet. Hook it up and throw extra light where you need it. Two-wire ungrounded convenience outlets in handle. Sturdy steel reflector and cage are zinc-plated to resist rust and corrosion. Black vinyl 15-foot cord remains flexible . . . resists oil, acids and grease. Use up to 100-watt bulb (not included).

Shipping weight 1 pound 12 ounces.

34 GT 5818 \$2.59

Clamp-on
Utility
Lamp
\$329

Use as work light.
Or use with sun,
heat lamp and
photo flood bulbs



Buy several . . . they're great for use in your garage, attic, basement or workshop. Outfit consists of 10-inch diameter, polished aluminum reflector; spring clamp with rubber covered grips and ball-bearing swivel; and push-through socket. Six-foot cord with molded-on cap. Rated at 660-watts.


Shipping weight 1 pound 7 ounces.

34 GT 5876 \$3.29

Help protect against dangerous electrical shocks with Ground-fault Circuit Interrupters



1 Indoor plug-in type
\$52⁵⁰



2 Indoor wall-outlet type \$43⁵⁰

1 Indoor plug-in type. Helps guard against shock hazard at any 15-amp., U-ground outlet. Just plug it into outlet, then fasten captive screw to receptacle wall plate. Hand tools, extension cords or any tool or appliance can then be plugged into the circuit interrupter for increased protection. Built-in test circuit lets you test for reliability, then resets. Rugged beige plastic housing. *See Note at right below.*

34 GT 5325—Shpg. wt. 1 lb. 7 oz.\$52.50

2 Indoor wall-outlet type. Designed to provide ground-fault protection for tools and appliances at any 15-ampere outlet, group of outlets or an entire circuit. Replaces wall receptacle... fits into conventional outlet boxes with minimum depth of 2 1/2 in. If outlet box has less depth, use adapter frame (included) to provide proper clearance. Comes complete with wall plate, mounting screws. Solid state circuitry features a built-in test circuit for periodic testing, resetting. *See Note at right.*

34 GT 5328—Shpg. wt. 1 lb.\$43.50

(1 thru 3) Ordinary fuses and circuit breakers provide protection against large electrical currents that damage tools, appliances, wiring and insulation. They aren't effective against those small but dangerous leakage currents that are too small to trip a 15 to 20 amp circuit breaker or fuse, but are still strong enough to kill or injure people and damage equipment. These dangerous small currents are called "ground faults" because the current travels to the ground through any path open to it, including the human body. Ground-fault circuit interrupters are designed to help protect against them. The portable plug-in and wall receptacle models shown at left and the portable model shown below are designed to cut off ground fault currents as low as 5/1000 of an ampere (5 milliamperes). When a ground fault occurs between the interrupter and a tool or appliance, the trouble is sensed and in as little as 1/40 of a second—faster than a heartbeat—the current is cut off. The National Electrical Code recommends this type of protection on all outdoor circuits. You should consider it for workroom and kitchen areas as well.



\$89⁹⁵

This lightweight portable model helps protect up to 4 tools at the same time... ideal for use by carpenters and other professionals

Provides protection... won't activate if plugged into a faulty circuit

3 If you're a farmer, carpenter or other professional who's working with older tools, tools that aren't double insulated or that may have been abused, you owe it to yourself to provide extra protection from electrical shock. This unit works automatically. Just plug it into any 15-amp circuit, then plug tools into its outlets. It's that simple. No extra installation or removal costs ever.

Unit has four 15-amp, 125-volt straight-blade outlets, so four separate tools may be operated simultaneously. Rugged Lexan® polycarbonate housing is UL listed for impact resistance. Heavy-duty, 6-foot cord with strain-relief fitting. Die-cast copper-free aluminum covers spring shut automatically to protect unused receptacles. *See Note below.*

34 GT 5339—Shipping weight 4 lbs.\$89.95

NOTE: All items on this page UL listed for 110-120-volt AC only.

Heavy-duty 110-120-volt Heater \$20⁹⁹

Rugged construction... ideal for workshop use

Just set the automatic thermostat control and a powerful fan forces warm air from floor to ceiling in chilly garages, drafty basements or other problem areas of your home. Two heat settings (1250 and 1500 watts) deliver 4500 to 5100 BTU's. Extra ceramic supports prevent the heavy-duty nickel-chrome heating coil from sagging. Safety features include positive "off" position and a "tip-over" switch that shuts heater off if it tips forward. Dark brown enameled steel. Carrying handle. Measures 14 1/2 inches high, 10 inches wide and 6 1/2 inches deep. 6-foot cord. *See Note above.*

34 GT 7241—Shipping weight 12 pounds 10 ounces\$20.99



Sears Has a Credit Plan to Suit Most Every Need

See Big Book or ask for details

COMBIB SLAEGD **Sears** 91

Extension Cord Reel

won't let your cord twist, tangle or knot..lets you take power right to the job




\$19⁹⁵

- Wind or unwind cord without unplugging
- Portable—mounts onto wall with brackets so you can remove it for storage

Wind or unwind up to 100-feet of electrical cord without ever unplugging it from the outlet while in use. All it takes is an easy tug and our portable Extension Cord Reel releases electric cord anywhere you want to use it—with your mower, hedge shears, snow blower, power tools. Then just turn the handle for a quick, neat wind-up.

Sturdy reel is made of heavy gauge steel and tough cast aluminum alloy with brilliant baked-on orange enamel finish. Chrome-plated tubular steel stand is rust-resistant. Two brackets are included for alternate locations and spacers to fit any wall or siding... house, trailer or near any power source. Extended legs with protective tips for convenient storage. Stands 27½ inches high.
34 GT 5864C—Shipping weight 13 pounds.....\$19.95

ELECTRICAL NOTE: All electrical items on this page are UL listed for standard 110–120-volt AC.



2-wire Extension Cords

for double-insulated power and garden tools
(1 and 2) A heavy duty 2-wire type cord. UL listed. Insulation provides resistance to oils and water, so this cord can take the demands made by professionals at service stations and construction sites, too. Highly visible orange plastic. Do not connect to anything with 3-wire grounding type plug.

Extra heavy-duty Cord of 14-gauge wire for longer service life

- 1** 50% thicker insulation around each conductor and 150% thicker jacket than cord sets (2) at right.

25-foot Cord. Rated capacity 15 amps.
34 GT 5721—Shpg. wt. 4 lbs.\$6.95

50-foot Cord. Rated capacity 15 amps.
34 GT 5722—Shpg. wt. 7 lbs.\$12.50

100-foot Cord. Rated capacity 13 amps.
34 GT 5723—Shpg. wt. 14 lbs.\$22.95


Heavy-duty Cord of 16-gauge wire for long, dependable service

- 2** Convenient both indoors and out for double-insulated tools, lawn mowers and hedge trimmers.

25-foot Cord. Rated capacity 13 amps.
34 GT 5700—Wt. 1 lb. 9 oz.\$3.99

50-foot Cord. Rated capacity 13 amps.
34 GT 5701—Wt. 3 lbs. 2 oz.\$6.99

100-foot Cord. Rated capacity 10 amps.
34 GT 5702—Wt. 6 lbs.\$12.95



3-wire Extension Cords

for tools and motors requiring grounding wire

(3 and 4) Both of these grounded 3-wire Extension Cord Sets are UL listed. Rugged construction features flexibility and toughness to provide resistance to cold, ozone, oils and water. Perfect for use at service stations and construction sites. Thermoplastic jackets of high-visibility orange.

Extra heavy-duty Cord made of 14-gauge wire for power tools and large motors

- 3** 50% thicker insulation around each conductor. 150% thicker jacket than sets (4) at right.

25-foot Cord. Rated capacity 15 amps.
34 GT 5834—Wt. 4 lbs. 7 oz.\$9.75

50-foot Cord. Rated capacity 15 amps.
34 GT 5835—Wt. 10 lbs.\$15.95

100-foot Cord. Rated capacity 13 amps.
34 GT 5836C—Wt. 16 lbs.\$26.95

Heavy-duty Cord made of 16-gauge wire for power and garden tools

- 4** Ideal indoor and outdoor uses include power tools, lawn mowers and hedge trimmers.

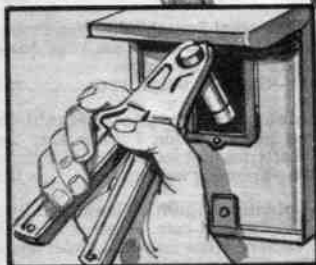
25-foot Cord. Rated capacity 13 amps.
34 GT 7797—Wt. 2 lbs. 10 oz.\$5.95

50-foot Cord. Rated capacity 13 amps.
34 GT 7798—Wt. 4 lbs. 12 oz.\$10.50

100-foot Cord. Rated capacity 10 amps.
34 GT 7799—Wt. 7 lbs. 4 oz.\$17.95

Professional-style Electricians' Tools

1
\$199



Cartridge Fuse Puller

1 Why take chances when installing or removing cartridge-type fuses? This handy pocket-sized tool is specifically designed to handle these tasks as safely as possible. Looks and works like a pair of pliers with grooved jaws that grip the fuse firmly. Made of high-dielectric plastic.

Designed for use on fuses up to 100 amperes, 250 volts, or on fuses up to 60 amperes, 600 volts. Measures 8 inches long.

Shipping weight 4 ounces.
34 GT 5192\$1.99

2
\$279

Designed to let you perform the whole "trimming out" chore with one handy tool

Screwdriver Wrench

2 Built-in handle insert lets you tighten wire nut connectors, install switches, receptacles and mount cover plates. Works on 74B and 76B nut connectors. Chrome-vanadium steel shank, precision cross ground blade. No-slip cushion grip handle.

Mechanic's: 1/4x4 in.
34 GT 5008—Wt. 4 oz.\$2.79
Electrician's: 3/16x6 in.
34 GT 5009—Wt. 4 oz.\$2.79



Repair Kits with terminals and connectors

(5 and 6) Here are kits so handy, you'll find yourself using them again and again. Small and compact, yet you can perform an amazing number of chores like cutting and stripping wire, applying terminals and connectors, cutting bolts and screws. Handy plastic case may be mounted to your workbench.

5 Standard Repair Kit. Contains everything you need to cut bolts and screws from size 4-40 to 10-24; and wire up to 10-gauge. Rust resistant, multi-purpose electrician's tool has plastic insulated handles. Includes 24 assorted terminals and conductors. Shipping weight 11 ounces.

34 GT 6084\$7.95

6 Repair Kit with Wire Stripper. Performs all the operations possible with kit at left and more. Ideal for all ignition and electrical repairs. You get one multi-purpose electrician's tool, plus one wire stripper and 47 assorted terminals and connectors.

Shipping weight 1 pound.
34 GT 6085\$9.95

Fish Tape Reel

3 For pulling wire through conduit. Lightweight 8 1/2-in. diam. reel of tough, high-impact plastic won't rust or dent. Big grips, grained surface for non-slip handling. Built-in winder rewinds tape smoothly. 40 ft. of tape.

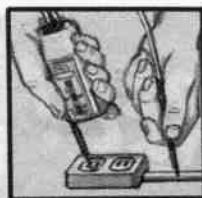
34 GT 5139—Wt. 1 lb. 8 oz.\$7.19



Conduit Bender

4 Rugged steel tool bends 3 sizes: 1/2-in. and 3/4-in. thinwall; 1/2-in. rigid. Built-in degree scale makes it easy to bend conduit to the desired curve. Extended foot for leverage.

34 GT 5005—Wt. 5 lbs.\$11.50
38-inch steel handle for above.
34 GT 5006C—Wt. 3 lbs. 5 oz.\$4.50



Voltage Tester . . . spring-loaded shields help protect fingers from contact with prods

\$1195

Two separate voltage indicators instead of the usual one help you make extra sure if a circuit is hot. One solenoid indicator with calibrated scale plus neon test lamp. Independent circuitry provides built-in back-up safety system. Checks for 110-550 volt AC and

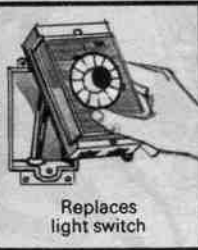
110 to 600-v. DC; 25 to 60 HZ frequency. Identifies AC or DC; checks circuit continuity; determines DC polarity; finds blown fuses, grounding and leakage. 30-in. vinyl leads. ABS plastic case. 5 3/4 in. long with 5 3/4-in. prods.
34 GT 5193—Shpg. wt. 14 oz.\$11.95



Discourage Prowlers



Control Outdoor lighting



Replaces light switch

Automatic Timer adds security, convenience

Permanent in-wall timer controls appliances and air conditioners up to 1875 watts, 15 amps. Replaces light switch to control ceiling lights. Two receptacles, one timed and one service. One to twenty-three-hour cycle . . . needs no daily resetting. Wood-grained plastic case measures 3 1/2x5 in. long. UL listed for 110-120-v.

Shipping weight 1 pound 11 ounces.
34 GT 6449\$10.95



Plug-in Power Outlet Strip with 6 grounded outlets

\$1895

Just plug this 3-foot electrical power strip into any other 110-120-volt outlet, then plug tools and appliances into the strip. So easy to install . . . just mount brackets onto wall and snap strip into place. Gray enameled metal strip is completely wired and assembled.

Heavy-duty 12-gauge cord may be disconnected as safety measure. Grounded cord set type ST with molded attachment cap. Rated capacity is 15 amperes. UL listed.

Shipping weight 4 pounds.
34 GT 5706C\$18.95





Includes
Hanging Chain

Battery-powered Fluorescent Lantern

\$25.75

Two batteries
included

Just plug this handy lantern into any 120-volt outlet, or run it on batteries. Either way, you'll get 5 times as much light as an incandescent bulb of the same wattage. An ideal lantern for hunting, camping, or around your home and patio because it instantly lights up your tent, trailer, cabin or patio with white diffused light. High and low beam. No fuel or flame hazard. Runs much more coolly than other forms of lighting so it's nice to have in stuffy tents.

Red and black polystyrene and stainless steel case. Six-foot cord, 8-watt fluorescent bulb, two 69-volt batteries and hanger chain included. 12 3/4 x 7 1/4 x 4 in. wide. 34 GT 4840—Shpg. wt. 11 lbs.\$25.75

Replacement Batteries. 69-volt. Package of two. 34 GT 4672—Shipping weight 6 lbs. 2 oz.Pkg. \$8.95
34 GT 3912—Extra 8-w. Bulb. Shpg. wt. 1 oz. 2.50



1 Sealed Beam Spotlight. Big headlight and red warning flasher in back tilt up or down 180°. Separate head, battery design. Shock absorber mounting. Chrome-plated head. Switch with ball bearing contact. Sealed in steel. 11 in. long. 6-volt battery (34GT4705) incl. 34 GT4837—Shpg. wt. 5 lbs. 8 oz.\$14.98

2 Floating Lantern. Floats long enough to be retrieved. Luminous rim glows in dark. 8-in. green plastic housing. Use 6-v. battery (34GT4634) not incl. . . see below. 34 GT 4804—Shipping weight 1 pound \$3.69

3 Stainless steel Searchlight. Won't rust or corrode. 9 1/2 inches long. Uses 3 "D" batteries (not included), order below. 34 GT 4431—Shipping weight 11 oz.\$3.98

4 Stainless steel magnetic Flashlight. Magnet built into side. 7 inches long. Uses two "D" batteries (not included), order below. 34 GT 4429—Shipping weight 8 oz.\$2.98

5 Vinyl-plastic magnetic Flashlight. Black and yellow vinyl case. 7 inches long. Use two "D" batteries (not included), order below. 34 GT 4460—Shipping weight 8 oz.\$1.49



Sears heavy-duty Powermaster Batteries really resist leaks

6 "D" size. 1.5-v. Same size as Ray-O-Vac 2D, 6D and Eveready 950, D99. Package of two. 34 GT 4632—Shipping wt. 8 oz.Pkg. 63c

7 "C" size. 1.5-volt. Same size as Ray-O-Vac 1C, 4C and Eveready 935, C66. Package of two. 34 GT 4631—Shipping wt. 3 oz.Pkg. 63c

8 Lantern type. 6-volt. Spring Terminals, 2 1/2 x 3 3/4 in. high. Same size as Ray-O-Vac 941, 944 and Eveready 509, 609. 34 GT 4634—Shpg. wt. 1 lb. 8 oz.Each \$1.63



Six-volt

Lantern Battery

9 Use in 34 GT 4837 above. Same size as Ray-O-Vac 918, Eveready 731. 5 3/8 x 2 7/8 x 4 3/8 in. Wt. 3 lbs. 3 oz. 34 GT 4705\$3.15



FREE! Sears big Suburban, Farm and Ranch Catalog

Over 2,000 items for farm, home and yard care. Everything from fencing to poultry... from tractors to saddles. Here are just 3 examples of the wide variety of merchandise you'll find:



POWER PLANTS

We're offering a selection of many different units... with a wide range of capacities. One of them is sure to be right for producing the electricity you need, when and where you need a portable source of power.



PORTABLE HEATERS

Choose from 3 powerful heaters to provide warmth in your garage or workshop... even in recreation areas or construction sites. Capacities range from 50,000 to 140,000 BTU... heat areas from about 5000 to 14,000 cubic feet.



CHAIN SAWS

You'll find a whole range of saws... some gasoline-powered and some electric. They're packed with plenty of power to slice through logs in seconds... prune trees, clear shrubbery, cut firewood and take care of many other backwoods and backyard jobs with ease.

SUBURBAN, FARM AND RANCH CATALOG is available for pick up at your nearest Sears Catalog Selling Unit... or, ask for a copy when you place or pick up your next merchandise order.

Allstate's famous low-cost Homeowners policy can give you big protection against loss, these 4 ways:

1. Protects you against loss or damage to your home from:

fire	windstorm
smoke	hail
explosion	vandalism
lightning	

2. Protects you against loss by fire and many other hazards to your belongings, including:

clothing	jewelry
furniture	—and most other
appliances	personal family property

3. Protects against loss by theft, including:

burglary	—even damage by thieves.
holdup	Protects most family
pickpockets	property at home and away.

4. Includes Family Liability (Comprehensive Personal Liability) Coverage.

Protection against loss for accidental injury to visitors in your home . . . and from many other (non-auto) accidents resulting in injury to others.

Plus this feature for the house: If your house is insured for at least 80% of its Replacement Cost at the time of a loss, there's no deduction for depreciation.

Try an experiment that could save you some money on your Homeowners Insurance.

Call an Allstate Agent.
Ask him to compare the price and coverage of your present Homeowners policy with Allstate's.

Maybe we can save you some money.
Call us soon, won't you?



Another form of policy available in Mississippi. Allstate Insurance Company • Northbrook, Ill.

Allstate[®]

You're in good hands.

Last year nearly half a million new policyholders came to Allstate for Homeowners Insurance.

How to Order from this Catalog

By Phone



By Mail



YOU CAN ORDER ANY ONE OF FOUR WAYS

1. **Shop By Phone**—You'll be pleased at the ease and convenience of ordering from Sears Catalog by telephone. So call today—it's the easiest way to shop. Phone your Easy Payment and Sears Revolving Charge Account orders, too.

Arrange to have your order delivered directly to your home. Or, if you prefer, you can pick it up at the Catalog Selling Unit or Retail Store Catalog Sales Department nearest you.

2. **Catalog Sales Office or Sears Authorized Catalog Sales Merchant**—It's easy to order through your nearest Sears Catalog selling unit. A copy of this catalog and all current Sears catalogs are available in each office for reference. In addition, a complete supply of FREE Specialized Catalogs are also available for the asking.

3. **Retail Store Catalog Sales Department**—Each Sears Retail Store has a Catalog Sales Department where trained sales people will help you make a selection and write your order.

4. **Shop at Home by Mail**—List all the items on a Sears order blank or any plain piece of paper. Print plainly your full name and mailing address. Be sure to include all catalog numbers and descriptions of wanted items. Mail order to the Sears Distribution Center nearest you (see list at bottom of page).

CREDIT TERMS—See Sears Big Book or any Sears Retail Store or Catalog Selling Unit for information on Sears Credit Plans

In Person



HELPFUL INFORMATION ABOUT YOUR SEARS CATALOG ORDER

WE CANNOT ACCEPT C.O.D. PARCEL POST ORDERS

When ordering by mail, we ask that you send a money order, check or use your Sears Charge Account. Of course, convenient direct-to-home delivery is available in most areas, or you may pick up your order at the Sears unit nearest you. See Sears Big Book for details on extra charges involved on freight-express C.O.D. shipments.

We do not ship C.O.D. orders for merchandise cut, engraved, printed or made to order; for merchandise shipped direct from factory or shipped to foreign countries or to anyone other than the person sending the order.

IMPORTANT TAX NOTICE

We are required by law to collect tax on sales at rate shown

*Alabama	4%	*Minnesota	4%
Arizona	4%	Mississippi	5%
Except Phoenix Customers	5%	Missouri	3%
Arkansas	3%	*Nebraska	2½%
California	6%	*Nevada	3%
If your Rapid Transit District		New Jersey	5%
has a tax	6½%	New Mexico	4%
Colorado	3%	*New York	4%
Connecticut	6%	*North Carolina	3%
District of Columbia	5%	North Dakota	4%
Florida	4%	*Ohio	4%
*Georgia	3%	Oklahoma	2%
Hawaii	4%	Pennsylvania	6%
Idaho	3%	Rhode Island	5%
Illinois (4% State, 1% City)	5%	South Carolina	4%
Indiana	4%	*South Dakota	4%
Iowa	3%	*Tennessee	3½%
Kansas	3%	Texas (4% State, 1% City)	5%
Kentucky	5%	*Utah	4%
*Louisiana	3%	Vermont	3%
Maine	5%	Virginia	4%
Maryland	4%	Washington	5.3%
Massachusetts (Omit tax on		West Virginia	3%
articles of clothing to \$175	3%	Wisconsin	4%
Michigan	4%	Wyoming	3%

*If your city, county or parish has a tax, include the additional tax required

YOU ALWAYS GET OUR LOWEST PRICES

Prices in this catalog are in effect until August 31, 1975. Whenever any Sears catalog item is reduced in price in a Sears sale book or value supplement which is current with the catalog you are using, your order will be filled at that reduced price. Prices in this catalog apply only to orders placed by mail, telephone, telegraph or placed in person at a Sears Catalog Sales Office, Authorized Catalog Sales Merchant or at a Catalog Sales Department in a Retail Store, Retail Catalog and Appliance Store or in a Sears Affiliated Store.

Except where stated otherwise on specific items, prices quoted in this catalog do not include charges for transporting goods from our distribution centers to a Sears selling unit for pick-up, or for delivery to your home.

SHIPPING INFORMATION

"N" suffix. Catalog numbers ending with a "N", "N2" or "NH" suffix (as 9 GT 65039N) means that this merchandise, if shipped directly to your home, must be sent by motor carrier or express. Pick up at your nearest Sears Catalog Selling Unit if you prefer. Inquire if home delivery is available through your Sears Selling Unit. Motor carrier and express charges are based on distance, weight and classification. See rate tables in Big Book or write to your Sears Catalog Merchandise Distribution Center to determine approximate charges.

Parts of your order may be shipped from points other than your Distribution Center and may therefore arrive separately at different times.

PARCEL POST INFORMATION

Packages weighing up to 70 pounds and measuring not more than 100 inches in length and girth can be sent by parcel post in all parcel post zones, except catalog numbers followed by "L".

"L" items (as 9 GT 65228L) cannot be mailed from a first class post office to a first class post office for city delivery in any parcel post zone. (This does not apply to rural route addresses.) Your Catalog Merchandise Distribution Center is served by a first class post office. Your Postmaster or carrier can tell you if you are served by a first class post office.

Catalog numbers ending in "N", "N2", "NH", etc. are unavailable.

SHIPPING AND HANDLING RATES FOR PARCEL POST ORDERS

SHIPPING WEIGHT	APPROXIMATE DISTANCE FROM CATALOG MERCHANDISE DISTRIBUTION CENTER							
	Local Zone	Zones 1 and 2 Not over 150 Miles	Zone 3 151 to 300 Miles	Zone 4 301 to 600 Miles	Zone 5 601 to 1000 Miles	Zone 6 1001 to 1400 Miles	Zone 7 1401 to 1800 Miles	Zone 8 Over 1800 Miles
Rates under 16 ounces: 8c each 2 oz. or fraction of 2 oz. Minimum rate 10c per piece.								
16 oz. to 2 lbs.	61c	72c	75c	83c	92c	\$1.02	\$1.12	\$1.21
2 lbs. 1 oz. to 3 lbs.	65c	78c	83c	92c	\$1.04	1.18	1.32	1.45
3 lbs. 1 oz. to 4 lbs.	69c	84c	90c	\$1.01	1.16	1.33	1.51	1.69
4 lbs. 1 oz. to 5 lbs.	73c	90c	98c	1.10	1.28	1.49	1.71	1.93
5 lbs. 1 oz. to 6 lbs.	77c	96c	\$1.05	1.19	1.40	1.64	1.90	2.17
6 lbs. 1 oz. to 7 lbs.	81c	\$1.02	1.13	1.28	1.52	1.80	2.10	2.41
7 lbs. 1 oz. to 8 lbs.	85c	1.08	1.20	1.37	1.64	1.95	2.29	2.65
8 lbs. 1 oz. to 9 lbs.	89c	1.14	1.28	1.46	1.76	2.11	2.49	2.89
9 lbs. 1 oz. to 10 lbs.	93c	1.20	1.35	1.55	1.88	2.26	2.68	3.13
10 lbs. 1 oz. to 11 lbs.	97c	1.26	1.43	1.64	2.00	2.42	2.88	3.37
11 lbs. 1 oz. to 12 lbs.	\$1.01	1.32	1.50	1.73	2.12	2.57	3.07	3.61
12 lbs. 1 oz. to 13 lbs.	1.05	1.38	1.58	1.82	2.24	2.73	3.27	3.85
13 lbs. 1 oz. to 14 lbs.	1.09	1.44	1.65	1.91	2.36	2.88	3.46	4.09
14 lbs. 1 oz. to 15 lbs.	1.13	1.50	1.73	2.00	2.48	3.04	3.66	4.33
15 lbs. 1 oz. to 16 lbs.	1.17	1.56	1.80	2.09	2.60	3.19	3.85	4.57
16 lbs. 1 oz. to 17 lbs.	1.21	1.62	1.88	2.18	2.72	3.35	4.05	4.81
17 lbs. 1 oz. to 18 lbs.	1.25	1.68	1.95	2.27	2.84	3.50	4.24	5.05
18 lbs. 1 oz. to 19 lbs.	1.29	1.74	2.03	2.36	2.96	3.66	4.44	5.29
19 lbs. 1 oz. to 20 lbs.	1.33	1.80	2.10	2.45	3.08	3.81	4.63	5.53
For each additional lb. or fraction of a lb., add	4c	6c	8c	9c	12c	16c	20c	24c

All rates on this page are subject to change without notice

SEARS GUARANTEE

Satisfaction Guaranteed or Your Money Back: Whatever you buy at Sears, you have the right to use it for a reasonable time before you determine it is satisfactory and decide to keep it. If you decide it is not satisfactory, return it to us at our expense. We will do whatever is necessary to correct the cause of your dissatisfaction. If we can't satisfactorily provide a remedy, or if you request a refund, we will refund your full purchase price including any delivery and finance charges.

SEARS PLEDGE OF FAIRNESS

If, after you have decided to keep your purchase, it doesn't give you the service or performance you reasonably expect of it and there isn't a specific guarantee on the item that will satisfactorily correct the problem, please let us know. We want to make an adjustment that you will consider fair.

ADDRESSES OF SEARS CATALOG MERCHANDISE DISTRIBUTION CENTERS

ATLANTA, GA 30395
BOSTON, MA 02215
CHICAGO, IL 60607

COLUMBUS, OH 43228
DALLAS, TX 75295
GREENSBORO, NC 27480

KANSAS CITY, MO 64127
LOS ANGELES, CA 90051
MEMPHIS, TN 38140

MINNEAPOLIS, MN 55407
PHILADELPHIA, PA 19132
SEATTLE, WA 98184

GENERAL INDEX

Abrasives	112, 118, 121, 130
Adhesives	118
Air Compressors	30-36
Air Pumps	36
Air Tools	26, 27
Accessories	26, 27
Aprons, Carpenters	51
Arc Welders	103-105
Accessories	103-105
Augers and Drains	45
Auto Tools	22, 23-25
Axles	59
Accessories	57
Bags, Mason's	59
Band Saws	68, 69, 73, 106, 107
Bars	51, 56
Bases, Power Tool	62, 63, 66, 68, 69, 72-77, 83, 106, 112
Batteries	94
Belts	51, 84
Benches	
Power Tool	62, 63, 66, 68, 69, 72-77, 83, 106
Work	83, 88, 89
Bicycle Tool Set	21
Bits	15, 25, 58, 75, 120, 121, 125
Blades, Saw	
Band	73, 106, 107
Circular	79-81
Coping	61
Hack	43
Jig	117
Radial-Arm	79-81
Reciprocating	128
Sabre	129
Table	79-81
Body, Fender Tools	24
Bolt Cutters	48
Bolts	53
Books	104, 108
Boxes	
Miter	60, 61, 72
Tool	11, 24
Braces, Accessories	58
Brackets, Saw Horse	61
Bricklayers' Tools	58
Brushes, Wire	42, 54, 103, 112
Buffing Wheels	112
Builders' Hardware	53
Cabinets, Roller	12, 13
Calipers	41
Casters	66, 68, 69
Cement Tools	58
Chains	23
Chalk, Chalk Lines	57
Chests, Tools	11-13
Chisels	51, 55, 64, 68, 69, 75
Chucks	79, 111, 130
Circular Saws	126, 127
Clamps	41, 55, 78
Cleaners, steam	109
Compasses	59, 98
Compressors, Air	30-36
Converters, Speed	64
Conveyor	23
Cord Lock, Electric	119
Cord Reel	92
Cords, Extension	92
Coveralls, Men's	114, 115
Cranes	23
Creepers	23
Cutter Heads, Molding	82
Cutters, Glass	59
Cutting Nippers	48, 49
Dadoes	82
Decorators' Supplies	28-36
Dial Indicators	39
Dies	
Accessories	45
Dividers	41
Dovetailing Attachments	75, 124
Drill Accessories	119-121
Drill Presses	
Accessories	68, 69, 74, 75
Drills	
Electric	133-135
Hand	58
Dry-wall Tools	58
Dust Collectors	68, 69, 79
Electrical Outlets	93
Electricians Tools	48, 49, 93
Engraving Tools	117
Face Shields	116
Files, Accessories	18, 24, 42, 43, 54, 61, 121
Fixtures, Light	90
Flaring Tools	44
Flashlights	94
Forming Tools	54


Fuel Cylinders	46, 100
Garage Tools	2-10, 14-27
Gauges	24, 39-41, 57, 78
Gear Pullers	25
Glass Cutters	59
Glue Guns, Glues	46
Goggles	116
Grinders, Accessories	25, 68, 69, 78, 112, 113, 117, 118, 121-123
Ground-Fault Interrupters	91
Hack Saws	43
Hammers, Accessories	24, 25, 27, 56, 58
Hand Saws	
Electric	126-129
Manual	43, 57, 61
Hand Trucks	61, 103
Hatchets, Accessories	57
Heaters	91
Hex Keys	15, 20
Hobby Tools	54, 55, 61, 117
Hoists	129
Holders, Tool	51, 59, 110
Impact Tools, Accessories	25-27
Inserts, Saw	65-67, 78
Instruction Manuals	104, 108
Jack Screws	23, 41
Jackets, Welders	114, 115
Jeans, Men's	114, 115
Jig Saws, Blades	117
Jointer-Planers, Accessories	63, 68, 69, 79, 83
Knee Pads, Mason's	59
Knives	54, 58
Ladders, Accessories	28, 29
Lamps	68, 69, 78, 88, 90
Lanterns	94
Lathes, Turning	
Metal, Accessories	108-111
Wood, Accessories	64, 68, 69, 83
Levels	55
Lighting	88, 90
Lubricants	25, 45, 126
Machine Screws	53
Magnets	43
Magnifiers	40
Mandrels	121
Marking Tools	44, 59, 117
Masonry Tools	58, 59
Mechanics' Tool Sets	2-10, 14, 15, 18-22, 24
Metric Tools	20-22, 40, 136
Micrometers	40
Mirror	40
Miter Boxes	60, 61, 72
Molding Cutter Heads	82
Motors, Accessories	69, 83-85
Nail Gun	53
Nail Sets	59
Nut-Drivers, Sets	18, 20, 57
Oil, Oilers	25, 45
Outerwear, Men's	114, 115
Overalls, Men's	114, 115
Paint Sprayers, Accessories	30-36
Personal Safety Equipment	
Eye Protectors	116
Face Protectors	116
Hearing Protectors	116
Respirators	116
Pick-Up Tools	43
Pipe-Threading Tools	45
Planer-Molders, Accessories	63
Planers, Accessories	75, 79, 122, 123
Planes	54
Plasterers' Tools	58
Pliers, Accessories	24, 48, 49
Plumbers' Tools, Accessories	44, 45
Polishers, Accessories	130
Pouches, Tool	51, 59
Precision Tools	39-41
Propane Torches, Accessories	46
Protractors	39, 59
Pulleys	63, 85
Pumps, Air	29
Punches	41, 51, 59
Radial-Arm Saws	68-72
Ratchet Wrenches	16, 18
Reamers	25, 43
Reciprocating Saws	128
Reel, Cord	92
Retracting Tools	42, 43, 45
Rivet Tools	
Accessories	52
Rotary Grinders	117, 122, 123

Routers, Accessories	124, 125
Rules	22, 39, 59
Sabre Saws	128, 129
Sandblasters	35
Sander-Polishers	130
Sanders, Accessories	62, 68, 69, 79, 83, 130-132
Saws and Accessories	
Back	61
Band	68, 69, 73, 106, 107
Circular	79-81, 126, 127
Coping	61
Dovetail	61
Hack	43
Hand, Electric	126-129
Jig	117
Keyhole	61
Manual	57, 61
Miter	61
Radial-Arm	68-72, 78-81
Reciprocating	128
Sabre	128, 129
Table	65-69, 78-81, 83
Saw Horses	61
Scrapers, Accessories	54, 58
Screwdrivers	50
Screws	53
Scribers	41, 59
Service Station Equipment	2-10, 14-27
Searchlights	94
Sewer Rods	45
Shafts, Accessories	84
Shapers, Accessories	68, 69, 74, 75, 79
Sharpeners, Saw	43, 61, 78
Shop Vacuums	
Accessories	86, 87
Snips	49
Socket Wrench Sets	2-9, 14, 20, 21, 136
Sockets, Sets	15, 17
Soldering Guns, Irons	
Accessories	47
Sprayers, Paint	30-36
Squares	40, 57, 59
Stamping Sets	44
Stands, Tool	62, 63, 66, 68, 69, 72-77, 83, 106, 112, 119, 124
Staplers, Accessories	52
Stones, Sharpening	55
Strippers, Wire	48, 93
Stud Driver, Accessories	56
Surform Tools	54
Surveying Instruments	98, 99
Switches, Etc.	78, 85, 110
Table Saws	65-69, 83
Tapes, Measuring	22, 59
Taps, Dies	
Accessories	22, 42, 43
T-Bevels	57
Testers, Electric	57, 93
Thread Cutters	42, 43, 45
Timers	93
Torches, Accessories	46
Tripods	99
Tubing Tools	44
Tweezers	58
Twine	57
Vacuum Cleaners, Accessories	68, 69, 86, 87
V-Blocks	41
Vests, Men's	114, 115
Vises	38, 45, 79
Washers	53
Welders, Arc, Accessories	103-105
Welder's Gloves	115
Welders, Oxy-Acetylene	
Accessories	100-102
Welders' Personal Protectors	116
Wiring Supplies	91-93
Wire Strippers	48, 93
Workshops	68-69
Workclothes, Men's	114, 115
Wrecking Bars	56
Wrenches, Accessories	
Adjustable	18
Air	26, 27
Cross-Rim	24
Box-End, Open-End	
Combination	19
Distributor	24
Hex Keys	15, 20
Ignition	18, 21
Metric	20-22
Pipe	44
Ratchet	16, 18
Setscrew	15
Socket	15, 22
Spark plug	15
Tap	42, 43, 45
Torque	22

Sears Has a Credit Plan to Suit Most Every Need See Big Book or ask for details

Sharp, clear images appear **RIGHT SIDE UP**—for

Instruments on these 2 pages incorporate all 5 of these accuracy features



Achromatic lenses
... precision ground
and polished to exact
curves for clarity



**Our rack-and-pinion
focusing gives**
accurate line of sight
throughout the range



Telescope bored . . .
precision bored to
rifle-barrel accuracy
... dustproof fittings

All Levels on this page have FIXED lenses

Our most popular Tilting Transit Level

Level with stiff-legged tripod **\$159⁹⁵** | Level alone **\$139⁹⁵**

With stiff-legged tripod. For work up to 125 feet. Location of precision vernier scale on the horizontal circle makes leveling of instrument easy—even with telescope in transit position. Just match two lines to get accurate readings in minutes and degrees. Sensitive scope vial eliminates re-leveling of instrument when making repeated readings. Sharp, 18-power, 11-inch telescope focuses from 4 feet to infinity. With 26mm objective lens. Expanded vernier on 3/4-inch horizontal circle reads to 15 minutes; 2 1/16-inch scope vial . . . 8 minutes per 2mm division. Protective metal sleeve. Plate level vial, 1 3/8 inches . . . with sensitivity of 14 minutes per 2mm division. With 1 1/16-inch radius vertical arc graduated 40° to 0° to 40° in single degrees. Removable sunshade. 4-screw leveling head, positive lock, plumb bob, case, manual, stiff-legged tripod (9 GT 46091C).

See Surveying Instrument Guarantee below.

9 GT 46218C2—Shipping weight 19 pounds . . . \$159.95

9 GT 46212C—Level alone, without tripod. Shipping weight 9 lbs. . . 139.95

9 GT 46213C2—Level with extension-leg tripod (9 GT 46092C). Wt. 17 lbs. . . 172.95

Level with stiff-legged tripod and 8-ft. leveling rod. Without clip-on target.

9 GT 46219C2—Shipping weight 21 pounds . . . \$176.95

Surveyor's Jeweled Compass (not shown). Marked in degrees. Adjustable variation ring with gear and pinion movement. Constructed of metal. For 9GT46218C2, 9GT46212C, 9GT46213C2, 9GT46219C2 levels above.

9 GT 4613—Shipping weight 1 pound . . . \$18.89

Sears Has a Credit Plan to Suit Most Every Need

See Big Book or ask for details



**Tilting
Level**

\$127⁹⁵

Level alone



**Non-tilting
Level**

\$87⁹⁵

Level alone

For work up to 125 feet. Multi-purpose instrument designed to check and set off horizontal angles, determine grades, plumb vertical surfaces, run straight lines. Telescope tilts from 40° below to 40° above horizontal . . . locks into position for level. A 12-power, 11 1/2-inch telescope focuses 4 1/2 feet to infinity. Big focusing knob. Detailed 3/4-inch horizontal circle reads to single degree . . . in 90° quadrants. Extra-sturdy 1-piece "U" type yoke frame; low friction axis bearings. A 2 3/4-inch level vial with sensitivity of 8 minutes per 2 mm division. Includes plumb bob, 4-screw leveling head, fitted case, instruction manual.

See Surveying Instrument Guarantee below.

Level alone, without tripod.

9 GT 46171C—Shipping wt. 9 lbs. . . \$127.95

Level with stiff-leg tripod (9 GT 46091C).

9 GT 46173C2—Shipping wt. 19 lbs. . . \$146.95

Level with extension-leg tripod (9 GT 46092C).

9 GT 46172C2—Shipping wt. 17 lbs. . . \$159.95

For light duty work up to 100 feet. Ruggedly constructed, yet economically priced. Great for general use around the farm. An 18-power, 11-inch telescope with standards cast in one piece for remarkable strength and stability.

Sights in horizontal plane. Easy-to-read level vial, 2 7/16 inches long, sleeve protected. Sensitivity 8 minutes per 2 mm division. A 3/4-inch diameter horizontal circle with vernier reads directly to 15 minutes (1/4 degree). Focuses 4 1/2 feet to infinity. Includes 4-screw leveling head, plumb bob, sunshade, fitted case, instruction manual.

See Surveying Instrument Guarantee below.

Level alone, without tripod.

9 GT 46101C—Shipping weight 8 lbs. . . \$87.95

Level with stiff-leg tripod (9 GT 46091C).

9 GT 46103C2—Shipping wt. 18 lbs. . . \$107.95

Level with stiff-leg tripod and an 8-ft. leveling rod. Without clip-on target.

9 GT 46104C2—Shipping wt. 20 lbs. . . \$124.95

SERVICE INFORMATION

If your CRAFTSMAN Surveying Instrument needs adjustment or repairs after guarantee expires, contact nearest Sears Store or Catalog Sales Store for fast, efficient service at the factory at reasonable charges.

GUARANTEE

During the first 90 days, we will repair your CRAFTSMAN Surveying Instrument, free of charge, if defective in material or workmanship. All you do is simply return surveying instrument to any Sears Store throughout the United States.

easy reading on **CRAFTSMAN®** Surveying Instruments



Sleeved level vial
... precision ground
with uniform
sensitivity
throughout its range



Fine motion parts
... precision
machined to
avoid backlash,
side play, binding

All Levels on this page have ZOOM lenses



1
With built-in
plummet
\$394⁹⁵
Level alone



2
Without optical
plummet
\$284⁹⁵
Level alone

Contractors' Transit Levels

Increase power as
much as 80% by
turning eyepiece
... no refocusing
necessary

(1 and 2) Use for shots over 125 feet and for extra accuracy at short distances. Designed for quick change of lens power... zoom from 18 to 34 power. This compensates for changing atmospheric conditions, dim light or type of work without need of refocusing... you get measurements fast—and accurately. The 4 1/4-inch level on cast-aluminum scope (reads to 90 seconds per 2 mm division) and the 1 23/32-inch vial on the plate provide constant level control and great accuracy. A 360-degree horizontal circle reads to single degrees in 90° quadrants. Both horizontal and vertical vernier readings go to 5 minutes (1/12 degree). Includes sunshade, pin wrench, fitted carrying case and instruction manual. See bottom of page for other tools and accessories. See *Surveying Instrument Guarantee* on facing page.

1 With built-in optical plummet. You sight your point directly through telescope plummet... no wind-blown plumb bob. Center point located, locked in. Vertical arc +20°, -20°. *Level alone, no tripod.*
9 GT 46022C—Shipping weight 23 lbs. \$394.95

Level with stiff-leg tripod (9 GT 46094C).
Shipping weight 33 pounds.
9 GT 46023C2 \$443.95

2 Without optical plummet. Vertical arc reads plus or minus 40°. Includes plumb bob. *Level alone, without tripod.*
Shipping weight 18 pounds.
9 GT 46192C \$284.95


Level with stiff-leg tripod (9 GT 46094C).
Shipping weight 28 pounds.
9 GT 46193C2 \$333.95

Builders' Dumpy Level with stiff-legged tripod

\$278⁹⁵

Level alone

\$229⁹⁵



3 With stiff-legged tripod. For shots over 125 feet. With variable power zoom lens. Just turn the eyepiece ring to change from 20 to 36 power. Makes it simple to compensate for lack of light, bad atmospheric conditions and type of work without having to refocus. The 12-inch, cast-aluminum alloy telescope focuses from 4 1/2 feet to infinity. Double vernier on a 360° horizontal circle reads to 5 minutes (1/12°).

Precision ground 4 1/8-inch vial with a 100 second per 2mm division. Fine motion leveling and clamp screws for accuracy in sighting and holding an accurate setting.

Four leveling screws with shifting center for setting over reference point. Includes plumb bob, sunshade, fitted case, instruction manual, stiff-legged tripod (9 GT 46094C).

See *Guarantee* on facing page.
9 GT 46033C2—Shipping weight 26 lbs. \$278.95

Level alone, without tripod. Order 9 GT 46094C or 9 GT 46095C tripods below.
9 GT 46032C—Shipping weight 16 lbs. \$229.95

CRAFTSMAN® Surveying Tools and Accessories

4 Tripods with extension legs. Kiln-dried hardwood. Red and white.
For 9 GT 46212C, 9 GT 46101C, 9 GT 46171C.
9 GT 46092C—Shipping wt. 8 lbs. \$37.99
For 9 GT 46192C, 9 GT 46022C, 9 GT 46032C.
9 GT 46095C—Shipping wt. 10 lbs. \$68.99

Tripods with stiff legs. As (4) above but legs will not extend.
For levels 9 GT 46212C, 9 GT 46101C, 9 GT 46171C.
9 GT 46091C—Shipping weight 10 lbs. \$24.99
For 9 GT 46192C, 9 GT 46022C, 9 GT 46032C.
9 GT 46094C—Shipping wt. 10 lbs. \$54.99

5 Sliding-section Leveling Builders' Rod. Clip-on target. Marked in feet, inches. Vernier readings 1/4 to 1/64 in. Maple.
9 GT 46121C—10-foot. Shpg. wt. 7 lbs. \$34.99
9 GT 46122C—15-foot. Shpg. wt. 9 lbs. \$39.99

Engineers' Rod. As (5) at left. Marked in feet, 1/10 foot, 1/100 foot. Vernier readings to 1/1000 foot.
9 GT 46112C—10-foot. Shipping wt. 7 lbs. \$34.99
9 GT 46113C—15-foot. Shipping wt. 9 lbs. \$39.99

6 Locke-type Hand Level. Rough survey. Adjustable focus... 4X power includes vinyl pouch, belt loop, instruction manual. 6 1/2 inches long.
9 GT 4600—Shipping weight 11 oz. \$17.89

7 Nickel-plated Steel Plumb Bob. Removable cap.
9 GT 38401—5 oz. hexagon shape. Shpg. wt. 7 oz. 69c
9 GT 38402—8 oz. hexagon shape. Shpg. wt. 10 oz. 89c

8 Pocket Sighting Surface Level. Preliminary surveys. Stadia lines for estimating distance. Aluminum with steel clip. Sunshade. 5 inches long. Complete with case and instruction manual.
9 GT 4624—Shipping weight 13 ounces \$8.39



These **CRAFTSMAN**® Outfits provide flames hot enough for heating, soldering or brazing metals



MAPP® Gas Outfit

- Hotter flame than propane, over 3200° F. . . that's hot enough for brazing up to 12-gauge metal
- Also a wider flame than propane torches . . . heats surfaces faster for quicker results



Propane flame



MAPP® flame

\$19⁵⁰
Outfit

This high-energy fuel is rapidly gaining popularity among homeowners, hobbyists and industry as well . . . does everything propane can, plus much more. Multi-pointed flame generates more BTU's of heat than acetylene! Saves time thawing pipes, removing paint, doing home repairs . . . ideal for leading pipes, sweating nuts, other plumbing uses. Will even braze copper and steel . . . a task propane does slowly, if at all.

With all the time you save on chores, why not do some *creating* with your MAPP® Gas torch . . . it's a great tool for customizing cars, making and repairing jewelry . . . ideal for doing metal sculpture, too. Outfit includes torch, two 16.0-oz. MAPP® Gas cylinders, spark lighter with 6 extra flints, plastic case and instructions.

9 GT 54321N—Shipping weight 7 pounds Outfit \$19.50

Replacement MAPP® Gas Cylinder. Holds 16.0-oz. by weight.

9 GT 54921N—Shipping weight 3 pounds \$2.69

*Note to Alaska and Hawaii customers: Propane and MAPP® Gas cylinders must, by law, be shipped via surface transportation. Please check parcel post information, page 96, before ordering. Allow extra time for delivery.



Solid-ox Welder Outfit

- Oxygen-propane flame up to 5,000° F. . . hot enough for brazing, light welding
- Portable . . . uses oxygen pellets instead of heavy, expensive cylinders

\$35⁰⁰
Outfit

A great way to do home or shop repairs, and metal sculpture. Easy to carry to the job . . . tank assembly weighs only 7 lbs. Single-valve control (no regulators) . . . no need for complicated adjustments. Outfit includes torch; standard 14.1-oz. propane* cylinder (order replacement cylinders (9 GT 5491N) on page 46); assorted oxygen pellets; two tips (.060 and .080-in. orifice sizes); rods; goggles; spark lighter; extra filter; tip cleaner; and instructions.

9 GT 5450N—Shipping weight 12 pounds Outfit \$35.00

Extra Assorted Oxygen Pellets. Variety of sizes and uses.

9 GT 5451N—Total burn time approx. 90 min. Shpg. wt. 3 lbs. \$4.49

Extra General-purpose Oxygen Pellets. For soldering, brazing, and cutting.

9 GT 5452N—Total burn time approx. 65 min. Shpg. wt. 3 lbs. \$3.99

Extra Light-duty Oxygen Pellets. Fine flame for detailed work.

9 GT 5453N—Total burn time approx. 90 min. Shpg. wt. 3 lbs. \$3.99

CRAFTSMAN® Oxy-Acetylene Outfits deliver the high temperatures you need for fusion welding



Mini Oxy-Acetylene Torch Outfit

- Flame reaches 6,000°F... hot enough to fusion-weld $\frac{1}{8}$ -in. steel
- Valves and hoses are color-matched for safety and convenience

\$69⁵⁰
Outfit

Great for metal sculpture, electronic work, home repairs and maintenance... ideal for hobby work with ceramics, jewelry and model-making, too. Torch body of light-weight aluminum... hi-impact Cyclac® molded plastic handle. Anodized aluminum control valves. Flexible $\frac{3}{4}$ -ft. hose with fittings. Control valves and hose assembly are color-coded to guard against mix-ups (red for acetylene, green for oxygen).

Chrome-plated brass torch nozzle and welding tips. Hose connections, nozzle and welding tips are handtight design... you need no wrench. Two regulators are pre-set at a pressure of 6.5 p.s.i. outfit is easy to work with, since you have no tricky adjustments to make.

Set includes three welding tips: Nos. A (.011-in. orifice); B (.020-in.) and C (.029-in.). Also includes spark lighter, all-purpose wrench (for use with tanks and cylinders), goggles and instruction booklet.

9 GT 5405—Shpg. wt. 4 lbs. 10 oz. Outfit \$69.50

Medium-duty One-stage Oxy-Acetylene Outfit

- Flame adjusts up to 6,400°F... hot enough to fusion-weld $\frac{1}{4}$ -in. steel
- Cuts steel up to 1-in. thick

\$116⁵⁰
Outfit

Brass-forged torch body. Stainless steel valve stems for delicate flame settings. Needle shut-off valve seals tight. Valve wheels mounted on front for quick, easy adjustments. Regulators have large 2-inch diameter gauges.

Includes three welding tips (Nos. 3, 5 and 7), and cutting tip (No. 1). Outfit will cut up to 2-in. steel with tips sold at right. Also includes 12 feet of $\frac{3}{16}$ -in. diam. Siam-ez hose, face mask, lighter, wrench, and instructions.

9 GT 5443—Shpg. wt. 14 lbs. Outfit \$116.50

Welding Torch only, from outfit above.

9 GT 54401—Shpg. wt. 14 oz. \$29.99

Cutting Attachment only, from outfit above.

9 GT 54402—Shpg. wt. 14 oz. \$29.99

Oxygen Regulator only, from outfit above.

9 GT 54403—Shpg. wt. 4 lbs. 4 oz. \$34.99

Acetylene Regulator only, from outfit above.

9 GT 54404—Shpg. wt. 4 lbs. 4 oz. \$34.99

Welding Tips. For welding torch 9 GT 54401 sold at left, and in outfit 9 GT 5443.

Catalog Number	Tip size	Welding capacity
9 GT 54431	No. 1	up to $\frac{1}{32}$ in.
9 GT 54432	No. 3	$\frac{1}{32}$ to $\frac{1}{16}$ in.
9 GT 54433	No. 5	$\frac{1}{16}$ to $\frac{1}{8}$ in.
9 GT 54434	No. 7	$\frac{1}{8}$ to $\frac{1}{4}$ in.
Shipping weight 4 oz.		Each \$4.59

Cutting Tips. For cutting attachment 9 GT 54402 sold at left, and in outfit 9 GT 5443.

Catalog Number	Tip size	Cutting capacity
9 GT 54435	No. 0	$\frac{1}{4}$ to $\frac{1}{2}$ in.
9 GT 54436	No. 1	$\frac{1}{2}$ to 1 in.
9 GT 54437	No. 2	1 to 2 in.
Shipping weight 3 oz.		Each \$5.49

COPKES MIAEGD **Sears** 101

Heat, braze, weld and cut metal with our best Oxy-acetylene Welding Outfit

Our Best because two-stage regulation maintains a constant pressure to torch... you won't have to make adjustments as the pressure in the cylinder changes.

Solid brass cutting attachment with tip for cutting steel up to 1-in. thick

Solid brass welding torch with comfortable balanced handle for steady operation

Regulators have white-on-black dial faces for easy reading

Accessories include 25-ft. hose, face mask, spark lighter, combination wrench and handbook

Includes 3 different welding tips to weld steel ranging from 3/64 to 1/4-in. thick

CRAFTSMAN
COMMERCIAL

Complete
Outfit

\$168⁰⁰

Solid brass torch and cutting attachment for rugged use. Solid forged cutting head to eliminate distortion. Double "O" rings for leak-free, hand-tight connections. Balanced handle lets you weld for long periods of time without arm fatigue or unsteadiness.

Outfit includes 3 welding tips (Nos. 3, 5 and 7), one cutting tip (No. 1) at right... set can cut steel up to 6 inches thick with tips sold separately at right. Cutting tip has 6 pre-heat holes... quicker heating of work surface for faster cutting. Two forged-brass regulators pressure-tested for reliability... large knobs for easy operation, even with gloves. Large 2 1/2-inch diameter gauges with durable Lexan® plastic covers. Also includes 25-foot Siam-eez hose with solid brass fittings; vinyl facemask; spark lighter; wrench; instruction manual.

Outfit is ideal for home, workshop, farm, service stations... handles auto and cycle repairs, machinery and heavy equipment servicing. The perfect tool for metal sculpting, too.

9 GT 5444C—Shipping weight 23 pounds Outfit \$168.00
9 GT 54406—Welding torch only. Wt. 1 lb. 11 oz. 39.99
9 GT 54407—Cutting Attachment only. Wt. 1 lb. 11 oz. ... 39.99
9 GT 54408—Oxygen Regulator only. Wt. 6 lbs. 49.99
9 GT 54409—Acetylene Regulator only. Wt. 6 lbs. 49.99

Welding Tips. For welding torch 9 GT 54406 at left.

Shpg. wt. each 5 oz. Each \$5.89

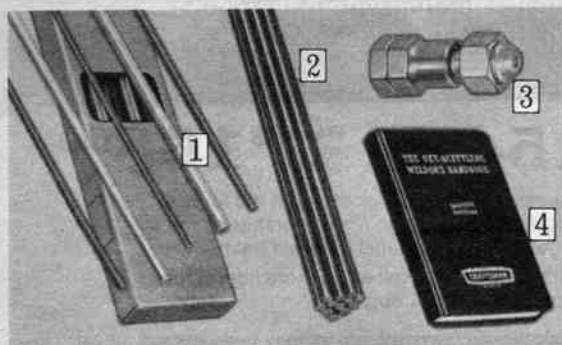
Catalog No.	Size	Capacity
9 GT 54441	No. 1	Up to 1/32 in.
9 GT 54442	No. 2	1/32 to 3/64 in.
9 GT 54443	No. 3	3/64 to 1/16 in.
9 GT 54444	No. 4	1/16 to 3/32 in.
9 GT 54445	No. 5	3/32 to 1/8 in.
9 GT 54446	No. 6	1/8 to 3/16 in.
9 GT 54447	No. 7	3/16 to 1/4 in.
9 GT 54448	No. 8	1/4 to 5/16 in.

Cutting Tips. For cutting attachment 9 GT 54407 at left.

Shpg. wt. each 5 oz. Each \$6.49

Catalog No.	Size	Cuts steel
9 GT 54451	No. 0	3/8 to 3/4 in.
9 GT 54452	No. 1	3/8 to 1 in.
9 GT 54453	No. 2	1 to 2 in.
9 GT 54454	No. 3	2 to 3 in.
9 GT 54455	No. 4	3 to 6 in.

Gas Welding Rods and Accessories



Welding and Brazing Rods, Tank Adapter, Handbook

1 Gas Rod Assortment. Contains 52 copper-coated welding rods: 20 each $\frac{1}{16}$ and $\frac{3}{32}$ -in.; 12 each $\frac{1}{8}$ -in. Also 15 flux-coated brazing rods: 9 each $\frac{3}{32}$ -in. and 6 each $\frac{1}{8}$ -in. Pkg. \$7.75
9 GT 20061—Pkg. of 67 rods. Wt. 3 lbs. 4 oz. Pkg. \$7.75

Copper-coated Gas Welding Rods. (Not shown.) Measure 18 in. long. Approximately 140 in package.
9 GT 20404— $\frac{3}{32}$ -in. diam. Wt. 5 lbs. 2 oz. Pkg. \$3.95
9 GT 20406— $\frac{1}{8}$ -in. diam. Wt. 5 lbs. 2 oz. Pkg. \$3.95

2 Flux-coated Gas Brazing Rods. Measure 18-in. long.
Shipping weight each package 1 lb. 4 oz.
9 GT 20464—Pkg. of 25. $\frac{3}{32}$ -in. diam. Pkg. \$3.95
9 GT 20466—Pkg. of 14. $\frac{1}{8}$ -in. diam. Pkg. \$3.95

3 Adapters. For "B" Acetylene Tanks. Adapts CGA510 to CGA520.
9 GT 5408—Wt. 11 ounces \$4.75
For "MC" Acetylene Tanks. Adapts CGA 510 to CGA 200.
9 GT 5409—Wt. 10 ounces \$4.95

4 The Oxy-acetylene Welder's Handbook. Instr., hints.
9 GT 5411—278 pages illus. Shpg. wt. 10 oz. \$4.95



Truck for Gas Cylinders \$2950

Holds 2 medium-sized cylinders (not included)—one oxygen (122-cu. ft.), one acetylene (145-cu. ft.). Use as handy utility cart in basement, shop or garage, too. Platform base is 20x10 $\frac{1}{2}$ -in. deep. Overall height 38 $\frac{1}{2}$ in. All steel; painted tubular frame. Tool tray. Ten-inch semi-pneumatic tires. Shipped assembled. See "N" suffix, page 96.
Shipping weight 27 pounds.

9 GT 5429N \$29.50

Welding and Cutting Tips for our former Oxy-acetylene Sets

Fit former torches 9-5474 and 9-5477 only

Welding Tips. Shpg. wt. each 6 oz. Price each \$3.79

9 GT 54419—Size AA-0. For soldering.
9 GT 54411—Size AA-1. Welds steel $\frac{1}{64}$ to $\frac{1}{16}$ in. thick.
9 GT 54412—Size AA-2. Welds steel $\frac{1}{64}$ to $\frac{1}{8}$ in. thick.
9 GT 54413—Size AA-3. Welds steel $\frac{1}{8}$ to $\frac{3}{16}$ in. thick.
9 GT 54414—Size AA-4. Welds steel $\frac{3}{16}$ to $\frac{1}{2}$ in. thick.
9 GT 54415—Size AA-5. Welds steel $\frac{1}{2}$ to $\frac{3}{4}$ in. thick.
9 GT 54416—Size AA-6. Welds steel $\frac{3}{4}$ to 1 in. thick.
9 GT 54417—Size AA-7. Welds steel $\frac{3}{4}$ to 1 in. thick.*
9 GT 54418—Size AA-8. Welds steel 1 in. thick and over.*

*Requires former mixing chamber, 9-5488

Cutting tips. Shpg. wt. each 7 oz. Price each \$5.69

9 GT 54471—Size B1. Cuts steel up to $\frac{1}{2}$ in. thick.
9 GT 54472—Size B2. Cuts steel $\frac{1}{2}$ to $\frac{1}{2}$ in. thick.
9 GT 54473—Size B3. Cuts steel $\frac{1}{2}$ to $1\frac{1}{2}$ in. thick.
9 GT 54474—Size B4. Cuts steel $1\frac{1}{2}$ to 3 in. thick.
9 GT 54475—Size B5. Cuts steel 3 to 6 in. thick.

Fit former torches 9-54131 and 9-54141 only

Welding Tips. Shpg. wt. each 4 oz. Price each \$3.79

9 GT 54151—Size D1. Welds steel up to $\frac{3}{64}$ in. thick.
9 GT 54152—Size D2. Welds steel up to $\frac{1}{32}$ in. thick.
9 GT 54153—Size D3. Welds steel up to $\frac{1}{8}$ in. thick.
9 GT 54154—Size D4. Welds steel up to $\frac{3}{16}$ in. thick.

Cutting Tips. Shpg. wt. each 3 oz. Price each \$4.79

9 GT 54161—Size E1. Cuts steel up to $\frac{3}{8}$ in. thick.
9 GT 54162—Size E2. Cuts steel from $\frac{3}{8}$ to 1 in. thick.
9 GT 54163—Size E3. Cuts a steel from 1 to 3 in. thick.

CRAFTSMAN® Arc Welding Rods and Accessories

All-purpose Mild Steel Rods

Packed in handy plastic tubes or money-saving 25-pound packages

Easy-to-use Contact Type . . .
just touch rod-tip to metal
for a smooth, surge-free arc

These general-purpose electrodes start on contact—hold a steady arc as long as they touch metal—and restrike on contact. Metal core melts faster than powdered metal coating, so there's always a flux coat to keep rod from sticking to workpiece. Deposit a smooth, low contour weld . . . ideal for fixture welding where appearance is important. For sheet metal fabricating, production welding and tacking. Slag coverage peels off when weld cools. Use AC or DC.

Check quantities and prices in chart below . . . see how much you save with 25-pound bulk packages.

Size Inches	Catalog Number	Tube pkg. of	Wt. lbs. oz.	Tube pkg.	25-lb. pkg. Catalog No.	Pkg. of	Wt. lbs. oz.	25-lb. pkg.
$\frac{3}{32}$ x9	9GT20286	44*	1 10	\$2.89	9GT20284C	325*	26	\$13.50
$\frac{1}{8}$ x14	9GT20287	23*	1 15	2.89	9GT20285C	162*	26	13.50
$\frac{5}{32}$ x14	9GT20288	17*	1 14	2.89				

Weld from any position, even over dirty,
rusty metal with these deep-penetrating rods

These general purpose electrodes weld in any position—horizontal, vertical or overhead. No need to waste time cleaning metal . . . arc penetrates rust and dirt to deposit a strong, dependable weld. Ideal for repair of autos, farm equipment, structural steel or pipe tanks. Leaves little slag on all types of ferrous metals. Use AC or DC.

Check quantities and prices in chart below . . . see how much you save with 25-pound bulk packages.

Size Inches	Catalog Number	Tube pkg. of	Wt. lbs. oz.	Tube pkg.	25-lb. pkg. Catalog No.	Pkg. of	Wt. lbs. oz.	25-lb. pkg.
$\frac{3}{32}$ x9	9GT20276	60*	1 13	\$2.89	9GT20273C	925*	26	\$16.50
$\frac{1}{8}$ x14	9GT20277	32*	1 15	2.89	9GT20274C	455*	26	13.50
$\frac{5}{32}$ x14	9GT20278	24*	2	2.89	9GT20275C	287*	26	13.50

*Quantities figured by weight (may vary by 1 or 2 rods)

Specialty Rods . . . a selection for almost any arc-welding job

5 Electrode Assortment. Gives you a full range of arc-welding operations. Includes 3 sizes, 6 types: contact, deep-penetrating, cast-iron, hard-surfacing, cutting, sheet-metal. About 180 rods in package.

9 GT 20471—Shipping weight 10 lbs. 12 oz. Pkg. \$16.75

Machineable Cast-iron Rod. Uses nickel core wire to weld cast irons to steel, nickel alloys, copper . . . no pre-heating needed. Great for auto repair. $\frac{1}{8}$ x13 $\frac{1}{2}$ in.

9 GT 20271—Pkg. of 6. Shpg. wt. 8 oz. Pkg. \$4.39

Cutting Rod. For piercing, gouging, cutting, scarfing of any alloy. Removes old welds. Bevels cracks. Measures $\frac{3}{32}$ x13 $\frac{1}{2}$ inches. About 27 rods in package.

9 GT 20281—Shipping weight 1 lb. 2 oz. Pkg. \$2.89

Hard-surfacing Rod. Tough alloy resists abrasion. For strong welds on equipment subject to heavy wear. Measures $\frac{1}{8}$ x14 inches. About 23 rods in package.

9 GT 20045—Shipping weight 1 lb. 15 oz. Pkg. \$2.89

Sheet-metal Rod. Tipped for quick starts. For home repair, metal sculpturing. About 64 rods in package.

9 GT 20293—Size: $\frac{1}{8}$ x9 in. Wt. 1 lb. 2 oz. Pkg. \$3.39

6 Twin Carbon Torch. Use with any arc welder. Flame similar to gas welding torch. Braze, solder or heat metals for bending, hardening and tempering. Two cored carbons and 5-foot cables included. Large insulated fiber-grip handle. Measures 15 $\frac{3}{4}$ inches long.

9 GT 20073—Shipping weight 4 lbs. 2 oz. \$19.50

Cored Carbons for Twin Carbon Torch (6) above.

9 GT 2020—Size: $\frac{1}{8}$ x6 in. Pkg. of 10. Wt. 7 oz. Pkg. \$2.95

9 GT 20221—Size: $\frac{3}{16}$ x6 in. Pkg. of 10. Wt. 11 oz. Pkg. 3.49

7 Weld Chipper Wire Brush. Forged steel head.

9 GT 2074—Shipping weight 1 lb. 4 oz. \$5.89



9 GT 2081—Extra Brush for (7). Shipping weight 6 oz. .95c

8 Electrode Rod Holder. Capacity—200 amps. Asbestos jaw covers. Holds rods up to $\frac{1}{4}$ -in. diam.

9 GT 2071—Copper alloy. Wt. 1 lb. \$9.95

9 Ground Clamp. Copper alloy. Capacity—500 amps.

9 GT 2075—Shipping weight 1 lb. 6 oz. \$3.95



Versatile CRAFTSMAN® AC Arc Welder in 180 or 230-ampere models

Both have infinite heat selection within their ranges...
simple operation to help you weld almost like a pro



30 to 180
ampere
Outfit

\$154⁰⁰

40 to 230
ampere
Outfit

\$168⁰⁰

- No guesswork... just pick the right rod for the job (manual tells how), then match number on rod to number on selector panel for exact heat
- No other welder we sell offers more heat settings at pause-free 100% duty cycle*

1 All technical calculations converted into an easy-to-understand system... lets you weld, cut, braze, solder, heat and bend metal, without prolonged training. Cam locking selector holds desired heat setting. Aluminum-wound transformer with fiber glass insulation teams up with a permanently-lubricated cooling fan to guard against overload and to increase the duty cycle at intermediate heats. Extended duty cycle means fewer pauses for cooling. Steel cabinet measures 16x16x22½ inches high.

Includes 18-ft. electrode and 12-ft. ground cable, cable hanger, input cable with plug, wall receptacle, electrode holder, ground clamp, full-faced welder's helmet. UL listed and NEMA rated. See important welder specifications and arc welder guarantee below.

30 to 180-amp Welder. Maximum current draw 37 amperes. Operates on primary voltage of 230 volts. 7000 watts.
9 GT 20233N—Wt. 112 lbs. \$154.00

40 to 230-amp Welder. Max. current draw 55 amps; operates on 230 volts, 9,300-w. Higher heat, faster welding with large rods than 180-amp unit.
9 GT 20133N—Wt. 118 lbs. \$168.00

2 Dolly Kit. Two 3-in. rubber tires with axle kit. Fits all Sears welders except 9 GT 20791N and former 9-20997 and 9-20996.
9 GT 20481—Includes hardware. Shpg. wt. 1 lb. 4 oz. Kit \$5.49

3 "Arc Weld It Yourself" Manual. Illustrated book explains arc welding process, AC electric arc welding techniques. 36 pages.
9 GT 20256—Shipping weight 2 ounces 78c

4 Cable Extension for ground or electrode cable. Long 25-ft. coil with copper connectors. Number 2 gauge copper wire, rubber covered, insulated.
9 GT 20696—For all CRAFTSMAN Arc Welders. Wt. 8 lbs. 2 oz. Coil \$26.50


GUARANTEE: CRAFTSMAN Welders on these 2 pages are unconditionally guaranteed for one year to give complete satisfaction or tool will be repaired, free of charge. This service is available through any Sears store or service center in the U.S. or Canada.



Dolly kit for
Arc Welder above



Arc-welding
Manual



Cable
Extension

CRAFTSMAN® 225-ampere AC Arc Welder with a selection of 12 heats to handle almost any repair job

Outfit **\$133⁰⁰**



Repair farm machinery, construction equipment. Weld small pieces in your home workshop. Cut metal, solder, braze... all with one low-cost welder. Does almost all the jobs welder above does, but for shorter periods (20% duty-cycle). Handy, bi-directional switch swings around to change from high to low heat ranges... gives you a wide selection of heats with an easy-to-read selector dial. Push switch down to select proper welding heat from 40 to 225 amps. Release switch and positive indexing locks it in position... won't turn until pushed down again... guards against accidental change of setting. Good arc stability at all settings... harsh arc and spatter kept at a minimum.

Sturdy, 2-piece cabinet measures 17x15x15½ in. high. Base conforms to uneven floor. Directional air inlet moves air past slope-mounted transformer for maximum cooling. Aluminum-wound transformer. Fan-cooled. With 15-foot electrode cable, 10-foot ground cable, 6-foot input cable with plug and wall receptacle, on-off switch, electrode holder, ground clamp, helmet and manual. Cables permanently attached. 7600-watts. UL listed, NEMA rated.

See CRAFTSMAN Arc Welder guarantee above. Also see power requirements and specifications in table below.

9 GT 20791N—Shipping weight 91 pounds. \$133.00

*Duty cycle means ratio of welding time to cooling time per 10-min. cycle.

BEFORE ORDERING, READ THESE SPECIFICATIONS CAREFULLY

Specification Note: Before ordering, first check voltage, cycle, phase and capacity of your power line with your electric utility company or local REA office.

Catalog Number	Prim. Volts	AC (single phase) cy.	Ampere max. input	Prim. max. short circuit	Fuses amps.	Rod sizes (inches)	Max. KVA	Max. KW	Max. open circ. secondary	Duty cycle	Power factor
9 GT 20233N	230	60	37	62 amps.	40	1/16 to 3/16	8.5	7.0	80 volts	†	72
9 GT 20133N	230	60	55	81 amps.	60	1/16 to 3/16	12.7	9.3	80 volts	†	73
9 GT 20153N	230	60	75	120 amps.	75	3/32 to 1/4	17.3	12.8	80 volts	†	75
9 GT 20791N	230	60	43	68.5 amps.	50	1/16 to 3/16	10.5	7.6	80 volts	20 %	72

†From 20% to 100% depending on heat.

CRAFTSMAN® 295-ampere AC Arc Welder

Best for use on thicker steels. Infinite heats (45 thru 295 amps) give higher temperatures needed for tough jobs...weld, braze, solder, cut, pierce, bend, harden, temper

\$235⁰⁰ Outfit

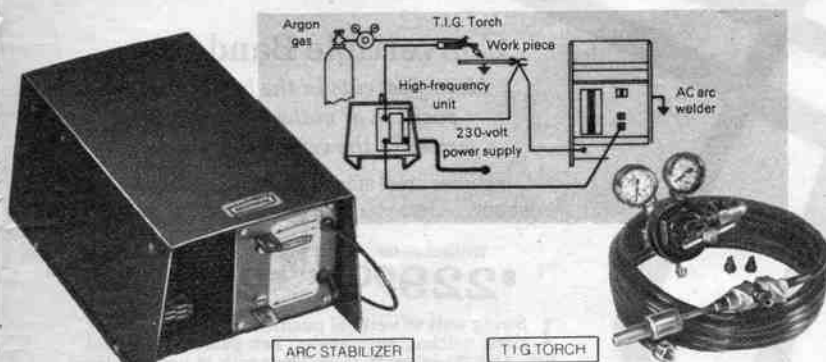
Designed for heavy-duty service requiring high heats such as in maintenance shops and on the farm; also for welding cast-iron. Built-in reactance increases open circuit voltage on all heats for easier arc maintenance. Down-draft fan exhausts through cabinet bottom...cools double-insulated coils to keep welder operating at high efficiency. Continuous control also built-in...maintains heat level you select; guards against variations. Big dial on top, easy to get to in a hurry. Fan motor permanently lubricated. Recessed panel protects controls.

Many other applications such as: *building* tailor-made items like boats, wagons, racks, bench and table frames; *rebuilding* farm equipment such as worn cutting edges on plow shares, sweeps, teeth on spike harrows; *repairing* items around the house such as garden tools, appliances, lawn equipment, as well as gears, sprockets, wheel rims, cars, trucks, trailers, etc.

Cabinet measures 16 inches wide x 16 inches deep, 22½ inches high. Base can be mounted on wheels (see kit 9 GT 20481 on facing page) so welder can be moved easily to any point.

Operates on 30-arc volts. NEMA rated. Includes 18-ft. electrode cable, 12-ft. ground cable, electrode holder, heavy-duty ground clamp, industrial flip-front helmet and two cable hangers. See specifications and guarantee on facing page.

9 GT 20153N—Shipping weight 155 pounds.....Outfit \$235.00



Convert your AC Arc Welder to the versatile
T.I.G. (Tungsten Inert Gas) process with this outfit

\$166⁵⁰ Outfit: Arc Stabilizer
plus T.I.G. Torch

Add this combination to your arc welder...it will enable you to weld metals such as aluminum, bronze, nickel, stainless steel...also metals of very light gauge and up to ¼-in. thick. Process floods molten steel with a non-combining inert gas (usually argon)—prevents oxidation and embrittlement of weld. No preheating. 3 collets (⅛, ⅜, ½-in.) included. Use both units to connect AC or AC-DC arc welders.

Outfit including Arc Stabilizer and T.I.G. Torch. Combine for extremely fast welding on light gauge metals. Operates continuously to maintain arc. Rated for 30% duty cycle.

Arc stabilizer provides long arc for AC units—tip need not touch metal during welding. T.I.G. Torch (not sold separately) uses ⅛-inch tungsten electrode—won't pass impurities on to weld. Air cooled, 200-amp. Shutoff valve, regulator hose. Inert gas not included (see local supplier for argon and other inert gases). Shipping weight 22 pounds.

9 GT 20118C2.....Outfit \$166.50

Arc Stabilizer alone. For easier starts with AC or AC-DC welders in stick electrode process. Measures 13¼x8½x9½ inches wide. Use 230-volt outlet or wire into welder circuit.

9 GT 20993C—Shpg. wt. 17 lbs.\$89.50

Tungsten-tip Electrodes. Shpg. wt. 4 oz.
9 GT 20161—⅛ in.....\$1.29
9 GT 20164—⅜ in.....1.99
9 GT 20166—½ in.....2.79

Electrode Cup. Shpg. wt. 6 oz.
9 GT 20163—For ⅛, ⅜ in.....\$2.79
9 GT 20168—For ½ in.....2.79



180-amp AC Welder/Generator

120-240-volt pushbutton
battery start
without accessories

\$925⁰⁰

120-240-volt
manual start without
accessories

\$850⁰⁰

1 CRAFTSMAN®. 180-amp AC welder/generator capable of delivering 5,000 watts of either 120 or 120/240-volt AC current on a continuous duty basis. Powered by a 14-HP Tecumseh gasoline engine. Use AC power and weld at the same time. Handles ⅛ through ⅜-inch AC electrodes including low hydrogen rods and most other electrodes. Rated at 25 arc volts at 50% duty cycle. Measures 23x24x30¾ inches long. See guarantee, facing page. See "N" suffix, page 96.

Push-button battery-start model.* With 120/240-volt ignition system. Mounting tray, 12-volt battery.
F9 GT 20198N—Shipping weight 350 pounds\$925.00

Manual-start model.* With rope-pull starter. 120/240-volts, AC.
F9 GT 20194N—Shipping weight 350 pounds\$850.00

2 Dolly Kit* for (1) above. Lightweight tubular steel.
F9 GT 20195—Shipping weight 25 poundsKit \$69.00

3 Accessory Kit for (1) above.** Includes helmet, 18-foot electrode cable, 12-foot ground cable, holder and clamp.
F9 GT 20196—Shpg. wt. 12 lbs.Kit \$47.50

*From factory in Minneapolis, Minn.

**From factory in Paris, Tenn. Allow time...no C.O.D.'s. For mailable items (2 and 3), pay shpg. and handling charges from Catalog Merchandise Distribution Center.

COMB K SLAEGD **Sears** 105

Sears Has a Credit Plan to Suit Most Every Need
See Big Book or ask for details

These **CRAFTSMAN**® Band Saws can cut through a 2-inch bar of cold-rolled steel in just 2¾ minutes

Tired of those tedious metal-cutting chores? With either of these labor-saving power saws, you simply set the cut and watch it work. Sensitive hydraulic control feeds blade at proper rate for smooth, fast cutting. They even shut off by themselves. Jaw vise adjusts from 90° to 45°, so they cut any shape up to 3 in. thick x 6 in. wide. rounds, flats, tubes, even angles. Either saw excellent for home or shop use.

Both saws cut up to 10 times faster than the reciprocating power hack saw sold in our Big Book. Blade reaches 135 feet per minute. . . plenty of speed for cutting steel, cast-iron, brass, aluminum and more. Nylon drive-pinion helps hold noise to a minimum. Knob quickly adjusts blade tension. . . roller guides also adjust. Bronze and sleeve bearings provide smooth, accurate operation. Sturdy, cast-iron frame. Guaranteed for one year.



GUARANTEE
CRAFTSMAN Bench or Floor Power Tools (and Welders) are unconditionally guaranteed for 1 year to give complete satisfaction or tool will be repaired, free of charge (90 days for Sears non-CRAFTSMAN tools). This service is available through any of our stores or service centers throughout the United States or Canada.



You can swivel this unit to vertical position, then attach the 4½x4½-inch work table for freehand metal cutting.

Convertible Band Saw

Make fast cuts in the horizontal position or make freehand curves in the vertical position

Includes steel stand with 6-inch diameter wheels. . . lets you take saw where it's needed

Without motor	With motor
\$229⁰⁰	\$284⁹⁵

1 Swing unit to vertical position for cutting curves, slots, notches, even angles. Belt guard, V-belt, pulleys, 4½x4½-in. table, ½-in. blade with 14 teeth/in. Use minimum ½-HP, 1725-rpm motor. Base unassembled. 9 GT 2295N—Without motor. Shpg. wt. 120 lbs. . . \$229.00

Saw above with ½-HP Motor. See motor (9GT1254C) on page 84. Operates on 110-120 or 230-volt, 650 watts, 60-Hertz, AC. Complete with 4-foot 3-wire cord. 9 GT 22954N2—Shipping weight 141 pounds. . . \$284.95

Extra Blades for (1 and 2). Shipping weight ea. 6 oz.
9 GT 22926—10 teeth/in. Cuts over 1 in. deep . . . Ea. \$4.80
9 GT 22927—14 teeth/in. Cuts ¼ to 1 in. deep . . . Ea. 4.80
9 GT 22929—24 teeth/in. Cuts up to ¼ in. deep . . . Ea. 4.80

Horizontal Band Saw

Without motor	With motor
\$189⁰⁰	\$244⁹⁵

2 Cuts in horizontal position only. With both pulleys, V-belt and ½-inch blade with 14 teeth per inch. Order belt guard and base separately below, extra blades above. Use minimum ½-HP, 1725-rpm motor. 9 GT 2290N—Without motor. Shpg. wt. 77 lbs. . . \$189.00

Saw above with ½-HP Motor. See motor (9GT1254C) on page 84. Operates on 110-120 or 230-volt, 650 watts, 60-Hz. AC. Complete with 4-foot 3-wire cord. 9 GT 22901N2—Shipping weight 98 pounds. . . \$244.95

Guard for (2). Covers belt, pulley above table. 9 GT 22233—Shipping weight 1 lb. 2 oz. . . \$3.40

3 Steel Base. See description on page 76. 9 GT 22212L—Shipping weight 41 pounds. . . \$32.90



*Need a Band Saw that
will cut metal 2 inches
thick, or wood 12
inches thick?*

This 18-inch, 3-speed
CRAFTSMAN® Band Saw
can handle both—
even while cutting
curves and bevels

Saw without motor	Saw with built-in motor, magnetic switch
\$895.00	\$1095.00

Ruggedly-built for industrial loads. Dependable, ball-bearing gear reduction means you can saw big sections of aluminum, brass or iron castings, galvanized pipe or mild steel girders. Blade speeds of 118, 167, and 221 feet per minute handle most cutting needs. Cuts to the center of a 36-inch circle in wood up to 12 inches thick; cuts plywood without splintering. With 1/2-inch blade below, it even cuts 2-inch thick metal.

All operating parts enclosed (except cutting portion of blade) for your protection. Blade guard assembly moves up and down, can be locked in any position. Saw table tilts and locks at any angle up to 45°. Conveniently-located on-off controls. Foot-brake pedal stops blade when pedal is pushed down, after power is turned off. Blade-belt tension guide for tension control.

With two 11-foot blades; 1/4-inch wide for metal cutting; 3/8-inch wide for wood. Includes two rubber-tires, ball-bearing wheels, miter gauge, 2 miter gauge slots, 2 pulleys, V-belt. Specs. below. *Guaranteed one year... see facing page.*

Order 1-HP, 1725-rpm motor (9 GT 1240C) separately from page 85. Or buy the combination (saw plus heavy-duty motor) below.
F9 GT 2360N*—Without motor. Shpg. wt. 415 lbs. \$895.00

SAW SPECIFICATIONS

- Depth of throat with shroud—17-in.; without shroud—18 in.
- Table size—20x17 in. wide
- Wheel size—each 18 inches
- 7-in., 4-step machine pulley
- 3-in., 4-step motor pulley
- Overall size—75 in. high, 22 1/2 in. wide, 31 in. deep

Rip Fence* for saw (F9 GT 2360N) above. Sent unassembled.
F9 GT 23586—Shipping weight 13 lbs. \$29.95

Saw above with heavy-duty 1-HP motor*. Motor built in. Capacitor-start, 1725-rpm motor pre-wired to magnetic switch. If voltage drops, switch automatically shuts motor off—won't start again until you reset switch. Induction run; fan cooled. Permanently-lubricated ball bearings for long service. Operates on 110-120-volt or 230-volt, 1190 watts, 60-Hertz AC.

F9 GT 2361N—Shipping weight 515 lbs. \$1095.00

***SHIPPING NOTE:** Sent from factory in Cincinnati, O. No C.O.D.'s. Allow extra time. For saws, pay motor carrier or express charges from factory. For fence, allow for shipping and handling charges from your Catalog Merchandise Distribution Center.

Extra 11-foot Blades for saw above. Sent from Boone, North Carolina fcty. No C.O.D.'s. Allow extra delivery time. *Postpaid.*

Width	Catalog Number	Teeth	Cut sizes	Shpg. wt.	Each
For metal					
1/4-inch	F9 GT 27525	18 per inch	0 to 1/4 in.	(8 oz.)	\$6.90
3/8-inch	F9 GT 27526	14 per inch	1/4 to 1/2 in.	(10 oz.)	6.90
1/2-inch	F9 GT 27527	10 per inch	1/2 to 2 in.	(12 oz.)	6.90
For wood					
1/4-inch	F9 GT 27151	6 per inch	Use on woods	(5 oz.)	\$5.20
3/8-inch	F9 GT 27152	6 per inch	to size limit of	(6 oz.)	5.20
1/2-inch	F9 GT 27153	6 per inch	band saw	(8 oz.)	5.20



FOR SAFETY'S SAKE—PROTECT YOUR EYES
See page 116 for safety glasses

Sears Has a Credit Plan to Suit Most Every Need
See Big Book or ask for details



Need a machine that'll turn metal, wood or plastic?

This 6-in. Lathe gives you 8 speeds and 4 feeds.. enough to make all these products and more with proper attachments



\$369⁰⁰ without motor, bit, attachments

Accuracy-tested to cut steel stock to a tolerance of 1/1000 inch



Complete Manual of Lathe Operations

2 Both beginners and experienced machinists will find this book helpful. Valuable hints on lathe care, operations, attachments. Includes machinists' tables, drawings, diagrams. Paperbound with index tabs. 258 information-packed pages. 9 GT 2925—Shipping wt. 1 lb. 4 oz.\$4.99

Sears Has a Credit Plan to Suit Most Every Need
See Big Book or ask for details

1 Turn blueprints into products with this CRAFTSMAN® back-gear lathe. Expand your skills to new, wider fields of interest. Turn, mill, drill, grind and bore iron or steel. Shape wood, plastics, alloys and soft metals into form. Wind springs and electrical coils. Cut precision threads. You can even repair or replace parts for machinery.

Be as creative as you feel—design wood or metal spindles for railings, furniture, room dividers or lamp bases. Porous-bronze back gears reduce spindle speeds for heavy or large diameter work. Compare features and specs, at right with other lathes in this price range.

Includes 2-step motor pulley; 4-step machine pulley; two 60° centers; 9 threading gears; V-belt; 4 wrenches. Use minimum 1/3-HP, 1725-rpm motor (not included), see motors on page 84. Guaranteed 1 year... see page 106. Table top, metal work piece, bit not included. 9 GT 2120N—Shpg. wt. 90 lbs. \$369.00

MORE FEATURES AND SPECIFICATIONS

- Permanently lubricated ball bearings absorb the load... help keep friction at minimum level for long, accurate service
- Thread dial simplifies thread cutting... shows you the exact time to engage half-nuts for each successive cut
- Cuts 8 to 96 standard threads per inch... right or left hand
- Micrometer-graduated feed screw collars with locks for quick dialing
- Base of compound rest swivels 180°... locks in any position
- Semi-steel bed cast in 1 piece... ways align to 1/1000 inch
- **Capacity:** 6-inch swing over bed; 6-inch swing over saddle wings; 3 3/8-inch swing over cross slide; 19 1/4 inches between centers
- **Carriage:** manual cross feed plus power assist for reversible, longitudinal feeds; 4 3/4-inch cross slide travel; 3/8-in. diameter feed screw with Acme thread; 1 3/4-in. compound rest travel; 1 1/2 x 3/4-in. slot in tool post takes 3/8-in. bits or holder for 3/16-in. bits
- **Headstock:** 1 1/2-in. spindle hole; 3/2-in. collet capacity; 1-in. diameter spindle nose with 10 pitch NS thread; No. 2 Morse Taper
- **Tailstock:** 3/4-in. diameter spindle bored for Number 1 Morse Taper; 1 1/4-inch spindle travel; 3/16-inch tailstock setover for taper turning
- **Feeds:** .0024-inch, .0039-inch, .0048-inch, .0078-inch
- **Speeds:** 55, 120, 190 and 300 rpm in back-gear drive; 430, 900, 1450 and 2300 rpm in direct drive
- Overall dimensions measure 11 in. high x 17 1/2 in. deep x 34 in. long
- Mounting dimensions measure 4 3/4 inches wide x 27 15/16 inches long

Precision 12¼-inch Metal Turning Lathe gives you 16 speeds, 54 feeds CUTTING ACCURACY TESTED TO 1/1000 OF AN INCH

Precision-ground bed with thick ways . . .
rib-braced every four inches



MORE FEATURES AND SPECIFICATIONS

- Timken tapered roller bearings absorb both radial and thrust loads . . . help keep friction at a minimum for long, accurate service
- Threading dial shows time to engage half-nuts for successive cuts
- Micrometer graduated feed-screw collars with locks for quick dialing
- Sixty-hole indexing mechanism for dividing operations like fluting
- Semi-steel bed cast in 1 piece; ways align to within 1/1000 of an in.
- 12 pitch back gears at 6 to 1 ratio, oil-impregnated bearings
- **Capacity:** 12¼-in. swing over bed; 12-in. swing over saddle wings; 7¾-in. swing over cross slide; 36 inches between centers
- **Carriage:** reversible power cross, longitudinal feeds; 6½-in. cross slide travel; ½-inch diam. feed screw with 8 Acme threads per inch; 2¼-in. compound rest travel; ⅝x⅞-inch slot in tool post takes ⅝-inch bits or holder for ¼-inch bits
- **Headstock:** 2½-in. spindle bore; ½-in. collet capacity; 1½-in. spindle nose with 8 threads; No. 3 Morse Taper with No. 2 reducing sleeve
- **Tailstock:** 1½-inch diam. spindle bored for Number 2 Morse Taper; 2¾-inch spindle travel; spindle graduated in 1/16ths of an inch from 0 to 3 inches; ¾-inch tailstock setover for taper turning
- **Feeds:** gear box quickly selects 54 feeds from .0042 to .250 inch
- **Speeds:** 28, 45, 70, 83, 112, 134, 211, 345 rpm in back gear drive; 164, 266, 418, 500, 685, 805, 1270, 2072 rpm in direct drive
- Cuts 4 to 240 Standard threads per inch, right or left hand
- Base of compound rest swivels 180° . . . locks in any position

\$1099⁰⁰ Complete with floor model cabinet, without chuck, bit




This back-geared screw-cutting lathe could be the "heart" of your machine shop . . . could help turn engineers' plans into new tools for modern industry. Gives you the capacity to turn metals, plastics, wood. Wind coils, cut threads, repair machine parts. With proper attachments you could turn out a whole range of lathe operations—even at a production pace. Shift instantly to one of 54 feeds or threads. By varying gear train with extra change gears, you get hundreds of additional feeds, including all standard metric threads from .25 to 7mm.

Includes 4-step machine pulley, 2-step motor pulley, "V" belt, two 60° centers, tool post, reducing sleeve for headstock centers, wrenches and instruction/operating manual. (Chuck and bit are not included). Use at least ½-HP, 1725 rpm motor (not included). See motors on page 84.

Floor-model cabinet measures 62½ inches long, has rigid pedestal of ⅜-inch plate steel. Built-in chip pan with drain outlet. Underneath drive. Column encloses motor and countershaft (motor not included). Both countershaft and belt handles extend outside of cabinet. Lever release for quick speed changes. Pay motor carrier or express charges from factory in Kalamazoo, Michigan. Allow extra time for delivery. No C.O.D. orders. *Lathe guaranteed one year . . . Guarantee page 106.*

F9 GT 2899N—Shipping weight 505 pounds . . . \$1099.00

PLAY IT SAFE—PROTECT YOUR EYESIGHT
See page 116 for protective glasses and eye shields



Add versatility to your 6 and 12 $\frac{1}{4}$ -inch metal lathes with these Reversing Switches and Tool Rests

1 Reversing Switch. Gives you the control to stop and reverse split-phase and capacitor motors up to 1-HP. Gives you added control over precision operations such as threading. Operates on voltages up to 55-volts AC. Includes diagram for quick installation. With 2-wire, 8-foot cord. Use with 12 $\frac{1}{4}$ -inch metal-turning lathe.

9 GT 2982—Shpg. wt. 1 lb. 9 oz.\$22.50

2 Reversing Switch. This is designed to fit CRAFTSMAN® 6 and 12 $\frac{1}{4}$ -in. metal lathes. Lets you quickly stop, start and reverse lathe for added control over threading and other jobs. Use with AC single and three phase motors developing a maximum 1 $\frac{1}{2}$ -HP. For up to 550-volts. Includes installation diagram, 2-wire, 8-foot cord.

F9 GT 2018—Shipping weight 5 pounds\$39.50

3 Two-piece Toolrest Set. Allows precision operations in wood, copper, brass, aluminum and plastic using hand-held tools. Mounts quickly in compound rest of 12 $\frac{1}{4}$ -inch metal lathes. Rugged cast-iron construction.

Calibrated top helps you make consistently accurate cuts. Set includes four and twelve inch sizes to match job requirements.

9 GT 2045—Shipping weight 2 lbs. 8 oz.Set \$17.95

9 GT 2044—Shipping weight 1 lb. 6 oz.Set \$12.50

SHIPPING NOTE: "F" items (as F9 GT 2018) from Kalamazoo. Michigan factory. Allow for shipping and handling charges from catalog order plant for items except those marked *postpaid*. Allow extra time. No C.O.D.'s, please.

Universal Tool Post Grinder
... equips 12 $\frac{1}{4}$ -inch metal lathes to grind tools, dies, bearings, shafts and valves


\$250⁰⁰

4 Mounts easily on tool slide of lathe compound rest for precision work. Two speeds, 4900 and 9100-rpm, to give more efficient grinding in soft or hard metals. Heavy-duty spindle.

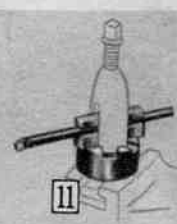

Reliable 3450-rpm motor develops maximum 1 $\frac{1}{4}$ -HP, 110-120-v., 60 Hz., AC. 150 max. idle watts. Unit includes belt, 4-inch external and 1 $\frac{1}{2}$ -inch internal grinding wheels (grind up to 1 $\frac{1}{4}$ -inch external diameters; from 1 $\frac{1}{4}$ to 9 $\frac{1}{4}$ -inch internal diameter). With diamond wheel dresser and quill for internal work.

Always wear protective goggles or a face shield when working with wood or metal lathes. See our complete selection on page 116.

F9 GT 2998—Shipping weight 37 lbs.\$250.00



Accessories for Metal-turning Lathes



5 Milling Attachment. Graduated swivel vise, flat block, V-block. For face-milling, cutting keyways, etc. Use with 6-inch metal lathes. Vise capacity 2 inches. Vertical feed 1 $\frac{3}{4}$ inches. Cross feed 3 $\frac{3}{8}$ inches.

9 GT 2057—Shpg. wt. 8 lbs. 6 oz.\$69.50

For CRAFTSMAN 12 $\frac{1}{4}$ -in. lathe. Vise cap. 2 $\frac{3}{8}$ in. Vert. feed 3 $\frac{3}{4}$ in. Cross feed 5 in.

F9 GT 2987—Shpg. wt. 17 lbs.\$79.50

6 Follower Rest. Mounts back of carriage dovetail slide. For work on long slender rods. For 6-inch metal lathes.

9 GT 2042—Shpg. wt. 3 lbs. 2 oz.\$14.50

For CRAFTSMAN 12 $\frac{1}{4}$ -in. lathe.

9 GT 2988—Shpg. wt. 3 lbs. 4 oz.\$16.75

7 Steady Rest. Clamps to bed ways. Bronze jaws, hinged type. For diameters to 2 $\frac{1}{2}$ inches. For CRAFTSMAN 12 $\frac{1}{4}$ -inch lathe.

F9 GT 20506—Shpg. wt. 10 lbs. \$33.50

As above, but not hinged type. For diameters to 2 $\frac{3}{8}$ inches. For 6-inch metal lathes.

9 GT 2041—Shpg. wt. 3 lbs. 2 oz.\$18.95

8 Lathe Dogs. Forged steel. Use with (9) or (10) at right.

9 GT 21831—1 $\frac{1}{2}$ -in. Wt. 8 oz.\$2.99

9 GT 21832—1 $\frac{1}{4}$ -in. Wt. 10 oz.3.59

9 GT 21833—1-in. Wt. 12 oz.4.35

9 GT 21834—1 $\frac{1}{2}$ -in. Wt. 14 oz.5.19

(9 and 10) **Face Plates.** Use for work which cannot be machined on the center or in the chuck. Fit on headstock spindle. Machined gray-iron casting; slots clamp work or drive lathe dog.

9 5 $\frac{1}{2}$ -inch diameter. For 6-inch metal lathes with 1-inch 10 thread spindle. With 4 slots.

F9GT21405—Shpg. wt. 2 lbs.\$10.95

10 8 $\frac{1}{2}$ -in. diameter. For 12 $\frac{1}{4}$ -inch lathes, lathes with 1 $\frac{1}{2}$ -inch 8-thread spindle. 8 slots.




9 GT 24755—Shpg. wt. 7 lbs.\$19.50

11 Boring Tool Holder. For 6-in. metal lathes. With clamp ring, V-block, plain block and 1 $\frac{1}{2}$ -in. high-speed boring tool. Slots hold boring tools of 3 $\frac{1}{16}$, 1 $\frac{1}{8}$, 3 $\frac{1}{4}$, 1 $\frac{1}{2}$ -in. diameter.

F9 GT 1515—Wt. 1 lb.\$11.49

Same as (11) but for 12 $\frac{1}{4}$ -in. lathes. Clamp ring has 1 $\frac{1}{4}$ -in. outside diam., 1 $\frac{1}{16}$ in. inside diam.; V-block and plain block; 1 $\frac{1}{2}$ -in. boring tool. Clamp ring with 3 slots—holds 3 $\frac{1}{16}$, 1 $\frac{1}{8}$, 3 $\frac{1}{4}$, 1 $\frac{1}{2}$ -in. diam. tools.

F9 GT 1511—Wt. 1 lb.\$11.49



Lathe Tool Holders. Forged steel, without bit.

Type	Catalog No.	Bit size	Fits Metal Lathe	Wt.	Each
12 Straight	9 GT 2033	3 $\frac{1}{8}$ -inch	Craftsman 6-in. lathe	8 oz.	\$4.59
13 Straight	9 GT 2198	1 $\frac{1}{2}$ -inch	Craftsman 12 $\frac{1}{4}$ -in. lathe	10 oz.	5.69
14 Left hand	9 GT 2035	3 $\frac{1}{8}$ -inch	Craftsman 6-in. lathe	8 oz.	4.59
15 Right hand	9 GT 2194	1 $\frac{1}{2}$ -inch	Craftsman 12 $\frac{1}{4}$ -in. lathe	10 oz.	5.69
16 Right hand	9 GT 2034	3 $\frac{1}{8}$ -inch	Craftsman 6-in. lathe	8 oz.	4.59
17 Knurling	9 GT 2192	1 $\frac{1}{2}$ -inch	Craftsman 12 $\frac{1}{4}$ -in. lathe	10 oz.	5.69
18 Knurling	9 GT 2036	3 $\frac{1}{8}$ -inch	Craftsman 6-in. lathe	10 oz.	10.95
19 Cutoff	9 GT 2202	1 $\frac{1}{2}$ -inch	Craftsman 12 $\frac{1}{4}$ -in. lathe	13 oz.	11.95
20 Cutoff	9 GT 2037	3 $\frac{1}{8}$ -inch	Craftsman 6-in. lathe	10 oz.	5.69
21 Threading	9 GT 2200	1 $\frac{1}{2}$ -inch	Craftsman 12 $\frac{1}{4}$ -in. lathe	12 oz.	6.75
22 Threading	9 GT 2031	3 $\frac{1}{8}$ -inch	Craftsman 6-in. lathe	10 oz.	9.99
23 Threading	9 GT 2198	1 $\frac{1}{2}$ -inch	Craftsman 12 $\frac{1}{4}$ -in. lathe	12 oz.	10.95

Replacement Blades. For cutoff tools. See (16) above.

9 GT 2009—For 9 GT 2037. Shipping weight 2 ouncesEach \$3.19

9 GT 2238—For 9 GT 2200. Shipping weight 4 ouncesEach 3.49

18 Tool Post Sets. 4 boring bars; internal, external threading; external turning tools; spacer, V-block. For 6-in. lathe.

9 GT 2038—Shipping weight 1 poundSet \$25.79

For CRAFTSMAN 12 $\frac{1}{4}$ -in. metal lathe.

9 GT 2189—Shpg. wt. 2 lbs. 2 oz.Set \$29.99

19 Boring Tool Set. Includes 1 $\frac{1}{4}$, 3 $\frac{1}{8}$ -inch boring, and 1 $\frac{1}{2}$ -inch threading tools. Also includes V-block. For 6-inch metal lathes.

9 GT 2008—Shipping wt. 4 oz.Set \$11.95

20 6-piece Formed Tool Bit Sets. Threading bit; left-hand and right-hand facing bits; left-hand, right-hand, round-nose turning bits. Made of high-speed steel for lasting strength. All bits 1 $\frac{1}{4}$ -inch size.

9 GT 2205—Shipping weight 5 oz.Set \$5.50

21 Carriage Stop. Clamps to bed way of 6-inch or 12 $\frac{1}{4}$ -inch metal lathes.

Shipping weight 2 pounds.

F9 GT 2185—Shipping weight 5 oz.\$15.90

22 Cross Slide Stop. Designed to show depth at which to stop cross feed. Slide stop is not intended to stop the cross feed automatically. To install, clamp the cross slide stop to dovetail. Fits 12 $\frac{1}{4}$ -inch metal-turning lathes. *Sent postpaid.* See Shipping Note above.

F9 GT 1510—(Shpg. wt. 8 oz.)\$10.95

23 Clamp-type Dog. Handles square, round, rectangular and hexagonal work. Clamp bars carefully machined and hardened—screws heat treated for long wear. For 12 $\frac{1}{4}$ -inch and 6-inch metal lathes. Jaws open to 2 inches.

F9 GT 1512—Shpg. wt. 1 lb.\$15.49

24 Angle Plate. For 12 $\frac{1}{4}$ and 10-inch metal lathes. Simplifies off-center work and the machining of odd-shaped pieces. Bolt to face plate. Horizontal face measures 6x4 $\frac{1}{2}$ x5 $\frac{1}{2}$ inches. Vertical face measures 6x2 $\frac{1}{2}$ x5 $\frac{1}{2}$ inches.

F9 GT 1509—Shipping wt. 10 lbs.\$16.95

25 Woodruff Keyway Cutters. With 1 $\frac{1}{2}$ -inch shank. *Sent postpaid.* (Shipping weight each 9 ounces.)

Catalog No.	Diameter	Thickness	Each
F9 GT 29981	1 $\frac{1}{2}$ in.	3 $\frac{1}{16}$ in.	\$8.25
F9 GT 29982	1 in.	3 $\frac{1}{16}$ in.	8.99
F9 GT 29983	1 in.	1 $\frac{1}{16}$ in.	11.25
F9 GT 29984	1 $\frac{1}{2}$ in.	1 $\frac{1}{16}$ in.	12.95
F9 GT 29985	1 $\frac{1}{2}$ in.	3 $\frac{1}{16}$ in.	14.50

Chucks, Arbors, Lathe and Milling Accessories

CRAFTSMAN®

Independent 4-jaw Chucks

Low as **\$49.00**

Precision-made for high performance and accuracy. Chuck body semi-steel cast with deep jaw slots for great strength and bearing surface. All four reversible jaws work independently. Especially useful for holding irregularly shaped pieces. Large jaw screw. T-handle wrench. Will fit lathe spindles as indicated below. Made in England.

Catalog Number	Will fit spindle	Diam.	Shipping weight	Each
9 GT 2155	3/4-inch by 16-thread	4 in.	4 lbs.	\$49.50
9 GT 2159	1-inch by 10-thread	4 in.	3 lbs. 14 oz.	49.00
9 GT 2150	1 1/2-inch by 8-thread	6 in.	10 lbs.	72.50
9 GT 21581	1 1/2-inch by 8-thread	8 in.	14 lbs.	89.00



Replacement Electric Drill Chucks

Low as **\$5.29**

1 Three jaw keyed chuck for Sears and other electric drills. Key is included. Heavy-duty steel.

Catalog Number	Fit Threads	Capacity	Shipping weight	Price
9 GT 2975	1/4 or 3/8-in. x 24	1/16 to 3/8 in.	15 oz.	\$5.29
9 GT 2980	1/2-in. x 20	3/16 to 1/2 in.	1 lb.	6.99

Chuck Keys for electric drills

Low as **\$59c**

2 Fits geared chucks on Jacobs, Supreme or Sears electric drills listed below. Heavy-duty steel.

Catalog Number	Fits Jacobs Chuck	Supreme Chuck	Sears Chuck	Shpg. wt.	Each
9GT2051	1.1A.1BS	1A.1T1	9-2972	4 oz.	59c
9GT2073	7.7B.7-1A	H17A.4A.4B.4C.4T1.4T2	9-2979 9-2976	7 oz.	79c
9GT2058	MC1.MC2.U4G	B1A.B80A.BM1A.S80A	9GT2975 9-29721	4 oz.	59c
9GT2059	MC4K61	B13A.B14T33.B14B.B16B.B16A.B16T33	9-2973 9GT2980	4 oz.	79c

CRAFTSMAN® Universal 3-jaw Lathe Chucks

Low as **\$84.50**

Superior quality, heavy-duty self-centering type. Jaws controlled by single screw and pinion gear... perfect for centering work every time. Body casting of semi-steel. Alloy metal scroll, alloy steel pinion. Alloy steel jaws with raised steps heat-treated and hardened. With inside and outside gripping jaws. T-handle chuck wrench. Will fit lathe spindles as indicated below. Made in England.

Cat. No.	Will fit spindle	Diam.	Shpg. wt.	Each
9 GT 21407	1-inch by 10-thread	4 in.	5 lbs. 8 oz.	\$84.50
9 GT 2165	1 1/2-inch by 8-thread	5 in.	9 lbs.	93.50
9 GT 2168	1 1/2-inch by 8-thread	6 in.	12 lbs. 2 oz.	112.50



Wear protective goggles or face shields and other safety equipment... a decision for safer vision. See complete selection of safety equipment on page 116.



Milling Accessories

3 Milling Cutter Holder. 1/2-inch arbor included. For lathe 9 GT 2120N, former 9-2140 only. F9 GT 21408—Shipping weight 2 pounds.....\$17.95

FOR CRAFTSMAN 12 1/4-inch lathe. F9 GT 29945—Shipping weight 3 pounds..... 21.50

Set of 4 Bushings. For use with 1/4, 3/16, 5/8 and 7/16-in. end mills. Comes 4 in set. Postpaid. F9 GT 2985—(Shipping weight 8 ounces)....Set \$5.95

4 Arbors for milling cutter holder (3). Needed to adapt angular cutters. Postpaid. (Wt. 3 oz.) F9 GT 1566—For 3/8-in. x 24-thread cutter.....\$5.95 F9 GT 1567—For 1/2-in. x 20-thread cutter..... 5.95


5 Angular Cutters. Face mill, dovetail, cut angles less than 90°. Included angle of 60°. Threaded hole adapted to fit milling holders F9GT29945 or F9GT21408 above with arbors F9GT1566, F9GT1567, above. Sent postpaid.

3/8-inch thick (3/8-in. x 24-thread hole.) F9 GT 29951—1 1/4-in. diam. (Wt. 9 oz.).....\$19.95

1/2-inch thick (1/2-in. x 20-thread hole.) F9 GT 29952—1 1/2-in. diam. (Wt. 9 oz.).....\$22.95

6 R.H. Spiral End Mills. For slots. Held in milling holder F9GT29945 or F9GT21408 with bushing F9GT2985. Postpaid. (Wt. ea. 9 oz.)

Catalog Number	Diameter	Length flute	Each
F9 GT 29971	1/4 in.	3/8 in.	\$6.29
F9 GT 29972	3/16 in.	1/2 in.	6.75
F9 GT 29973	3/8 in.	3/4 in.	6.99
F9 GT 29974	1/2 in.	7/8 in.	7.49
F9 GT 29975	3/4 in.	1 1/8 in.	8.19



7 Work Arbors with Chuck. Rugged 3-jaw screw-on type. 1/2-inch capacity; 1/2-inch x 20-thread. Morse taper on arbor's shank end.

9 GT 22342—No. 1 Morse taper. Wt. 1 lb. 8 oz.....\$5.15

9 GT 22472—No. 2 Morse taper. Wt. 1 lb. 10 oz..... 5.15

8 Work Arbor. Converts motor into grinder, polisher, etc. Get more use from your motor at little extra cost. 3 3/4 inches long. 2 3/8-inch spindle with 1/2-inch x 20-thread. Arbor is made of carbon steel. Steel flanges.

9 GT 21643—1/2-inch bore. Shipping wt. 14 oz.....\$2.35

9 GT 21644—3/8-inch bore. Shipping wt. 14 oz..... 2.35

9 Tailstock Cup Centers for wood turning.

9 GT 21002—No. 1 Morse taper. Wt. 5 oz.....\$2.40

9 GT 21012—No. 2 Morse taper. Wt. 6 oz..... 2.59

10 CRAFTSMAN Keyless Chucks. Tough 3-jaw screw-on type with knurled surface for firmer grip. Fit 1/2-inch x 20-thread spindle.

9 GT 22482—1/4-in. capacity. Shpg. wt. 7 oz.....\$1.95

9 GT 22562—1/2-in. capacity. Shpg. wt. 13 oz..... 2.60

11 Work Arbors. Two steel flanges. Nut on head end for clamping wheels. 1/2-inch x 20-thread.

9 GT 21532—No. 1 Morse taper. Wt. 11 oz.....\$2.60

9 GT 21522—No. 2 Morse taper. Wt. 13 oz..... 2.60

12 Spur Centers. Use for wood turning. 9GT21062—No. 1 Morse taper. Wt. 6 oz.....\$2.59

9GT21072—No. 2 Morse taper. Wt. 9 oz..... 3.20

13 Screw Centers. Use for woodworking.

9GT21162—No. 1 Morse taper. Wt. 8 oz.....\$3.60

9GT21152—No. 2 Morse taper. Wt. 12 oz..... 3.60

14 60-degree Centers. Use for metal turning.

9GT21102—No. 1 Morse taper. Wt. 5 oz.....\$2.20

9GT21112—No. 2 Morse taper. Wt. 6 oz..... 2.59

15 Crotch Center. For cross drilling round work. V-slot. Steel. No. 2 Morse taper.

9 GT 21142—Shipping weight 1 lb. 2 oz.....\$3.60

16 High-speed Center Drill. Shpg. wt. ea. 2 oz.

9 GT 20801—7/16-in. size; 1/4-in. body.....\$1.59

9 GT 20802—1/2-in. size; 3/16-in. body..... 1.69

17 Precision Ball-bearing 60° Center. For hardwood, metal. Use with high speeds.

9 GT 21122—No. 1 Morse taper. Wt. 11 oz.....\$5.60

9 GT 21132—No. 2 Morse taper. Wt. 13 oz..... 6.20

18 Adapter Sleeve. To reduce from No. 2 Morse taper to No. 1 Morse taper.

9 GT 21612—Shipping weight 7 ounces.....\$3.90

SHIPPING NOTE: "F" items (as F9 GT 21408) from Kalamazoo, Michigan. Allow for shipping, handling charges from Distribution Center unless marked "Postpaid". Allow extra time. No C.O.D.'s.

CRAFTSMAN® Bench Grinders..

Grinder Attachments and Accessories

1 Grinder Tool Holder. For smooth, even sharpening of tools, blades, scissors, screwdrivers. Holds work at angle you set for precise accuracy. Hollow or conventional grind with less effort than hand sharpening. Guide lets you sharpen long knives and garden tools. With fine feed adjustment and 4-inch travel. Steel and aluminum construction. Includes instruction booklet. Fits CRAFTSMAN grinders except former 9-1964, 9-1967N.
9 GT 19495—Shipping weight 4 lbs. 15 oz.\$14.50

2 Grinding-wheel Dresser. High-carbon steel cutters. Dresses shapes, and removes glaze from abrasive wheels. 12 inches long.
9 GT 6492—Shipping weight 2 lbs. 2 oz.\$2.29

Extra Cutters for (2). Package of 4.
9 GT 6495—Shipping weight 2 ouncesPkg. 39c

3 CRAFTSMAN Buffing Wheels. Spiral-sewed muslin, raked edges. Thick 30 layers. Thread count 64x64-in. Fits 1/2 or 3/8-in. shafts. Use 2 or more for wider areas. Use buffing compound (4) sold below.

9 GT 64933—4-in. diam. Wt. 3 oz.99c
9 GT 64931—6-in. diam. Wt. 6 oz.\$1.29
9 GT 64932—8-in. diam. Wt. 8 oz.1.69

4 CRAFTSMAN Buffing Compound. Set of four 3-ounce bars; emery (black); Tripoli (brown); red rouge and white. Use with buffing wheel (3) above.

9 GT 2896—Shpg. wt. 1 lb. 8 oz. ...Set \$1.29

CRAFTSMAN Buffing Compound (not shown). Designed to be used for buffing metals or plastics. 3-ounce bar.

9 GT 2865—Shpg. wt. 8 oz.Bar 75c

White Rouge Buffing Compound (not shown). For buffing stainless steel, aluminum, cast brass, chromium and similar finishes. 3-ounce bar.

9 GT 2860—Shpg. wt. 8 oz.Bar 55c

5 CRAFTSMAN Wire Scratch Wheels. Use on grinders, polishing heads and mandrels to remove rust and paint, deburr, etc. Steel wire. Use 2 or more in tandem. Widths in table are approximate.

Catalog Number	Diam. (in.)	Width (in.)	Arbor Hole	Weight lbs. oz.	Each
Coarse					
9 GT 64811	4	2 1/8	1 1/2	11	\$1.45
9 GT 64812	6	2 1/8	1 1/2	15	1.85
9 GT 64816	7	1 9/16	1 1/2	1	3 2.45
9 GT 64813	8	1 1/16	1 1/2	1	10 2.45

Fine					
9 GT 64823	4	3/8	1 1/2	11	1.65
9 GT 64824	6	10/16	1 1/2	15	1.97
9 GT 64815	7	1/2	1 1/2	1	3 2.65

Wide-Face Coarse Wheels					
9 GT 64834	6	1	1 1/2	12	3.95
9 GT 64835	8	1 1/8	1 1/2	3	5.69

1 1/2-inch center hole bushed for 3/8 in.

1 1/2-inch center hole bushed for 1/2 inch.

6 CRAFTSMAN Commercial Production Wire Wheel. Two sections. For deburring, finishing, cleaning, rust removal, roughing of metal. Heavy-duty steel and carbon steel wire. Measurements: 6-in. diameter face, 3/4-in. thick, 3/8-in. arbor hole.
9 GT 64814—Shipping wt. 1 lb. 14 oz. ...\$5.79

7 CRAFTSMAN Drill Bit Grinding Attachment. Holds bits at proper angle for reshaping. Locking angle adjustment. Aluminum frame. For twist drill sizes 1/8 to 3/4-in. No. 1 to 30, A to Z and 3 to 19mm. Use with wheel (8) below.
9 GT 6677—Shipping wt. 2 lbs. 8 oz.\$9.99

8 Grinding Wheel. For reshaping bits. Six-in. diam., 1 1/2-in. thick. Fits 3/4, 1/2 or 3/8-in. arbors on bench grinders.
9 GT 6420—Shpg. wt. 3 lbs. 2 oz.\$3.97

9 CRAFTSMAN Commercial Twisted-end Brush. Removes heavy rust, corrosion, carbon buildup. Runs to 2000 rpm. Made of steel and carbon steel wire. 1/4-inch shank; 1 1/4-in. in diameter.
9 GT 64842—Shipping weight 9 oz.\$2.77



Exhaust Chutes on each wheel give efficient venting of grinding dust and debris

Protect your eyes
Wear safety goggles:
see our
complete selection
on page 116

**CRAFTSMAN®
COMMERCIAL**

Industrial-type Grinder
with two 8x1-in. wheels
...capacitor-start motor

\$107⁵⁰

10 Provides all the power and performance you need for home workshop, farm, service station and even tool room production use. Rugged 3450-rpm induction motor with direct drive...no belts or brushes to replace. Includes one medium-fine and one medium-coarse aluminum-oxide grinding wheel. Flexible 16-in. gooseneck lamp directs light where you need it. Clear polymer, shatter-resistant shields help protect against flying particles. Adjustable tool rests for angle grinding.

Aluminum housing, cast-iron base with rubber mounts help smooth vibration. Removable wheel guards, spark arrestors and built-in quench tray. On-off switch in front. Wide 12-in. wheel clearance. Measures 16 3/4 x 12 in. high. Shaft: 3/8-in. x 18-thread. With 8-ft. cord. 110-120 and 230-v., 60 Hz. AC. Maximum idle watts: 245. UL listed. Free-replacement guarantee, p. 113.
9 GT 1945L—Shpg. wt. 50 lbs.\$107.50

11 Pedestal Stand. For all 1/4, 1/2, 3/4 and 1-HP CRAFTSMAN Grinders. Fits all grinders shown on these two pages. Heavy-duty construction. Tubular steel post, 2 3/4-in. diameter, 32 1/2-in. high. Pre-bored platform. Cast iron base bolts to floor. Without bolts.
9 GT 2964C—Shpg. wt. 33 lbs.\$28.50

*Grinder HP rated according to NEMA industry performance standards

you get high performance with low maintenance because the aluminum housings seal out dust... permanently lubricated ball bearings help cut friction to prolong motor life

Use your CRAFTSMAN® Grinder to perform the jobs at right and many more:

- Rough grind
- Finish grind
- Sharpen tools
- Remove rust
- Remove paint
- Buff and polish

Heavy-duty Grinder with two 7x1-inch wheels and capacitor-start motor

\$92⁰⁰

1 Powerful 3450-rpm induction motor with direct drive for the performance you need to handle most every job in your workshop. Motor has no power robbing belts or brushes, to replace so you get long, dependable service. Includes one medium-coarse and one medium-fine aluminum-oxide grinding wheel. Flexible 16-in. gooseneck lamp pinpoints light for precision work. Dual exhausts help vent grinding dust away from you. Adjustable polycarbonate eye shields help protect eyes against dust, debris.

Rubber housing mounts help cut vibration. Removable wheel guards, spark arrestors, and quench tray. On-off switch conveniently on front of unit. Big 12-in. clearance between wheels. Measures 8³/₄x11 in. high. Shaft 1/2-in. x 20-thread. 8-ft. cord. 110-120 and 230-v., 60 Hz. AC. Maximum idle watts: 235. UL listed. See Free-Replacement Guarantee below. Play it safe... wear protective goggles or shields; see complete selection on page 116.

9 GT 1944C—Shipping weight 37 pounds\$92.00



Grinder with two 6x3/4-in. wheels and split-phase motor

\$78⁵⁰

2 Direct-drive, 3450-rpm motor for steady power and a minimum of maintenance. With one medium-coarse and one medium-fine aluminum-oxide grinding wheel. Big 15-in. gooseneck lamp provides direct lighting where you need it. Polycarbonate eye shields adjust to help protect eyes against dust, debris.

Housing rubber-mounted for low vibration. Removable wheel guards for cleaning or wheel change. Spark arrestors, quench tray. Front-mounted on-off switch. Wide 11¹/₄-inch clearance between wheels. Grinder measures 16¹/₄x11 in. high. Shaft: 1/2-in. x 20-thread. 6-ft. cord. 110-120-v., 60 Hz. AC. Maximum idle watts: 150. UL listed. See Free-Replacement Guarantee below.

9 GT 1958C—Shipping weight 28 pounds\$78.50



Grinder with two 6x1/2-in. wheels and split-phase motor

\$54⁵⁰

3 Direct drive, 3450-rpm motor uses no power robbing belts or brushes that often need replacing. You get more than enough power to handle most workshop jobs. Complete with two aluminum-oxide grinding wheels: one fine, one medium. Adjustable polycarbonate eye shields help protect you from flying chips and dust. Multi-position tool rests adjust to most convenient working angles.


Side guards remove to change wheels. Spark arrestors for burn protection. On-off switch located on front of grinder. Big 11¹/₄-inch clearance between wheels. Measures 15¹/₂x10-inches high. Shaft 1/2-inch x 20-thread. 6-ft. cord. 110-120-v., 60 Hz. AC. Maximum idle watts 150. UL listed. See Guarantee below.

9 GT 1940C—Shipping weight 26 pounds\$54.50

*HP rated according to NEMA Industry Performance Standards

GUARANTEE: We will replace grinders free of charge, if defective in material or workmanship, within the time period specified (1 year for CRAFTSMAN grinders, 90 days for non-craftsman grinders).


This guarantee service is available through any of our Sears stores or service centers throughout the United States or Canada.



**Sears Has a Credit Plan
to Suit Most Every Need**

See Big Book or ask for details

As rugged as the men who wear them . .



Double fabric
in knee area
for long wear

CARHARTT® Brown Duck Work Clothes for construction, electrical and other related jobs

- Heavyweight 100% cotton fabric for comfort and long wear . . snag and wind resistant
- Excellent for workers who prefer clothing of natural fibers rather than synthetics

- Machine washable at warm temperature — pre-shrunk . . maximum fabric shrinkage 2%
- Sturdy copper rivets or thread bartacks at stress points. Union made

The Quilt-lined Coveralls

SIZED TO BE WORN
OVER SHIRT AND PANTS

\$40⁰⁰ each Short,
Regular or
Tall sizes

1 Sturdy all-cotton brown duck shell is water-repellent treated. Warmly lined with red nylon quilted to Dacron® polyester fiberfill. Bi-swing pleated action back for greater freedom. Comfortable cotton corduroy lined collar. Reinforced stress points. Triple-stitched main seams. Two adjustable tabs at waist. Pockets: two chest with zip closure; two lower slash; two reinforced back patch. Adjustable snap cuff and leg closure. Heavy-duty 2-way zip front. Machine wash, warm, or dry clean. Collar has snaps to accommodate hood (9), right.

Short (5 feet 3 inches to 5 feet 7 inches). Shpg. wt. 4 lbs. 4 oz.
C51 GT 14491F—State even chest size 38 to 46 inches \$40.00

Regular (over 5 ft. 7 in. to 5 ft. 11 in.). Shpg. wt. 4 lbs. 4 oz.
C51 GT 14492F—State even chest size 36 to 50 inches \$40.00

Tall (over 5 ft. 11 in. to 6 ft. 3 in.). Shpg. wt. 4 lbs. 4 oz.
C51 GT 14493F—State even chest size 38 to 46 inches \$40.00

The Pile-lined Vest **\$12⁵⁰**

2 Rugged all-cotton brown duck shell is treated to repel water. Warm lining of acrylic pile on cotton backing. Two horizontal slash front pockets with eight elastic shot-gun shell loops inside. Reinforced stress points. Triple-stitched main seams. Extra-long back for added comfort and protection. Zip front. Machine wash, warm, or dry clean.

Sizes S(34-36 in. chest); M(38-40 in.); L(42-44 in.); XL(46-48 in.).
C51 GT 14481F—State S, M, L or XL. Shpg. wt. 1 lb. 5 oz. \$12.50

The Work Jeans **\$14²⁹**

3 Reinforced at all stress points with copper rivets. Triple-stitched main seams. Sturdy double-fabric front to below knee area. Reinforced back pockets. Rule and tool pocket on right leg. Utility pocket and hammer loop on left leg. Convenient coin pocket. Zip fly.

Please state waist size, then inseam size from this Chart.

Waist, inches . . .	30, 42, 44, 46	32, 40	34, 36, 38
Inseam, inches . .	30, 32	28, 30, 32	28, 30, 32, 34

C51 GT 12201F—Shipping weight 2 pounds \$14.29

The Bib Overalls **\$16²⁹**

4 Full back styling with elastic suspenders for greater freedom. Reinforced at all stress points with copper rivets. Triple-stitched main seams for additional strength. Double-fabric knee. Convenient tool pocket and hammer loop. Reinforced back pockets. Button fly.

Please state waist size, then inseam size from this Chart.

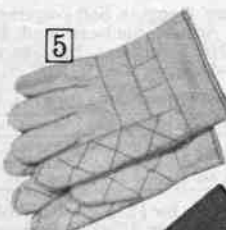
Waist, inches . . .	32, 48	34, 36, 38, 40	42, 44, 46
Inseam, inches . .	30, 32	28, 30, 32, 34	28, 30, 32

C51 GT 12431F—Shipping weight 2 pounds 10 ounces \$16.29

Hot Mill Gloves

5 100% cotton flannel. Double-ply 24-oz. palm, thumb, inside fingers and heel in protective diamond-quilted layers. Single-ply finger backs with sturdy knuckle strap. Easy on-and-off band top styling. White with red stitching.

One size fits all. Package of 3 pairs. Wt. package 1 lb. 2 oz.
C51 GT 25948 Package \$5.95



Welders' Gloves


6 Rugged side split cowhide leather for long wear. Cotton canvas gauntlet cuff treated to resist flames. Full cotton flannel lined for comfort. Swing-style thumb for dexterity. Pearl gray.

One size only (10-10½).
C51 GT 26021—Wt. 13 oz. \$5.95



The Outerwear

Choice of blanket-lined Jacket,
Coat or Hood, or unlined Coat



Hood **\$5²⁵**

Blanket-lined
Jacket

\$20²⁵

Blanket-lined
Coat

\$21⁰⁰

Unlined
Coat

\$16²⁰

(7 and 8) Long-wearing all-cotton brown duck with warm blanket lining of acrylic and other fibers. Reinforced stress points. Triple-stitched main seams. Bi-swing pleated action back. Cotton corduroy lined collar. Adjustable cuffs. Collar snaps are positioned to accommodate matching hood (9) below.

Please state chest size 36, 38, 40, 42, 44, 46, 48 or 50 inches on order.

7 Lined Jacket. Two slash front pockets. Chest pocket with zipper closure. Waist length. Zipper front. Wt. 2 lbs. 12 oz.
C51 GT 14472F \$20.25

8 Lined Coat. Four patch pockets. Inside chest pocket. Button front. Hip length.
C51 GT 14473F—Shpg. wt. 3 lbs. 2 oz. \$21.00
Unlined Coat. As (8) above, but no lining.
C51 GT 14484F—Shpg. wt. 2 lbs. 2 oz. \$16.20

9 Matching snap-on blanket-lined Hood. All-cotton brown duck shell with warm blanket lining of acrylic and other fibers. Drawstring adjustment with aluminum eyelets. Snap-on strip helps protect mouth against cold. Snaps onto coordinated coveralls (1) at left, jacket (7) and coats (8) above.
C51 GT 14478—One size fits all. Shipping weight 8 ounces \$5.25

*Reg. DuPont T.M.

PLAY IT SAFE! Wear CRAFTSMAN® Personal Safety Equipment on the job or in your shop



Protective Face Shield

Protect yourself from flying particles, heat and chemical splash. Sturdy, lightweight, moistureproof. Withstands temperatures from -50° F to plus 250° F. Heavy-duty polycarbonate window—set away from your face for clearance over personal glasses. Slotted window fasteners allow expansion and contraction without distorting window. Adjust to fit heads of different sizes. Vulcanized crown deflector.

Clean with soap and water. Replaceable window. Window measures 8x11½ inches.

9 GT 18613—Wt. 1 lb. 1 oz.\$4.89

Shield Replacement Window. For face shield above.

9 GT 18614—Shpg. wt. 5 oz.\$2.15

Only **\$4.89**



Eye Protectors Low as **\$1.85** Mask goggles

(1 thru 3) Helps protect your eyes against flying chips, sawdust, dust particles, pesticide mist and paint spray. Impact-resistant polycarbonate windows provide clear, unobstructed vision.

1 Industrial Impact Goggles. Adjustable bridge and headband for comfortable fit. With perforated side shields to reduce fogging and provide maximum ventilation.

9 GT 1860—Shipping weight 7 ounces.\$3.89

9 GT 18615—As (1), but fit over personal glasses. Shpg. wt. 9 oz.4.59

2 Industrial Safety Glasses. Saddle-type bridge fits all noses.

9 GT 1854—Shipping weight 5 ounces.\$4.59

9 GT 1855—As (2), but with mesh side shields. Shpg. wt. 5 oz.5.09

3 Flexible Mask Goggles. Wide .050-inch lens. Fit over regular glasses. Perforated sides reduce fogging, provide ventilation.

9 GT 1859—Shipping weight 7 oz.\$1.85

9 GT 18591—Extra lens for (3). Shipping wt. 3 oz.88c

Hearing Protectors

Low as **\$7.39** For moderate noise levels

(4 and 5) Helps protect against harmful effects of noise caused by power equipment, farm machinery, aircraft engines, drills, air compressors, firearms, chain saws. Muff-type multi-position. Adjustable to be worn over head, behind head or under chin. Contour-shaped ear cups match bone structure around ear for secure noise seal, comfortable fit. Air-controlled seals filled with foam material. Self-adjusting.

4 For high noise levels.

9 GT 1868—Wt. 1 lb.\$9.85

5 For moderate noise levels.

9 GT 1869—Wt. 13 oz.\$7.39



Respirators Low as **\$3.89**



6 Insecticide Respirator. Helps protect you from dust, vapor of common insecticides. Adjustable rubber headband. Replaceable cartridge filter.

9 GT 18571—Shipping weight 1 pound 3 ounces.\$9.87

9 GT 18572—Extra Filters for (6). Pkg. of 2. Shpg. wt. 8 oz.Pkg. 2.89

Paint Spray Respirator. As above, but for latex base paint, lacquers, epoxys.

9 GT 18573—(Not for use with ammonia). With cartridge. Wt. 1 lb. 2 oz.\$12.75

9 GT 18574—Extra Cartridge for 9 GT 18573. Pkg. of 2. Wt. 8 oz.Pkg. 3.55

7 Organic Vapor Respirator. For painting, degreasing or cleaning jobs with solvents. Replaceable filter-cartridge. Washable cotton face cover.

9 GT 1871—(Not to be used as gas mask.) Shpg. wt. 10 oz.\$7.35

9 GT 18762—Extra cartridge for (7) with 5 pre-filters. Wt. 5 oz.Pkg. 1.95


Dust and Mist Respirator. As above, but for pollens, grains, cotton, wood.

9 GT 1856—Shipping weight 9 ounces.\$6.25

9 GT 18565—Extra Filters for 9 GT 1856. Pkg. of 5. Wt. 6 oz.Pkg. 1.17

8 Dust Respirator. Protects you from cement, sawdust, grains, charcoal, pollens. Soft rubber face piece. Rubber headband. Reusable filter.

9 GT 1872—Shipping weight 5 ounces.\$3.89



Welding Body Protectors

9 Industrial Welders' Helmet. Ratchet-type head adjustment. With slide-in, lift-front plate holder. With cover lens, No. 10 filter.

9 GT 1325—Shpg. wt. 2 lbs. 10 oz.\$12.95

No. 10 Filter Plate. Up to ⅜-in. electrodes.

9 GT 13277—Shpg. wt. 4 oz.\$1.75

No. 12 Filter Plate. Up to ¼-inch electrodes.

9 GT 13278—Shpg. wt. 4 oz.\$1.75

Clear Cover Lens. For (9) above. Pkg. of 5.

9 GT 13291—Shpg. wt. 4 oz.Pkg. 68c

10 Homeshop Welders' Helmet. With cover glass, lens holder and No. 10 filter lens.

9 GT 1320—Shpg. wt. 2 lbs. 1 oz.\$4.95

11 Welders' Goggles. Soft polyethylene material. Adjustable headband. Fits over spectacles. No. 5 filter lens. 2x4¼-in. window.

9 GT 18636—Shpg. wt. 9 oz.\$5.29

Replacement Filter Plates for (11). Wt. 4 oz.

Catalog No.	Shade	To cut steel	To weld steel	Each
9 GT 13274	No. 4	up to 1-in.	up to ⅛-in.	\$1.75
9 GT 13275	No. 5	up to 6-in.	up to ⅜-in.	1.75
9 GT 13276	No. 6	over 6-in.	over ⅜-in.	1.75

Protector Plate for (11). Plastic. Protects you against weld spatter. 4¼x2 in. Package of 4.

9 GT 13279—Shpg. wt. 4 oz.Pkg. \$1.17

12 Welders' Jacket. Soft, split cowhide. Snap up collar. Adjustable wrist opening. Large inside pocket. Steel stitched seams.

9 GT 13238—Med. (40-42). Wt. 3 lbs. 14 oz.\$34.99

9 GT 13239—Large (44-46). Wt. 4 lbs. 2 oz.34.99

13 Welders' Jacket. Flame resistant. Made of 10-oz. cotton twill. Order size larger if worn over clothing. Shipping weight 1 lb. 7 oz.

9 GT 13236—Medium (37-40)\$14.99

9 GT 13237—Large (41-44)14.99





How creative can you be with just one tool? With this versatile Scroll Saw-Sander, you can cut intricate scrollwork on the tiniest work pieces

And there are more creative applications:

- Turn the blade to cut in any of 3 directions for greater capacity on large pieces
- Mount a disc on its own power take-off for fine-finish sanding
- Or add the flexible shaft accessory kit sold below to perform dozens of power-shop operations



\$52⁹⁵

Without accessory kit

CRAFTSMAN. An ideal tool for hobbyists. Easily handles intricate scrollwork on small pieces yet puts out enough power to cut standard 2x4's. Light enough to be carried from room to room. Quiet enough to be used in your home without disturbing TV reception. Ball-bearing motor delivers 3450 rpm... transfers power without use of v-belt.

Locking table tilts to 45° right or left for bevel cuts. Lower it to cut wood up to 2-in. thick, raise it to cut thin plywood. Self-adjusting blade guard also holds work on table. Cam-action lever lets you change blades fast with no tension spring to fiddle with. Cuts wood, plastic, even non-ferrous metal. Steel, with 15-in. throat. Table is 8x9 1/2-in. with 1/2-in. grid. Measures 9 1/2 x 20-in. long overall. Rubber feet. With 4-in. disc sander, four 3-in. pin-end blades, 6-ft. 3-wire cord. 110-120 v., 60 Hz., AC. UL listed. *Guaranteed one full year... see page 65.*

9 GT 2470C—Shipping weight 16 pounds \$52.95

23 Flexible-shaft Accessory Kit. Couple neoprene-covered shaft with power take-off for fingertip control of drilling, grinding, routing, engraving and more. Kit includes 5 blades, 2 sanding discs, drum sander, 3 extra bands, regular, pointed grinding wheels, drill bit, high speed cutter, paste, wire cup brushes, polishing compound, buffing wheel, 3 collets, wrench. Takes accessories (1 thru 22) at left.

9 GT 2471—Shipping weight 2 pounds 2 ounces Kit \$19.50



Flexible-shaft
Kit attaches to
power take-off




CRAFTSMAN® Alloy steel Jig Saw Blades

Heat-treated and hardened for fast, smooth cuts and long life. Six-inch plain-end blades can be snapped off to fit saws taking shorter plain-end blades. Use only designated blades for metal cutting and lubricate blade with beeswax. Sabre-saw blades can be used on jig saws for heavy work. Package of 5.

	Catalog Number	Length inches	Width inches	Thick inches	Teeth per in.	Use for	Wt. oz.	Per pkg.
Pin-type blades								
(24)	9 GT 26877	3	.065	.010	25	Wood, fine cut	2	75c
	9 GT 26878	3	.187	.015	15	Wood, fast cut	2	89c
	9 GT 26879	4	.065	.010	18	Wood, plywood	2	49c
(25)	9 GT 26873	5	.110	.020	15	Wood or metal	3	69c
	9 GT 26881	6	.110	.020	15	Wood or metal	2	89c
Plain-end Blades (for most jig saws)								
(26)	9 GT 26874	5	.110	.020	15	Wood or metal	3	75c
	9 GT 26883	6	.110	.020	15	Wood, fine metal	3	89c
	9 GT 26885	6	.070	.020	10	Wood, coarse metal	3	89c
(27)	9 GT 26884	6	.110	.020	20	Thin sheet metals, including steel	3	89c
For use with former 9-2072N as sabre saw								
(28)*	9 GT 26888	6	.250	.028	20	Wood and metal	3	\$1.15
	9 GT 26887	6	.187	.028	10	Wood, soft metal	3	1.15

*Blade (28) wider than shown



Li'l Crafty® 30-pc. Deluxe Rotary Hobby Tool Kit **\$28⁹⁹**

Li'l Crafty is compact (8-in.), yet powerful (24,000 rpm no-load speed), to let you perform all types of hobby work. Make models, sculpt, finish small objects and much more. Lightweight plastic housing lets you use this tool for long periods of time without tiring... strong too. Hanging bail keeps Li'l Crafty at your fingertips.

Kit includes items (2) through (22), excluding (1), (16) and (18). Item (20) has 5 pieces. Permanex® polyethylene case... will not rust, crack or fade. With instructions, 6-ft. 3-wire cord and adapter. Takes accessories with 1/8 or 3/32-inch shafts. 110-120-volts, 88-watts, 60 Hz., AC. UL listed. *Guaranteed one-year... see guarantee below.*

Shipping weight 3 pounds.

9 GT 25165 Kit \$28.99

GUARANTEE: During the first year we will replace Li'l Crafty portable electric tool, free of charge, if defective in material or workmanship. This guarantee service is available by simply returning tool to any Sears Store throughout the United States.



For Li'l Crafty and Flexible Shaft Kit

Key	Catalog No.	Description	Size (inch)	Wt.	Price
(1)	9 GT 25104	Cup Bristle Brush	1/2 diam.	2 oz.	89c
(2)	9 GT 25105	Mandrel	3/32 shank	2 oz.	89c
(3)	9 GT 25106	Mandrel	1/8 shank	2 oz.	89c
(4)	9 GT 25113	Bud Burr	3/64 diam.	2 oz.	89c
(5)	9 GT 25114	Cylinder Burr	1/4 diam.	2 oz.	89c
(6)	9 GT 25167	Abrasive Cone	1/2 shank	5 oz.	89c
(7)	9 GT 25168	Abrasive Ball	1/2 shank	6 oz.	89c
(8)	9 GT 25122	Abrasive Disc	1/2 diam.	2 oz.	89c
(9)	9 GT 25123	Abrasive Cup	1 1/2 diam.	2 oz.	89c
(10)	9 GT 25124	Abrasive Cyl.	3/4 diam.	2 oz.	89c
(11)	9 GT 25125	Dressing Stone	3 1/2 x 1	2 oz.	89c
(12)	9 GT 25121	Abrasive Cone	3/4 diam.	2 oz.	99c
(13)	9 GT 25159	Drum Sander	3/2 diam.	6 oz.	89c
(14)	9 GT 25164	Bands for (13)	1/4 diam.	5 oz.	89c
(15)	9 GT 25117	Wheel Pumice	7/8 diam.	2 oz.	89c
(16)	9 GT 25116	Abrasive Wheel	1 diam.	2 oz.	89c
(17)	9 GT 25111	Square Edge	5/8 diam.	2 oz.	89c
(18)	9 GT 25109	Circular Saw	3/4 diam.	2 oz.	89c
(19)	9 GT 25107	Rubber Wheel	7/8 diam.	2 oz.	89c
(20)	9 GT 25108	Separating Discs	3/4 diam.	2 oz.	89c
(21)	9 GT 25103	Wheel Brush	3/4 diam.	2 oz.	89c
(22)	9 GT 25102	Rag Buff Wheel	1 diam.	2 oz.	89c

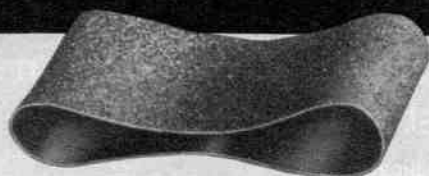
▲ Pkg. of 2 ■ Pkg. of 5 ♦ Pkg. of 10 (5 med.; 5 coarse)

Electric Engraver permanently marks your possessions

CRAFTSMAN®. Inscribe your name on tools, bicycles, and other valuables. Your markings cannot be erased or rubbed off, discouraging theft. Works in wood, metal, plastic or glass. Simply plug in, switch on and press, much like using a marking pen. Replaceable tungsten carbide tip engraves with a sharp line, (extra tips sold below). Speed: 7200 strokes per minute, with adjustable length of stroke. 6-ft. 2-wire cord. 110-120v., 60 Hz., 0.1 amp. 20-watts. AC. UL listed. 9 GT 4297—Shpg. wt. 1 lb. 1 oz. \$11.87
9 GT 52839—Replacement tip. Wt. 3 oz. 1.95



ABRASIVES



Sanding Belts

Aluminum oxide abrasive on all belts. Long lasting; fast cutting. Cloth back. 1-piece. For portable and bench-type sanders. For wood, metal or plastic surfaces.

3x21 inches. Fits 9 GT 1172, 9 GT 1175 and former 9-2242, 9-2258, 9-2259.
9GT22304-X-Fine. Wt. 3 oz.
9GT22301-Fine. Wt. 3 oz.
9GT22302-Med. Wt. 4 oz.
9GT22303-Coarse. Wt. 4 oz.
9GT22305-X-Coarse. Wt. 6 oz.
Each 69c

4x24 inches. Fits 9 GT 1178C, 9 GT 1176C, 9-2269 and 9-2267C.
9GT22332-X-Fine. Wt. 4 oz.
9GT22333-Fine. Wt. 4 oz.
9GT22334-Medium. Wt. 5 oz.
9GT22335-Coarse. Wt. 6 oz.
9GT22336-X-Coarse. Wt. 7 oz.
Each 89c

4x24-in. Belt. Fits 9 GT 1176, 9 GT 1178, former 9-2267C, 9-2269. Best for metal.
9GT22337-Fine. Wt. 4 oz.
9GT22338-Medium. Wt. 5 oz.
9GT22339-Coarse. Wt. 5 oz.
Each 89c

4x36-inch Belt. Fits 9-2264, 9GT22151-Fine. Wt. 5 oz.
9GT22152-Medium. Wt. 6 oz.
9GT22153-Coarse. Wt. 7 oz.
Each 99c

6x48-inch Belt. Fits bench sander 9-2254L, 9-2252.
9GT21671-Fine. Wt. 8 oz.
9GT21672-Medium. Wt. 9 oz.
9GT21673-Coarse. Wt. 12 oz.
Each \$1.75

3x27-in. For other sanders.
9GT22315-X-Fine. Wt. 4 oz.
9GT22311-Fine. Wt. 4 oz.
9GT22312-Medium. Wt. 4 oz.
9GT22313-Coarse. Wt. 5 oz.
Each 79c

Smooth, fast-cutting Sanding Sheets

1 Aluminum Oxide Sanding Sheets. Cost less per job; out-last most other types. Paper-backed for hand or machine work on hard woods.

3x7-inch Sheets. Package of 18... Pkg. 59c

Catalog Number	Grit	Wt. oz.
9 GT 27461	Fine	3
9 GT 27462	Medium	4
9 GT 27463	Coarse	5

3x9-inch Sheets. Package of 12... Pkg. 69c

Catalog Number	Grit	Wt. oz.
9 GT 25131	Fine	3
9 GT 25132	Medium	4
9 GT 25133	Coarse	5
9 GT 25134	X-Coarse	7

4x11-inch Sheets. Package of 12.

Catalog Number	Grit	Wt. oz.	Pkg.
9 GT 27401	Fine	4	75c
9 GT 27402	Medium	4	75c
9 GT 27403	Coarse	6	75c
9 GT 27404	X-Coarse	10	75c

For 9x11-inch sanding sheets, see center below.

Non-clog Sanding Sheets. Zinc stearate paper back. Ideal for orbital, reciprocating power sanders. Fine grits are silicon carbide. Medium and coarse grits are aluminum oxide.

3x7-inch Sheets. Package of 12. Pkg. 69c

Catalog Number	Grit	Wt. oz.
9 GT 67621	Fine	5
9 GT 67622	Medium	5
9 GT 67623	Coarse	7

3x9-inch Sheets. Package of 12. Pkg. 69c

Catalog Number	Grit	Wt. oz.
9 GT 67645	Fine	5
9 GT 67646	Medium	6
9 GT 67647	Coarse	9

4x11-inch Sheets. Package of 12. Pkg. 97c

Catalog Number	Grit	Wt. oz.
9 GT 67635	Fine	7
9 GT 67636	Medium	8
9 GT 67637	Coarse	11

2 Discs for portable, bench-type sanders.

Diam.	Hole	Grit	Pkg. of	Catalog Number	Wt. lbs. oz.	Price Pkg.
-------	------	------	---------	----------------	--------------	------------

4-in.	None	Alum. Oxide, paper-backed	6	9 GT 2544	4	55c
5-in.	None	X-Fine	6	9 GT 26051	3	55c
		Fine	6	9 GT 26052	3	55c
		M-Fine	6	9 GT 26053	3	55c
5-in.	1/4-in.	Coarse	3	9 GT 2542	4	55c
6-in.	1/4-in.	Alum. Oxide, fiber-backed	6	9 GT 2543	4	55c
		Med.	6	9 GT 25321	5	75c
		Coarse	4	9 GT 25322	7	75c
		Alum. Oxide, fiber-backed	6	9 GT 25323	6	75c
		Coarse	6	9 GT 25325	5	75c
7-in.	1/4-in.	Alum. Oxide, fiber-backed	6	9 GT 2531	6	99c
8-in.	None	Fine	6	9 GT 25251	7	99c
		Med.	6	9 GT 25252	8	99c
		Coarse	5	9 GT 25253	11	99c
8-in.	3-in.	Alum. Oxide, fiber-backed	6	9 GT 22732	9	99c
9-in.	3-in.	Fine	6	9 GT 25261	7	\$1.19
		Med.	6	9 GT 25262	12	1.19
		Coarse	5	9 GT 25263	13	1.19
10-in.	3-in.	Alum. Oxide, fiber-backed	6	9 GT 22731	13	1.69

6-in.	1/4-in.	Fine	10	9 GT 25297	14	\$3.99
7-in.	3/4-in.	Med.	10	9 GT 25299	1	2.39
		Coarse	10	9 GT 25291	1	4.09
		Coarse	10	9 GT 25292	12	4.39

5-in.	1/4-in.	Non-loading (F. silicon carbide; M. C. alum. oxide)	6	9 GT 67615	3	69c
		Med.	6	9 GT 67616	3	69c
		Coarse	6	9 GT 67617	4	69c

6-in.	1/4-in.	Coarse	3	9 GT 25324	5	85c
-------	---------	--------	---	------------	---	-----

*2F, 2M, 2C *3F, 3M

Sanding Block, Refills

3 COMPANION® Sanding Block. Not Craftsman. Opens to replace sandpaper. Holds 30x1 1/2-in. sandpaper roll. 6-in. steel frame. Felt cushion.
9GT3681-Shpg. wt. 12 oz. ... \$1.97

Garnet Refills for (3) above. Rolls 30x1 1/2-inches.

Fine Grit.
9 GT 36881—Wt. 2 oz. ... Roll 29c
Medium Grit.
9 GT 36882—Wt. 2 oz. ... Roll 29c
Coarse Grit.
9 GT 36883—Wt. 3 oz. ... Roll 29c

CRAFTSMAN® Pressure-sensitive Cement

4 Use for holding sanding discs to metal plates. Stays tacky. Disc peels off after use. Comes in 8-oz. plastic squeeze bottle. Shpg. wt. 12 oz.
9 GT 2220 Bottle 99c

CRAFTSMAN® Steel Wool

5 Choice of textures. Package of 16 pads. Shipping wt. 1 pound 1 ounce, except very fine (9 GT 67919). Wt. 14 ounces.

Catalog No.	Texture	Pkg.
9 GT 67919	Very Fine #0000	\$1.69
9 GT 67911	Extra-Fine #000	1.49
9 GT 67912	Fine #0	99c
9 GT 67913	Medium #1	99c
9 GT 67914	Med. Coarse #2	99c
9 GT 67915	Coarse #3	99c

Sanding Sheets

Quality-made abrasives bonded to strong backings

Non-loading Paper. 9x11-in. Pkg. of 6.
9GT67624-Med. Fine. Wt. pkg. 6 oz. Pkg. 99c; 2 pkgs. \$1.58
9GT67625-Fine. Wt. pkg. 7 oz. ... Pkg. 99c; 2 pkgs. 1.58
9GT67626-Med. Wt. pkg. 9 oz. ... Pkg. 99c; 2 pkgs. 1.58
9GT67627-Coarse. Wt. pkg. 12 oz. ... Pkg. 99c; 2 pkgs. 1.58

Aluminum Oxide, paper-backed. For hardwood. 9x11-in. sheets. Package of 6.
9GT27411-X-Fine. Wt. pkg. 6 oz. ... Pkg. 69c; 4 pkgs. \$2.52
9GT27412-Fine. Wt. pkg. 8 oz. ... Pkg. 69c; 4 pkgs. 2.52
9GT27413-Med. Wt. pkg. 11 oz. ... Pkg. 69c; 4 pkgs. 2.52
9GT27414-Coarse. Wt. pkg. 15 oz. ... Pkg. 79c; 4 pkgs. 2.75

Aluminum Oxide, cloth backed. For metal. 9x11-inch sheets. Package of 3.
9 GT 67891—Fine. Shpg. wt. 6 oz. ... Pkg. 99c
9 GT 67892—Medium. Shpg. wt. 7 oz. ... Pkg. 99c
9 GT 67893—Coarse. Shpg. wt. 8 oz. ... Pkg. 99c

Garnet paper. 9x11-inch. Package of 6.
9 GT 67956—X-fine. Shpg. wt. 6 oz. ... Pkg. 69c
9 GT 67957—Fine. Shpg. wt. 8 oz. ... Pkg. 89c
9 GT 67958—Medium. Shpg. wt. 11 oz. ... Pkg. 69c
9 GT 67959—Coarse. Shpg. wt. 1 lb. ... Pkg. 69c

Emery Cloth. 9x11-inch. Package of 3.
9 GT 67981—Fine. Shpg. wt. 6 oz. ... Pkg. 69c
9 GT 67982—Medium. Shpg. wt. 6 oz. ... Pkg. 69c
9 GT 67983—Coarse. Shpg. wt. 7 oz. ... Pkg. 69c

Flint Sandpaper. For soft woods only. 9x10-inch sheets. Package of 12.
9 GT 67931—X-Fine. Shpg. wt. 8 oz. ... Pkg. 49c
9 GT 67932—Fine. Shpg. wt. 10 oz. ... Pkg. 49c
9 GT 67933—Medium. Shpg. wt. 13 oz. ... Pkg. 49c
9 GT 67934—Coarse. Shpg. wt. 1 lb. 2 oz. ... Pkg. 49c

Silicon Carbide Watersand Finishing-paper. 9x11-inch sheets. Package of 6.
9 GT 30111—Super Fine. Shpg. wt. 5 oz. ... Pkg. 79c
9 GT 30112—X-Fine. Shpg. wt. 6 oz. ... Pkg. 79c
9 GT 30113—Med. Fine. Shpg. wt. 6 oz. ... Pkg. 79c

Reinforced Cut-off Wheels

6 Resinoid-bonded. Universal arbor bush to fit square or 1/2 or 3/4-in. round arbors. About 1/2-in. thick. Always use guard. Not for bench saws or cutting wood. Use aluminum oxide wheels for cutting steel bars, sheets, pipes, etc. Use silicon carbide wheels for cutting bricks, concrete, plastics, brass, bronze, cast iron.

Catalog No.	Diam.	Wt. oz.	Each
9 GT 64683	6 in.	6	\$2.09
9 GT 64684	7 in.	7	2.29
9 GT 64685	8 in.	9	2.49

Catalog No.	Diam.	Wt. oz.	Each
9 GT 64681	6 in.	6	2.09
9 GT 64682	7 in.	7	2.29
9 GT 64683	8 in.	9	2.49

Sanding Sleeves and Drum

(7) Sanding Sleeves for (8) below. Fine grit.
9GT25221-Wt. 3 oz. ... Each 35c
Medium grit.
9GT25222-Wt. 3 oz. ... Each 35c
Coarse grit.
9GT25223-Wt. 3 oz. ... Each 35c

8 Sanding Drum. 3-in. face, 2 1/2-in. diam. Screws on 1/2-in. x 20-thread shaft. With medium-grit sanding sleeve over expandable rubber drum. Order extra sanding sleeves above.
9GT25246-Wt. 1 lb. 6 oz. ... \$3.90

CRAFTSMAN® Grinding Wheels

Low as **\$1.25** 4x1 1/2-inch


SELECT THE RIGHT GRIT FOR THE JOB

Fine ... for knives, keen-edged tools, finish grinding and polishing.
Medium-fine ... for axes, woodcutting tools, preparation for finish.
Medium-coarse ... for machine shop use, or fast removal of stock.

Diam. thick. in.	Min. shaft in.	Fine 100 grit			Medium-fine 60 grit			Medium-coarse 36 grit		
		Catalog Number	Wt. lbs. oz.	Each	Catalog Number	Wt. lbs. oz.	Each	Catalog Number	Wt. lbs. oz.	Each
4 x 1 1/2	3/8	9GT64313	7	\$1.25	9GT64203	8	\$1.25	9GT64351	8	\$1.25
5 x 3/4	1/2	9GT64317	1	2.99	9GT64207	3	1.99	9GT64356	1	5.99
6 x 1/2	1/2	9GT64319	15	1.99	9GT64209	1	5.99	9GT64352	1	5.99
6 x 3/4	1/2	9GT64321	12	2.39	9GT64211	12	2.39	9GT64352	1	14.239
7 x 1	1/2	9GT64353	3	2.39	9GT64214	3	2.39	9GT64235	3	2.39
8 x 1	1/2	9GT64354	4	3.99	9GT64355	4	3.99	9GT64236	4	3.99

Grinding Wheel for carbide tip tools. Fine grit ... vitrified (crystallized) green silicon carbide. Use either wet or dry. Center hole 1/4 in.; 6 in. x 1/2 in. thick. Bushings for 1/2, 3/4-in. shafts.
9 GT 64242—Shipping weight 3 pounds \$2.59

With a **CRAFTSMAN®** Drill Stand and proper accessories, you can do all the operations shown below . . . and do them with more control and greater accuracy



Accessories to do these jobs, and more, on pages 119-121

Heavy-duty one-position Drill Stand

\$39⁹⁹ without drill

1 Fits most $\frac{1}{4}$, $\frac{3}{8}$, and $\frac{1}{2}$ -inch drills with either "D" grip or pistol grip. Adjustable rack and pinion depth control determines amount of drill travel from 0 to 3 inches. Throat measures 6 inches. Vertical steel column measures 20 inches; is firmly attached to base. Cast aluminum $7\frac{1}{2} \times 7\frac{1}{2}$ -inch square base provides stable platform for all operations, is pre-drilled for mounting to workbench (bolts not included). Drill table tilts for angle drilling. Sent unassembled.

9 GT 25987C—Shipping weight 17 pounds.....\$39.99

FOR SAFETY'S SAKE—PROTECT YOUR EYES

See page 116 for safety goggles

Two-position Drill Stand

\$24⁹⁹


2 Mounting bracket fits most pistol grip $\frac{1}{4}$ and $\frac{3}{8}$ -inch electric drills, except 9 GT 1148, former 9-1138. Use vertically or horizontally. Locking depth gauge controls 0 to $2\frac{1}{2}$ -inch depth range. With $4\frac{1}{2}$ -inch throat. Tilt table for angle drilling. Eighteen-inch long, one-inch diameter steel vertical column firmly fixed to 6x6-inch base.

Cast-aluminum base provides dependable platform for all operations. With grinding guard. Sent unassembled.

Shipping weight 9 lbs. 2 oz.
9 GT 25926.....\$24.99

As (2) but vertical only; no tilt-table or guard. Sent unassembled.

Shipping weight 8 lbs. 2 oz.
9 GT 2592.....\$16.99



Cord Lock

Prevents cord from disconnecting from extension cords. For use with electrical tools and appliances. Plastic.

Shipping wt. 4 oz.
9 GT 2595.....49c

CRAFTSMAN® Permanex® Drill Cases

(3 and 4) Provide dependable protection for your valuable portable tools. Double-wall molded polyethylene . . . won't rust, crack, dent. Resist acids, oils, alkalis, impact. With stainless steel locking clasp. Handle rests flat in recessed top . . . stays out of the way. Specially-designed hinges permit top to be removed.

3 For $\frac{1}{4}$ and $\frac{3}{8}$ -inch drills. Measures $15\frac{1}{4} \times 8\frac{1}{4} \times 8\frac{1}{4}$ inches high. Wt. 2 lbs. 4 oz.
9 GT 1451.....\$8.99

4 For $\frac{1}{2}$ -inch drills. Measures $17\frac{3}{4} \times 9\frac{3}{4} \times 10\frac{1}{4}$ inches high. Wt. 3 lbs. 6 oz.
9 GT 1454.....\$10.99



Bench Stand

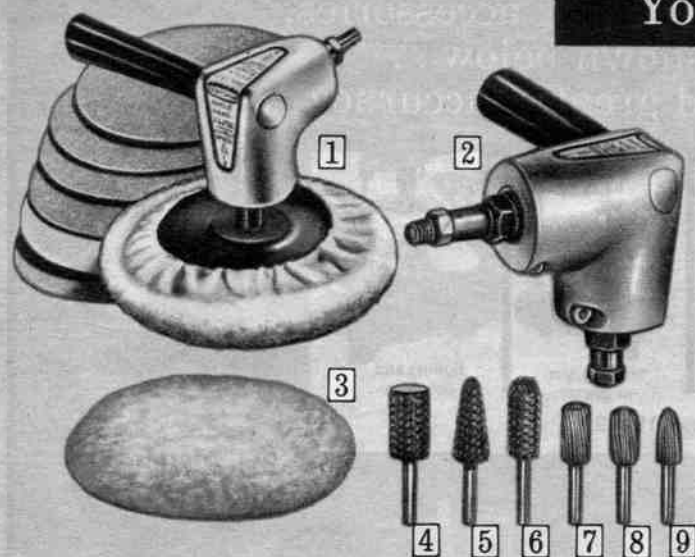
\$2⁹⁹



Adds versatility to your $\frac{1}{4}$ or $\frac{3}{8}$ -in. drill. Bolts to workbench, frees both hands for positive control of workpiece. Lets you wirebrush, sand, sharpen. Of rugged molded polyethylene. Wheel not included.
9 GT 25911—Wt. 1 lb. 4 oz.\$2.99

Sears Has a Credit Plan to Suit Most Every Need See Big Book or ask for details

Your Electric Drill can be a portable



Sand, polish, buff, cut with these Drill Accessories

1 Sander-Polisher-Buffer. This handy 10-piece set lets you use your drill for a variety of workshop and household chores. Angle drive gives 2:1 gear ratio (half drill speed) for polishing and buffing; 1:1 (high speed) for sanding. Works at 90° angle. Threads on 3/4x24-chuck spindle or attaches to drill chuck. Lightweight cast-aluminum housing for easy handling. Two-position side handle for convenience. Includes chuck adapter, 5-inch rubber back-up disc, lamb's wool polishing bonnet, and 6 assorted sanding discs. Fits 1/4 and 3/8-inch electric drills.
9 GT 26292—Shipping weight 2 pounds 2 ouncesSet \$7.99

2 CRAFTSMAN Angle Drill Head. Excellent for use in those hard-to-get-at areas. Includes auxiliary handle for convenience. Cast-aluminum housing. Lightweight design adds to drill capability without adding a lot of weight. For 1/4 and 3/8-inch electric drills. Delivers 1:1 gear ratio for high-power drilling and sanding.
9 GT 26291—Shipping weight 1 pound 10 ounces\$5.99

3 CRAFTSMAN Lamb's Wool Polishing Bonnets. Fits over rubber back-up discs (not included).

Cat. No.	Fits discs	Pile size	Shpg. wt.	Each
9 GT 2520	3 1/2 to 4 inches	1-inch	3 oz.	89c
9 GT 2521	4 to 5 1/2 inches	1-inch	3 oz.	\$1.29
9 GT 2527	6 inches	1-inch	4 oz.	1.89
9 GT 2528	7 inches	1 1/4-inch	5 oz.	2.19


(4 thru 9) Rotary Cutters. For 1/4 and 3/8-inch electric drills. With 1/4-in. shanks. High speed carbon steel. For wood, plastic. Wt. ea. 5 oz.

(4) 9 GT 64771—Rasp*\$1.19	(7) 9 GT 64781—File**99c
(5) 9 GT 64773—Rasp*1.19	(8) 9 GT 64783—File**99c
(6) 9 GT 64772—Rasp*1.19	(9) 9 GT 64782—File**99c

*From W. Germany



**From England

(17 and 18) Carbon-steel Bits for wood only



17 CRAFTSMAN Electrician's Bits. 18 in. long. Drill through walls, floors. 1/4-inch diameter. Fits 1/4-in., 3/8-in., and 1/2-in. chucks.
9 GT 66931—Wt. 8 oz.\$4.49
9 GT 66932—Wt. 12 oz.\$6.49
9 GT 66933—Wt. 14 oz.\$8.99

18 7-piece Bit Set. With 1/16, 1/32, 1/8, 5/32, 3/16, 7/32, 1/4-in. Jobber length, 1/4-in. shanks. Plastic pouch. Not Craftsman.
9 GT 67107—Wt. 4 oz. Set \$1.39



CRAFTSMAN® High-speed Drill Bits for wood, metal

Made of finest high-speed carbon steel, heat-treated, precision-ground. Black oxide coating acts as lubricant. Exceed Fed. Specs. GGG-D-751 b for strength.

(10 and 11) Bit Sets in Metal Cases.

10 29-pc. Set. Sizes: 1/16 to 1/2-in. by 64ths of an inch. Jobber length.
9 GT 6705—Wt. 3 lbs. 9 oz.Set \$39.99

11 21-pc. Set. Sizes: 1/16 to 3/8-in. by 64ths of an inch. Jobber length.
9 GT 6719—Wt. 1 lb. 11 oz.Set \$17.99

15-pc. Set. (Not shown). Size: 1/16 to 1/2-in. by 32nds of an inch.
9 GT 6720—Wt. 2 lbs. 2 oz.Set \$19.99

60-pc. Set. (Not shown). Includes wire-gauge sizes ranging from 1 to 60.
9 GT 6708—Wt. 1 lb. 8 oz.Set \$24.99

(12 thru 15) Bit Sets in Plastic Cases.

12 17-pc. Set. Sizes: 1/16 to 1/4-in. by 64ths of an inch, plus 5/16, 3/8, 7/16, and 1/2-in. with short shanks turned down to 1/4-in. Jobber length.
9 GT 6711—Wt. 15 oz.Set \$14.99

13 13-pc. Set. Sizes: 1/16 to 1/4-in. by 64ths of an inch. Jobber length.
9 GT 6639—Wt. 8 oz.Set \$6.99

10-pc. Set. (Not shown). 1/16 to 3/32 by 64ths, plus 1/8, 1/4, and 1/2-in.
9 GT 6638—Wt. 7 oz.Set \$4.99

7-pc. Set. (Not shown). Sizes: 1/16 to 1/4-in. by 32nds of an inch.
9 GT 6637—Wt. 7 oz.Set \$3.49

14 4-pc. Set. 1/16, 3/8, 7/16, 1/2-in. bits; short shanks, 1/4-in. diam.
9 GT 67184—Wt. 9 oz.Set \$7.99

15 7-pc. Metric Set. Sizes: 3.3mm thru 8.5mm. Jobber length.
9 GT 6631—Wt. 10 oz.Set \$4.99

High-speed Steel Bit Sets. (Not shown). In plastic pouch. Jobber length.

14-pc. Set. Sizes: 1/16 thru 1/2-in. by 64ths, plus 3/32, 1/4, 5/16, 3/8, and 1/2.
9 GT 67119—Not CRAFTSMAN. Shipping weight 10 ouncesSet \$9.49

10-pc. Set. Sizes: 1/16 thru 3/32-in. by 64ths, plus 1/8, 1/4, and 1/2-in.
9 GT 67118—Not CRAFTSMAN. Shipping weight 5 ouncesSet 3.29

7-pc. Set. Sizes: 1/16, 3/32, 1/8, 5/32, 3/16, 7/32, and 1/4.
9 GT 67117—Not CRAFTSMAN. Shipping weight 5 ouncesSet 2.29

CRAFTSMAN® Bits for masonry, non-ferrous metals

(19 thru 22) With extra-tough tungsten carbide tips. Drills brick, stone, concrete wall-board, cast-iron. Special flutes remove chips.

19 5-piece Set. One 4-inch length in 3/16-inch size; 1 each 6-in. length in sizes 1/4, 5/16, 3/8, 1/2-inch. The 1/2-inch size with 3/8-inch shank. All other sizes with 1/4-inch shank.
9 GT 67345—Shpg. wt. 11 oz.Set \$5.49

20 4-piece Set. One each 4-in. length in sizes 1/4, 5/16, 3/8, 1/2-inch. All with 1/4-inch shanks (except 1/2-in. size with 3/8-in. shank).
9 GT 67094—Shpg. wt. 10 oz.Set \$4.99

21 3-piece Set. One each 4-inch length in sizes 1/16, 1/4, 3/8-inch. All with 1/4-inch shanks. Fit 1/4-inch or larger electric drills.
9 GT 67093—Shpg. wt. 5 oz.Set \$2.99

23 CRAFTSMAN All-steel Bit Case. Silver-color luster top, black enamel bottom and holders. Size and decimal equivalents. Tap drill table. Meets Fed. Specs. GGG-C-116b for durability.
For 29 bits 1/16 to 1/2-in. by 64ths. Wt. 3 lbs. 3 oz.
9 GT 6678\$7.99

For 60 wire-gauge bits. Holds sizes 1 to 60.
Shpg. wt. 1 lb. 11 oz.
9 GT 6679\$5.99

24 Steel Bit Case. For jobber-length drills. Lifting lid raises bits. Sizes by 64ths; decimal equivalents. Gray. Meets Fed. Specs. GGG-C-116b for durability. For set (10) above.
Shpg. wt. 1 lb. 6 oz.
9 GT 66852\$2.99

25 CRAFTSMAN 5-pc. Screw Extractor Set. Square shanks. Nos. 1 thru 5. Steel. Plastic case. Wt. 7 oz.
9 GT 67372Set \$4.49

Individual Sizes.

Cat. No.	Size	Shank	Lgh	Wt.	Each
9GT6732	3/16 in.	3/16 in.	4 in.	2 oz.	\$1.19
9GT67328	1/4 in.	1/4 in.	4 in.	2 oz.	1.29
9GT67321	1/4 in.	1/4 in.	6 in.	3 oz.	1.29
9GT67322	3/8 in.	3/8 in.	6 in.	4 oz.	1.39
9GT67323	1/2 in.	1/2 in.	6 in.	4 oz.	1.59
9GT67324	1/2 in.	1/2 in.	6 in.	6 oz.	1.79
9GT67325	1/2 in.	1/2 in.	6 in.	6 oz.	1.89
9GT67326	1/2 in.	1/2 in.	6 in.	9 oz.	2.79
9GT67327	3/4 in.	3/4 in.	6 in.	11 oz.	3.99

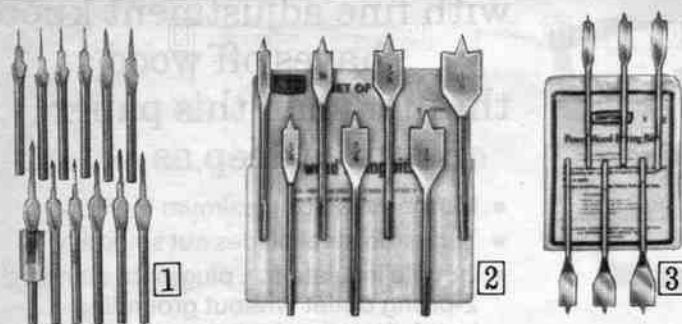
22 13-in. long full-fluted Carbide-tip Bits. 1/4-in. shanks (except 9 GT 67384 3/8-in.).
9GT67381—1/4-in. Wt. 8 oz.\$2.39
9GT67382—3/8-in. Wt. 8 oz.2.79
9GT67383—3/8-in. Wt. 10 oz.2.99
9GT67384—1/2-in. Wt. 12 oz.3.29

26 CRAFTSMAN Swivel-head Pin Vise. 2 reversible chucks: 0 to .125-in.; 0 to 3.2mm. Steel.
9GT40682—Wt. 4 oz.\$2.25

27 CRAFTSMAN Doweling Jig. Holes for 3/16 thru 1/2-in. drills. Revolving turret. 4-in. cap. Cast alum. alloy frame. 6 1/4x3x2 3/4 in. Wt. 2 lbs. 7 oz.
9 GT 4186\$11.99

28 Open-type Bit Stand. Plastic. 6x2 1/4 in. Holds 29 bits, 1/16-1/2-in. by 64ths.
9 GT 6695—Wt. 5 oz.\$1.49

power workshop with Accessories on these 2 pages



1 CRAFTSMAN® Wood Screw Pilot Bits. To countersink, counter-bore. Brad points start smoothly.

12-pc. Set. Sizes: 4-5 (1/2, 3/8, 1/4-in.); 6-7 (3/8, 1/2, 1-in.); 8-9 (3/4, 1, 1 1/4-in.); and 10-12 (1 1/4, 1 1/2-in.).

9 GT 4201—Shpg. wt. 13 oz. Set \$7.49
5-pc. Set. Sizes: 4 and 5 (3/8-in.); 6 and 7 (3/4-in.); 8 and 9 (1-in.); 8 and 9 (1 1/4-in.); 10 and 12 (1 1/2-in.).
 9 GT 4203—Shpg. wt. 7 oz. Set \$3.99

2 7-pc. Wood Boring Bit Set. Precision-ground. Bore up to 5 in. deep. For 1/4-in. or larger electric drills. Sizes: 3/8, 1/2, 3/4, 1, 1 1/4 in. In plastic pouch. Japan. Not Craftsman.
 9 GT 2087—Shpg. wt. 1 lb. Set \$4.49


4-pc. Set. Sizes: 3/8, 1/2, 3/4, 1 in.
 9 GT 2086—Shpg. wt. 9 oz. Set \$3.49

3 6-pc. CRAFTSMAN Power Woodboring Bit Set. For 1/4, 3/8, 1/2-in. drill or drill press. Hardened alloy steel bits 6 1/2-in. long (for extensions, see (4) below). Precision-ground cutting edges, surfaces. Brad points for no-jump starts. Vinyl pouch. Sizes: 3/8, 1/2, 3/4, 1, 1 1/4 in.

Shipping weight 14 ounces.
 9 GT 2092 Set \$7.99

Individual Power Wood boring Bits

Catalog Number	Size	Shipping weight	Each
9 GT 2093	3/8-in.	4 ounces	\$1.09
9 GT 2094	1/2-in.	4 ounces	1.19
9 GT 2095	3/4-in.	4 ounces	1.29
9 GT 2096	1-in.	4 ounces	1.39
9 GT 2097	1 1/4-in.	4 ounces	1.49
9 GT 2098	1 1/2-in.	4 ounces	1.59
9 GT 20982	1 1/4-in.	4 ounces	1.79
9 GT 20983	1 1/2-in.	5 ounces	1.89



4 12-in. Power Bit Extension. For 1/4-in. shank bits. 3/8-in. diameter socket. For 1/4-in. or larger drill.
 9 GT 2090—Shpg. wt. 10 oz. \$1.79

5 Paint Mixer. Non-splash blades. For electric or hand drills. 1/4-in. shank. 11 in. long.
 9 GT 25683—Shpg. wt. 6 oz. 79c

6 Hole Square. Groove in steel plate guides bits up to 3/8-in. diam.
 9 GT 2596—Shpg. wt. 5 oz. 49c

7 Drum File. Attach to 1/4-inch or larger electric drill or drill press. Measures 1 1/2 x 2 in. in diameter.
 9 GT 67725—Shpg. wt. 5 oz. \$2.95

8 Hole Saw Attachment. Heat-treated steel. For wood, plastics, wallboard, plumbing. Use with mandrels (9) sold below.

Catalog No.	Size	Shpg. wt.	Price
9 GT 2578	3/4-in.	4 oz.	99c
9 GT 25781	1-in.	4 oz.	\$1.09
9 GT 25782	1 1/8-in.	4 oz.	1.19
9 GT 25783	1 1/4-in.	5 oz.	1.29
9 GT 25784	1 1/2-in.	5 oz.	1.29
9 GT 25786	1 3/4-in.	5 oz.	1.39
9 GT 25787	2-in.	6 oz.	1.49
9 GT 25788	2 1/8-in.	6 oz.	1.59
9 GT 25789	2 1/2-in.	6 oz.	1.69

9 Mandrels for Hole Saw Attachments (8). 1/4-in. shanks. Size 1 for 3/4 to 1 1/4-in. diam. saws. Size 2 for 1 1/4 to 2 1/2-in. saws. Pilot bit.
 9 GT 2582—Size 1. Wt. 4 oz. \$2.79
 9 GT 25621—Size 2. Wt. 5 oz. 3.49

10 Heavy-duty Hole Saw Attachment. High-speed hole saws for cutting machinable steel, brass, bronze, plastics, wood, aluminum, iron. Use with mandrels (11). Knockout slots.

Catalog No.	Size	Shpg. wt.	Price
9 GT 2577	3/4-in.	4 oz.	\$3.29
9 GT 25771	1-in.	4 oz.	3.29
9 GT 25772	1 1/8-in.	5 oz.	3.59
9 GT 25773	1 1/4-in.	5 oz.	3.69
9 GT 25774	1 1/2-in.	6 oz.	3.89
9 GT 25775	1 3/4-in.	6 oz.	3.99
9 GT 25776	1 7/8-in.	7 oz.	4.49
9 GT 25777	2-in.	7 oz.	4.99
9 GT 25778	2 1/8-in.	7 oz.	5.49
9 GT 25779	2 1/2-in.	8 oz.	6.49

11 Mandrels for Hole Saw Attachments (10). Size 1 with 3/8-in. shank for 3/4 to 1 1/4-in. diam. saws. Size 2 with 1/2-in. shank for 1 1/4 to 2 1/2-in. saws. Pilot drill bit included.
 9 GT 25626—Size 1. Wt. 5 oz. \$3.49
 9 GT 25627—Size 2. Wt. 6 oz. 4.49
Extra 1/4-in. Pilot Drill for (11).
 9 GT 25629—Shpg. wt. 3 oz. \$1.39

12 CRAFTSMAN High-speed Counter-sink Bit. Machined steel, centerless ground. Cuts wood, metal. 5 flutes, 82° angle. 1/4-in. shank.
 9 GT 67161—1/2-in. diam. Wt. 3 oz. \$2.27
 9 GT 67162—3/8-in. diam. Wt. 4 oz. 2.77
 9 GT 67163—3/4-in. diam. Wt. 4 oz. 3.37

13 CRAFTSMAN Arbors. Hold grinding and wire wheels. 1/2 x 20-thread shaft.

Cat. No.	Flange	Shank	Weight	Price
9 GT 2594	1 1/2 in.	1/4 in.	8 oz.	99c
9 GT 2590	2 in.	3/8 in.	15 oz.	\$1.49



14 CRAFTSMAN Drill Grinding Attachment. Use with wheel (16) below. Positive angle adjustment. Precision built. Aluminum frame. Resharpens twist drill sizes: 1/8 to 3/4-in.; No. 1 to 30; A to Z; 3 to 19mm.
 9 GT 6677—Wt. 2 lbs. 8 oz. \$9.99

15 Sanding Drum. With 1-inch face, 1/4-inch plain spindle, 1 1/2 inches long. Use with safelock or collet chuck. Abrasive sleeve over expanding rubber drum.

1 1/2-inch diameter drum.
 9 GT 2497—Wt. 5 oz. \$2.40

2 1/8-inch diameter drum.
 9 GT 2498—Wt. 8 oz. \$2.60

Sanding Sleeve. Use with (15) above. 1 1/2-in. diam. Package of 6. Shipping weight pkg. 4 ounces.
 9 GT 24421—Fine Package 67c
 9 GT 24422—Medium Package 67c
 9 GT 24423—Coarse Package 67c

2 1/8-in. diam. Pkg. of 6. Medium.
 9 GT 24425—Wt. 4 oz. Pkg. 67c

16 Grinding Wheel for reshaping twist drills, etc. Aluminum oxide. 6 x 1 1/2-in. 3/4-in. hole with bushings to fit 1/2 and 3/8-in. arbors. 3-in. grinding surface.
 9 GT 6420—Wt. 3 lbs. 2 oz. \$3.97

17 Sanding Discs. Tungsten carbide bonded to thin steel. For electric drills and rotary sanders. Fit 1/4 or 3/8-inch arbors.

5-inch diameter. Wt. each 4 oz.
 9 GT 30091—Medium \$1.29
 9 GT 30092—Coarse 1.29

6-inch diameter. Wt. each 4 oz.
 9 GT 30093—Medium \$1.39
 9 GT 30094—Coarse 1.39

CRAFTSMAN® Sanding-Polishing Kits

CRAFTSMAN Sanding-Polishing Kit for flexible shafts. Aluminum oxide abrasive discs . . . great for wood, metal or plastic. An ideal kit for waxing and polishing cars, furniture, floors, etc. Use with any 1/4 to 1/2-inch drill. Includes sturdy rubber backup pad, 1/4-inch chuck adapter and lamb's wool polishing bonnet. Rubber backup pads contain metal reinforcing plates . . . all are balanced to reduce bearing wear, provide true, stable grinding surface.

Kit with three 5-in. discs. Fine, medium, coarse.
 9 GT 2841—Wt. 14 oz. Kit \$2.45

Kit with three 6-in. discs. Fine, medium, coarse.
 Shpg. wt. 1 lb. 1 oz.
 9 GT 28417 Kit \$2.85

5-inch diameter Fine-finishing Kit. Helps produce that smooth finish on cars, boats, or other surfaces of new or refinished wood or metal. Includes three 5-inch diameter sanding discs, tube of activator cement, washable lamb's wool polishing bonnet. Sponge rubber backup pad with swivel joint flexes up to 30° angle. No center hole . . . lets you sand on full face of wheel to eliminate swirl marks. For 1/4 to 1/2-inch drills. No adapter required.

Shpg. wt. 1 lb. 1 oz.
 9 GT 28476 Kit \$4.37

Tube of Activator Cement. Replacement for kit 9 GT 28476 above.
 9 GT 28473—Wt. 4 oz. 77c



All CRAFTSMAN® Portable Electric Tools here
and on the next 13 pages are covered by this famous
UNCONDITIONAL GUARANTEE

Guarantee: CRAFTSMAN Portable Electric Tools are unconditionally guaranteed for one year to give complete satisfaction, or return for free replacement. This service is available by returning tool to any Sears store throughout the United States.



DOUBLE INSULATED

**Here's what we mean by
DOUBLE INSULATED
TOOLS... and why they
use 2-prong plugs**

The common 3-wire system of grounding a tool, with the 3rd wire in the power cord, usually requires an adapter to connect the 3-prong plug to most household outlets. But there's no adapter needed with CRAFTSMAN DOUBLE-INSULATED tools... they have a 2-prong plug that connects to regular household outlets.

That's because CRAFTSMAN DOUBLE-INSULATED tools have two separate systems of insulation built in, to shield electrical conducting parts. Primary insulation protects component parts of a tool as in any well designed electrical product... the secondary, or DOUBLE insulation, isolates the outer casing and backs up primary insulation. Throughout the system—especially at high current stress points—DOUBLE insulation reinforces the primary system.

So—even if the primary insulation should break down for any reason—there's always the secondary system ready to take over and provide dependable protection. That's why Sears needs no 3rd wire on DOUBLE-INSULATED portable electric tools (note, however, that only tools described as "DOUBLE-INSULATED" offer this great modern feature).



**Rugged
Permanex® Case**

Dependable protection for your power planer or sander. Blow-molded double walls of tough polyethylene. Won't chip, peel or crack... even at 20° below zero. Will not rust. Resists denting, acids, alkalis and oil. Withstands the roughest wear you can give it. Fits power planer 9 GT 1732 at right and sanders 9 GT 1166, 9 GT 1168. Measures 17 3/4 x 9 3/4 x 10 1/4 inches high. Shipping weight 3 pounds 6 ounces.
9 GT 1454 \$10.99

CRAFTSMAN® Power Planer
with fine adjustment knob
shaves off wood
thinner than this paper...
or cuts as deep as 1/16 in.

- Motor develops maximum 3/8 HP
- Tungsten steel blades cut smoothly
- Double insulated... plugs into standard 2-prong outlet without grounding (see full story at left)


\$74.50

1 Plane wood to a satin-smooth finish without strenuous, tedious work. Precise depth adjustment gives you professional-looking results. Just turn the knob to set cutting depth exactly where you want it. Easy-to-read precision scale eliminates guesswork and over-planing. Plane and size quickly—without losing desk-top smooth results. Twin tungsten steel blades on a super-wide, 3 3/8-inch rotary cutter. Powered by a hefty 15,000 rpm (no-load speed, 540-w.), maximum 3/8-HP motor. Ball bearings throughout for maximum life. Double insulation means you don't have to bother with ground wires or adapters... just plug into 2-prong outlet.

Easy-access brushes save you service time and expense. Non-slip timing belt. Clog-free chip chute deflects shavings away from you. Non-marring aluminum base is die-cast and then satin-finished to eliminate glare. Makes planer surprisingly light in weight for its heavy-duty capacity. Motor housing and handles are made of high-impact polymer. Man-size front handle allows comfortable, 2-hand operation... gives maximum control.

Trigger switch in handle. Blades remove quickly for sharpening or replacement (order extra blades below). Handy 90° guide lets you do accurate sizing. With wrench and blade setting guide, 6-ft., 2-wire neoprene cord. Operates on 110-120-v., 60-Hz., AC. UL listed. *Guaranteed for one full year... see complete Guarantee above, left. SAFETY NOTE: Be sure to wear goggles when operating planer... for complete selection of safety equipment see page 116.*

9 GT 1732—Shipping weight 10 pounds 7 ounces \$74.50
Set of two extra Blades for planer above. Tungsten steel.
9 GT 1732S—Shipping weight 6 ounces Set \$11.99



Cutters and Points for Rotary Grinder

(2 thru 7) Individual CRAFTSMAN Rotary Cutters. Made of high-speed steel. Type M-2. For wood, plastic or metal (except hardened steel). With 1/4-inch shanks. Meet Federal Specifications GGG-F-00340 for hardness and dimensional accuracy. Shipping weight each 3 ounces.

Key	Catalog Number	Diam. inches	Shape	Price
(2)	9 GT 2966	1/4	Cylindrical	\$2.09
(3)	9 GT 2967	1/4	Spherical	2.09
(4)	9 GT 2970	3/8	Tree pointed	2.75
(5)	9 GT 2968	3/8	Elliptical	2.75
(6)	9 GT 2971	1/2	Conical	2.09
(7)	9 GT 2969	1/2	Tree Radius	2.09

CRAFTSMAN 6-piece Rotary Cutter Set. Includes one each of sizes (2) thru (7) above. *Separate prices total \$13.86.* Shipping weight 6 ounces.
9 GT 2965 Set \$10.99

(8 thru 10) Rotary Cutters. Use on wood or plastic. With 1/4-inch shanks. Choose rasp or file.
Shipping weight 5 ounces.

8	9 GT 64771—Rasp*	\$1.19
	9 GT 64781—File†	99c
9	9 GT 64773—Rasp*	\$1.19
	9 GT 64783—File†	99c
10	9 GT 64772—Rasp*	\$1.19
	9 GT 64782—File†	99c

*From W. Germany †From England

(11 thru 13) Individual Mounted Grinding Points. Heads made of vitrified aluminum oxide mounted on 1 1/4-inch steel shafts. Use for finishing or die cutting.
Each 59c

Key	Catalog Number	Diam. in.	Lgth. in.	Wt. oz.
(11)	9 GT 64714	1/2	1 1/2	3
(12)	9 GT 64719	1	1	4
(13)	9 GT 64717	1	1/2	4

Set of 9 assorted mounted Grinding Points. For grinding, polishing, deburring. Sizes 1/2 up to 1-in. diam., 1/2 up to 1 1/4-in. long. Also 1-in.-diam. spherical points. 1/4-in. shank. Shpg. wt. 14 oz.
9 GT 6471 Set \$3.79

(14 thru 19) Solid Carbide Burrs. Harder than ordinary steel. Use for exceptionally precise work. Small heads get into tight places. With 1/4-inch diameter shanks.

Key	Catalog No.	Shape
(14)	9 GT 25641	Cylindrical
(15)	9 GT 25642	Tree-shape
(16)	9 GT 25643	Conical
(17)	9 GT 25644	Cylin. radius
(18)	9 GT 25645	Ball-shape
(19)	9 GT 25646	Tree radius

Shpg. wt. each 2 oz. Each \$2.99

**Rotary Grinder shown at
right, in a 20-piece Kit**

20 Variable-speed Rotary Grinder Kit. Adjust speed from 10,000 to 24,000 rpm (no-load speeds)... lets you rough and finish sand, bevel or mill in wood, fiber, plastic or metal. Motor develops maximum 1/4-HP (264-w.). Collet chuck grips 1/4 to 1/2-in. shanks. Overall 10-in. long.

Kit includes grinder, 9 grinding points, 3 rotary rasps, 3 rotary files, wrench, collet, bench stand and Permanex® case—12 1/2 x 9 x 4 1/2-in. high. 6-ft., 2-wire cord. 110-120-v., 60-Hz. AC. UL listed. *See one year Guarantee above, left. Wear safety goggles when operating... see page 116.*
9 GT 17342—Wt. 8 lbs. 6 oz. Kit \$74.50

Variable-speed Rotary Grinder alone (without accessories).
9 GT 1734—Wt. 5 pounds \$64.50

As above except Single-speed.
9 GT 1733—Wt. 4 lbs. 12 oz. \$54.50

Permanex® Case. (Shown in kit above). Holds grinder 9 GT 1734, 9 GT 1733 above and accessories. Made of double-wall polyethylene. Won't rust, peel, crack or chip, even at 20° below zero. Stores and protects tool against heavy impact, dirt, moisture. Measures 12 1/2 x 9 x 4 1/2 inches high overall.
9 GT 14875—Wt. 2 lbs. 8 oz. \$6.49

21 Stand and Holder. For rotary grinders above (not included). Use on bench or as tool post holder on lathe (except 6-inch lathes). Measures 4 1/2 x 5 inches long overall.
9 GT 25846—Wt. 4 lbs. 9 oz. \$13.99

Sears Has a Credit Plan to Suit Most Every Need
See Big Book or ask for details

CRAFTSMAN[®]
COMMERCIAL

Plane the wide side of
a 2x4 with one sweep

Size or bevel doors

1

Depth adjustment
gauge for
professional results

Now our double-insulated Rotary Grinder gives you
variable-speed control . . . 10,000 to 24,000 rpm
to handle most any job

Newly designed, lightweight housing of aluminum and
high-impact polymer . . . contoured to fit your hand . . .
lets you grind, carve or sand for long periods without tiring

20-piece Kit | Grinder alone
\$74⁵⁰ | **\$64⁵⁰**

Variable-speed
adjustment dial

20



Sculpt



Grind



21

GRINDER
STAND



20-piece Kit includes these 19 accessories

COPBKSM
LAEGD 3 | **Sears** 123

For fast, clean router cuts, you need plenty of horsepower plus high shaft speed...you get both with these **CRAFTSMAN®** Routers



Heavy-duty Power Router

\$74.50
without edge guide

- Motor develops maximum 1 HP
- Shaft speed of 25,000 rpm
- Micrometer-type depth gauge

1 Lets you perform dozens of woodworking jobs with ease. Make 33 kinds of joints with correct bits and templates. Double-insulated... never needs grounding. With 100% ball bearings. Trigger switch in contoured handle. Built-in spindle lock for quick bit changes. Collet chuck. Depth gauge with zero re-set adjusts in 64ths of an inch up to 1½ in. deep. Aluminum base and motor housing. Chip deflector eye shield.

With combination wrench, screwdriver, 6-ft., 2-wire neoprene cord, strain relief; (bit not incl.). 110-120-v., 780-w., 60-Hz., AC. UL listed. *Guaranteed one year... see page 122.*

9 GT 1738—Shipping weight 8 pounds 2 ounces \$74.50

Router above without zero re-set. Order bits and accessories below and on facing page. *See Safety Note below, right.*

9 GT 1737—Shipping weight 8 pounds 7 ounces \$69.50

2 Adjustable Edge Guide. For straight cutting with routers 9 GT 1738, 9 GT 1737, 9 GT 1736, former 9-2506, 9-2507.

9 GT 25172—Shipping weight 1 pound 11 ounces \$4.99

As above. Except with contour finger to follow curves.


9 GT 25173—Shipping weight 2 pounds \$6.99

3 Light Attachment. For both routers on this page. Provides light directly on cut... works even when router isn't running. Uses 2 "C" batteries, not included.

9 GT 25176—Shipping weight 6 ounces \$4.99

4 Permanex® Polyethylene Router Case. Tough polyethylene won't crack, peel or chip. Double-wall construction.

9 GT 1455—Shipping weight 3 pounds \$9.99



Both routers let you do over 50 operations with correct accessories



Medium-duty Power Router

- Motor develops maximum ¾ HP
- Shaft speed of 25,000 rpm

\$54.50

5 Double insulated router plugs into any standard 2-prong outlet, grounding not required. 100% ball bearings. Collet-type chuck grips ¼-in. shank bits. Spindle lock lets you change bits quickly. Switch up front. Visual depth adjustment graduated in 32nds up to 1½ inches deep.

6-ft., 2-wire cord. 110-120-v., 720-w., 60-Hz., AC. UL listed. Bit not included. *Guaranteed for one full year... see page 122. Also see Safety Note below.*

9 GT 1736—Shpg. wt. 8 lbs. \$54.50

As (5) but develops maximum ¾ HP, not double-insulated. 6-ft., 3-wire cord.

9 GT 25066—Shpg. wt. 6 lbs. 15 oz. ... \$39.50

NOTE: Be sure to wear safety goggles when operating routers... see page 116.

These Accessories



Dovetail Fixture makes flush and rabbeted dovetail joints

\$29.99

Makes ½-in. cuts. Use on stock up to 12 in. wide, ⅝ to 1½ in. thick. Channel plate, plastic comb, clamps. Bit and bushings not included. Order from facing page. *See Note at bottom of page.*

9 GT 2571—Wt. 6 lbs. 5 oz. \$29.99

As above except for stock 8-in. wide.

¼ or ½-in. With bushings. Bit not incl.

9 GT 2576—Wt. 2 lbs. 10 oz. \$21.99

¼-in. Finger Template. Adapts fixture

9 GT 2571 to make ¼-in. dovetails.

9 GT 2574—Wt. 2 lbs. 2 oz. \$8.99




Steel Router Table stabilizes work **\$12.99**

Makes edging operations easy. Fits all routers on this page, former 9-2506, 9-2507. Router not incl. Measures 14½x16½x11 inches. Unassembled.

See safety note at bottom of page.

9 GT 25168—Wt. 8 lbs. 8 oz. \$12.99



Rout-A-Form Pantograph **\$10.49**

Convert pictures, designs and drawings into ½-size wood engravings. Simply trace lines of original with stylus. Use any router (not included).

See safety note below left.

9 GT 25183C—Shpg. wt. 4 lbs. \$10.49




Lettering Template Set **\$9.99**

Mortise 2½-in. high letters and numbers. With all letters of the alphabet, 9 numbers, 5 punctuation marks (40 plates in all). Includes clamp. Use bushings 9 GT 25069 facing page.

See safety note at left.

9 GT 25182—Wt. 4 lbs. 9 oz. ... Set \$9.99

make your router one of the most versatile of all portable power tools



1 Three-section Template.* Guides router when mortising both doors and door jamb. Use with bushings (3) below. For square or round-cornered hinges up to 5-inches long. Mortises 2 or 3 hinge doors up to 7 feet high and $\frac{3}{4}$ to $2\frac{1}{2}$ inches thick. Router not included.
9 GT 2563C—Shpg. wt. 10 lbs.\$39.99

2 Butt-Hinge Template.* Set of 2 for $3\frac{1}{2}$ and 4-inch hinges. Use with bushings (3) below. Shipping weight 1 pound.
9 GT 2575Set \$4.49

3 Template Guide Bushings.* Three nickel-plated steel guides. $\frac{1}{16}$, $\frac{5}{16}$ and $1\frac{1}{16}$ -inch. For templates 9 GT 2563C, 9 GT 2575, 9 GT 25182.
Shipping weight 15 ounces.
9 GT 25069\$4.99



4 Laminated plastic Trimmer.* Also bevels. Carbide-tipped combination bit. Sub-base. Micrometer-type adjustment for accurate cuts. Router not included.
9 GT 25732—Shpg. wt. 1 lb.\$14.99

Carbide-tipped Bit for Formica® and plastic laminates. Fits trimmer (4) above.
9 GT 2541—Shpg. wt. 3 oz.\$5.49

5 Sharpening Kit.* For $\frac{1}{4}$ -in. shank router bits. Router not included.
9 GT 25169—Wt. 2 lbs. 10 oz.Kit \$16.99

6 Trammel Point.* Cut circles 2-in. to 26-in. in diam. For routers on facing page, former 9-2506, 9-2507, 9-1737, 9-1738.
9 GT 25174—Shpg. wt. 13 oz.\$4.99


7 Router Bit Case. Holds 36 bits. Steel.
9 GT 2550—Wt. 2 lbs. 2 oz.\$4.99



Core Box, Hinge Mortising Bits

8 $\frac{1}{2}$ -in. Core Box Bit.* Kromedge® steel. $\frac{1}{4}$ -in. shank.
9 GT 25596—Shpg. wt. 3 oz.\$3.99

9 $\frac{1}{2}$ -in. Hinge Mortising Bit.* Kromedge® steel. $\frac{1}{4}$ -in. shank. Use template (2) above.
9 GT 2555—Shpg. wt. 3 oz.\$3.49



11-piece Router Bit Set *\$22.99

Kromedge® steel with $\frac{1}{4}$ -in. shank. One each: $\frac{1}{8}$, $\frac{3}{16}$, $\frac{1}{2}$ -in. straight-face; $\frac{3}{16}$, $\frac{7}{32}$ -in. veining bits; $\frac{1}{2}$ -in. V-groove, chamfering bit. Also $\frac{1}{2}$ -in. quarter round-bead cutter, $\frac{1}{4}$ -in. x 28-thread arbor with two pilots. With plastic case.
9 GT 25517—Shpg. wt. 8 oz.Set \$22.99

*NOTE: Be sure to wear safety goggles when using any router accessory. . . see page 116.

Deluxe 17-piece Router Bit Set* \$49.95

Kromedge® steel lasts long . . . resists rust and gum build-up. Shanks $\frac{1}{4}$ -in. in diameter. One each $\frac{1}{8}$, $\frac{1}{4}$, $\frac{3}{8}$, $\frac{1}{2}$ -in. straight; $\frac{1}{8}$, $\frac{3}{16}$, $\frac{1}{4}$ -in. veining bit; rabbeting bit (cut $\frac{1}{4}$, $\frac{3}{16}$, $\frac{3}{8}$ -in. rabbets). $\frac{15}{16}$ -in. surface cutter, $\frac{3}{8}$ -in. cove; $\frac{1}{2}$ -in. V-groove; $\frac{1}{4}$ -in. combination panel bit; $\frac{3}{8}$ -in. quarter round and beading bit; $\frac{1}{4}$ x28-thread arbor with three pilots. Includes metal storage case.
9 GT 25437—Shipping weight 2 pounds 2 ouncesSet \$49.95

Kromedge® Router Bits*

10 Arbor, $\frac{1}{4}$ -in. Use with Kromedge® bits (11 thru 14). With two pilots.
9 GT 2589—Shpg. wt. 3 oz.Set \$2.99

11 Bead and Quarter-round Bits.
9 GT 25563— $\frac{1}{4}$ -in. Wt. 3 oz.\$4.49
9 GT 25562— $\frac{3}{8}$ -in. Wt. 3 oz.4.99
9 GT 25561— $\frac{1}{2}$ -in. Wt. 3 oz.5.49

12 Cove, Chamfering. Wt. 3 oz. ea.
9 GT 25571— $\frac{1}{2}$ -in.\$4.99
9 GT 25572— $\frac{3}{8}$ -in.4.49
9 GT 25589—45° chamfer bit4.99

13 Ogee Bits. Shpg. wt. 3 oz. each.
9 GT 25585— $\frac{3}{16}$ -in. Ogee\$5.99
9 GT 25587— $\frac{3}{32}$ -in. Roman Ogee . . 5.99
9 GT 25588— $\frac{1}{4}$ -in. Roman Ogee . . 6.99

14 Rabbet Bit. Rabbet $\frac{1}{4}$, $\frac{5}{16}$, $\frac{3}{8}$ -inch. Surface cut $\frac{1}{16}$ -inch.
9 GT 25581—Wt. 3 oz.\$5.99

15 Combination Panel Cutter.
9 GT 2554— $\frac{1}{4}$ -in. Wt. 3 oz.\$3.49

16 V-groove Chamfering Bit.
9 GT 2557— $\frac{1}{2}$ -in. Wt. 3 oz.\$4.99

17 Double-end straight, veining.
9 GT 25599— $\frac{1}{16}$ -in. Wt. 3 oz.\$4.49

Double-end 45°, 60° V-groove.
9 GT 25545—Wt. 3 oz.\$3.49

18 Dovetail Cutter. Use with dovetail template, on facing page.
9 GT 2553— $\frac{1}{4}$ -in. Wt. 3 oz.\$4.49
9 GT 25531— $\frac{1}{2}$ -in. Wt. 3 oz.4.99

19 Straight-face Bits. Wt. 3 oz. ea.
9 GT 2552— $\frac{1}{8}$ -in.\$1.99
9 GT 25521— $\frac{1}{4}$ -in.2.29
9 GT 25522— $\frac{3}{8}$ -in.2.99
9 GT 25523— $\frac{1}{2}$ -in.3.49
9 GT 25529— $\frac{3}{4}$ -in.5.49

Veining Bits.
9 GT 2559— $\frac{1}{8}$ -in. Wt. 2 oz.\$2.49
9 GT 25592— $\frac{3}{16}$ -in. Wt. 3 oz.2.69
9 GT 25593— $\frac{7}{32}$ -in. Wt. 3 oz.2.99
9 GT 25594— $\frac{1}{4}$ -in. Wt. 3 oz.3.49

Carbide-tipped Router Bits*

Last at least 15 times longer in soft wood than steel bits at left
... $\frac{1}{4}$ -inch shank

20 Arbor, $\frac{1}{4}$ -in. With 2 ball bearings ($\frac{1}{2}$ and $\frac{3}{8}$ -in.). For carbide bits (21, 22 and 25).
9 GT 25895—Wt. 3 oz.Set \$6.49

21 Bead and quarter-round Bits. Wt. 3 oz. each.
9 GT 25566— $\frac{3}{8}$ -in.\$13.99
9 GT 25565— $\frac{1}{2}$ -in.14.49

22 Cove and Chamfering Bit. $\frac{3}{8}$ -inch. Shpg. wt. 3 oz.
9 GT 25576\$13.99
9 GT 25575— $\frac{1}{2}$ -in. Wt. 4 oz.14.49

23 Combination straight, bevel Cutter. For Formica®, etc.
9 GT 2541— $\frac{1}{4}$ -in. Wt. 3 oz.\$5.49

24 Bevel Veneer Cutter. $\frac{1}{2}$ -in.
9 GT 25412—Wt. 3 oz.\$10.99

Straight Veneer Cutter. $\frac{1}{2}$ -in.
9 GT 25413—Shpg. wt. 3 oz.\$10.99

Replacement Ball bearing Slinger for (24).
9 GT 25411—Wt. 3 oz.\$1.99

25 Rabbet Bit. Rabbet $\frac{1}{4}$, $\frac{5}{16}$ and $\frac{3}{8}$ -inch.
9 GT 25582—Shpg. wt. 4 oz.\$13.99

26 Straight-face Bit. $\frac{1}{4}$ -inch. Shipping weight 3 ounces.
9 GT 25524\$5.99
9 GT 25525— $\frac{5}{16}$ -in. Wt. 3 oz.6.49
9 GT 25526— $\frac{3}{8}$ -in. Wt. 3 oz.6.99
9 GT 25527— $\frac{1}{2}$ -in. Wt. 4 oz.7.99

27 Combination Panel Cutter.
9 GT 25541—Wt. 3 oz.\$5.99

28 V-groove Chamfering Bit. $\frac{1}{2}$ -inch. Shpg. wt. 3 oz.
9 GT 25578\$9.99



The **CRAFTSMAN®**
Panel-Cutting Specialist!
Compact, lightweight
4-in. Saw designed to cut
wall paneling and trim

- Motor develops maximum $\frac{3}{8}$ HP
- Extra fast 7000-rpm no-load speed
- Micrometer type depth adjustment for precise cutting control



\$54⁵⁰

CRAFTSMAN® COMMERCIAL. Compact panel saw weighs less than 5 pounds so you can slice through wall paneling and rip through framing material using only one hand... leaves your other hand free to control material. Micrometer-type depth adjustment lets you set the 4-inch blade to accurately cut depths up to $\frac{3}{8}$ inch. Cuts at angles from 0° to 45°.

Double-insulated... plugs into any standard 2-prong outlet. 100% ball-bearing construction protects against friction and wear. Helical gears deliver smooth power and torque transmission. Externally accessible motor brushes for easy maintenance. High-impact polymer motor housing, aluminum gear case, steel base. With edge-guide, Kromedge® blade, wrench and 6-ft., 2-wire cord, 110-120-v., 720-w., 60-Hz. AC. UL listed. *Guaranteed for one full year... see page 122. Also see note below.*

9 GT 1189—Shipping weight 10 lbs. 2 oz. \$54.50

NOTE: Be sure to wear Safety Goggles when operating any circular saw on this page... see safety equipment on page 116.

**Sears Has a Credit Plan
to Suit Most Every Need**

See Big Book or ask for details

DOUBLE INSULATED

All CRAFTSMAN® Portable Electric Circular Saws on these two pages are double-insulated so they never need grounding. See page 122 for full explanation.

126 **Sears** CDPKBS MLAGG

**SAFETY
SEAL** power tool institute

Power Saws on these 2 pages have Safety Seal of the Power Tool Institute. See page 134 for complete details.



\$24⁵⁰

CRAFTSMAN® quality at a low price...
7-in. Circular Saw develops maximum
1 $\frac{1}{4}$ HP... no-load speed 5,000 rpm

Double insulated. Cuts 2x4's at 90° and 45°. Single reduction spur gear. Permanently lubricated sleeve bearings. Aluminum gear housing; high-impact polymer motor housing and handle. External blade clutch. Sawdust blower. Wrap-around base provides support. 7-in. combination blade; wrench; 6-ft., 2-wire cord. 110-120-v., 1020-w., 60-Hz. AC. UL listed. *Guaranteed one full year... see page 122. Also see safety note below, left.*

9 GT 1180—Shipping weight 11 lbs. 6 oz. \$24.50

**Rip Guide for circular saws 9 GT 1180 above,
9 GT 1181 below.**

9 GT 27679—Shipping weight 10 ounces \$1.49



\$37⁵⁰

CRAFTSMAN®

7-in.

Circular Saw

develops maximum

1 $\frac{1}{2}$ HP... no-load speed 5100 rpm

Double insulated... plugs into any standard 2-prong outlet. Cuts 2x4's at 90° and 45°. Single reduction gearing provides steady power. Roller and sleeve bearings. Painted aluminum gear housing. High-impact polymer motor housing and handle. Retractable blade guard. External blade clutch.

Motor end cover removes for easy brush checking. Wrap-around base. Easy-view blade port. Sawdust blower with side-ejection chute. 7 inch combination blade; wrench; 6-ft., 2-wire cord. 110-120-v., 1080-w., 60-Hz., AC. UL listed.

Guaranteed for one full year... see page 122. Also see safety note below, left.

9 GT 1181—Shipping weight 11 lbs. 6 oz. \$37.50

**As above except develops maximum 1 $\frac{1}{2}$ HP at
5200 rpm (1080-w.), ball and sleeve bearings, heli-
cal gears and rip fence with 4-in. face.**

9 GT 11823—Shipping weight 11 lbs. 6 oz. \$47.50



1

1 CRAFTSMAN® Miter-arm Attachment. Adapts your circular saw for jobs normally requiring bench or radial saws. Saw (not included) slides accurately along metal guides. Allows double compound cuts up to 45° right or left. Shows degree marks on easy-to-read rule. Guides adjust to fit CRAFTSMAN saws (except 9 GT 1188C, 9 GT 1187C, former 9-2789). Also fits most other electric circular saws with bases 6 in. wide. Includes table (partially assembled). See safety note above left. See "N" suffix, page 96.

9 GT 1715N—Shipping weight 22 pounds \$24.99

2 Gear Lubricant. Compounded to help keep electric tools working smoothly.

9 GT 2593—Four-ounce tube. Shipping weight 9 ounces Tube \$1.14

3 Portable Saw Guide. Helps make angle cuts with your portable electric handsaw or sabre saw. Also useful as a protractor. Adjusts from 0° to 72° right or left. Steel.

9 GT 1719—Shipping weight 2 pounds 4 ounces \$4.99



**CRAFTSMAN®
COMMERCIAL**

7-inch Saw develops
maximum 2 HP... no-
load speed 5400 rpm

- Arbor lock for fast blade changes
- Detachable base cuts close to walls

\$67⁵⁰

Double-insulated... needs no grounding. Blade cuts through 2x4's at both 90° and 45°. Ball and roller bearings. Precision helical gears for smooth power transmission. Non-glare aluminum gear housing; high-impact polymer motor housing and handle. Auxiliary handle for two-hand control. Retractable blade guard with assist lever. External, anti-kickback blade clutch helps protect motor.

Motor brushes conveniently located for easy maintenance. Spring-loaded, double-pole trigger switch for positive shutoff. Detachable, two-piece, wrap-around base. Built-in sawdust blower with side ejection chute. Easy-view bladeport.

Includes rip fence, 7-in. combination Kromedge® blade, wrench and 6-ft., 2-wire neoprene cord. 110-120-v., 1320-w., 25-60-Hz. AC-DC. UL listed. *Guaranteed 1 year... see page 122. Also see note at far left.*

Shpg. wt. 16 lbs.

9 GT 1186C \$67.50

**As above except develops
max. 1 $\frac{1}{4}$ HP at 5300 rpm
(1200-w.), ball, roller and sleeve
bearings. No 2-pc. base or arbor
lock. Standard cord. AC only.
Wt. 14 lbs. 3 oz.**

9 GT 1185 \$57.50



2



3



7 1/2-in. Saw develops max.
2 HP, no-load speed 5500 rpm

- Riving knife keeps wood separated
- Arbor lock for fast blade changes
- Detachable base... cut close to wall

\$84.50

Double insulated... never needs grounding. Vertical type depth of cut adjustment from 0 to 2 3/16-in. at 90°, 0 to 2 3/16-in. at 45°. Helical gears for smooth power transmission. Dependable 100% ball and roller bearings. Non-glare aluminum gear and motor housing. High-impact polymer handles.

Blade guard covers 85% of blade... up-front discharge guards against clogging. External anti-kickback clutch. Brushes conveniently located for easy checking. Spring-loaded double-pole switch. Two-piece wrap-around base gives full support... outboard detaches so you can cut close to vertical surfaces. Easy-view bladeport.

Built-in sawdust blower. Includes combination Kromedge® blade, wrench, rip fence with 4-in. face and 6-ft., 2-wire neoprene cord. 110-120-v., 1440-w., 60-Hz., AC. UL listed. *Guaranteed for one full year... see page 122. Also see safety note below.*

9 GT 1187C—Shpg. wt. 18 lbs. \$84.50

NOTE: Be sure to wear safety goggles when operating saws on this page, see p. 116.



CRAFTSMAN® Permanex® Cases

Quality tools deserve quality protection

(4 and 5) Tough polyethylene cases won't rust, peel, crack or chip, even at 20° below zero. Strong, molded design fits around tools... no need for extra packing or reinforcement. Double wall construction traps a cushion of air to help absorb shock.

4 Saw case. For all current Sears electric hand saws except 9 GT 1187C and 9 GT 1188C. Measures 15x12 1/2 x 10 1/2 in. high. 9 GT 1453—Shpg. wt. 4 lbs. \$10.99

5 Extra-large Case. Holds any saw on these two pages plus any Sears sabre saw plus any Sears 1/4 or 3/8-in. drill. Measures 21 1/2 x 12 1/2 x 12 3/4 inches high. 9 GT 1457C—Shpg. wt. 11 lbs. \$16.99


This 7 1/2-inch Saw gives you the most complete cutting control of any circular saw we sell!

INSTANTANEOUS BLADE CONTROL

Electronic brake brings spinning blade to a split-second halt the instant you release the trigger. Imagine a blade spinning at 5500 rpm (over 120-mph), yet you can stop that blade in .125 of a second. So, when you finish the cut and release trigger, the saw can be put down immediately.

BALANCED CONTROL HANDLING

One-piece handle with auxiliary grip is located in exact balance with saw's center of gravity. This location helps keep you cutting straight... ends twisting, turning or tipping of saw, especially when full base isn't in use... like cutting through the center of a 2x4. The result... 2-hand balanced control.



*Sears * Best*



- Motor develops maximum 2 1/8 HP
- No-load speed of 5500 rpm
- Arbor lock for fast blade changes

\$99.50

Double insulated... needs no grounding. Just plug saw into any conventional two-prong outlet. Heavy-duty, 2 1/8-HP motor powers blade through the toughest materials. Release the trigger and electronic brake stops blade in a split second. Cuts from 0 to 2 3/16-inches deep at 90°, 0 to 2 3/16-inches deep at 45°.

Select cutting depth by moving saw up or down, not by tilting... so you never have to crook your arm to reach the grip. Precision helical gears for smooth power transmission. Ball and roller bearings for long, dependable service. Sectional non-glare aluminum housings with high-impact polymer handles.

Special guard covers 85% of blade. Air flow sweeps sawdust through side-ejection chute located toward front of blade guard... so there's less distance for dust to travel and that means less chance for clogging.

External clutch protects motor if blade jams... helps protect user by preventing kickback. Detachable 2-pc. base wraps around entire saw for support. Easy-view bladeport. Sawdust blower clears the cutting line. Spring-loaded motor brushes pop out for easy checking.

Comes with combination Kromedge® blade, wrench, 6-ft., 2-wire neoprene cord with 3-in. strain relief and rotating rip guide with 4-in. face. Runs on 110-120-v., 1440-w., 60-Hz., AC. UL listed. *Guaranteed for one full year... see page 122. See safety note above, left.*

9 GT 1188C—Shpg. wt. 20 lbs. \$99.50

MORE COMPLETE-CONTROL FEATURES



Riving knife trails blade... keeps cut wood separated to guard against blade binding or jamming



Easy-to-read vertical scales show cutting depth in 1/16ths of an inch and bevel angle in degrees.



Base tilts up to 45°... quadrant is calibrated in well-separated 5° increments



Part of 2-piece base detaches... so you can cut close to walls

COPBKS
MLAEGD

Sears 127

CRAFTSMAN® Reciprocating Saw

It gives plumbers and carpenters enough power to cut through steel pipe, walls and floors



Develops maximum 1/2 HP

\$59.99

Double-insulated . . . plugs into standard 2-prong outlet, needs no grounding. Long 1 1/4-inch stroke saws through 2x4's in seconds. With proper blades, you can even cut ferrous metals up to 1-inch thick. Just squeeze the trigger for variable speeds from 0 to 2400 strokes per minute (spm). 100% ball-bearing drive. Precision steel helical gears. Ring of silicone rubber protects motor leads . . . helps prevent motor burnout.

Non-glare aluminum gear housing and high-impact polymer motor housing with built-in auxiliary handle. Assist handle mounts on either side. Two-position base shoe lets you pivot saw. Holds blades with 1/2-inch shank, up to 12 inches long. Cuts flush to wall or floor. Brushes accessible for easy maintenance.

Includes wood-cutting blade, wrench, 6-foot, 2-wire cord. Runs on 110-120 volts, 456-watts, 60-Hertz AC. UL listed. *Guaranteed for 1 year . . . see page 122.*

9 GT 1706—Shipping weight 9 pounds 12 ounces \$59.99

Saw as above except develops maximum 3/8 HP, single speed (2400 spm), 1-inch stroke.

9 GT 1703—Shipping weight 5 pounds 15 ounces \$47.50

Permanex® polyethylene Case for both saws above.

9 GT 1454—Shipping weight 3 pounds 6 ounces \$10.99

CRAFTSMAN® Reciprocating Saw Blades

(1 thru 5) For CRAFTSMAN®, Black and Decker, Milwaukee, Pennacraft, Powt-Kraft, Skil, Shopmate and Stanley reciprocating saws. Blade (4) for CRAFTSMAN only.

1 6 inches long; 7 teeth per inch. For smooth cuts in wood, plastic, composition board; all plunge cutting. Keyhole tip for various scroll cuts. High-carbon steel.

Shipping weight each 3 ounces.

9 GT 28681 Each 69¢; 5 for \$2.85

2 9 inches long; 3 teeth per inch. For fast, rough cuts in green or fibrous woods over 1 in. thick. Good for rough-in work and notching timbers and joists. High-carbon steel.

9 GT 28682—Shpg. wt. ea. 4 oz. Each \$1.19; 5 for \$5.25

3 6 inches long; 24 teeth per inch. For cutting steel, other metals up to 1/8 inch thick. Especially suited for cutting pipes, tubing, angle iron. High-speed steel.

9 GT 28683—Shpg. wt. ea. 3 oz. Each 99¢; 5 for \$4.35

4 6 inches long; 7 teeth per inch. For cutting flush to wall or floor through wood, plastic, nails. High-speed steel. Fits 9 GT 1706, 9 GT 1703, former saws 9-2787, 9-2784.

9 GT 28684—Shpg. wt. ea. 3 oz. Each 99¢; 5 for \$4.35

5 12 inches long; 7 teeth per inch. For smooth, deep cuts through thick wood, plastic, composition board, hardboard. High-carbon steel.

9 GT 28685—Shpg. wt. ea. 4 oz. Each \$1.49; 5 for \$6.50

Package of 5 Blades. One each of (1) thru (5).

9 GT 28688—Shipping weight 11 ounces Pkg. \$4.88

3/8-HP Manual Scroller

Just turn the knob and blade rotates to follow cutting line



- Variable-speed control lets you cut fast or slow . . . whatever the job requires
- Develops maximum 3/8 HP
- Long 1-inch stroke spreads work out for fast cutting and longer blade life

\$59.50

Double insulated . . . needs no grounding. Precise scrolling mechanism cuts almost any design . . . just twist the knob to follow the line. Trigger-controlled speeds ranging from 0 to 2700 strokes per minute . . . with safety release. Saw bar swivels a full 360°. Starts its own cut . . . no drilling necessary. Cuts leather, wood or metal with proper blade. Counter-balance design smooths out vibration and reduces operator fatigue. Top handle adds extra control for those intricate jobs. Wide heavy-duty base tilts up to 45° to either side for bevel cuts, 1-inch bevel quadrant.

Saw bar quadrant lock. Built-in sawdust blower clears the cutting line. Blade chuck even holds broken blades. Brushes conveniently located for easy checking or replacement. Ball and sleeve bearing motor. Polished aluminum gear housing, high-impact polymer motor housing and handles. Includes blade, circle-cutting edge-guide attachment, chip-shield and 6-foot, 2-wire cord. Runs on 110-120-volt, 60-Hertz AC. 360 watts. UL listed. *Guaranteed for one year . . . see page 122.*

9 GT 1726—Shipping weight 9 pounds 4 ounces \$59.50

CRAFTSMAN® Sabre Saws

Two-speed Saw

Develops maximum 1/4 HP . . . 3/8-inch stroke

\$34.50



6 Double-insulated . . . needs no grounding. Two position slide switch sets 2700 or 3400 strokes per minute (no-load speed). Rugged ball and sleeve bearings. Even cuts through 2x4's with ease. Base tilts up to 45° right or left. 1-in. bevel quadrant. Polished aluminum gear housing, high-impact polymer motor housing and handles. Built-in sawdust blower. Blade chuck even holds broken blades. Includes blade, circle-cutting edge-guide attachment and 6-ft., 2-wire cord. 110-120 v., 60-Hertz AC. 287 watts. UL listed. *Guaranteed for 1 year . . . see page 122.*

9 GT 1724—Shpg. wt. 5 lbs. 5 oz. \$34.50

Two-speed Saw

Develops maximum 1/8 HP . . . 1/2-inch stroke

\$24.50



7 Double-insulated . . . needs no grounding. Two position slide switch sets 2600 or 3200 strokes per min. (no-load speed). Permanently lubricated ball and sleeve bearings. Base tilts 45° right or left, 1-in. bevel quadrant. High-impact polymer housing.

Gears and motor held in accurate alignment. Built-in sawdust blower. 6-ft., 2-wire cord, blade and edge-guide (not shown). 110-120-v., 276-w. 60-Hz. AC. UL listed. *Guaranteed for 1 year . . . see page 122.*

9 GT 1721—Shpg. wt. 4 lbs. 4 oz. \$24.50

Saw as above except develops max. 1/8 HP, sleeve bearings, no edge-guide. 251 watts.

9 GT 1718—Shpg. wt. 4 lbs. 12 oz. \$18.50

Single-speed Saw

Develops maximum 1/8 HP . . . 1/2-inch stroke

\$9.99



8 Double-insulated . . . needs no grounding. Slide-action switch. Maximum 3200 strokes per minute (no-load speed). Bronze sleeve bearings. High-impact polymer housing. Base tilts 45° right, left. Sawdust blower.

Includes 6-ft., 2-wire cord, woodcutting blade. Runs on 110-120-v., 240-w. 60 Hz. AC. UL listed. *Guaranteed for 1 year . . . see page 122.*

9 GT 1717—Shpg. wt. 3 lbs. 15 oz. \$9.99

With these Automatic Scrollers there's no need to turn the saw or knob

Just apply slight hand pressure and sensitive offset blade pivots freely in any direction to follow cutting line
...no other sabre saws you can buy are easier to guide



Guide saw forward, blade follows cutting line

Slide saw to left, blade pivots left to cut

Pull saw backward, blade pivots to the rear

Sears * Best

\$49⁵⁰

TYPE I

- Trigger-controlled variable speeds
- Develops maximum $\frac{3}{8}$ HP
- $\frac{3}{4}$ -inch stroke

Double-insulated... needs no grounding. Scrolling mechanism permits accurate cuts in almost any design. Saw bar swivels a full 360°. Counterbalance design smooths out vibration and reduces operator fatigue. Cuts leather, wood or metal with proper blades... just pull the trigger to match variable speeds with the job (0 to 3000 strokes per minute). Top handle adds extra control. Base tilts up to 45° right or left for bevel cuts, 1-inch bevel quadrant. Built-in sawdust blower clears the cutting line. Blade chuck even holds broken blades. Polished aluminum gear housing, high-impact polymer motor housing and handles. Ball and sleeve bearings. Motor brushes located for easy checking or replacement. Includes blade, circle-cutting edge-guide attachment and 6-foot, 2-wire cord. Runs on 110-120 volts, 360-watts. 60-Hertz AC. UL listed. *Guaranteed for 1 year, see p. 122.*
9 GT 17251—Shipping weight 6 pounds 10 ounces\$49.50

\$69⁵⁰

- Rear-mounted control dial for 12 pre-set blade speeds... 1300 to 2700 strokes per minute
- Develops maximum $\frac{1}{2}$ HP
- Automatic regulator to hold speed under heavy loads
- Long 1-inch stroke speeds work for fast cutting

Double-insulated... needs no grounding. Engineered for rugged professional use, yet accurate enough to follow the most intricate cutting line. Variable-speed range lets you match the speed to the job... also makes blades last up to 4 times longer. Trigger locks for speed consistency. 100% ball-bearing motor for years of service.

Base tilts up to 45° right or left, 1-inch bevel quadrant. Top knob locks in all 90° positions for 2-hand control on straight cuts. Counter-balance drive design reduces vibration and fatigue. Sectional non-glare aluminum gear housing, high-impact polymer motor housing and handles. Built-in sawdust blower clears the cutting line. Brushes conveniently located for easy checking or replacement. Includes edge-guide and circle-cutting attachment, chip shield, blade, 6-foot, 2-wire neoprene cord. Runs on 110-120-volts, 420-watts. 60-Hertz AC. UL listed. *Guaranteed for 1 year, see page 122.*
9 GT 1728—Shipping weight 9 pounds 4 ounces\$69.50

- 1 Side Cutter Attachment. For flush wall cuts. Fits saw above and 9 GT 1726.
9 GT 27715—Shipping weight 6 ounces\$5.49

CRAFTSMAN® Scroller and Sabre Saw Blades

(2 thru 13) Specially heat-treated for hardness and precision-ground for sharpness. Metal-cutting blades made of M-2 high-speed steel... an alloy of chrome, vanadium and tungsten. Wood-cutting blades made of high-carbon steel. All blades designed to be self-centering, to give you a straight, clean cut. These blades fit most sabre saws.

Key	Teeth per in.	Uses	Lgth. in.	Catalog Number	Wt. oz.	Pkg. of	Per pkg.
(2)	Knife edge	For smooth cutting of rubber, leather tile, cardboard and wallboard	3	9GT2873	2	2	99c
(3)	32	For mild steel rods, pipe, sheet, etc.	3	9GT28701 9GT28706	2 4	2 10	\$1.09 4.99
(4)	24	For all non-ferrous metals (brass, copper, aluminum, magnesium, etc.)	3	9GT28702 9GT28705	2 3	2 10	1.09 4.99
(5)	14	General-purpose—wood, steel and non-ferrous metals, $\frac{1}{8}$ -in. or thicker	3 $\frac{1}{2}$	9GT2874 9GT28745	2 3	2 10	99c 4.49
(6)	10	For hardwood, wallboard, plastic, general crosscutting	3 $\frac{1}{2}$	9GT28712 9GT28716	3 3	2 10	89c 3.99
(7)	10	For finish cuts in plywood or veneer to 1 $\frac{1}{2}$ in. thick. Tapered back edge	3	9GT2876 9GT28764	2 3	2 10	1.19 4.99
(8)	10	For super fine finish cuts in woods, plastic, and laminates to $\frac{1}{4}$ in. thick	2 $\frac{1}{2}$	9GT28761	3	2	1.69
(9)	10	Kromedge® Scroller Blade specially designed for intricate scroll cuts	3	9GT28781	3	2	1.29
(10)	7	For fast cutting, ripping of soft wood (1x4's to 2x6's), and plasterboard	3 $\frac{1}{2}$	9GT28711 9GT28715	3 4	2 10	89c 3.99
(11)	7	For cutting wood up to 5 in. thick by saws with 1-in. or longer stroke	6	9GT2875	2	Each	99c
(12)	3	Deep-angle cuts in wood to 5 in. thick by saws with 1-in. or longer stroke	6	9GT2879	2	Each	99c
(13)	7	For cutting flush to wall or joints	3 $\frac{1}{2}$	9GT2877	3	Each	99c

14 blades. One of (2 and 12); two of (3 thru 7) and 2 of (10).
9 GT 28576—Shipping weight 5 ouncesPkg. \$5.49



Sabre Saw Accessories

14 **Permanex polyethylene Carrying Case.** Durable, double-wall construction. Will not rust, crack, chip, or peel. Fits all saws on these two pages. 14 $\frac{1}{2}$ x9 $\frac{1}{4}$ x10 $\frac{3}{8}$ in. high. One-piece catch with steel padlock eye.
9 GT 1452—Shipping weight 2 pounds 12 ounces\$8.99

15 **Sabre Saw Table.** For cutting small wood parts. Miter gauge and 2 miter grooves. Made of stamped steel. Measures 14 $\frac{1}{2}$ x16 $\frac{3}{4}$ x11 in. high.
9 GT 17416—Shipping weight 8 pounds 8 ounces\$10.99

16 **Circle-cutting, edge-guide Attachment.** Use with sabre saws on these two pages for cutting curves, straight lines or circles.
9 GT 27959—Shipping weight 10 ounces\$2.49

17 **Holder for extra blades and drill bits.** Attaches to power cord.
9 GT 2871—Shipping weight 4 ounces99c

18 **Light Attachment.** Mounts to any sabre saw on these two pages. Uses 2 "C" batteries (not included). Independent switch.
9 GT 25176—Shipping weight 6 ounces\$4.99

Do fast, rough sanding and gentle polishing with either of these tools



Develops maximum 1 1/2-HP

\$119.50

CRAFTSMAN® COMMERCIAL

Our best **CRAFTSMAN®** Sander-Polisher lets you sand with 9-in. discs or polish with 7-in. bonnet

- 1** Two no-load speeds . . . high (4600 rpm) and low (3600 rpm). Double insulated . . . needs no grounding. 100% ball bearing motor for long life. Hardened steel gears. Sectional housing of aluminum and fiber glass. Spindle lock, hang-up bail. With three 9-in. diam. sanding discs (fine, med., coarse); 9-in. diam. fiber backup pad; 4 1/2-in. rubber backup pad; 7-in. rubber backup pad; 7-in. diam. polishing bonnet. 6-ft., 2-wire neoprene cord. 110-120-v., 1080-w., 60-Hz. AC. UL listed. See 1 year guarantee pg. 122. Also see note below.
9 GT 1158—Shipping weight 14 pounds 4 ounces . . . \$119.50

Permanex® Cantilever Case. For sander-polisher 9 GT 1158 (above), sander 9 GT 1156 (at right). Won't chip, crack, rust. 21 1/2 x 12 1/2 x 12 1/4-in. 9 GT 1457C—Shipping weight 11 pounds . . . \$16.99

NOTE: Be sure to wear safety goggles when operating sanders on this page . . . see safety equipment page 116.



Develops maximum 1-HP. 4600 rpm for fast sanding **\$84.50** Without guard or grinding wheel

CRAFTSMAN® High-speed 7-inch Sander

- 2 CRAFTSMAN® COMMERCIAL.** Useful for auto-body repair shops, home hobby shops. Double-insulated . . . needs no grounding. 100% ball-bearing motor. Hardened steel gears. Sectional housing of fiber glass and aluminum with non-glare satin finish. Rubber bumper with hang-up bail. Brushes externally accessible. Spindle lock. Includes 5-in. rubber pad and 7-in. fiber pad, 3 sanding discs (fine, medium, coarse); spanner wrench. For polishing, order polishing bonnet 9 GT 2528 below. 6-ft., 2-wire cord. 110-120-v., 960-w., 60-Hz., AC. UL listed. *Guaranteed one year . . . see page 122. Also see note below, left.*
9 GT 1156—Shipping weight 13 pounds 14 ounces . . . \$84.50
9 GT 2528—**Lamb's Wool Polishing Bonnet.** Shpg. wt. 5 oz. . . . 2.19
- 3 Safety Guard for 7-inch Sanders.**
9 GT 1711—Shipping weight 1 pound 8 ounces . . . \$9.99
- 4 Grinding Wheel.** Fits all sanders shown. For fine finish work. Measures 7 x 1/4-in. Fits 5/8-in. spindle. Aluminum oxide. Use with guard (3) above.
9 GT 64106—Shipping weight 1 pound 2 ounces . . . \$2.99
- 5 5-in. Wire Cup Brush Wheel.** For sanding paint, removing rust and scale. Steel .02-gauge wire. Fits 5/8-in. x 11-thread spindle of both (1) and (2).
9 GT 64106—Shipping weight 2 pounds 12 ounces . . . \$5.49
- Aluminum-Oxide Sanding Discs.** For use with both (1), (2) and other 7-in. sanders. Tough fiber backing, 7-in. diameter, 5/8-in. center hole. Pkg. of 10.
9 GT 25299—80 Grit. Shipping weight 1 pound 2 ounces . . . Pkg. \$3.89
9 GT 25291—50 Grit. Shipping weight 1 pound 10 ounces . . . Pkg. 4.09
9 GT 25292—36 Grit. Shipping weight 1 pound 12 ounces . . . Pkg. 4.39

CRAFTSMAN® 2-speed, 6-inch Sander-Polisher
converts to 1/2-inch Drill

\$52.50 without case or drill chuck



- 6** Double insulated . . . plugs into standard 2-prong outlet without grounding. Motor develops maximum 3/4 HP . . . no-load speed of 4200 rpm (high), 3500 rpm (low). 100% ball and roller bearings. Double-pole, quick-release trigger switch with lock. Includes 6-in. rubber pad, 3 sanding discs (fine, med., coarse), spanner wrench, polishing bonnet. Aluminum gear housing, high-impact polymer motor housing, handle. Helical gears. Externally accessible motor brushes. Converts to 2-speed electric drill with 1/2-in. chuck at right (not included). 6-ft., 2-wire cord. 110-120-v., 660-w., 60-Hz. AC. UL listed.
Guaranteed for one full year . . . see guarantee on page 122. Also see note above, left.
9 GT 1152—Shpg. wt. 6 lbs. 7 oz. . . . \$52.50

- 7 Permanex® Case.** Polyethylene won't chip, crack, rust. For 9 GT 1152, former 9-1150, 9-1151. 17 1/2 x 9 3/4 x 10 1/16 inches.
9 GT 1454—Shpg. wt. 3 lbs. 6 oz. . . . \$10.99

- 8 Geared Key Chuck.** Replacement for Sears, other electric drills. Converts sander-polisher 9 GT 1152 at left to electric drill. Hardened steel. Tested for accuracy. Nickel-chrome-moly steel jaws. Keyholes do not extend into body cavity . . . keep dirt out. With 1/2-inch x 20-thread spindle . . . 5/64 to 1/2-inch capacity.
9 GT 2980—Shpg. wt. 1 lb. . . . \$6.99

- Aluminum-Oxide Sanding Discs.** Fit 9 GT 1152. 6-inch diameter . . . 5/8-inch center hole. Package of six.
9 GT 25293—Fine. Wt. 6 oz. . . . Pkg. 69c
9 GT 25294—Med. Wt. 7 oz. . . . Pkg. 69c
9 GT 25295—Coarse. Wt. 6 oz. . . . Pkg. 69c

- Lamb's Wool Polishing Bonnet.** For 9 GT 1152, former 9-1150, 9-1151. 6-inch diameter.
9 GT 2527—Shpg. wt. 4 oz. . . . \$1.89

Sears Has a Credit Plan to Suit Most Every Need
See Big Book or ask for details

Heavy-duty 1½-HP* Belt Sander

Rips into rough surfaces . . . big 24-square inch continuous belt moves at a no-load speed of 1500 ft. per min., works twice as fast as sander below. Sands wood, metal, stone or plastic. Big 4x6 inch working surface provides stable, efficient sanding even on uneven surfaces



Without dust pickup

\$79.50




With dust pickup system

\$89.99

DOUBLE INSULATED

See story on page 122



(1 and 2) Designed for heavy-duty, professional-quality work. Double-insulated . . . never needs grounding. Tough 100% ball, roller bearings at critical points of wear for long, dependable service. Change belt in seconds with quick-release lever. Sands flush to vertical surfaces. Extra-large brushes . . . externally accessible for easy maintenance. Sturdy aluminum alloy housing with non-glare satin finish. Double-pole trigger switch gives positive shutoff. Combination gear and cogged belt drive.

Includes aluminum oxide sanding belt. With 6-ft., 2-wire neoprene cord. 110-120-v., 900-w., 60-Hz. AC. UL listed. *Guaranteed one year . . . see guarantee on page 122. Also see safety note below.*

1 With dust pickup. Enclosed housing has vacuum-action to keep work surface clean.
9 GT 1178C—Shipping weight 18 pounds . . . \$89.99

2 Without dust pickup. Order hose (3) below.
9 GT 1176C—Shipping weight 16 pounds . . . \$79.50

3 Dust Pickup Hose. For use with Belt Sanders 9 GT 1176C above, 9 GT 1172 below and former sanders 9-2242, 9-2262. Flexible plastic, 4 feet long—1¼-inch diameter. With connection adapter. Fits most tank and canister vacuums.
9 GT 11765—Shipping weight 2 lbs. 3 oz. . . . \$9.99

4 Permanex® Case. Blow-molded, double-wall polyethylene plastic. Won't chip, dent or rust . . . resists cracking even at 20 degrees below zero. Resists acids, oils, and impact.

For 9 GT 1178C, 1176C at left and 9 GT 1175 below, left. Size 21½x12½x12¾-in. high.
9 GT 1457C—Shpg. wt. 11 lbs. . . \$16.99

For 9 GT 1172 Sander below, left. Size 9¾x17¾x10½-in. high.
9 GT 1454—Wt. 3 lbs. 6 oz. . . . \$10.99

CRAFTSMAN® 1-HP* Belt Sander

. . . now also available with convenient dust pickup system

- Continuous belt with 15-sq. in. work surface
- Sands at a no-load speed of 1300 ft. per min.

5 Sander with dust pickup. . . enclosed housing has vacuum-action to help keep work surface clean. Compact, lightweight, yet built with ample power. Double-insulated . . . needs no grounding. Sands flush to vertical surfaces. Externally accessible brushes for easy maintenance. Ball bearings at heavy wear points. Entire housing made of lightweight, high-impact polymer. Easy on-off action with built-in trigger switch. Includes one medium grit sanding belt. 6-ft., 2-wire cord. 110-120-v., 840-w., 60-Hz. AC. UL listed. *See one year guarantee on page 122. Also see safety note below.*

9 GT 1175—Shipping weight 12 lbs. 8 oz. . . . \$64.50

6 Sander above without dust pickup. Order hose (3) above.
9 GT 1172—Shipping weight 8 lbs. 9 oz. . . . \$54.50

Note: Be sure to wear safety goggles when operating any belt sander on this page . . . see safety equipment on page 116.

*Horsepower indicated is maximum horsepower developed by the motor.



With dust pickup system

\$64.50

5

DOUBLE INSULATED

See story on page 122





Orbital action
is best for
rough sanding

Straight-line
is best for
fine sanding



CRAFTSMAN® Dual-action Sanders
give you the truest available
orbital and straight-line motions,
with the flip of a lever!

*Sears * Best*

- Double-insulated motor develops max. $\frac{1}{2}$ HP
- Big, oversized $4\frac{1}{2} \times 9$ -inch sanding pad

With built-in dust pickup

Without built-in dust pickup

\$6950

\$5950

1 With dust pickup system. Powerful, heavy-duty sander gives you true and efficient straight-line or orbital motions. Sands wood, metal, plastic; use it to remove paint or varnish. Motor with 100% ball and roller bearings for smooth, long-lasting performance. High-impact polymer handles and motor housing withstand rough handling. Aluminum base with non-glare satin finish. No-load speed of 4000 orbits or strokes per minute. Long $\frac{3}{16}$ -in. stroke. Built-in dust collection system whisks up most sawdust, helps keep work area clean for fast sanding. Steel frame supports bag.

Built-in front handle gives you firm 2-hand control. Handy trigger-type switch with push-button lock. Motor smoothly transmits power through helical gears. Easily accessible motor brushes for quick replacement. Lever-operated clamp holds sandpaper tight. Sander includes one sanding sheet and 6-ft., 2-wire neoprene cord with strain relief. 110-120-v., 540-w., 60-Hz. AC. UL listed. See note below. *Guaranteed for one full year* . . . see page 122.

9 GT 1168—Shipping weight 10 pounds 8 ounces . . . \$69.50

2 Sander above without dust pickup system.

9 GT 1166—Shipping weight 9 pounds 9 ounces . . . \$59.50

Lamb's Wool Polishing Pad (not shown). Measures $4\frac{1}{2} \times 11$ inches. For use with sanders 9 GT 1168 and 9 GT 1166 above. 9 GT 2537—Shipping weight 3 ounces . . . \$1.19

- Motor develops maximum $\frac{1}{2}$ HP
- Sanding pad measures $3\frac{3}{4} \times 7$ -in.

\$4250

3 Sander gives you efficient straight-line or orbital sanding on wood, metal or plastic. Shifts quickly from orbital to straight-line sanding with the flip of a lever. Double-insulated . . . lets you use standard 2-prong outlet without grounding adapter. No-load speed of 4000 orbits or strokes per minute. Ball and sleeve bearings. Precision helical gears for long life and smooth power transmission. Double-pole slide switch conveniently located in top of handle. Polished aluminum base housing; high-impact polymer motor housing and handle. Sands flush on three sides.

Built-in auxiliary handle for firm two-hand control. Spring clamp sandpaper holder for easy changing. Sanding surface measures $3\frac{3}{4} \times 7$ -in. Includes one aluminum-oxide sanding sheet and 6-ft., 2-wire cord. Operates on 110-120-v., 300-w., 60-Hz. AC. UL listed. See note below.

Guaranteed for one full year . . . see guarantee page 122.
9 GT 1164—Shipping weight 5 pounds 8 ounces . . . \$42.50

Lamb's Wool Polishing Pad (not shown). For 9 GT 1164 (3) above, 9 GT 1160, 9 GT 1163 below, former 9-2246, 9-2582. 9 GT 2530—Shipping weight 2 ounces . . . \$9c

NOTE: Be sure to wear safety goggles when operating any sander on this page . . . see safety equipment on page 116.



Double-insulated **\$1999**
Orbital Sander

Orbital action sander removes old paint and varnish fast . . . develops maximum $\frac{1}{2}$ -HP. No-load speed 4000 orbits per minute. Double-pole slide switch. High-impact polymer housing and handle.

Auxiliary handle. One aluminum oxide sanding sheet. 6-ft., 2-wire cord. 110-120-v., 240-w., 60-Hz. AC. UL listed. See safety note above right. *Guaranteed for one full year* . . . see page 122.
9 GT 1160—Shpg. wt. 5 lbs. 4 oz. . . \$19.99

Sander above with dual-action and $\frac{1}{2}$ -HP. Changes sanding motions with flip of a lever.
9 GT 1163—Shpg. wt. 5 lbs. 4 oz. . . \$32.50



4 Rugged Permanex® Cases
resist oil, acids and denting

(4 and 5) Dependable protection for your sander. Double walls of tough polyethylene won't chip peel or crack . . . even at 20° below zero. Will not rust. Also resists alkalines. Store easily, because handle rests flat in recessed top.

4 For 9 GT 1166 and 9 GT 1168 above. Measures $17\frac{3}{4} \times 9\frac{3}{4} \times 10\frac{1}{16}$ inches.
9 GT 1454—Shpg. wt. 3 lbs. 6 oz. . . \$10.99

5 For 9 GT 1160, 9 GT 1163 at left and 9 GT 1164 above. Measures $14\frac{1}{4} \times 9\frac{1}{4} \times 10\frac{3}{8}$ inches.
9 GT 1452—Shpg. wt. 2 lbs. 12 oz. . . \$8.99

CRAFTSMAN® 1/2-inch Electric Drills

Maximum torque at low speeds for heavy-duty drilling in brick, cement, steel... accurate starts in tough material

- Double-insulated... plug into standard 2-prong outlet
- Assist handles for 2-hand control
- Precision helical gears for long life... double reduction for uniform torque
- Double-pole trigger switch... locks for continuous operation, releases quickly
- Reversible for backing out stuck bits

*Sears * Best*

Heavy-duty Drills with rugged aluminum motor housings



SAFETY SEAL
power tool institute

All Portable Electric Drills on this page carry the Safety Seal of the Power Tool Institute. For complete details, see page 134.

1/2-HP Single-speed **\$6950** | 1/2-HP Single-speed **\$5950**

1 Motor develops maximum 1/2 HP. Single, no-load speed of 575 rpm (600 w.). Double-insulated... no need to ground. With 100% ball and roller bearings... gives you maximum efficiency and long, dependable service. Precision helical gears. Double reduction gearing for extra torque and steady power. With 1/2x20-threaded spindle. Externally accessible brushes. Toggle-type reversing switch.

Rigid sectional aluminum housing with non-glare satin finish stands up to rough use. High-impact polymer handles with textured grips. Top handle and 4-position, "D" grip rear handle, both removable when not in use. Includes 6-foot, 2-wire neoprene cord. (Bit not included). Operates on 110-120-volt, 60-Hz., AC. UL listed.

Guaranteed for one year... see page 122. Also see safety note below.
9 GT 1149—Shipping weight 9 pounds 5 ounces\$69.50

As above except motor develops maximum 1/2 HP (576 w.). Permanently lubricated ball and sleeve bearings. Polished aluminum housing. Standard cord.

Be sure to see safety note below.
9 GT 1139—Shipping weight 9 pounds 3 ounces\$59.50

Medium-duty Drills with high-impact polymer motor housings

1/2-HP Single-speed **\$3250** | 1/2-HP Variable-speed **\$4750**

(2 and 3) Powerful, reversible drills with aluminum gear housings... ball thrust, sleeve bearings for long dependable service. Operate on 110-120-v., 60-Hz. AC. UL listed. *Guaranteed for one full year... see guarantee details and double-insulation story on page 122.*

2 Single-speed Drill. Motor develops maximum 1/2 HP. No-load speed of 525 rpm (354 w.). Triple reduction gearing. Compact design. Top assist handle removes quickly. Pin-type spindle lock makes chuck removal easy. 1/2x20-threaded spindle. With 6-ft., 2-wire cord. Bit not included.

See safety note below.
9 GT 11191—Shipping weight 4 pounds 10 ounces\$32.50

3 Variable-speed Drill. Motor develops maximum 1/2-HP. Trigger pressure determines no-load speed from 0 to 600 rpm (360-w.). Double reduction gearing. Motor brushes externally accessible for easy checking. Removable top handle. 1/2x20-threaded spindle. With 6-ft., 2-wire cord. Bit not included.

See safety note below.
9 GT 1129—Shipping weight 6 pounds 5 ounces\$47.50

Sears Has a Credit Plan to Suit Most Every Need

See Big Book or ask for details



NOTE: Be sure to wear safety goggles when operating drills on this page... see safety equipment on pg. 116.

CRAFTSMAN® 3/8-in. Drills..more versatile than

All 3/8-inch Drills on these two pages let you do the following tasks with the proper accessories on pgs. 119, 120 and 121



1
Single-speed
develops maximum
1/5 HP for
light-duty work
\$1350

2
Variable-speed
develops max.
1/5 HP for
medium-duty work
\$3250

3
Variable-speed
develops maximum
1/4 HP for
medium-duty work
\$3750

1 Double insulated... needs no grounding, just plug into any standard 2-prong outlet. No-load speed of 1200 rpm. Permanently lubricated sleeve bearings require no maintenance. Double reduction gears for smooth, steady power transmission. High-impact polymer housing. Heat-resistant wire wound motor helps prevent motor burnout. Equipped with 6-ft., 2-wire cord. Operates on 110-120-v., 264-w., 60-Hz. AC. UL listed. Not reversible. *Guaranteed for one full year... see bottom of facing page. Also see safety note below.*
9 GT 1142—Shpg. wt. 3 lbs. 10 oz.\$1350

2 Reversible for backing out stuck bits. Double insulated... never needs grounding. Pressure on trigger controls variable no-load speed from 0 to 1200 rpm. Trigger locks for continuous operation... release quickly. Ball thrust and sleeve bearings. Double reduction spur gearing. Entire housing made of high-impact polymer. With 6-foot, 2-wire cord. Operates on 110-120-v., 264-w., 60-Hz. AC. UL listed. *Guaranteed for one full year... see bottom of facing page. Also see note below, left.*
9 GT 1144—Shpg. wt. 3 lbs. 15 oz.\$3250

3 Flip a switch to reverse rotation... back out stuck bits, remove screws. Double-insulated... needs no grounding. Pressure on trigger controls variable no-load speed from 0 to 1200 rpm. Double reduction helical gears for extra torque... smooth power transmission. High-impact polymer motor housing with aluminum gear housing. Spindle lock for easy chuck removal. 6-ft., 2-wire cord, chuck key. 110-120-v., 330-w., 60-Hz. AC. UL listed. *Guaranteed for one year... see page 135. Also see note below, left.*
9 GT 1136—Shpg. wt. 4 lbs. 4 oz.\$3750

NOTE: Be sure to wear Safety Goggles when operating any drill on this page... see page 116.

As (2) above except not reversible.
Shipping weight 3 pounds 10 ounces.
9 GT 1143\$2150

As (3) above except dev. max. 3/10-HP (336-w.);
trigger locks at 2 pre-set speeds, ball, sleeve bearings.
9 GT 1146—Shpg. wt. 4 lbs. 3 oz.\$4250

All drills on these 2 pages

DOUBLE INSULATED

See complete double insulation story on page 122

CRAFTSMAN® Tools carry the seal of the Power Tool Institute... This seal assures you:



That the manufacturer's power tools, including the particular tool associated with the Seal, are produced in accordance with applicable Standards for Safety of Underwriters' Laboratories, Inc. and American National Standards Institute (ANSI);

That compliance with applicable safety standards is assured by independent inspection and testing conducted by Underwriters' Laboratories, Inc.;

That every motorized tool is inspected under power;

That every tool has with it adequate instructions and a list of safety rules for the protection of the user;

That the tool manufacturer is a member of the Power Tool Institute and is a sponsor of the Institute's Consumer Safety Education Program



CRAFTSMAN® 1/4-in. Drills..give you high speeds for fast drilling plus sanding and polishing

Variable-speed 1/8-HP **\$1650**

4 Double-insulated... never needs grounding. Motor develops maximum 1/8-HP (240-w.). Just squeeze trigger to increase speed and torque. Permanently lubricated sleeve bearings require no maintenance. Single reduction spur gearing. Entire housing made of lightweight, high-impact polymer. With 6-ft., 2-wire cord. Operates on 110-120-v., 60-Hz. AC. UL listed. *Guaranteed for one full year... see facing page. Also see note above, left.*
Shipping weight 3 pounds 8 ounces.
9 GT 1141.....\$1650

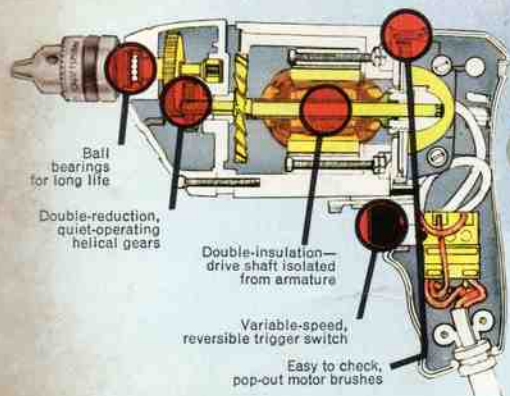
Single-speed 1/8-HP **\$844**

5 Double insulation lets you use any standard household 2-prong outlet. Motor develops maximum 1/8-HP (240-w.). Permanently lubricated sleeve bearings need no maintenance. Single reduction spur gearing. Housing made of high-impact polymer... lightweight yet strong. Compact design for working in tight places. Equipped with 6-ft., 2-wire cord. Operates on 110-120-v., 60-Hz. AC. UL listed. *Guaranteed for one full year... see facing page. Also see note above, left.*
9 GT 1140—Shpg. wt. 3 lbs. 10 oz.\$844

1/4 or 1/2-in. Drills

Higher torque than 1/4 in. for drilling tough materials . .
faster speed than 1/2 in. for sanding and polishing

The **CRAFTSMAN® TYPE I** is no ordinary 3/8-in. drill . . just take a look at what's inside



Shown above are the five features tool users told us they wanted most in an electric drill . . features usually found only on the most expensive drills. We had them built into our TYPE I to give the homeowner a drill with extra power, durability and versatility, at an affordable price.

1 The remarkable drill you've seen on TV. Double-insulated . . plugs into any standard 2-prong outlet. With the right accessories (see pages 119 thru 121), you can use it as a power screwdriver, a sander, a paint mixer . . even lets you thread rods, tap holes. All parts precision made and designed for steady power delivery, size, balance, appearance. Burnout protected motor develops plenty of power for drilling, cutting, polishing.

Rugged ball, roller and sleeve bearings at critical points of wear for long life. Hardened alloy steel gears with double-reduction gearing give you extra-smooth power transmission. Precision-gear chuck with key. Pin-type spindle lock makes chuck removal easy. Reversible for backing out stuck bits, removing screws. High-impact polymer motor housing and aluminum gear housing take rough handling, provide protection for user. Externally accessible motor brush pops out for easy checking or replacement. Variable no-load speed 0 to 1100 rpm (360-w.). 6-ft., 2-wire cord with strain relief. 110-120-v., 60-Hz. AC. UL listed. *Guaranteed for one full year . . see bottom of page. Also see safety note below.*

9 GT 1145—Shipping weight 4 pounds 10 ounces . . . \$47.50

Our most powerful 3/8-inch Drill develops maximum 3/8 HP . . variable-speed, reversible **\$5750**

2 CRAFTSMAN® COMMERCIAL. Instant-change variable speed of 0 to 1200 rpm (360-w.) with pressure on trigger. Ball and roller bearing construction. Double insulated . . plugs into any standard 2-prong outlet, never needs grounding. Bore through steel, concrete, wood and plastic with ease. Zips through a wide variety of jobs with attachments sold on pages 119 thru 121. Reversible . . just flip a switch and back out stuck bit.

Double-reduction helical gears for smooth, steady power transmission. Geared chuck with key. Spindle lock for easy chuck removal. Double pole switch for positive shutoff. Non-glare aluminum gear housing; high-impact polymer motor housing . . both stand up to heavy-duty use. Removable top-assist handle for better control.

Complete with 6-ft., 2-wire cord. Operates on 110-120-v., 60 Hz. AC. UL listed. *Guaranteed for one full year . . see guarantee at bottom of page. Also see safety note below.*

9 GT 1148—Shipping weight 5 pounds 9 ounces . . . \$57.50

NOTE: Be sure to wear Safety Goggles when operating drills on this page . . see page 116

Develops maximum 1/3-HP

\$4750



*Sears * Best*

Here are some reasons we can make this Guarantee

DOUBLE INSULATION:

Most CRAFTSMAN tools carry two systems of insulation . . see page 122 for double insulation story.

ALUMINUM AND HIGH-IMPACT POLYMER HOUSINGS:

Rugged materials provide dependable protection for tool and user, yet add very little weight.

POWER AND VERSATILITY TO MATCH YOUR SPECIFIC NEEDS:

No need to use underpowered tools on big jobs. Our wide selection lets you choose the exact power you need.

CRAFTSMAN® Portable Electric Tools are backed by our famous UNCONDITIONAL GUARANTEE

Guarantee: CRAFTSMAN Portable Electric Tools are unconditionally guaranteed for one year to give complete satisfaction, or return for free replacement. This service is available by returning tool to any Sears store throughout the United States.


Sears Has a Credit Plan to Suit Most Every Need See Big Book or ask for details

0 10 20 30 40 50 60 70 80 90 100 110 120 130 140 150 160 170

mm

CRAFTSMAN® METRIC TOOLS

In this book we offer a wider selection of Metric Tools and Sets than ever before... see below and pages 20 thru 22



46-pc. Metric Socket and Wrench Set

\$59.99

More and more manufacturers are using metric parts in their products... you'll be ready to repair and service them with this great wrench and socket set. All pieces are "Super-Tuff" alloy steel, chrome-plated to resist rust. (If you need new ratchets, see page 16.)

Wrenches: six open-end (sizes 6x8mm thru 17x19mm); six box-end (size 6x8 thru 17x19mm); and 11 combination (sizes 6mm thru 17mm).

Sockets: eight 6-point, 1/4-inch square drive (sizes 4 thru 11mm); nine 12-point, 3/8-inch square drive (sizes 9 thru 19mm); and six 12-point, 1/2-inch square drive (sizes 13 thru 22 mm).

9 GT 33013—Shpg. wt. 5 lbs. 12 oz.Set \$59.99

23 Wrenches alone. As in set above.

9 GT 33011—Shpg. wt. 4 lbs. 4 oz.Set \$39.99

23 Sockets alone. As in set above.

9 GT 33012—Shpg. wt. 1 lb. 13 oz.Set \$23.99

SEARS, ROEBUCK AND CO.

SEARS, ROEBUCK AND CO.,
4640 ROOSEVELT BLVD.
PHILADELPHIA, PA 19132

POSTMASTER: If undeliverable, handle per Sec. 159.6

BULK RATE
U.S. POSTAGE

PAID

SEARS, ROEBUCK AND CO.

###

MR A ALSTADTER
808 BROOK RD
LAKEWOOD NJ 08701