



SEARS CRAFTSMAN REG. U.S. PAT. OFF. POWER TOOLS

1964

Featuring
three great
Multi-speed
Power Tools
with full power
at every speed



SEARS
ROEBUCK AND CO.

Satisfaction Guaranteed or Your Money Back



MEDIUM for non-ferrous metals: copper, brass, etc.





HI for ripping, crosscutting and contour wood cutting

LO for steel and plastics, blade lasts up to 8 times longer



An achievement of space-age research!

Multi-speed Sabre Saw develops 1/4 HP with full power at every speed



EDGE CUTTER
To cut along wall

FLUSH CUTTER
Cut in front of tool

Dial the right speed for wood, metal, plastic .. almost any material

\$49.99
cash

Without case; edge, flush cutters
NO MONEY DOWN



All Saws on these two pages are UL listed

1 We believe this is one of the greatest improvements in Sabre Saws in years. It's another achievement of modern electronics. Speed is changed electrically with semi-conductors. No gear-trains... *no loss of power at any speed.*

Industrial quality for heavy-duty continuous service. 1-inch stroke means extra capacity and faster cutting. Does work of 8 different saws—rip, crosscut, coping, jig, scroll, band, keyhole and hack saws. Cuts Masonite Presdwood, tile, Formica, wallboard, cardboard, aluminum, brass, copper, steel, conduit and BX. Excellent for cutting wall partitions with the 6-inch blade, for window or door openings.

No drilling necessary; makes its own starting hole. Many extra uses because you get 7 different blades—long 5-in. blade for straight cutting in wood up to 4 in. thick; non-splinter blade for plywood and veneer; knife-edge blade for rubber, leather, cardboard; 7 and 10-teeth-per-inch for wood; 24 and 32-teeth-per-inch for metals.

Chip deflector. Blade holder attaches to cord. Cool plastic-coated top handle, plus auxiliary handle-knob. Trigger switch with lock button. Counterbalanced drive. Ball and needle bearings. Polished aluminum alloy housing. Base tilts 45° to 90°. Extra-large base plate. Sawdust blower. Universal motor. Circle-cutting and edge-guide attachment. 10-ft., 3-wire cord; plug, wrench, holder. 110-120-volt, 60-cycle AC. UL listed (Industrial Standards). 1-year guarantee (see opposite page for full details).

9 M 2772—Shipping weight 8 pounds..... \$49.99

As above, but single speed. Without blade container or plastic chip deflector. Handle not plastic coated. 7 blades.

9 M 27985—Shipping weight 7 pounds 8 ounces..... \$38.99

2 Steel Carrying Case for above saws. 9x16x5 inches.

9 M 1495—Shipping weight 8 pounds 10 ounces... \$5.99

(3) 9 M 27727—Edge Cutter. Shipping weight 7 oz.... 4.89

(4) 9 M 27728—Flush Cutter. Shipping weight 5 oz.... 1.89

CRAFTSMAN Sabre Saw

REG U S PAT OFF.

Develops over 1/5 HP. . . 1/2-inch stroke

Without case \$ **24.99** NO MONEY DOWN
cash

- It actually does the work of 8 different saws
- Cuts wood, plastic, plywood, wallboard, leather, metals

1 It will be one of the most versatile tools in your shop. Does the work of rip, crosscut, coping, jig, scroll, band, keyhole and hack saws. A fine tool for the home craftsman—yet powerful enough for rugged industrial use. A big timesaver in plumbing, heating and electrical installations.

Cuts a 2x4 with ease. No drilling necessary for blind cuts because it makes its own starting hole. Counterbalanced drive reduces vibration for maximum cutting accuracy. Top handle permits positive control. Convenient finger-tip slide switch for instant starting and stopping.

Polished aluminum alloy housing. Steel base plate tilts 45° to 90° for angle cuts. Fan blows sawdust from guideline. Ball and sleeve bearings. Universal motor. Circle-cutting and edge-guide attachment for perfect circles and straight lines. 3 blades (7, 10 and 32 teeth per inch), 10-ft., 3-wire cord. Wrench, holder. 110-120-volt, 50-60-cycle AC-DC. UL approved (Industrial Standards). Guaranteed one year (see below).


9 M 27946—Shipping weight 5 pounds 15 ounces. \$24.99

2 Steel Carrying Case. For above saw and 9 M 2773 below. 9x16x5 in. With space for accessories, extra cord, etc.

9 M 1495—Shipping weight 8 pounds 10 ounces. \$5.99

GUARANTEE

We will repair at no charge any Sears Sabre Saw on these two pages that shows defects in materials or workmanship, if returned within the time specified in the description.



Package of 2 low as

59c



Alternate teeth are set evenly to right and left of center. Teeth share cutting load equally. . . cut smoother and faster with less vibration

CRAFTSMAN Sabre Saw Blades

Professional quality . . . fit all leading makes of saws

They fit all the following makes: CRAFTSMAN . . . Black and Decker . . . Doremeyer . . . Disston . . . Stanley . . . Millers Falls . . . Skil . . . Ram . . . Speedway . . . Shopmate . . . Forsberg . . . McGraw and others.

Each tooth gets a precision grinding after a unique heat treatment which keeps blades flexible without loss in toughness. Gives blade much longer life.

Wood-cutting and knife-edge blades are high-carbon steel. Metal cutting blades are M2 high-speed steel (chromium, vanadium, tungsten alloy).

Select the blade you need from the chart below for use on anything from soft wood to steel rods. You can handle almost any job quickly and efficiently. Makes them ideal for your home workshop.

Eight different types of CRAFTSMAN Sabre Saw Blades. Shipping weights as follows: 9 M 2875 (sold singly) and all packages of two, 2 ounces. Package of 24, 7 ounces.

Teeth per in.	Read description of uses below	Length inches	Catalog Number	Pkg. of	Per Pkg.
3	Soft wood (1x4's, 2x4's, plasterboard). Ripping.	3 1/2	9 M 28711 9 M 28713	2 24	59c \$5.99
4	Hardwood, wallboard, general cross-cutting (not for plywood).	3 1/2	9 M 28712 9 M 28714	2 24	59c \$5.99
5	All-purpose—for wood, steel, non-ferrous metals, 1/2 in. or thicker.	3 1/2	9 M 2874 9 M 28743	2 24	79c \$7.99
6	All non-ferrous metals (brass, copper, aluminum, etc.).	3	9 M 28702 9 M 28703	2 24	79c \$7.99
7	Steel rods, pipe, sheet steel, etc.	3	9 M 28701 9 M 28704	2 24	79c \$7.99
8	Finish cuts in plywood, veneer, to 1 1/2 in. thick.	3	9 M 2876 9 M 28763	2 24	99c \$9.99
9	Knife edge Rubber, leather, tile, cardboard, wallboard.	3	9 M 2873	Pkg. of 2	59c
10	Extra-long blade for branches, logs, wall partitions, etc.	6	9 M 2875	Each	79c

CRAFTSMAN
Sabre
Saw
develops
1/8 HP
\$14.99



An exceptionally low price for a CRAFTSMAN quality saw. 1/2-inch stroke. Will handle majority of home projects. Cuts plywood, 2x4's, etc. Clamshell-type housing—polished aluminum alloy. Steel base plate tilts 45° to 90°.

Sawdust blower keeps line clear of sawdust. Top handle design is convenient. On-off switch. Sleeve bearings. Universal motor. 3 blades (7, 10, 32 teeth per inch). 10-ft., 3-wire cord. 110-120-volt, 60-cycle AC. Underwriters' Laboratories approved for safety. Guaranteed one year (see above).

9 M 2773—Shipping weight 6 pounds 7 ounces. \$14.99

Sabre Saw Table

Lets you use your sabre saw as a jig saw. Makes it possible to cut circles, curves and straight lines on small wood parts.

With miter gauge and two miter grooves. Stamped steel. 14 1/2 x 16 3/4 inches. For use with all sabre saws on these two pages.

9 M 17415—Wt. 8 lbs. 4 oz. \$6.99

Circle-cutting and Edge-guide Attachment. Fits all sabre saws on these 2 pages. With this attachment you can get professional results.

9 M 27738—Shpg. wt. 14 oz. \$1.99



CRAFTSMAN Multi-speed Sander-Polisher

REG. U. S. PAT. OFF.

develops full power at every speed



HIGH sands woods and metals

MEDIUM polishes silicone waxes on acrylic-type paints

LOW handles most of your polishing jobs; perfect for lacquers, enamel finishes



Semi-conductors set speed electronically . . . no gear trains, no governors to drag down power

\$49⁹⁹ Without case

2 tools in 1. Sand or polish wood, metal, plastics; remove paint, rust or convert to drill (see Chuck 9 M 2980, page 57). Set at 1600, 2700, 3800 RPM . . . develops $\frac{3}{4}$ HP. Speed kept constant . . . regulator calls for more power as load increases. Printed circuits make tool compact, reliable. Big 6-in. disc.

Designed to give you long, efficient service even under heavy use . . . hardened tool steel gears, ball bearings. Die-cast aluminum housing, 8 $\frac{1}{2}$ inches high. UL approved (Industrial Standards). 3 aluminum oxide sanding discs for work on wood or metal. One 6-inch lamb's wool polishing bonnet. 115-volt, 60-cycle AC. 10-foot, 3-wire cord. See 1-year guarantee below.

9 M 1150—Shipping weight 7 pounds 10 ounces \$49.99

1 Steel Carrying Case, 8x13x12 in. Baked enamel finish. 9 M 1497—Shipping weight 11 pounds. . . . \$5.99

SANDER-POLISHER GUARANTEE

We will repair at no charge any portable sander or polisher on these two pages that shows defects in materials or workmanship, if returned within 1 year of purchase date

NO MONEY DOWN

SEE PAGE 58
FOR SEARS EASY TERMS

CRAFTSMAN 6-inch Sander or Polisher

Either tool **\$34⁹⁹**

Perfect for service station, car wash, construction trades. Ball bearings. Auxiliary knob for firm control. UL approved (Ind. Stds.). 115-v, 50-60-c AC-DC. 10-ft., 3-wire cord. See guarantee above.

2 Sander. For auto-body touch-up work and on smaller areas. Also ideal for the home-craftsman on paint, varnish removal. Develops $\frac{1}{2}$ HP . . . 4000 RPM. Use on wood or metal surfaces. Knob fits both sides.

Only 7 inches long over-all. 3 resinoid sanding discs, 1 extra-fine, 1 medium grain and 1 coarse. 9 M 794—Shpg. wt. 7 lbs. . . . \$34.99

Aluminum Oxide Sanding Discs. For all 7-in. sanders. Pkg. of 10. 9M25296—80-grit. Wt. 13 oz. . . \$3.19
9M25297—50-grit. Wt. 14 oz. . . 3.49
9M25298—36-grit. Wt. 1 lb. 1 oz. 3.79


3 Polisher. Use on wood or metal surfaces. For auto-body finishing, touch-up work. 1200 RPM. Flexible backup pad gives under pressure. Lamb's wool polishing bonnet. Develops $\frac{1}{4}$ HP. Double reduction hardened steel gears. Converts to $\frac{1}{2}$ -in. drill. See chuck (9M2980) on page 57.

9 M 795—Wt. 7 lbs. 2 oz. . . . \$34.99

Lamb's Wool Polishing Bonnet. Order 2. One for polishing. One for buffing. Real wool is long-wearing and gives a high gloss. For 9 M 795 above.

9 M 2527—Shpg. wt. 8 oz. Each \$1.19





CRAFTSMAN Belt Sander

REG. U. S. PAT. OFF.

Extra-wide 4-inch belt for smooth, stable sanding even on irregular surfaces

\$59⁹⁹

CRAFTSMAN Belt Sander. Handles big jobs or small-part sanding on wood, metal or plastics. 4-inch belt operates more efficiently . . . other narrow belts are more likely to tip and gouge. Same as sander at right, but without dust pickup system.

To minimize dust use 6-foot hose (2) below, with household tank-type or shop vacuum. Also can be used with steel stand (3) below for stationary use on bench for small-part sanding.

Ball and sleeve bearings. See page 23 for extra sanding belts. One each fine, medium, coarse aluminum oxide belts (4x24 in.). UL approved (Ind. Stds.). See 1-year guarantee (opposite page). 99 M 2239C—Shipping weight 15 pounds. . . . \$59.99



\$69⁹⁹

CRAFTSMAN Belt Sander with Dust Pickup. Big 96-sq. in. sanding surface to take care of large areas quickly and smoothly. Vacuum suction directly engineered to the sander. Up to 90% dust removal . . . sander operates more efficiently. Designed for heavy-duty work in home, industry. Excellent for sanding stonework. Power-packed motor built for continuous duty . . . develops over 1 HP. Ball-and-needle bearings. Belt tracks perfectly, changes in seconds with quick release lever. Aluminum housing. UL approved (Ind. Stds.). Detachable bag . . . wire frame keeps it upright. Bag swivel-mounted to stay out of way. 1 each fine, medium, coarse aluminum oxide belts (4x24 in.). 10-ft. 3-wire cord, plug, 110-120-v. 50-60-c AC-DC. (Can't be used with stand at left.) 1-year guarantee (opposite page).

99 M 22399C—Shipping weight 18 pounds. . . . \$69.99

Belt Sander Accessories

1 Steel Case. For 99M22399C, 99M2239C. 99 M 1480C—Shpg. wt. 11 lbs. . . . \$5.99

2 Dust Pickup Hose with Adapter. Reduce dust problem to a minimum while sanding. One end fits sander (99M2239C) . . . adapter end fits CRAFTSMAN Home-n-Shop Vacs (pages 48, 49) and most tank-type vacuums. 9 M 22396—Shpg. wt. 1 lb. 6 oz. . . . \$7.99

3 Steel Mounting Stand. Take the work out of small-part sanding. Converts sander (99M2239C) into stationary-type belt sander. Mounts flat on workbench or attaches to workshop wall. 9 M 22395—Shipping weight 13 lbs. . . . \$9.99



CRAFTSMAN 7-inch REG U. S. PAT. OFF. Polisher or Sander

For heavy-duty work in auto shops, light industry . . . low front gets in tight places

Either tool **\$59⁹⁹**

4 Polisher. For auto-body shops, car dealers, car wash and light industrial use. Buff, wax, polish large wood or metal surfaces. 1500 RPM. Flexible backup pad gives under pressure. Ball-bearing construction. Use handle either side. Lamb's wool polishing bonnet, can of wax. UL approved (Industrial Standards). 115-volt, 50-60 cycle AC-DC. 10-foot, 3-wire cord. See 1-year guarantee (opposite page). Order dispenser below. 9 M 777—Shipping weight 14 pounds. . . . \$59.99

5 Polish Dispenser. Nozzle extends beyond bonnet edge. Easy to fill. Screw-on lid. Has ½-pint capacity. 9 M 2842—Wt. 1 lb. 3 oz. . . . \$5.49

Lamb's Wool Polishing Bonnet. 9 M 2528—Wt. 8 oz. . . . \$1.39
Steel Carrying Case. For polisher or sander. 9 M 1479—Wt. 11 lbs. . . . \$5.99

6 Sander. For heavy sanding . . . wood or paint removal, feather edging, weld grinding. Use on metal, wood, plastics. Develops over 1 HP, 4000 RPM. Eye-bolt for overhead tool-balance. 16½ in. long. 1 each fine, medium, coarse aluminum-oxide sanding discs; backup pad. UL approved (Ind. Stds.). See case above. Use safety guard 9 M 1710 below for grinding, wire-brushing. 9 M 776—Shipping weight 14 pounds. . . . \$59.99


Grinding Wheel. 7x½x½ inch. Use with 9 M 1710 below. 9 M 64101—Wt. 1 lb. 1 oz. \$3.99

Safety Guard. For 9 M 776. 9 M 1710—Wt. 1 lb. 4 oz. \$4.99

5-inch Cup Wire Brush. 9 M 64105—Wt. 1 lb. 12 oz. \$4.99

Aluminum Oxide Sanding Discs. For sander above. Pkg. of 10. Has tough fiber backing.

Cat. No.	Grit	Shpg. wt.	Pkg.
9 M 25290	80	1 lb. 3 oz.	\$3.39
9 M 25291	50	1 lb. 7 oz.	3.69
9 M 25292	36	1 lb. 10 oz.	3.99





\$39⁹⁹ NO MONEY DOWN
cash



This rugged $\frac{1}{2}$ -HP **CRAFTSMAN** Sander
REG U S PAT. OFF.
operated over 100 hours in a
wood-dust "bath" .. without clogging
or serious wear .. without
overheating or losing an
ounce of power



\$49⁹⁹ NO MONEY DOWN
cash
With Dust Pickup 2

DUAL ACTION .. flick switch and big
4 $\frac{1}{2}$ x9-inch pad shifts from rough-sanding orbital
action to straight-line fine finish sanding

Built for long-run continuous service in cabinet or auto shops. Remove wood, paint or varnish on wood or metal surfaces. 4550 circular, 4350 straight-line motions per minute. Auxiliary knob fits sides or front. Locking trigger switch. Aluminum housing. Universal 100% ball-bearing motor, develops over $\frac{1}{2}$ HP. Without dust pickup. Guaranteed 1 year (see opposite page). Meets performance requirements Fed. Spec. 005-90A. UL approved (Ind. Stds.). 10-ft. 3-wire cord. 115-volt, 50-60-cycle AC-DC. 1 each of fine, medium and coarse aluminum oxide $\frac{1}{2}$ -sheets included .. sure-lock clamps hold sheets.
9 M 2240—Shipping weight 9 pounds.....\$39.99



**Carrying Case and
Polishing Pad**
For sanders on this page.
Case, 8x13x12 inches. Strong steel, baked enamel finish.
9 M 1476—Wt. 11 lbs. \$5.99
Polishing Pad. (Not shown.)
9 M 2537—Wt. 3 oz. . . .89c

1 **Dust Pickup Adapter.** For above. Fits Home-n-Shop vac, tank-type cleaners.
9 M 22405—Shipping weight 2 pounds 3 ounces.....\$9.99
2 $\frac{1}{2}$ -HP Sander with Built-in Dust Pickup. As above except separate built-in blower unit collects sawdust, reduces sandpaper clogging. 4150 circular, 3950 straight-line motions per minute. Wire frame support for bag. Plastic skirt around base. 1-year guarantee (see opposite page).
9 M 2241—Shipping weight 9 pounds 4 ounces.....\$49.99



CRAFTSMAN Dual-action Sander

REG. U.S. PAT. OFF.

Changes from an orbital sander to a straight-line sander with a turn of a key

\$29⁹⁹ NO MONEY
cash DOWN

Designed for the home craftsman . . . remove old finishes, do preliminary sanding with fast cutting orbital action. Turn key and straight-line sand for a really fine finish. Sanding pad ($3\frac{3}{8} \times 7\frac{1}{4}$ in.) extends beyond sides of sander for getting into corners.

Universal ball and sleeve bearing motor. 3500 oscillations per minute. Auxiliary knob for two-handed sanding. Rugged aluminum housing. 110-120-volt, 60-cycle AC. UL approved (Industrial Standards). Guaranteed 1 year (see below). 10-ft. 3-wire cord.

9 M 2246—Shipping weight 6 pounds \$29.99

CRAFTSMAN Orbital Sander-Polisher

REG. U.S. PAT. OFF.

Remove paints and sand wood

Perfect multi-purpose sander for the home repairman and home craftsman. You can even smooth dry-wall joints, sand plastics and metal. Lightweight enough for work overhead . . . or for sanding vertical surfaces. Sanding pad ($3\frac{3}{8} \times 7$ in.) has positive-grip paper clamps.

Universal ball-and-sleeve bearing motor. 3500 circular motions per minute. Polished aluminum housing. Handle knob fits either side or front. 4 each fine, medium, coarse aluminum-oxide sheets. 110-120-volt, 60-cycle AC. 10-ft., 3-wire cord; plug. UL approved. Guaranteed 1 year (see below).

9 M 2581—Shipping weight 5 pounds 11 ounces \$19.99

Steel Carrying Case. 8x13x12 inches. Baked enamel finish.

9 M 1476—Shipping weight 11 pounds \$5.99

1 Dust Pickup Adapter. For 9M2581 above. Connect to shop and tank-type cleaners. Sander operates much more efficiently . . . reduces sanding dust as much as 90%. Reduces clogging of abrasive paper. Fits on sander base.

9 M 25815—Shipping weight 2 pounds 2 ounces \$7.99

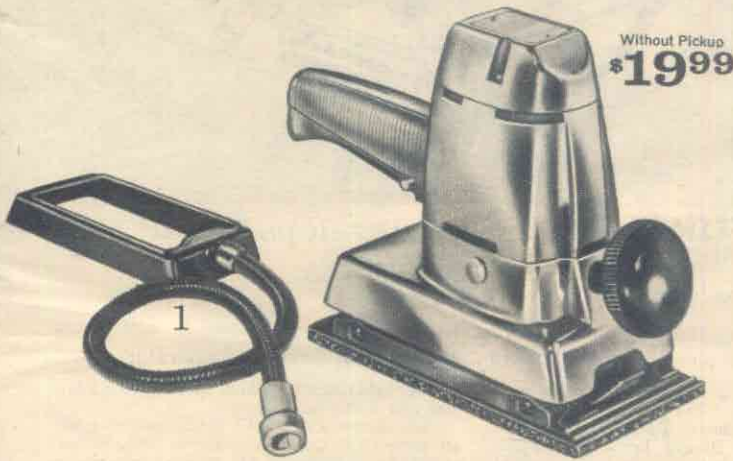
Lamb's Wool Polishing Pad. $3\frac{3}{8} \times 9$ in. Order 1 for waxing, 1 for buffing.

9 M 2530—Shipping weight 2 ounces 69c

Lamb's Wool Polishing Pad. $3 \times 7\frac{3}{4}$ inches. For former Sanders 9-766, 9-793, 9-2713.

9 M 2782—Shipping weight 2 ounces 59c

GUARANTEE: We will repair without charge any sander on these 2 pages showing defects in material or workmanship if returned within one year.



Without Pickup
\$19⁹⁹

CRAFTSMAN Finishing Sanders

REG. U.S. PAT. OFF.

14,400 strokes per minute for fast, fine sanding



\$14⁹⁹

Medium-duty Sander. For fine wood finishing. Designed for professional type finishing on furniture and cabinets. Do not use for removal of paint, varnishes or deep scratches.

Magnetic-impulse driven sander needs no oiling, has no belts or brushes to wear out. Rubber-mounted handle isolates pad vibration and heat. Housing of lightweight polished aluminum won't rust. $3\frac{3}{8} \times 7$ -in. pad with positive-grip paper clamps. 110-120-v, 60-c AC. 10-ft., 3-wire cord with plug. 2 each fine, medium and coarse aluminum-oxide sanding sheets. Underwriters' Laboratories approved for safety. Guaranteed for one year (see above).

9 M 762—Shipping weight 5 pounds \$14.99

9 M 2530—Lamb's Wool Polishing Pad. Shpg. wt. 2 oz. 69c

9 M 1476—Steel Carrying Case. Shipping weight 11 lbs. 5.99



\$19⁹⁹

Heavy-duty Finishing Sander. Excellent for finish-sanding cabinets, and furniture before applying paint, varnish. 3-position auxiliary knob. Rubber mounted handle isolates motor vibration and heat. $4\frac{1}{2} \times 8\frac{1}{4}$ -in. pad with positive-grip clamp.

Polished aluminum housing. Includes lamb's wool polishing pad and 12 assorted aluminum-oxide sanding sheets. 110-120-v, 60-c AC. 10-ft., 3-wire cord. UL approved (Ind. Stds.). 1-year guarantee above. See carrying case listed at left.

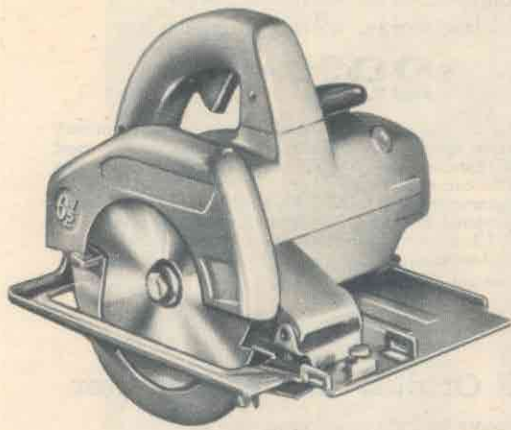
9 M 768—Shipping weight 8 pounds 8 ounces \$19.99

Lamb's Wool Polishing Pad. (Not shown.) Fits heavy-duty sander above.

9 M 2537—Shipping weight 3 ounces 89c



All Sanders on these two pages are Underwriters' Laboratories approved



New **CRAFTSMAN** 6½-inch Saw develops 1¼ HP

\$29.99

For general home repair-work. Ball and sleeve bearings. Retractable blade guard. Sawdust blower keeps line clear of sawdust.

Polished aluminum alloy housing. Kromedge combination blade. No-load speed 4800 RPM. Depth of cut 0 to 2 1/8 in. at 90 degrees; 0 to 1 1/2 in. at 45 degrees. 10-ft. 3-wire cord, plug, wrench.

115-volt 60-cycle AC. UL approved (Industrial Standards). 1-year guarantee (opposite page). See carrying case (opposite page).

99 M 2791C—Shipping weight 16 pounds... \$29.99

New Economy 6½-inch Saw

\$19.99


Same as saw above except sleeve bearings, 6-ft. cord and painted finish. 90-day guarantee (see opposite page for details).

Also see carrying case on opposite page. Underwriters' Laboratories approved for safety (Industrial Standards). 115-volt 60-cycle AC.

99 M 2779C—Shipping weight 16 pounds... \$19.99



All Electric Hand Saws on these two pages are Underwriters' Laboratories approved



CRAFTSMAN 7-inch Saw develops 1½ HP

REG. U.S. PAT. OFF.

Only **\$39.99**

- Easy-view housing design . . you always see the cutting line
- Sawdust blower has dust chute . . directs dust away from operator

Wrap-around base gives full support for right, left hand cutting . . heavy-gauge steel. Anti-kick-back safety clutch. Balanced design for effortless control. Blower keeps cutting-line clear of sawdust. Auxiliary knob for vertical cutting. Rip guide.

Large, convenient blade guard handle for blind or cove cuts. Kromedge chisel-tooth combination blade lasts 5 times longer than ordinary blades. Polished aluminum-alloy housing is

strong, lightweight. No-load speed 5300 RPM. Ball and sleeve bearings.

Cuts dressed 2x4 at 45°. Single guideline for all angle cuts. Depth of cut 0 to 2 1/8 inches at 90°; 0 to 2 inches at 45°. 10-ft., 3-wire cord; plug, wrench. UL approved (Ind. Stds.), 110-120-volt, 50-60 cycle AC-DC.

See 1-year guarantee (on opposite page).

See case (on opposite page).

9 M 2778—Shipping weight 14 pounds. \$39.99

NO MONEY DOWN . . on Sears Easy Terms See page 58

CRAFTSMAN Industrial 7½-inch Saw

\$59.99


Gives you 4 exclusive features

- Electro-safety overload switch acts faster than mechanical-type clutches
- Push-button arbor lock for blade changes
- Telescoping rip guide is self-storing
- Self-storing wrench for removing blade

Handles big jobs in construction, industry and farm. Develops 2 HP. 100% ball and needle bearings . . permanently lubricated. Kromedge chisel-tooth combination blade stays sharp 5 times longer than ordinary blades. All-position handle directly over saw center-of-gravity for proper balance, easy handling. Base plate wraps around to give full support for right or left-hand cuts. Aluminum-alloy housing. Retractable blade guard . . can be rotated for blind or cove cuts. 2-position auxiliary knob. Sawdust blower. No-load speed 5000 RPM. UL approved (Ind. Stds.).

Single guideline for all angle cuts. Depth of cut 2 1/8 in. at 90°; 2 1/8 in. at 45°. Cuts dressed 2x4 at 45°. 110-120-volt, 60-cycle AC. 10-ft., 3-wire cord; plug, wrench. See 1-year guarantee and case (opposite page).

99 M 2789C—Shipping weight 17 lbs. \$59.99



Portable Saw Guide


\$2.99

Use this guide with any electric hand saw or portable sabre saw. Make accurate angle cuts and compound miters (using bevel adjustment on saw); layout carpentry jobs. This guide can also be used as a regular protractor. Can be set at any angle 0 to 75° right or left. Made of 16-gauge steel.

Cuts can be made easily by placing saw shoe against saw guide straight-edge and guiding it along edge.

Shipping weight 3 pounds

9 M 1719 \$2.99



New CRAFTSMAN Contractor-type

REG. U. S. PAT. OFF.

7-inch Saw develops 1 $\frac{3}{4}$ HP

*Only this saw gives you
all these features..*

Exclusive double-base design. Removable base for regular cutting. Sub-base for accurate flush cutting

New easy-view blade guard. Allows clear view of blade all through cut for sure, precise cutting. (See below)

Sawdust blower has special chute. Directs dust away from operator. Also keeps cutting-line clear

Convenient push-button engages and locks blade shaft. You replace blades quickly, safely. (See below)

Kromedge combination blade stays sharp up to 5 times longer. Hollow ground for smooth ripping, cross cutting

Sealed precision ball and needle bearings. Permanently lubricated for super-smooth performance, longer wear



Easy-view blade guard



Blade-lock button

In tests this saw cut through a 2x4 in less than 6/10 of a second! Has a removable base to allow for flush-cutting... ideal for remodeling work. Wrap-around base gives full support for right or left-hand cutting. Dust blower keeps cutting line clear. Kromedge blade lasts much longer.

Designed to handle tough jobs in construction, industry or farm. Arbor lock for fast blade changing. Anti-kickback safety clutch for operator safety.

Retractable blade guard... can be rotated with handle for blind or cove cuts. Aluminum-alloy housing with non-glare finish. Auxiliary knob for two-handed control. Double-pole trigger switch. This saw has helical-cut hardened steel gearing for rugged wear and long life.

Graduated steel base-plate. Rip fence. Single guide line for all angle cuts. Depth of cut 0 to 2 $\frac{5}{16}$ in. at 90°; 0 to 2 inches at 45°. No-load speed 5500 RPM. 110-120-volt, 50-60-cycle AC-DC. 10-foot, 3-wire cord; plug, wrench. UL approved (Industrial Standards). 1-year guarantee.

99 M 2780C—Shipping weight 17 pounds..... \$49.99

CRAFTSMAN Steel Carrying Case. Fits any electric hand saw on these two pages. Makes saw easy to carry... helps to protect it from damage. Plenty of space for blades, cord, etc. Case measures 15x12x12 inches high. Attractive baked enamel finish resists rust.

99 M 1483C—Shipping weight 15 pounds..... \$10.99


Without Case

\$49⁹⁹
cash

**NO MONEY
DOWN**

See page 58 for
Sears easy terms

GUARANTEE: We will repair at no charge any Sears Electric Hand Saw on these 2 pages that shows defects in materials or workmanship, if returned within time stated



CRAFTSMAN Power Router

REG. U. S. PAT. OFF.

Develops over 1 HP for fast, precision cutting on inlaid tables and trays, decorative scroll-work, engraving

Router Kit \$59.99

Power Router Kit. Consists of (1), (2) and (3) plus Trammel point. 99 M 25038K—Separate prices total \$64.96. Wt. 25 lbs. Kit \$59.99

1 CRAFTSMAN Power Router. Precision-designed for the professional tradesman or home-craftsman. Rout, groove, mortise, make dovetail and tenon joints, even trim Formica. Adjustable edge guide attachment for accurate straight-line grooving or contour following. Locking trigger switch on handle for better control. Hardened-steel collet-type chuck grips $\frac{1}{4}$ -inch shank bits (listed below).

Wrenches and instructions included. 100% ball bearings for smooth, efficient operation. 110-120-volt, 60-cycle AC-DC. Sturdy aluminum body... nickel-plated steel sub-base. 10-foot 3-wire cord. UL approved. See 1-year guarantee below.*

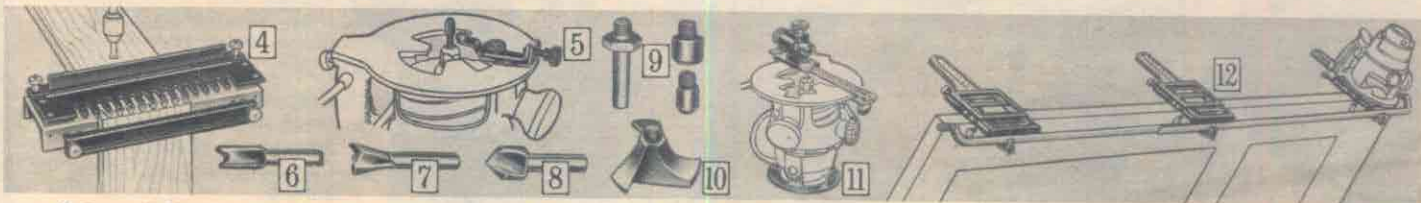
9 M 2503—Shipping weight 12 pounds..... \$49.99

Trammel Point. Use with router to cut circles 2 to 26-in. diameter. 9 M 25154—(Not shown.) Shipping weight 1 pound 4 ounces... \$3.99

Router Edge Guide. Fits either side. Stainless steel rods. 9 M 25153—(Not shown.) Shipping weight 1 pound 11 ounces... \$4.99

2 Template Guide Bushings. 3 guides for hinge mortising ($\frac{3}{8}$ -inch outside diameter); stair treads; inlay work; dovetail joints ($\frac{1}{2}$ -inch outside diameter). Ball detent holder. 9 M 25059—Shipping weight 1 pound 2 ounces..... \$4.99

3 Steel Carrying Case. Store router, bits. 8x18x9 inches. 9 M 1475—Shipping weight 11 pounds..... \$5.99



4 Dovetail Template. For most routers. Spacing, depth adjustment. For flush or rabbeted dovetail joints. Takes stock to 12 inches wide, $\frac{1}{8}$ to $1\frac{1}{2}$ in. thick. End plates, plastic comb, clamps. No bit, guide bushings. 9 M 2572—Wt. 9 lbs. 10 oz. \$19.99

5 Formica trimming Attachment. Roller guide. Fits router above. Adjusts for width and depth of cut. Carbide-tipped cutter bit. 9 M 2573—Shpg. wt. 9 oz..... \$4.99

Carbide-tipped straight and bevel Formica Cutter Bit. 9 M 2541—Shpg. wt. 3 oz..... \$2.99

Kromedge Router Bits. Fit most routers. $\frac{1}{4}$ -in. diam. shank. Use with drill presses having lock or collet type chuck.

6 Straight-Face Router Bits. Wt. 3 oz. 9 M 2552— $\frac{1}{8}$ inch..... \$1.49
9 M 25521— $\frac{1}{4}$ inch..... 1.49
9 M 25522— $\frac{3}{8}$ inch..... 1.99
9 M 25523— $\frac{1}{2}$ inch..... 2.49

$1\frac{1}{8}$ -in. Stair-Flute Bit. 9 M 2518—Shipping weight 3 ounces... \$3.49

Carbide-tipped Single-flute Straight-face Router Bits. Shipping weight 4 oz. 9 M 25524— $\frac{1}{4}$ in..... \$3.99
9 M 25525— $\frac{3}{8}$ in..... 4.49
9 M 25526— $\frac{1}{2}$ in..... 4.99
9 M 25527— $\frac{3}{4}$ in..... 5.99

7 Dovetail Cutter Bits. Wt. 3 oz. 9 M 2553— $\frac{1}{4}$ inch..... \$2.99
9 M 25531— $\frac{1}{2}$ inch..... 3.99

8 V-groove or Chamfering Bit. $\frac{1}{2}$ -inch. 9 M 2557—Shpg. wt. 3 oz..... \$3.99

Veining Bits. Shpg. wt. 2 oz. 9 M 2559— $\frac{1}{4}$ inch..... \$1.59
9 M 25592— $\frac{3}{8}$ inch..... 1.69
9 M 25593— $\frac{1}{2}$ inch..... 1.79

9 Two Pilots, $\frac{1}{4}$ in. x 28-thread Arbor. Use with bits below. 9 M 2589—Shpg. wt. 3 oz..... Set \$1.99


10 Bead Bits. Shpg. wt. 3 oz. For (9). 9 M 25541— $\frac{1}{4}$ inch..... \$3.49
9 M 25542— $\frac{3}{8}$ inch..... 3.49

Cove Bits. Wt. 4 oz. For (9)..... Ea. \$3.49
9 M 25551— $\frac{1}{2}$ inch 9 M 25552— $\frac{3}{4}$ inch

11 Sharpening Attachment. For shaper, router bits. Collet chuck grips $\frac{1}{4}$ -in. diam. shank bits. Grinding wheel included. 9 M 25159—Wt. 2 lbs. 7 oz. \$12.99

12 3-section Butt Hinge Template. Does away with guesswork on hinge and lock-face mortising work. Template guides router without changing setting.

For doors and jambs with square or round-cornered hinges up to 5 in. Mortise doors up to 8 feet high, $\frac{3}{4}$ in. to 2 $\frac{1}{2}$ in. thick. For 2, 3-hinge doors. 99M2574L—Shpg. wt. 13 lbs. \$26.99



CRAFTSMAN Rotary Grinder and Accessories

REG. U. S. PAT. OFF.

13 Industrial quality for tool rooms, dental labs, model shops, etc. Polishes wood, metals, plastics, glass, plaster. Sharpens chain saw blades (use Grinding Point 9 M 64631 below, right). 100% ball bearings. Holds cutting tools with $\frac{3}{8}$ and $\frac{1}{2}$ -inch shanks (ideal for carbides). 24,000 RPM. $\frac{1}{2}$ HP. 110-120-volt, 50-60-cycle AC-DC. 10-ft. 3-wire cord. Hanging bail for use with flexible shaft. UL approved (Industrial Standards). 10 in. long. See 1-year guarantee below.* 9 M 2584—Shipping weight 4 lbs. 6 oz..... \$39.99

14 CRAFTSMAN 6-piece High-speed-steel Rotary Cutter Set. Type M2 steel. For wood, plastics, metal (except hardened steel). $\frac{1}{4}$ -inch shank. One each of sizes listed below. Separate prices total \$9.94. 9 M 2965—Shipping weight 6 ounces..... Set \$7.99

Individual Rotary Cutters. Same as described in (14) above. Shipping weight 3 ounces.
 $\frac{3}{8}$ -in. Tree-shaped. 9 M 2970—Pointed. \$1.99
 $\frac{1}{4}$ -in. Spherical. 9 M 2967..... \$1.49
 $\frac{1}{4}$ -in. Cylindrical. 9 M 2966..... \$1.49
 $\frac{3}{8}$ -in. Elliptical. 9 M 2968..... \$1.99
 $\frac{1}{4}$ -in. Conical. 9 M 2971..... \$1.49
 $\frac{1}{4}$ -in. Tree-shaped, 9M2969—Radius end \$1.49

Rotary Cutters. For wood and plastics. $\frac{1}{4}$ -in. diameter shank. Made in W. Germany. Wt. 5 oz.

15 9 M 64771—Rasp..... 79c
9 M 64781—File..... 79c
9 M 64772—Rasp..... 79c
16 9 M 64782—File..... 79c
9 M 64773—Rasp..... 79c
17 9 M 64783—File..... 79c

Mounted Grinding Points. Aluminum oxide. $\frac{3}{4}$ -in. steel shafts. Sizes are stone sizes. Wt. 3 oz.

	Col. No.	Diam.	lgth.	Price
(18)	9 M 64611	$\frac{3}{8}$ in.	$1\frac{3}{4}$ in.	59c
(19)	9 M 64631	$\frac{3}{8}$ in.	$1\frac{1}{2}$ in.	59c
(20)	9 M 6462	$\frac{1}{2}$ in.	2 in.	59c
(21)	9 M 64591	$\frac{3}{8}$ in.	1 in.	59c
(22)	9 M 6457	$\frac{3}{8}$ in.	$1\frac{1}{2}$ in.	59c
(23)	9 M 64431	1 in.	1 in.	59c
(24)	9 M 6458	$1\frac{1}{8}$ in.	$\frac{7}{8}$ in.	59c
(25)	9 M 6460	1 in.	1 in.	59c
(26)	9 M 6444	$1\frac{1}{2}$ in.	$\frac{1}{2}$ in.	59c

27 Bench Stand and Holder. Convert grinder into a tool post grinder for metal-working lathes. For inside-outside diameter grinding. Also use as a bench stand to hold grinder in any position for small work. 9 M 25846—Wt. 3 lbs. 14 oz. \$7.99

*GUARANTEE: We will repair at no charge any power tool on this page, should it show defects in materials or workmanship—if returned within one year.

You operate it with ONE hand!

New CRAFTSMAN

REG. U. S. PAT. OFF.

Power Hand Planer

Weights 4½ pounds . . only 8 inches long

\$29⁹⁹

At last a planer that is compact, easy to handle . . ideal for tradesmen, cabinet shops. Takes the work out of planing, sizing or beveling. Use on large areas such as doors, windows or on shutters, cabinets and other small work. Convenient handle grip with slide switch.

Planes off a path 1½ in. wide, ¼ in. deep. ¾-HP motor has direct drive for maximum power transmission. High-speed cutter operates at 27,000 RPM. 100% ball bearings for long life. Satin-finished, non-glare aluminum housing. 10-foot 3-wire cord. 110-120-volt, 60-cycle AC. UL listed (Industrial Standards). Guaranteed 1 year.*

9 M 2500—Shipping weight 6 lbs. 2 oz. \$29.99

New Steel Carrying Case. Accessory compartment. 9 M 1469—Shipping weight 11 pounds. \$5.99

*GUARANTEE

We will repair at no charge any power tool on this page that shows defects in materials or workmanship, if returned within 1 year of purchase date

NO MONEY DOWN

.. see page 58 for Sears Easy Terms



CRAFTSMAN Reversible Impact Tool

REG. U. S. PAT. OFF.

10 times faster than hand tools

Drive and remove nuts, bolts, studs . .
drill in wood, metal, masonry

\$57⁹⁹ Without
chuck, case

Saves time in garage, factory, farm or service station . . can pay for itself in a few weeks. Top handle included for sure 2-hand control. A portable workshop when used with accessories below.

Power-packed 4-ampere motor delivers over 100 foot-pounds of driving torque . . 1900 impacts per minute as a rotary hammer. Aluminum-alloy housing.

Forged steel anvil and hammer takes a lot of punishment. Reverse and on-off trigger switches on handle. ½-inch square drive.

Grease-sealed ball-bearing construction. 110-120-volt, 50-60-cycle AC-DC. 3-wire cord.

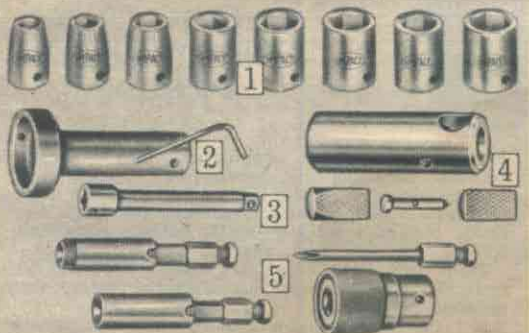
Meets performance requirements of Federal Specifications WW-650a. UL listed (Industrial Standards). See 1-year guarantee above.

Impact Tool. Without chuck and case. 9 M 1885—Shipping weight 11 lbs. . . \$57.99

Impact Tool with chuck and case. 99 M 18853C—Shipping wt. 18 lbs. \$64.99

Chuck only. Grips wood bits; twist, masonry drills and taps ¼ to ½-inch. ½-inch square drive. Built to take impact use. 9 M 2253—Shpg. wt. 1 lb. 6 oz. \$7.99

Impact Tool Accessories



1 Impact Sockets. ½-inch square drive. 6-point openings. Use on hex nuts and bolts. Shipping weight each 6 ounces.

9 M 44001—1/16 in. 69c 9 M 44005—1 1/8 in. 79c
9 M 44002—1/8 in. 69c 9 M 44006—3/8 in. 79c
9 M 44003—9/16 in. 79c 9 M 44007—1 1/4 in. 89c
9 M 44004—5/8 in. 79c 9 M 44008—3/4 in. 89c

2 Die Holder. For threading or re-threading rods, studs and bolts. Takes 1 1/2-inch diameter round dies. Setscrew holds dies securely . . assures accurate work. Tough, forged steel. Shipping weight 13 ounces.

9 M 2289 \$5.99

3 6-inch Extension. ½-inch square drive for impact tool and sockets.

9 M 4477—Shipping weight 13 ounces. . . . \$1.39

4 Stud Driver and Remover. Set or remove 3/8 to 1/2-in. diameter studs fast. Get solid grip on short or broken studs, bolts.

9 M 1886—Shipping weight 1 lb. 2 oz. Set \$3.99

5 Screwdriver Chuck, Bits. For machine and wood screws. Collet chuck. ½-inch square drive; Phillips No. 2 bit and 2 flat bits with finders for numbers 12 and 14 screws.

9 M 18862—Shipping weight 1 lb. 2 oz. Set \$12.99

CRAFTSMAN 3/8-inch Drill develops
REG. U.S. PAT. OFF.
1/4 HP. . gears reduce speed
to 880 RPM for extra power

Without bit
\$24.99 cash
NO MONEY DOWN

Tough enough for anything from wood to metal and masonry. No-load speed 1150 RPM, full-load about 880 RPM. Push-type spindle locks for quick, easy chuck removal. Minimum chuck offset for close-in work. Polished aluminum-alloy housing . . sectional construction (not split-type). Ball and sleeve bearings.

Locking trigger switch. Double-reduction hardened steel gears. With 10-ft. 3-wire cord, plug. 110-120-v, 50-60-c AC-DC. UL approved (Ind. Stds.). 8 1/2 in. long. See one-year Guarantee on opposite page.
9 M 775—Shipping weight 4 pounds 12 ounces. \$24.99



CRAFTSMAN
Heavy-duty 1/2-inch
Drill . . develops 1/2 HP

Without bit **\$19.99** NO MONEY DOWN

Robustly built for the professional as well as the home craftsman. Takes continuous use without overheating. Simply push spindle-lock to remove chuck. Minimum chuck offset for close-in work. Sectional aluminum-alloy housing. Double reduction hardened steel gears. Locking trigger switch. No-load speed 1900 RPM; full-load about 1200 RPM. Ball, sleeve bearings. 10-ft. 3-wire cord, plug. 110-120-v, 50-60-c AC-DC. UL approved (Ind. Std.). 7 3/4 in. long. 1 yr. Guarantee on opposite page.
9 M 772—Shipping weight 4 pounds \$19.99



Light-duty 3/8-inch
Drill develops 1/2 HP

\$9.99 Without bit

Develops 1/2 HP for general home use . . not for heavy-duty accessories. Pin-type spindle lock. Split, die-cast aluminum-alloy housing. Locking trigger switch with safety release. Precision sleeve bearings . . self-lubricating. Double-reduction gears. Key chuck. No-load speed 1000 RPM; full-load 880 RPM.

1/16 to 3/8-in. chuck capacity. Mount handle either side. 8 1/2-in. long. 6-ft. 3-wire cord, plug. 110-120-volt, 60-cycle AC only. UL approved for safety. See 90-day Guarantee on opposite page.
9 M 788—Shipping weight 3 pounds 12 ounces. \$9.99



CRAFTSMAN
Light-duty 1/4-inch
Drill develops 1/2 HP

\$14.99 Without bit

Designed for the home craftsman or hobbyist. Powerful enough for most accessories. Develops 1/2 HP. Pin-type spindle lock. Sectional (not split) polished aluminum-alloy housing. Locking trigger switch with safety release. Single-reduction gears. Bronze bearings are self-lubricating. Key chuck. UL approved for safety.

No-load speed 2400 RPM; full load about 1700 RPM. 110-120-v, 60-c AC only. 10-ft. 3-wire cord, plug. 7 3/4-in. long. See 1-year Guarantee, opposite page.
9 M 798—Shipping weight 4 pounds 3 ounces . . . \$14.99



Light-duty 1/4-inch
Drill develops 1/2 HP

\$7.99 Without bit

For work in tight places . . not for heavy-duty accessories. Sectional aluminum-alloy housing with enamel finish. Locking trigger switch with safety release. Precision sleeve bearings . . self-lubricating. Single-reduction gears. Key chuck. No-load speed 1900 RPM; full-load about 1300 RPM. 1/16 to 1/4-in. chuck capacity.

7 3/4-in. long. 6-foot 3-wire cord, plug. 110-120-volt, 60-cycle AC only. UL approved for safety. See 90-day Guarantee on opposite page.
9 M 1106—Shipping weight 3 pounds 7 ounces. \$7.99

CRAFTSMAN Carrying Case

Fits any 1/4, 3/16, 3/8 or 1/2-in. compact drill, including 9M1103 on opposite page. Makes drill much easier to carry. Helps to protect power tool from damage. Has plenty of space for bits and accessories. Strong steel construction will take years of abuse. Attractive baked enamel finish resists rust. Measures 9x16x5 inches.

Shipping weight 8 pounds 10 ounces.
9 M 1496. \$5.99



12 SEARS ALL

Dial the right speed for drilling
wood, plastic, metal—
any material



Speeds are changed electronically . . .
rugged motor develops $\frac{3}{8}$ HP and
constantly delivers full power
from 1000 RPM to 2500 RPM

CRAFTSMAN
REG. U.S. PAT. OFF.

Variable-speed

$\frac{3}{8}$ -inch Drill

\$49.99
without bit

Takes constant use of professional tradesman, handles the many jobs of the home craftsman. Change speed to match the material and drill bit size you are using. Semi-conductors set speed electronically . . . no gear trains, no rheostats, no governors to drag down power. Printed circuits for reliable performance. Develops over $\frac{3}{8}$ HP. See 1 year Guarantee at left.

Minimum chuck offset for close-in work. Polished aluminum-alloy housing . . . strong sectional design provides rigid support under all drilling conditions. 100% ball-and-needle bearings. Double reduction hardened steel gears. Locking trigger switch. $\frac{3}{8}$ -in. chuck with key spindle lock. 9 in. long. 110-120-v. 60-c AC. 10-ft. 3-wire cord. UL approved (Industrial Standards). See case, opposite page.

9 M 1103—Shipping weight 5 pounds 6 ounces. . . . \$49.99

**DRILL
GUARANTEE**


We will repair at no charge any drill on this page or facing page should it show any defects in materials or workmanship in use if returned within one year from purchase date. 9M788 on facing page: 90 days.



All Drills on these two pages Underwriters' Laboratories approved

**NO
MONEY
DOWN**

You can buy any
Drill on these two
pages on
Sears Easy Terms
. . . see page 58
for details on
Easy Payment Plan




35-pc. Kit with **CRAFTSMAN** $\frac{3}{8}$ -in. Drill

\$36.99

Kit includes $\frac{3}{8}$ -inch, $\frac{1}{4}$ -HP CRAFTSMAN Drill (9M775 on opposite page). Cast aluminum stand to hold drill horizontally for grinding, wire brushing. 5 wood bits (from Japan, $\frac{5}{16}$ to 1 inch) and 7 high-speed metal bits (from Italy, $\frac{1}{16}$ to $\frac{1}{4}$ inch). Arbor (for grinding wheel, wire brush wheel) with collar, screw. 12 assorted abrasive discs.

Hole saw (from Japan, cuts 1 to 2 $\frac{1}{2}$ -in. diam.). 6-inch lamb's wool bonnet. 3-in. backup pad. 4-in. wire brush wheel (from W. Germany). 4x $\frac{1}{2}$ -in. grinding wheel, paint mixer, 18x8x9-in. chest, screwdriver with bits, Phillips and flat. (from Japan).

99 M 1803C—Shipping weight 19 pounds. . . . Kit \$36.99



25-piece Kit with **CRAFTSMAN** $\frac{1}{4}$ -inch Drill


\$18.99

Ideal for occasional jobs and repairs. Drill or sand wood, wax and polish, mix paint or varnish. CRAFTSMAN $\frac{1}{4}$ -inch Drill. Develops over $\frac{1}{8}$ HP. Precision bronze bearings. Rugged sectional housing. Key-type chuck. Locking trigger switch. 7 $\frac{3}{4}$ inch long. 110-120-v. 60-c AC. 10-foot, 3-wire cord. See Drill Guarantee at left.

5 carbon steel bits made in Italy ($\frac{3}{32}$ to $\frac{3}{4}$ inch); 12 (5-inch) sanding discs; rubber backup disc; grinding wheel with arbor; wire brush with arbor (from West Germany); polishing bonnet; metal stand; paint mixer; 7x11x4 $\frac{3}{4}$ -inch steel case.

9 M 1804—Shipping weight 9 pounds 4 ounces. . . . Kit \$18.99

In just 1 minute this powerful
CRAFTSMAN *Drill can bore a 1/2-inch hole*
REG. U.S. PAT. OFF.
through 1/2-inch steel plate



1/2-INCH DRILL
without bit

\$44⁹⁹
cash

NO MONEY DOWN

1/4-inch Drill

\$34⁹⁹
cash

NO MONEY DOWN

3/8-inch Drill

\$39⁹⁹
cash

NO MONEY DOWN

GUARANTEE:

We will repair at no charge any drill on these 2 pages showing defects in materials or workmanship in use, if returned within one year.

Hefty 3/8-HP motor packs a tremendous amount of power in a drill that weighs a mere 5 pounds. Evenly balanced for sure control plus rugged ball and needle bearings

Built for use in building trades, automotive shops, industry. No-load speed 500 RPM, full-load about 300 RPM. Triple reduction gears for extra torque. 100% ball and needle bearings. Minimum chuck offset. Locking double-pole trigger switch has safety release. Spindle lock for quick chuck removal. Brush inspection plate. 10 inches long over-all. Industrial-type heavy duty key-type chuck. Sectional aluminum-alloy housing. Non-glare finished. Extra side-handle for 2-hand control. See carrying case below. Meets performance requirements of Fed. Spec. W-D-6616, Type III Class A. 10-foot 3-wire cord. No bit. 110-120-volt, 25-60-cycle AC-DC. UL listed (Industrial Standards). See 1-year guarantee at left.

9 M 1102—Shipping weight 5 pounds 6 ounces. \$44.99

Drill also available in 1/4 and 3/8-inch sizes

1/4-inch Drill. Double-reduction gears for steady power. No-load speed 1600 RPM; full-load speed about 1100 RPM. 8 1/2 inches long over-all.


9 M 1100—Shipping weight 4 lbs. 14 oz. \$34.99

3/8-inch Drill. Triple-reduction gears for extra torque. No-load speed 850 RPM; full-load speed about 500 RPM. 9 inches long over-all.

9 M 1101—Shipping weight 5 lbs. 2 oz. \$39.99

Steel Carrying Case. For drills above. Strong steel construction. Enamel finish. 9x16x5 inches high.

9 M 1496—Shipping weight 8 pounds 10 ounces. \$5.99



CRAFTSMAN 1/2-inch Industrial
REG. U. S. PAT. OFF.
Reversible Drill develops 3/4 HP

Without case or bit **\$49.99**

Excellent for boring deep holes in problem material

All the power you need for boring into steel, concrete and resinous woods. If drill bit gets stuck, just flick reversing switch and back out. Spade-grip handle rotates 90°, removes for use in close quarters.

Ball-and-needle bearings. No-load speed 575 RPM. CRAFTSMAN precision geared key chuck . . . key stores in handle clip. Length 13 in. (only 10 in. with spade-grip handle removed). Sectional aluminum-alloy housing. Push-button locks trigger switch "on." 110-120-volt, 50-60-cycle AC-DC. 10-ft. 3-wire cord. No bit.

UL listed for safety (Industrial Standards). 1-year Guarantee (see opposite page). See Carrying Case at bottom of this page.
9 M 778—Shipping weight 9 pounds 8 ounces \$49.99




CRAFTSMAN
3/4-inch
Industrial
Drill

\$79.99
without bit

Our most powerful drill . . . develops over 1 HP. Ruggedly built for continuous, heavy-duty work in shop or factory. Power-plus 7.5-amp. (industrial rated) motor. Hardened triple-reduction gears. Ball-and-needle bearings throughout. Precision-g geared industrial key-chuck. Double-pole switch locks for continuous operation. Top, rear handles removable. Cast-aluminum housing. No bit.

No-load speed 300 RPM; full load about 175 RPM. Length 19 in. With 10-ft. 3-wire cord. 110-120-volt, 50-60-cycle AC-DC. UL listed (Ind. Stds.). Meets performance Req. Fed. Specs. W-D-661b, Type 111, Class A. Guaranteed 1 year (see opposite page).
99 M 2587K—Shipping weight 21 pounds. \$79.99



CRAFTSMAN 1/2-inch **\$29.99**
Non-reversible Drill without bit

A full 1/2-inch capacity *plus* ample power for most deep drilling jobs . . . develops 1/2 HP. Bronze, oil-impregnated sleeve-bearings. Ball thrust bearing on spindle. Same features as drill above. 110-120-v. 50-c AC. With 10-ft. 3-wire cord. No bit. UL listed (Indus. Stds.). Guaranteed 1 year (see opposite page). Carrying Case at bottom of page.
9 M 2585—Shpg. wt. 9 lbs. 4 oz. \$29.99

CRAFTSMAN 1/2-inch **\$34.99**
Reversible Drill without bit

Reversing feature lets you back out easily. Develops 1/2 HP. Toggle reverse switch. Bronze, oil-impregnated sleeve-bearings. Ball thrust bearing on spindle. Other features as drill above. 110-120-volt, 60-cycle AC. 10-ft. 3-wire cord. No bit. UL listed (Industrial Standards). Guaranteed 1 year (see opposite page). See Carrying Case at bottom of page.
9 M 2586—Shpg. wt. 9 lbs. 6 oz. \$34.99



All drills on these two pages
Underwriters' Laboratories listed



1/2-inch Drill Case

Sturdy steel carrying case protects your drill . . . makes it much easier to carry.

Takes everything you need right to the job. Perfect for bits, extension cords and accessories.

Dimensions: 8x13x12 inches. Has tough baked enamel finish for rust resistance.

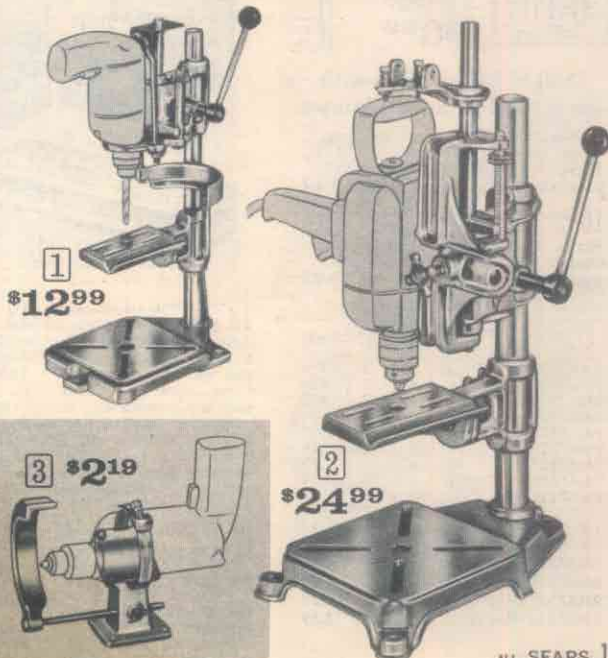
Shipping weight 11 pounds.
9 M 1471 \$5.99

Drill Stands

1 CRAFTSMAN 2-position Drill Stand for 1/4 and 3/8-inch Drills. Universal mounting bracket fits all Sears 1/4-inch and 3/8-inch electric drills (fits most other makes too). Can be used in two positions; vertical to drill and horizontal to wire-brush, grind, polish, etc. Tilt table for angle drilling. Locking depth gauge has 0 to 3-inch depth range. 4 1/2-inch throat depth. 1-inch tubular column, 18 inches high. 6x6-inch slotted aluminum base.
9 M 25926—Shipping weight 9 pounds. . . \$12.99

2 CRAFTSMAN Heavy-duty Drill Stand for 1/2-inch Drills. Changes your drill into a 1/2-inch drill press. Has a mount to fit drills which use 1/2 or 3/4-inch pipe for top handle. Adjustable rack and pinion depth control; 6-inch throat. 7 1/2 x 7 1/2-inch slotted base. Tilt table for angle drilling. Heavy-wall steel column. 27 inches high.
99M25986C—Shipping weight 18 pounds \$24.99

3 CRAFTSMAN Bench Stand for 1/4 and 3/8-in. Drills. Easily converts drill to bench tool for wire brushing, sharpening, sanding, etc. Has protective wheel guard. Width, 3 inches; length, 3 inches; height 8 inches.
9 M 2591—Shipping weight 1 lb. 4 oz. \$2.19




1 \$12.99

3 \$2.19

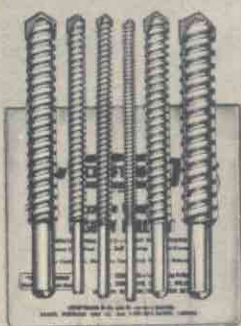
2 \$24.99

NO MONEY DOWN . . see page 58



Precision-ground High-speed and Carbon-steel Drills

CRAFTSMAN Masonry Drills with tungsten carbide tips



6-piece Set
\$8.49

4-piece Set
\$3.99

Drill to 5-inch holes with one of hardest metals known

9 6-pc. Set. One each, 6-in. length, in sizes $\frac{1}{8}$ in., $\frac{1}{4}$ in., $\frac{3}{8}$ in., $\frac{1}{2}$ in., $\frac{5}{8}$ in., $\frac{3}{4}$ in. Plastic pouch. 9M6733—Shpg. wt. 1 lb. 12 oz. Set **\$8.49**

10 4-pc. Set. One each, 6-in. length, in sizes $\frac{1}{8}$ in., $\frac{1}{4}$ in., $\frac{3}{8}$ in., $\frac{1}{2}$ in. Round shanks fit $\frac{3}{8}$ -in. larger electric hand drills. Plastic pouch. 9M6734—Shpg. wt. 12 oz. Set **\$3.99**

Individual Sizes. In plastic pouches.

Catalog Number	Size in.	Shank in.	Lgth. in.	Wt. oz.	Each
9M67320	$\frac{1}{8}$	$\frac{1}{8}$	4	2	79c
9M67328	$\frac{1}{4}$	$\frac{1}{4}$	4	2	89c
9M67321	$\frac{1}{4}$	$\frac{1}{4}$	6	3	89c
9M67322	$\frac{3}{8}$	$\frac{3}{8}$	6	4	99c
9M67323	$\frac{1}{2}$	$\frac{1}{2}$	6	5	\$1.09
9M67324	$\frac{5}{8}$	$\frac{5}{8}$	6	6	1.29
9M67325	$\frac{3}{4}$	$\frac{3}{4}$	6	6	1.29
9M67326	$\frac{7}{8}$	$\frac{7}{8}$	6	9	2.29
9M67327	$\frac{1}{2}$	$\frac{1}{2}$	6	11	2.89

11 Extra-long Carbide-tip Drills. 12 inches long; $\frac{3}{8}$ -inch shanks.
9M67350—Size $\frac{1}{8}$ in. Wt. 5 oz. **\$1.79**
9M67351—Size $\frac{1}{4}$ in. Wt. 6 oz. **1.99**
9M67352—Size $\frac{3}{8}$ in. Wt. 7 oz. **2.39**
9M67353—Size $\frac{1}{2}$ in. Wt. 9 oz. **2.59**

High-speed Drills for use with power-driven tools—for wood or metal. Black-oxide coating acts as coolant, lengthens drill's life. Exceed Federal Specifications GGG-C-751-b. Drills in (1), (2), lift up when case opens.
Carbon-steel Drills are for wood only. (1) through (5) are jobber-length (see lengths in the table of Individual High-speed Drills at right).

1 CRAFTSMAN High-speed Drill Set in Metal Folding Case. Drill sizes are identified. 29 Fractional Drills. Sizes $\frac{1}{16}$ to $\frac{3}{8}$ -inch by 64ths of an inch. 9M6705—Shpg. wt. 3 lbs. 11 oz. Set **\$27.99**

2 CRAFTSMAN High-speed Drill Sets in Metal Folding Case.
21-piece Set. $\frac{1}{16}$ to $\frac{3}{8}$ in. by 64ths. 9M6719—Shpg. wt. 2 lbs. **Set \$12.99**

15 piece Set. (Not shown.) Sizes $\frac{1}{16}$ to $\frac{3}{8}$ inch by 32nds.
9M6720—Shpg. wt. 2 lbs. 6 oz. Set **\$14.99**

60 Wire-gauge Drills. Sizes 1 to 60. Case. Shipping weight 1 pound 4 ounces.
9M6708 **Set \$18.99**

3 CRAFTSMAN 17-pc. High-speed Drill Set in Plastic Case. Sizes: $\frac{1}{16}$, $\frac{5}{64}$, $\frac{3}{32}$, $\frac{7}{64}$, $\frac{1}{8}$, $\frac{9}{64}$, $\frac{5}{32}$, $\frac{11}{64}$, $\frac{3}{16}$, $\frac{13}{64}$, $\frac{7}{32}$, $\frac{15}{64}$, $\frac{1}{4}$, $\frac{9}{32}$, $\frac{5}{16}$, $\frac{11}{32}$ and $\frac{3}{8}$ in. 4 largest sizes have $\frac{3}{8}$ -in. shanks.
9M6711—Shpg. wt. 1 lb. **Set \$10.99**

4 CRAFTSMAN 13-pc. High-speed Drill Set in Plastic Case. Includes sizes: $\frac{1}{16}$, $\frac{5}{64}$, $\frac{3}{32}$, $\frac{7}{64}$, $\frac{1}{8}$, $\frac{9}{64}$, $\frac{5}{32}$, $\frac{11}{64}$, $\frac{3}{16}$, $\frac{13}{64}$, $\frac{1}{4}$, $\frac{9}{32}$ and $\frac{3}{8}$ -inch drills.
9M6639—Shpg. wt. 12 oz. **Set \$5.29**

CRAFTSMAN 10 piece Drill Sets. (Not shown.) Sizes: $\frac{1}{16}$, $\frac{5}{64}$, $\frac{3}{32}$, $\frac{7}{64}$, $\frac{1}{8}$, $\frac{9}{64}$, $\frac{5}{32}$, $\frac{11}{64}$, $\frac{3}{16}$, $\frac{13}{64}$, $\frac{1}{4}$ and $\frac{3}{8}$ in. High-speed steel or carbon steel.

High-speed Steel. In plastic case.
9M6638—Shpg. wt. 10 oz. **Set \$3.79**

Carbon Steel. In plastic pouch.
9M6672—Shpg. wt. 4 oz. **Set \$2.19**

CRAFTSMAN 7-piece High speed Drill Set in Plastic Case. (Not shown.) $\frac{1}{16}$, $\frac{3}{32}$, $\frac{1}{8}$, $\frac{5}{32}$, $\frac{3}{16}$, $\frac{1}{4}$ and $\frac{3}{8}$ inch. Shipping weight 7 ounces.
9M6637 **Set \$2.99**

5 7-piece Carbon-steel Drill Set. In plastic pouch. $\frac{1}{16}$, $\frac{3}{32}$, $\frac{1}{8}$, $\frac{5}{32}$, $\frac{3}{16}$, $\frac{1}{4}$ and $\frac{3}{8}$ inch.
9M6671—Shpg. wt. 3 oz. **Set \$1.19**

6 CRAFTSMAN 4-pc. Short-length High-speed Drill Set. For drilling shallow holes. $\frac{3}{8}$, $\frac{1}{2}$, $\frac{5}{8}$, $\frac{3}{4}$ in. $\frac{3}{8}$ -in. round shanks. Lengths $2\frac{1}{2}$ to $3\frac{3}{4}$ in. In plastic case to protect from damage. Shipping weight 11 ounces.
9M6636 **Set \$4.59**

Individual CRAFTSMAN Short-length High-speed Drills. Case not included.
9M66364— $\frac{3}{8}$ in. Wt. 2 oz. **\$1.09**
9M66365— $\frac{1}{2}$ in. Wt. 2 oz. **1.39**
9M66366— $\frac{5}{8}$ in. Wt. 3 oz. **1.89**
9M66367— $\frac{3}{4}$ in. Wt. 3 oz. **2.29**

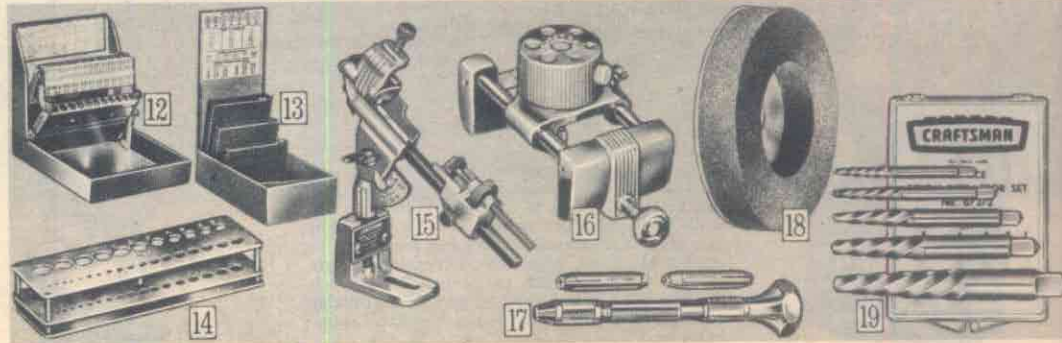
CRAFTSMAN Large-diameter High-speed Drills. (Not shown.) Turned-down shanks fit $\frac{3}{8}$ -in. electric drills.
9M67151— $\frac{3}{8}$ in. Wt. 6 oz. **\$5.99**
9M67152— $\frac{1}{2}$ in. Wt. 9 oz. **7.69**

7 CRAFTSMAN 4-pc. Carbon-steel Wood Drill Set. $\frac{3}{8}$ -inch shank. Sizes: $\frac{1}{4}$, $\frac{3}{16}$, $\frac{1}{2}$ and $\frac{5}{8}$ in. 5 inches long. In protective plastic pouch.
9M67212—Shpg. wt. 7 oz. **Set \$2.49**

8 Individual CRAFTSMAN High-speed Drills. The same professional-quality as High-speed Drills in sets described at left and illustrated above.

Catalog Number	Diam. inches	Length inches	Shpg. wt.	Price Each
9M66901	$\frac{1}{8}$	1 $\frac{1}{2}$	1 oz.	25c
9M66902	$\frac{3}{16}$	2	1 oz.	25c
9M66903	$\frac{1}{4}$	2 $\frac{1}{2}$	1 oz.	29c
9M66904	$\frac{5}{16}$	2 $\frac{3}{4}$	1 oz.	29c
9M66905	$\frac{3}{8}$	2 $\frac{3}{4}$	1 oz.	39c
9M66906	$\frac{7}{16}$	2 $\frac{3}{4}$	1 oz.	39c
9M66907	$\frac{1}{2}$	3 $\frac{1}{4}$	1 oz.	39c
9M66908	$\frac{5}{8}$	3 $\frac{3}{4}$	1 oz.	49c
9M66909	$\frac{3}{4}$	3 $\frac{1}{2}$	1 oz.	49c
9M66911	$\frac{13}{16}$	3 $\frac{3}{4}$	1 oz.	59c
9M66912	$\frac{7}{8}$	3 $\frac{3}{4}$	1 oz.	59c
9M66913	$\frac{15}{16}$	3 $\frac{3}{4}$	1 oz.	69c
9M66914	$\frac{1}{2}$	4	2 oz.	69c
9M66915	$\frac{7}{16}$	4 $\frac{1}{2}$	2 oz.	79c
9M66916	$\frac{9}{16}$	4 $\frac{1}{2}$	2 oz.	89c
9M66917	$\frac{5}{8}$	4 $\frac{1}{2}$	2 oz.	99c
9M66918	$\frac{3}{4}$	4 $\frac{1}{2}$	2 oz.	\$1.09
9M66919	$\frac{13}{16}$	4 $\frac{1}{2}$	3 oz.	1.19
9M66921	$\frac{3}{8}$	5	3 oz.	1.49
9M66922	$\frac{5}{16}$	5 $\frac{1}{2}$	3 oz.	1.69
9M66923	$\frac{3}{16}$	5 $\frac{1}{2}$	3 oz.	1.79
9M66925	$\frac{7}{16}$	5 $\frac{1}{2}$	4 oz.	1.89
9M66926	$\frac{9}{16}$	5 $\frac{1}{2}$	4 oz.	2.19
9M66928	$\frac{1}{2}$	6	5 oz.	2.49

It's easy to build a complete workshop on Sears Easy Terms... see page 58



12 CRAFTSMAN All-steel Drill Case. Keep drills protected and easy to find. Lift cover, drills rise for easy selection. Close cover... and they are protected. Sturdy construction to give you many years of service. Sizes and decimal equivalents are shown. Tap drill table.

For 29 drills $\frac{1}{8}$ to $\frac{1}{2}$ in. by 64ths.
Shpg. wt. 3 lbs.
9M6678 **Set \$4.29**
For 60 wire gauge drills. For sizes 1 to 60.
Shpg. wt. 1 lb. 11 oz.
9M6679 **Set \$2.89**

13 Steel Drill Case. For jobbers' length drills. Lift lid to put drills in position. Sizes by 64ths, decimal equivalents also marked. Tables inside lid. Gray finish. For 29-pc. set. $\frac{1}{8}$ to $\frac{1}{2}$ in. Shipping weight 1 lb. 6 oz.
9M66852 **Set \$2.29**
For 13-pc. Set. $\frac{1}{16}$ to $\frac{1}{4}$ in. Shipping weight 9 ounces.
9M66842 **Set \$1.89**

14 Aluminum Drill Stand. 3 plates. 6x2 $\frac{1}{4}$ in.; 5 rivets, spacers. Drill sizes marked. Holds up to 29 drills, sizes $\frac{1}{16}$ to $\frac{1}{4}$ inch by 64ths.
9M6693—Shipping wt. 6 oz. **79c**
Capacity for 60 wire gauge drills in sizes 1 to 60.
9M6694—Shipping wt. 6 oz. **79c**

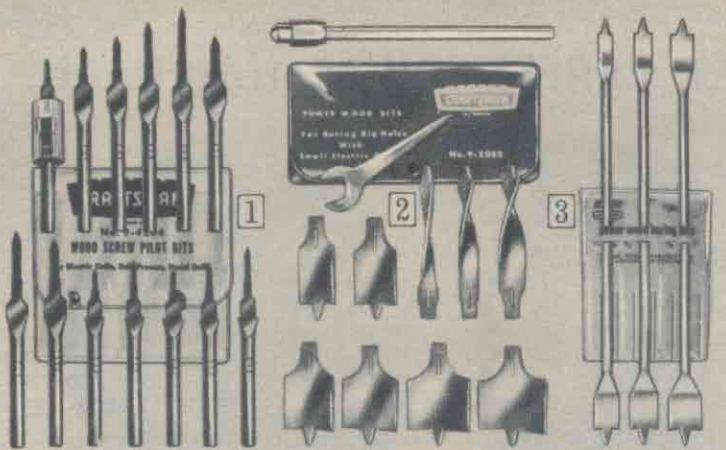
15 CRAFTSMAN Drill-grinding Attachment. Use with 9M6429 wheel described at right. Adjusts for all regular drill angles. Accurately repoints twist drill sizes: $\frac{1}{8}$ to $\frac{3}{8}$ in.; No. 1 to No. 30; A to Z; 3 to 19mm. Shipping weight 2 lbs. 8 oz.
9M6677 **Set \$5.99**

16 CRAFTSMAN Doweling Jig. Holes for $\frac{3}{16}$, $\frac{1}{4}$, $\frac{5}{16}$, $\frac{3}{8}$, $\frac{1}{2}$, $\frac{5}{8}$, $\frac{3}{4}$ -in. drills. Revolving turret. Carriage adjust. Takes up to 4 inches. Cast aluminum alloy frame. Over-all dimensions: 6 $\frac{1}{4}$ x3x2 $\frac{3}{4}$ inches. Shipping weight 3 pounds.
9M4186 **Set \$6.29**

17 CRAFTSMAN Swivel-head Pin Vise. Holds drills, taps, files, etc. Knurled handle. With 2 double reversible chucks: 0 to .125 in., 0 to 3.2 mm.
9M40682—Wt. 4 oz. **\$1.19**

18 Aluminum Oxide Grinding Wheel. Steel reinforced. 6x1 $\frac{1}{2}$ -in. hole. 3-in. grinding surface. Fine finish.
9M6429—Wt. 4 lbs. 2 oz. **\$4.99**

19 CRAFTSMAN 5-pc. Screw Extractor Set. Accurately sized square shanks. Nos. 1, 2, 3, 4, 5 screw extractors. Made of forged tool steel, tempered and hardened. Plastic case, drill size data.
9M67372—Wt. 6 oz. **Set \$2.49**



Electric Drill Accessories

1 CRAFTSMAN Wood-screw Pilot Bits. To counter-sink and counterbore. Bit stop adjusts to 3 depths. Brad points for no-jump starts.

14-piece Set. Screw sizes: 4, 5 (3/8, 3/4, 1/2 inch long); 6, 7 (3/8, 1/2, 1 inch); 8, 9 (3/8, 1, 1 1/4 inches); 10, 12 (1, 1 1/4, 1 1/2 inches).
9 M 4204—Shipping weight 1 lb. Set \$4.29

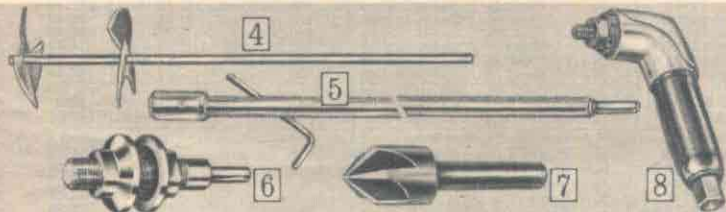
6-piece Set. Sizes 4—5 x 3/8 in.; 6—7 x 3/8 in.; 8—9 x 1 in.; 10—12 x 1 1/4 in.
9 M 4203—Shipping weight 8 oz. Set \$1.79

2 CRAFTSMAN 10-piece Interchangeable Wood Bit Set. Includes 9 cutters; 1 shank for wood and plastic. No-jump start—brad points. Fits 3/8-in. or larger, drill or drill press. Sizes 3/8, 3/4, 1/2, 3/8, 3/4, 1, 1 1/4, 1 1/4 in.
9 M 2082—Shipping weight 9 oz. Set \$3.29

3 CRAFTSMAN Power Wood Boring Bits. 6 1/2 inches long. Hardened alloy steel brad points for no-jump starts.

Set of 6. 1 of each size to 1 in. For 1/4-in. drill or larger. Wt. 12 oz.
9 M 2092 Set \$3.69

Individual Power Boring Bits			
Cat. No.	Size	Wt.	Each
9 M 2093	3/8 in.	2 oz.	79c
9 M 2094	1/2 in.	2 oz.	79c
9 M 2095	3/4 in.	3 oz.	79c
9 M 2096	3/4 in.	3 oz.	79c
9 M 2097	3/4 in.	3 oz.	79c
9 M 2098	1 in.	3 oz.	79c
9 M 20982	1 1/4 in.	4 oz.	79c
9 M 20983	1 1/4 in.	5 oz.	79c



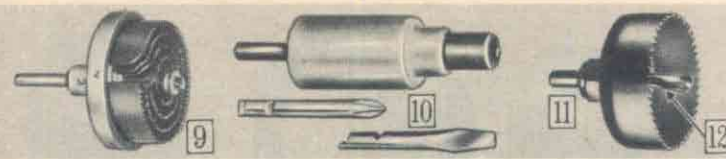
4 Point Mixer. Fast, no-splash action. "Fan-blades" keep paint in can. For use with electric or hand drills. 3/4-inch shank. Length 11 inches. Shipping weight 7 ounces.
9 M 25683 59c

5 12-inch Power Bit Extension. 3/8 inch at socket end. For 9M2082, 9M2092 above. Setscrew wrench included. Shipping weight 10 ounces.
9 M 2090 \$1.69

6 CRAFTSMAN Arbor. For 3/4-inch or larger drills. Holds grinding, wire wheels. 3/8-inch shaft. Flange 1 1/4 inches.
9 M 2594—Shipping weight 8 oz. 89c

7 CRAFTSMAN High-speed Countersink Bit. Cuts wood, metal. For drill press, drills. 5 flutes, 82° angle. 3/8-in. diam. 3/4-in. shank.
9 M 6716—Shipping wt. 3 oz. \$1.49

8 CRAFTSMAN Angle-drive Head. Fits 3/4 and 3/8-inch electric drills.
9 M 1850—Shpg. wt. 1 lb. 10 oz. . . . \$4.99



Change drill to Screwdriver or 7-in-1 Hole Saw

9 7-in-1 Hole Saw Attachment. Cut 1 thru 2 3/4-inch diameter holes in wood, Masonite Presdwood, wallboard, plastic. Fits all 3/8 and 1/2-inch spindles; 7 round-hole saw blades (1 to 2 3/8-in. diam.); 3/4-in. drill bit of carbon steel has spring ejector. From Japan.
9 M 2567—Shpg. wt. 11 oz. 99c

10 Screwdriver Attachment. Made to fit all 3/8 and 1/2-inch drills. Includes 1 flat and 1 Phillips driver bit. Drives wood screws quickly, tightens slotted-head bolts and nuts. From Japan.
9 M 2569—Shpg. wt. 1 lb. 99c

Convert drill to Hole Saw


11 Hole-saw Attachments. Made of heat-treated steel. Use for sawing metal, wood, plastics or wallboard.

Also use for plumbing and electrical installation; drill doors for locks.

Catalog Number	Size	Shipping weight	Price
9 M 25780	3/4 inch	4 ounces	89c
9 M 25781	1 inch	4 ounces	89c
9 M 25782	1 1/4 inch	4 ounces	99c
9 M 25783	1 1/4 inch	5 ounces	99c
9 M 25784	1 1/2 inch	5 ounces	99c
9 M 25786	1 3/4 inch	5 ounces	\$1.09
9 M 25787	2 inch	6 ounces	1.19
9 M 25788	2 1/4 inch	6 ounces	1.19
9 M 25789	2 1/2 inch	6 ounces	1.29

12 Mandrels for hole saw attachments. Size 1. For 3/4 to 1 1/4-inch diameter saws; 3/4-inch shank.
9 M 25620—Shpg. wt. 5 oz. . . . \$2.19

Size 2. For 1 1/4 to 2 1/2-inch diameter saws; 3/4-inch shank. Also use with 3/8 or 1/2-inch drills.
9 M 25621—Shpg. wt. 6 oz. . . . \$2.69



Speed Reducer and Screwdriver Kits

CRAFTSMAN Screwdriver-Speed Reducer Kit. Here are all the tools and attachments needed for using your electric drill as a reversible screwdriver, nut runner, tapper, etc. Fits spindle on 3/8, 3/4, 1/2-inch drills.

Includes speed reducer (2-piece aluminum housing) and key; 3/8-inch chuck with key; square drive adapter; 2 arbors; nine 3/8-inch drive sockets (two 8-point—1/4, 3/8-inch and seven 6-point—1/4 to 1 1/4-inch); 3 Phillips bits (sizes 1, 2, 3); 2 standard screwdriver bits; screw-binding bit. All in compact, 8x4 1/2 x 3 1/2-inch steel carrying case.
9 M 25654—Shipping weight 6 pounds 2 ounces. Kit \$19.99

CRAFTSMAN Screwdriver-Speed Reducer Attachment, Reversible. Save time with power. For 3/8, 3/4, 1/2-in. electric drills. Drives, removes nuts, bolts. Includes screwdriver bit; No. 2 Phillips-type screwdriver bit; 3/8-inch square drive socket adapter; chuck adapter; wrench pin. Without case. For drilling and tapping use with 3/8-inch chuck. With instructions.
9 M 25656—Shipping weight 1 pound 15 ounces. Kit \$9.99

3 Phillips-type Replacement Bits for above. Sizes 1, 2 and 3.
9 M 4189—Shipping weight 5 ounces. Set \$1.89

3 Regular Screwdriver Replacement Bits. Small, medium, large.
9 M 4199—Shipping weight 6 ounces. Set \$1.89

Attachments to give your CRAFTSMAN drill extra uses

13 CRAFTSMAN 13-piece, Angle-drive Buffer-Sander-Polisher Kit. Gives 2 drill speeds: Low—for polishing, buffing; high—for sanding. Fits 3/8 x 24-thread spindle or drill chuck. With speed adapter in angle head, chuck adapter, polishing bonnet, rubber plate, six 5-inch sanding discs, auxiliary handle, washer and screw. Shipping weight 2 pounds 2 ounces.
9 M 2629 Kit \$4.99

14 CRAFTSMAN Hedge Trimmer. Fits 3/4-inch or 3/8-inch drills. Four contact points on blade for clean cut. Chrome-alloy steel sickle blade. 10 1/2-inch cutting width; 3/8-inch twig openings. Has convenient top handle for better control. Shipping weight 3 pounds.
9 M 2627 \$9.99

15 CRAFTSMAN Planer Attachment. Cuts 1 1/2 inches wide; adjusts to 1/4-inch maximum depth of cut. Fence adjusts to 15°. 10 1/2 inches long. 2-to-1 ratio cutter speed over drill speed. Tool steel cutter has 1-inch outside diameter. Fits all 3/8-inch and 1/2-inch CRAFTSMAN drills (except 9M798). Makes planing easy and accurate. Shipping weight 4 pounds 8 ounces.
9 M 2632 \$9.99

Extra Cutter for attachment above. Shipping weight 3 ounces.
9 M 26325 \$2.19

16 CRAFTSMAN Saw Attachment. Saw fits most 3/4 or 3/8-inch electric drills. Ball-bearing spindle. Handle holds same position at all cutting angles. Base tilts 45°. Spring-loaded guard. 5 1/2-inch blade. Cuts easily through 2x4 at 90° angle.
9 M 2626—Wt. 4 lbs. 5 oz. . . . \$9.99

Kromedge Chisel-tooth Combination Blades. For crosscut, rip. 3/8-in. hole. 5 1/2-inch blade for 9M2626 (above).
9 M 32403—Shpg. wt. 8 oz. . . \$1.69


4-inch Blade for former No. 2606. 3/8 to 3/4-inch center hole.
9 M 32401—Shpg. wt. 5 oz. . . \$1.29

NO MONEY DOWN ON SEARS EASY TERMS

Make your workshop complete. It's easy to have all the drilling tools and accessories you need. See page 58 for all the details.

All CRAFTSMAN Motors have

REG U S PAT OFF.



1 Low as **\$25.49** NO MONEY DOWN



2 Low as **\$27.49** NO MONEY DOWN



3 Low as **\$15.99**

1/3 to 1 1/2-HP Motors for high-speed shop tools, hard-to-start equipment or small power tools

1 High-speed, Capacitor-start Motors for power tools. Rated for continuous duty with power bench saws, jointer-planers, shapers, other high-speed shop tools. Mount in any position. Permanently-lubricated bearings. Has knock-out for BX or conduit connections. Quick-change voltage links change voltages in seconds. Reversible rotation. Dustproof switch. Quick-connect terminals reduce wiring time. Built-in ground lug meets local electrical codes. With 3x4 1/4-in. mount, 5/8-in. diameter double-end shaft. Single-phase 60-cycle AC. See guarantee below.

With ball bearings, on-off switch, 8-foot electric cord and plug (except 99M1985K; see below). Manually-reset overload protector.

Catalog Number	HP	RPM	Volts	Shipping weight	Each
99 M 1201K	1/2	3450	115-230	22 pounds	\$30.99
99 M 1202K	3/4	3450	115-230	24 pounds	35.99
99 M 1203K	1	3450	115-230	28 pounds	43.49
99 M 1985K	1 1/2	3450	115-230	34 pounds	60.99

†Without electric cord or switch.

With sleeve bearings, 4-foot sub-length electric cord. Without on-off switch or overload protector.

Catalog Number	HP	RPM	Volts	Shipping weight	Each
99 M 1205C	1/2	3450	115-230	19 pounds	\$25.49
99 M 1206K	3/4	3450	115-230	22 pounds	30.49
99 M 1207K	1	3450	115-230	27 pounds	39.49

MOTOR BOOK included with each Sears motor. Gives valuable information on installation, applications and maintenance

2 General-purpose Capacitor-start Motors for hard-to-start equipment. Deliver extra torque needed for compressors, pumps, refrigeration, farm equipment, large drill presses, lathes, band and jig saws. 115-230-volt, 60-cycle AC. Single phase. 1725 RPM. Reversible rotation. Overload protectors reset manually. Mount in any position in cradle. 1-end shaft (unless otherwise stated). 3/16-inch keyway. No switch, cord, plug with sleeve-bearing motors. See guarantee below.

Sleeve Bearing—Shafts are 3/8-in. diam. with 5/8-in. adapter except 99 M 19659K, 99 M 1960K, 99 M 1961K and 99 M 1962K which are 3/4 in. only, NEMA Frames 56.

Catalog Number	Horsepower	Type Base	Mounting Dimen.	Torque Overload Capacity	Shpg. wt.	Each
99 M 1970C	1/2	Flexible	3x4 3/4 inches	300 per cent	19 lbs.	\$27.49
99 M 1960K*	1/2	Rigid	3x4 3/4 inches	450 per cent	21 lbs.	28.49
99 M 1965K*	1/2	Flexible	3x4 3/4 inches	240 per cent	23 lbs.	31.49
99 M 1961K*	1/2	Rigid	3x4 3/4 inches	350 per cent	23 lbs.	34.49
99 M 19659K*	1/2	Flexible	3x4 3/4 inches	230 per cent	27 lbs.	40.49
99 M 1962K*	3/4	Rigid	3x4 3/4 inches	300 per cent	27 lbs.	42.49

Ball Bearing—On-off, 2-pole toggle switch, NEMA Frame 56, 8-ft. 3-wire cord, plug. (99M19879K has no switch or cord). Double-end shaft on 99M19738K and 99M19748K.


Catalog No	HP	Type Base	Mounting	Shaft	Shpg. wt.	Each
99 M 1973K	1/2	Flexible	3x4 3/4 inch	3/8 in. with 5/8 in. adapter	23 lbs.	\$36.49
99 M 19738K	1/2	Rigid	3x4 3/4 inch	3/8 in. double-end shaft	23 lbs.	36.49
99 M 1974K	3/4	Flexible	3x4 3/4 inch	3/8 in.	27 lbs.	43.49
99 M 19748K	3/4	Rigid	3x4 3/4 inch	3/8 in. double-end shaft	27 lbs.	43.49
99 M 19879K*	1	Rigid	3x4 3/4 inch	3/8 in.	32 lbs.	52.99

*NOTE: Use only these motors for compressors and pumps.

3 Split Phase. Power small drill presses, lathes, jig saws, grinders, belt sanders, easy-starting farm equipment. Bolts extend through for end-bell mounting. Reversible rotation. 110-120-volt, 60-cycle single-phase AC. 1725 RPM. Single-end shaft. Sleeve bearings. 3x4 3/4-in. rubber mount (99M1905C rigid mount). No switch, cord.

1/2 HP. 3/8-inch shaft. 5/8-inch adapter. 99 M 1934C—Shpg. wt. 16 lbs. \$15.99
 1/2 HP. 1/2-inch shaft. 5/8-inch adapter. 99 M 19669C—Shpg. wt. 17 lbs. \$17.49
 1/2 HP. 3/4-in. diam. shaft. Rigid mount. 99 M 1905C—Shipping wt. 16 lbs. \$16.99
 1/2 HP. 1/2-inch shaft. 5/8-inch adapter. 99 M 1935C—Shpg. wt. 17 lbs. \$21.99

GUARANTEE: We'll repair, at no charge, any Sears Electric Motor defective in materials or workmanship—if returned within one year of purchase date



Special-purpose Motors for sump pumps, washers, heating, ventilating, oil burners

4 Sump Pump Motor. Fits Sears, most cellar drainers, sump pumps. Replaces motor with built-in switch, rod, float. 3/4 HP, 1725 RPM split-phase, 110-120-volt, 60-cycle AC. 1/2-in. diam. shaft. Automatic reset overload protector. Reverses. Takes 1 1/2 OD, 1 3/4-inch ID stand pipe. Comes with double-pole switch, weights and chain.
 99 M 1995C—Shipping wt. 18 lbs. \$23.49

5 Single-speed Wringer Washer Motor. Universal mounting fits most makes including Kenmore, RCA Whirlpool, Maytag, Easy, Philco. 1/2-in. flattened shaft. 3/8-in. holes. Extended-through bolts for end bell mounting. Reversible. 3/4 HP, 1725 RPM split-phase, 110-120-volt, 60-cycle AC. No switch, cord or overload protector.
 Shipping weight 16 pounds.
 99 M 1989C.....\$19.49

6 1-speed Automatic Washer Motor. (Not shown.) For Kenmore, GE, Maytag, RCA Whirlpool, other 1952-'63. 1/2 HP, 1725 RPM split phase; 110-120-v, 60-c AC. Thru bolts for end bell, motor base mount. Automatic-reset overload protector. No cord, switch.
 99 M 1985C—Shipping weight 15 pounds. \$23.49

7 2-speed Automatic Washer Motor. Similar to above, fits same washers. Capacitor start. Automatic reset overload protector. 1140/1725 RPM, 1/2 HP.
 99 M 1986C—Shipping weight 19 pounds. \$29.99

8 Dryer Motor. For Kenmore, RCA Whirlpool, GE, Maytag, most home-laundry gas or electric dryers. 3/4 HP, 1725 RPM split phase; 110-120-v, 60-c AC. Double-end flat 1/2-inch shafts. (Can be used for dryers with single-end shaft motors—saw off extra shaft with hack saw.) Automatic reset overload protector. Uses motor base on dryer.
 99 M 1963C—Shipping weight 17 pounds. \$19.99


As above, but with flat and threaded shafts.
 99 M 1969C—Shipping weight 17 pounds. \$19.99

9 Oil Burner Motor. Replace 1/2, 3/4-HP motors. 1/2 HP. 1725 RPM split phase, 110-120-volt, 60-cycle AC. Reverses. Manual reset overload protector. Standard NEMA mounting. 1/2-inch diameter flattened shaft. Sleeve bearings. 2-lug flange mounting. 7 1/4 inches between lug centers. 20-inch lead. No switch, cord.
 99 M 1984C—Shipping weight 15 pounds. \$23.49

10 Blower and Fan Motors. Single speed. Replace 1/2, 3/4, 1/2 HP. 1725 RPM split-phase type; 110-120-volt, 60-cycle AC. Automatic reset overload protector. Easily reversed. Single-end 1/2-inch flattened shaft, 3/8-inch shaft adapter. Sleeve bearings. Through bolts for direct-drive fans. Flexible mounting. 3x4 3/4 inches (NEMA 56 frame) or 2 1/2x4 1/4 inches (NEMA 48 frame).
 99 M 1983C—3x4 3/4-in. mount. Wt. 20 lbs. \$23.49
 99 M 19835C—2 1/2x4 1/4-in. mount. Wt. 18 lbs. 23.49

2-speed Blower, Fan Motor. As above but 1140 and 1725 RPM. Overload protector. 3x4 3/4 inches (56 frame).
 99 M 1971K—Shipping weight 22 pounds. \$27.99


standard mounts for quick, easy installation



1 Low as **\$32.49** NO MONEY DOWN
cash



2 Low as **\$71.99** NO MONEY DOWN
cash



3 Low as **\$109.99** NO MONEY DOWN
cash

Weatherproof Motors . . totally enclosed and fan cooled

(1)-(2) CRAFTSMAN . . capacitor start—induction run. Weatherproof . . use inside or out. Need no shelter. Big overload capacity. High-torque starting. Permanently lubricated ball bearings. Manual-reset overload protector. Electrically reversible. Mount in any position. Single-end shaft. 115-230-volt, 60-cycle single-phase AC. *Not for use in explosive atmosphere.* Without switch or cord.

1 General purpose. For home, shop and farm use. Handles tough-starting loads—compressors, sprayers, grain handling augers. Rigid base. 56 frame.

Catalog Number	HP	RPM	Base Mount	Flat on shaft	Shipping wt.	Each
99 M 1907 K	1/2	1725	3x4 3/4 inches	3/8 inch	23 pounds	\$32.49
99 M 1908 K	1/2	1725	3x4 3/4 inches	3/8 inch	25 pounds	36.99
99 M 1917 K	1	1725	3x4 3/4 inches	3/8 inch	32 pounds	43.99
99 M 1927 K	1	1725	3x4 3/4 inches	3/8 inch	35 pounds	64.99

2 Heavy duty. Up to 3 HP. Use on conveyors, pumps, compressors, refrigeration, blowers. These motors start with up to 350% full-load torque. The Magnetic Starters are designed for 230-volt operation only.

HP	RPM	Frame size	Shaft diam.	Key width	Base mount (in.)	Without magnetic starter		With magnetic starter			
						Catalog No.	Wt. lbs.	Each	Catalog No.	Wt. lbs.	Each
1	1725	182	3/8 in.	3/8 in.	4 1/2 x 7 1/2	99M12705L	65	\$71.99	99M12709L2	72	\$111.99
1 1/2	1725	184	7/8 in.	3/8 in.	5 1/2 x 7 1/2	99M12715N	76	94.99	99M12719M2	83	135.99
2	1725	213	1 1/8 in.	3/8 in.	5 1/2 x 8 1/2	99M12725N	95	127.99	99M12729M2	102	167.99
2	3450	184	7/8 in.	3/8 in.	5 1/2 x 7 1/2	99M12735N	76	104.99	99M12739M2	83	144.99
3	1725	215	1 1/8 in.	3/8 in.	7 x 8 1/2	99M12745N	112	161.99	99M12749M2	119	206.99

CRAFTSMAN . . repulsion start—induction run. Looks like (2) above. All weatherproof design. Get up to 500% more starting torque from 50% less starting current than capacitor motors. Minimum voltage drop on heavy-starting loads. Power all farm equipment—ailo loaders, barn cleaners, compressors, bunk feeders, etc. Permanently lubricated ball bearings . . . need no oiling. Reverse by shifting brushes. Single-end shaft. Mount in any position. 115-230-volt, 60-cycle single-phase AC (7 1/2-HP 230-volt only). 1/2 and 3/4-HP brush lifting type for minimum radio interference and long brush life. Rerated NEMA frame sizes. 1725 RPM. Magnetic starters for 230-volt operation only.

HP	Frame size	Shaft diam.	Key width	Base mount (in.)	Without magnetic starter		With magnetic starter			
					Catalog No.	Weight	Each	Catalog No.	Weight	Each
1/2	56	3/8 in.	3/8 in.	3 x 4 3/4	99 M 1230K	34 lbs.	\$49.99			
3/4	56	3/8 in.	3/8 in.	3 x 4 3/4	99 M 1231K	38 lbs.	59.99			
1	182	7/8 in.	3/8 in.	4 1/2 x 7 1/2	99 M 1232L	66 lbs.	75.99	99 M 12329L2	73 lbs.	\$115.99
1 1/2	184	7/8 in.	3/8 in.	5 1/2 x 7 1/2	99 M 1233N	78 lbs.	97.99	99 M 12339M2	85 lbs.	137.99
2	213	1 1/8 in.	3/8 in.	5 1/2 x 8 1/2	99 M 1234N	98 lbs.	133.99	99 M 12349M2	105 lbs.	173.99
2	215	1 1/8 in.	3/8 in.	7 x 8 1/2	99 M 1240N	115 lbs.	165.99	99 M 12409M2	122 lbs.	210.99
3	254U	1 1/2 in.	3/8 in.	8 1/2 x 10	99 M 1241N	175 lbs.	238.99	99 M 12419M2	182 lbs.	295.99
7 1/2	256U	1 3/4 in.	3/8 in.	10 x 10	99 M 1242N	280 lbs.	309.99	99 M 12429M2	299 lbs.	399.99

3 CRAFTSMAN 3-phase Motors. All-weatherproof design. For big HP loads.

Perfect for feed grinding, ensilage cutters, crop dryers, other uses for farm and industry. Permanently lubricated ball bearings, reversible rotation. Single-end shaft. Mount in any position. 208-220-440-volt, 60-cycle AC. All are 1725 RPM. 5, 7 1/2, 10 HP have steel frame. Shipped by freight (rail or truck) or express from Dayton, Ohio factory (motors over 500 lbs. not shipped by express). *Before ordering, be sure to ask your local utility company if 3-phase power (220 or 440-volt) is available.*

HP	Frame size	Shaft diam.	Key width	Base mount (in.)	Without magnetic starter		With magnetic starter*			
					Catalog No.	Wt. lbs.	Each	Catalog No.	Wt. lbs.	Each
5	215	1 1/8 in.	3/8 in.	7 x 8 1/2	F9 M 1293N	123	\$109.99	F9 M 12935N	142	\$162.99
7 1/2	254U	1 3/8 in.	3/8 in.	8 1/4 x 10	F9 M 1294N	185	159.99	F9 M 12945N	204	202.99
10	256U	1 3/4 in.	3/8 in.	10 x 10	F9 M 1295N	220	189.99	F9 M 12955N	240	269.99
15	284U	1 7/8 in.	3/8 in.	9 1/2 x 11	F9 M 1296N	438	249.99	F9 M 12965N	466	329.99
20	286U	1 7/8 in.	3/8 in.	11 x 11	F9 M 1297N	483	299.99	F9 M 12975N	519	379.99
30	326U	1 7/8 in.	3/8 in.	12 x 12 1/2	F9 M 1298N	706	449.99	F9 M 12985N	746	599.00
40	364U	2 1/8 in.	3/8 in.	11 1/4 x 14	F9 M 1299N	855	699.00	F9 M 12995N	900	849.00

*5, 7 1/2 and 10 HP have 220-volt starters. 15 through 40 HP have 440-volt starters

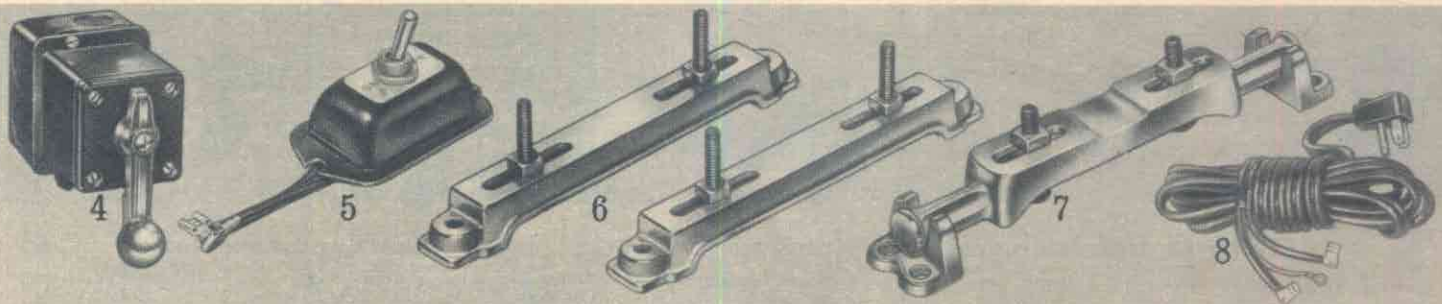
Open frame . . extra heavy duty

CRAFTSMAN. Repulsion start, capacitor run. Now handle big HP requirements with 230-volt, single-phase power instead of using costly phase converters. Drip-proof housing. Operates on 90% power factor.

High torque from low starting and running current with minimum voltage drop on heavy loads. For oil rigs, irrigation, crop dryers, etc. Permanently lubricated ball bearings. Single-end shaft. Mount in any position. 230-v, 60-c single-phase AC. Rerated NEMA frame sizes. All 1725 RPM with 1 1/2-inch diam. shaft. 3/8-inch key width. Shipped freight (rail or truck) or express from Dayton, Ohio factory.

Rotation clockwise or counterclockwise. State "1" if clockwise is wanted; state "2" for counterclockwise.

HP	Frame size	Base mount (in.)	Without magnetic starter		With magnetic starter			
			Catalog No.	Weight	Each	Catalog No.	Weight	Each
10	284U	11 x 9 1/2	F9 M 1258NF	410 lbs.	\$366.00	F9 M 12589NF	419 lbs.	\$444.00
15	286U	11 x 11	F9 M 1259NF	504 lbs.	422.00	F9 M 12599NF	528 lbs.	499.00



Motor Reversing Switch, On-off Toggle Switch, Motor Rails and 3-wire Cord

4 Reversing Switch. For stopping and reversing split-phase and repulsion-induction-type motors. Handles up to 1-HP motors with voltages not more than 550 AC. Comes with easy-to-follow wiring diagram . . . makes installation of switch simple. Shipping weight 1 pound 9 ounces.

9 M 2982 . . . \$8.99

5 On-off Toggle Switch. For general-purpose, open-frame, split-phase and capacitor-type motors except 99M1960K, 99M1961K, 99M1962K.

Shipping weight each 8 ounces.
9 M 1920 . . . \$2.19

6 Adjustable Motor Rails. Use where 1-HP (or less) motor powers one tool. Lets you adjust belt tension. Maximum belt take-up 2 1/2 in. Pkg. of 2.

9 M 2266—Shipping weight 1 lb. 4 oz. Pkg. \$1.99

7 Floating Motor Rail. For 1-HP (or less) motors moved from one tool to another. 2 3/8 to 5 in. between center of base-mounting holes.

Set of 1 rail, 2 clips.
9 M 2265—Shipping weight 15 ounces. . . Set \$1.49

Package of 2 clips only.
9 M 2268—Shipping weight 6 ounces. . . Pkg. 59c

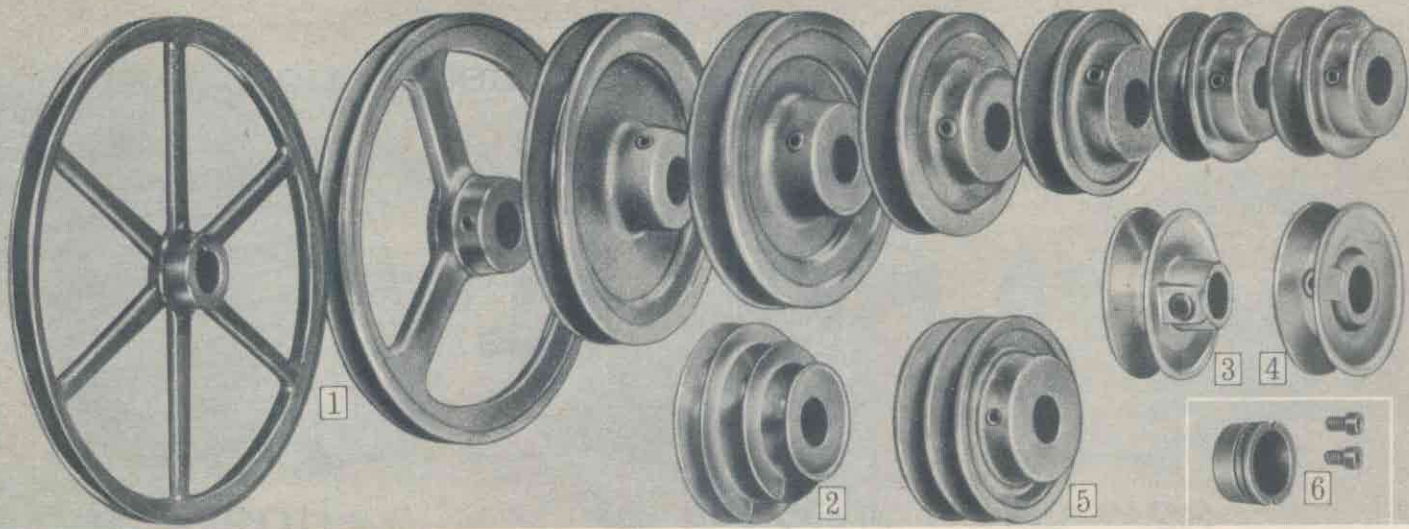
8 Three-wire Cord. Use with CRAFTSMAN split-phase and capacitor motors listed on these two pages with up to 1/2 HP rating. Comes with quick-connect terminals and eyelet for grounding. Cord is 8 feet long, 16 gauge and has 3-prong plug. Comes without plug adapter.

9 M 19062—Shipping weight 13 ounces . . . 99c

MOTOR BOOK

One is included with each Sears motor. Gives you valuable information on the applications, installation and maintenance of motors.

Make your own motor replacements . . . cut costs up to 50%



CRAFTSMAN precision-machined V-Pulleys

REG. U. S. PAT. OFF.

CRAFTSMAN Pulleys are scientifically designed to draw top-working performance from the machinery or power tools you may be using. Grooves are machined to maximum accuracy to assure you that belts will run true... almost eliminate slipping.

Diameter sizes that are given in tables below refer to outer edge of the pulleys—not to pitch diameter or bottom of groove. All bores are reamed to exact size. Please state bore size wanted.

1 Cast Iron Single-groove V-Pulleys. Heavy duty. Professional quality. For $\frac{1}{2}$ -inch (4L section) and $\frac{5}{8}$ -inch (5L section) V-belts. Replaces single V-belt pulleys. No keyway in $\frac{1}{2}$ -inch bores; standard keyway on bore sizes $\frac{3}{8}$ inch through 1 inch. State bore size for $2\frac{1}{2}$ and 3-in. pulleys from below.

Catalog Number	Outside Diameter	Bore Inches	Shpg. wt.		Each
			lbs.	oz.	
9 M 28825F	2 1/2 in.	3/8, 1/2, 5/8, 3/4	12		\$1.69
9 M 28835F	3 in.	1/2, 3/4, 1	1	2	1.99
9 M 28846	4 in.	For these 7 pulleys	1	12	1.59
9 M 28856	5 in.	you must order	2	10	1.99
9 M 28866	6 in.	you must order	2	12	2.39
9 M 28086	7 3/4 in.	bushing	3	9	3.09
9 M 28106	9 3/4 in.	insert at far right	5	1	4.19
9 M 28126	11 3/4 in.		5	9	5.29
9 M 28146	15 3/4 in.		9	4	7.29

2 Die-cast Cone V-Pulleys. Aluminum finish. 3 or 4-step. Socket head setscrew. Fit $\frac{3}{8}$ or $\frac{1}{2}$ -inch V-belts. $\frac{3}{8}$ and $\frac{1}{2}$ -inch bore have standard keyway. State bore size wanted.

Cat. No.	Bore, in.	Step Diam., in.	Shpg. wt.	Each
9 M 2788F	3/8, 1/2, 5/8	3 3/8, 2 3/8, 2	1 lb.	\$1.39
9 M 2792F	3/8, 1/2, 5/8	4, 3 3/8, 2 3/8, 2	1 lb. 4 oz.	1.69
9 M 2793F	3/8, 1/2, 5/8	5, 4, 3, 2	1 lb. 10 oz.	1.99

HOW TO DETERMINE V-PULLEY DIAMETERS

Motor pulley diameter: Multiply diameter of machine pulley by machine RPM wanted. Divide by motor RPM for motor pulley diameter.

Machine pulley diameter: Multiply motor pulley diameter by motor RPM. Divide by machine RPM wanted for machine pulley diameter.

3 Die-cast Single-groove V-Pulleys. Zinc alloy aluminum finish. Socket head setscrew. $\frac{3}{8}$ or $\frac{1}{2}$ -in. bores have standard keyway. Fit $\frac{3}{8}$ (3L) or $\frac{1}{2}$ -in. (4L) V-belts, except 9 M 2800F which is for $\frac{3}{8}$ -in. (3L) belt only. State bore size.

Cat. No.	Outside diam.	Bore, in.	Shpg. wt.	Each
9 M 2800F	1 1/2 inches	3/8, 1/2	3 oz.	49c
9 M 2801F	2 inches	3/8, 1/2, 5/8	5 oz.	59c
9 M 2802F	2 1/2 inches	3/8, 1/2, 5/8, 3/4	6 oz.	69c
9 M 2803F	3 inches	3/8, 1/2, 5/8, 3/4	7 oz.	79c
9 M 2804F	4 inches	3/8, 1/2, 5/8, 3/4	9 oz.	99c
9 M 2805F	5 inches	3/8, 1/2, 5/8, 3/4	13 oz.	\$1.19
9 M 2806F*	6 inches	3/8, 1/2, 5/8, 3/4	1 lb. 1 oz.	1.39

*Spoke-type

4 Hubless Single-groove V-Pulleys. Strongly made of zinc alloy. Aluminum finish. Use side by side for multiple drives. Socket head setscrew. Fit $\frac{3}{8}$ -in. (3L) or $\frac{1}{2}$ -in. (4L) V-belts, except 9 M 2901F which is designed for $\frac{1}{2}$ -inch V-belts only. 9 M 2902F and 9 M 2903F in $\frac{5}{8}$ and $\frac{3}{4}$ -inch bores have standard keyway. State bore size wanted.

Cat. No.	Outside diam.	Bore, in.	Shpg. wt.	Each
9 M 2901F	2 inches	3/8, 1/2, 5/8	5 ounces	59c
9 M 2902F	2 1/2 inches	3/8, 1/2, 5/8, 3/4	6 ounces	69c
9 M 2903F	3 inches	3/8, 1/2, 5/8, 3/4	7 ounces	79c

5 Cast Iron 2-groove V-Pulleys. Fit $\frac{1}{2}$ -inch (4L) or $\frac{5}{8}$ -inch (5L) V-belts. Built for heavy-duty service... run smoothly, quietly and free from vibration. Precision machined, balanced to insure correct belt seating.

Grooves are machined to micrometer accuracy. Precision-reamed bores. Standard keyway in all sizes of bores from $\frac{3}{8}$ inches to $1\frac{3}{8}$ inches. Treated for rust resistance.

Socket-head setscrew included. Please state bore size for $2\frac{1}{2}$ and 3-inch pulleys.

Catalog Number	Outside diam. in.	Bore size (inches)	Shpg. wt.		Each
			lbs.	oz.	
9M29150F	2 1/2	3/8, 1/2, 5/8, 3/4	1	6	\$3.49
9M29151F	3	3/8, 1/2, 5/8, 3/4	1	15	3.99
9M29152	4	For these 7 pulleys	2	2	4.19
9M29153	5	you must order	3	10	5.19
9M29154	6	bushing	3	10	6.19
9M29155	7 3/4	insert	4	15	7.19
9M29156	9 3/4	below	7	2	8.19
9M29157	11 3/4		8	7	10.69
9M29158	15 3/4		12		13.19

6 Bushing Inserts. For single and 2-groove cast iron pulleys. Tables above and at left show which size pulleys must have bushings.

Catalog Number	Bore size	Shipping weight	Each
9 M 29170	1/2 inch	12 ounces	\$1.09
9 M 29171	3/8 inch	12 ounces	1.09
9 M 29172	1/2 inch	11 ounces	1.09
9 M 29173	3/4 inch	10 ounces	1.09
9 M 29174	1 inch	9 ounces	1.09
9 M 29175	1 1/8 inch	8 ounces	1.09
9 M 29176	1 1/4 inch	7 ounces	1.09
9 M 29177	1 3/8 inch	6 ounces	1.09



CRAFTSMAN professional-quality Mandrels

7 Double-end Bronze-bearing Mandrel. Use 2 attachments at the same time. Right and left-hand-thread ($\frac{1}{2}$ x20) at spindle ends. Permanently lubricated bearings. $\frac{5}{8}$ -inch diameter steel spindle extends $1\frac{1}{2}$ inches. 2-inch diameter pulley for $\frac{1}{2}$ -inch V-belt. $1\frac{3}{4}$ -inch washers. Over-all size $9\frac{1}{2}$ inches. 9 M 4942—Shipping weight 3 lbs. 5 oz. \$5.19

8 Single-end Bronze-bearing Mandrel. Steel shaft extends $1\frac{1}{4}$ in. at right-hand threaded end. Flat area at pulley end for set-screw. $1\frac{3}{4}$ -in. washer. Permanently lubricated bearings. For $\frac{1}{2}$ -in. V-belt. $\frac{1}{2}$ -in. size has $\frac{3}{8}$ -in. shaft, $9\frac{1}{2}$ inches long; 2-in. diameter V-pulley. Arbor end thread $\frac{1}{2}$ x20 in. $\frac{3}{8}$ -in. size has $\frac{3}{4}$ -in. shaft, $11\frac{1}{2}$ in. long; $2\frac{1}{2}$ -in. diameter V-pulley. Arbor end $\frac{3}{8}$ x18 in. thread. 9 M 4940— $\frac{1}{2}$ -inch size. Wt. 2 lbs. 8 oz. \$4.99 9 M 4941— $\frac{3}{8}$ -inch size. Wt. 3 lbs. 5 oz. \$5.19


9 Single-end Ball-bearing Mandrel. 1-piece cast-iron housing prevents misalignment and twisting. Mounting brings shaft closer under top of table for deeper cut. Precision ball bearings grease sealed. $\frac{3}{8}$ -in. steel shaft with machined flanges (1 fixed, 1 removable). Machined steel washer, $1\frac{3}{4}$ -inch diameter. Pulley end of shaft extends $1\frac{1}{2}$ in.; has flat area for pulley setscrew. Comes with right-hand thread only.

$\frac{1}{2}$ -inch size. Shaft $9\frac{3}{4}$ in. long. Arbor end threaded $\frac{1}{2}$ x20, extends $1\frac{1}{2}$ inches.

9 M 4953—Shpg. wt. 3 lbs. 8 oz. \$6.69

$\frac{3}{8}$ -inch size. Shaft $11\frac{1}{2}$ in. long. Arbor end threaded $\frac{3}{8}$ x18, extends $1\frac{1}{2}$ inches.

9 M 4954—Shpg. wt. 4 lbs. 5 oz. \$7.79



Line Shaft and Accessories

Mount on bench or as overhead drive. Use $\frac{1}{2}$ -HP motor or larger. Line shaft—use $\frac{1}{2}$ -inch for light tools; use $\frac{3}{8}$ or $\frac{1}{2}$ -inch for heavier machines, larger motors. Rigid couplings—connect sections; collars prevent endwise drift. Flexible couplings—connect motor to shaft. Hangers—set $\frac{1}{2}$ inch every 18 in.; set $\frac{3}{8}$ and $\frac{1}{4}$ inch every 24 in.

(10) 9 M 2820—Cup Oiler. $\frac{1}{4}$ inch. Shpg. wt. of two, 2 oz. \$2.29c

Catalog No.	Size	Accessory	Shpg. wt.	Each
9 M 28391	1/2 in.	Rigid Coupling	6 oz.	89c
9 M 28392	3/8 in.	Rigid Coupling	7 oz.	89c
9 M 28393	1/2 in.	Rigid Coupling	8 oz.	89c
9 M 2824	1/2 in.	Line Shaft Collar	2 oz.	29c
9 M 2826	3/8 in.	Line Shaft Collar	3 oz.	29c
9 M 2825	1/2 in.	Line Shaft Collar	4 oz.	29c
9 M 2833	1/2x24 in.	Steel Shaft	1 lb. 15 oz.	99c
99 M 2834C	1/2x48 in.	Steel Shaft	3 lbs.	\$1.69
99 M 2830C	3/8x48 in.	Steel Shaft	5 lbs.	2.49
99 M 2836C	1/2x48 in.	Steel Shaft	5 lbs.	2.99
9 M 2828	1/2 in.	Shaft Hanger	1 lb. 4 oz.	2.79
9 M 2846	3/8 in.	Shaft Hanger	1 lb. 13 oz.	2.79
9 M 2829	1/2 in.	Shaft Hanger	1 lb. 13 oz.	2.79
9 M 28401	1/2 in.	Flexible Coupling	9 oz.	1.19
9 M 28402	3/8 in.	Flexible Coupling	9 oz.	1.19
9 M 28403	1/2 in.	Flexible Coupling	9 oz.	1.19
9 M 27601	1/2 in.	Pillow Block	12 oz.	1.39
9 M 27502	3/8 in.	Pillow Block	12 oz.	1.39
9 M 27503	1/2 in.	Pillow Block	12 oz.	1.49

CRAFTSMAN V-Belts . . . Scientifically designed for maximum power transmission

REG. U.S. PAT. OFF.

Low as **69¢**



- 1 Blend of natural and synthetic rubbers in compression section.
- 2 High-tensile rayon cord coated with rubber compound.
- 3 Tension section has special compound to maintain rigidity.
- 4 High-twist fabric, neoprene impregnated.

MEASURING WIDTH

Simply measure across the broader (outside) surface of the belt you're replacing. You can check manufacturer's number on your old belt. Order by Sears catalog number.

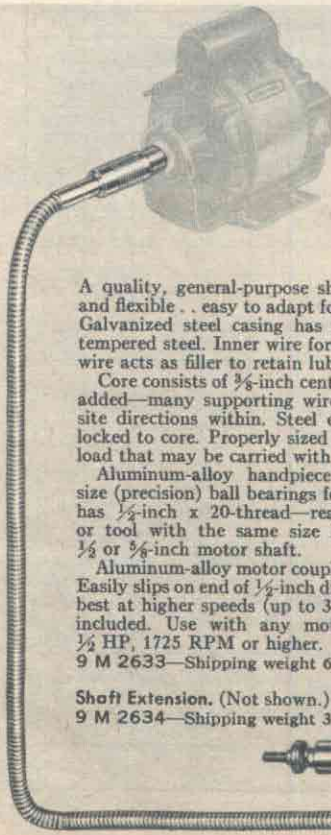
MEASURING LENGTH

Measure around outside edge of first pulley, to next pulley, around it, then back to the starting point. Do not measure in groove. Use steel tape for accuracy.

Top professional quality in every detail. Length-code on each belt assures perfectly matched lengths for multiple-belt drives. Balanced to run true with minimum vibration. Tough, yet elastic enough to stand heavy shock loads.

The blend of natural and synthetic rubbers in the compression section assures easy stretching. The high-tensile rayon cord is coated with special rubber compound for extra strength, flexibility, heat-and-fatigue resistance. The high-twist cover fabric is impregnated with neoprene for easy flexing, less vibration and longer wear—resists breakdown from water, oils, chemicals and sunlight. Before ordering see how to measure at left.

Catalog Number	Length	Mfr's. No.	Shpg. wt.	Each	Catalog Number	Length	Mfr's. No.	Shpg. wt.	Each	Catalog Number	Length	Mfr's. No.	Shpg. wt.	Each	Catalog Number	Length	Mfr's. No.	Shpg. wt.	Each
3/8-inch . . . 3L section					1/2-inch . . . 4L section (continued)					1/2-inch . . . 4L section (continued)					1/2-inch . . . 4L section (continued)				
9 M 1520	20 in.	3L200	4 oz.	69c	9 M 1630	30 in.	4L300	5 oz.	79c	9 M 1651	51 in.	4L510	7 oz.	\$1.09	9 M 1684	84 in.	4L840	12 oz.	\$1.49
9 M 1524	24 in.	3L240	4 oz.	69c	9 M 1631	31 in.	4L310	5 oz.	79c	9 M 1652	52 in.	4L520	7 oz.	1.09	5/8-inch . . . 5L section				
9 M 1528	28 in.	3L280	4 oz.	69c	9 M 1632	32 in.	4L320	5 oz.	79c	9 M 1653	53 in.	4L530	7 oz.	1.09	9 M 1733	33 in.	5L330	7 oz.	99c
9 M 1530	30 in.	3L300	4 oz.	69c	9 M 1633	33 in.	4L330	5 oz.	79c	9 M 1654	54 in.	4L540	7 oz.	1.09	9 M 1734	34 in.	5L340	7 oz.	99c
9 M 1533	33 in.	3L330	4 oz.	69c	9 M 1634	34 in.	4L340	5 oz.	79c	9 M 1655	55 in.	4L550	7 oz.	1.19	9 M 1735	35 in.	5L350	7 oz.	99c
9 M 1534	34 in.	3L340	4 oz.	69c	9 M 1635	35 in.	4L350	6 oz.	79c	9 M 1656	56 in.	4L560	7 oz.	1.19	9 M 1736	36 in.	5L360	7 oz.	1.19
9 M 1537	37 in.	3L370	4 oz.	79c	9 M 1636	36 in.	4L360	6 oz.	89c	9 M 1658	58 in.	4L580	8 oz.	1.19	9 M 1737	37 in.	5L370	7 oz.	1.19
1/2-inch . . . 4L section					9 M 1637	37 in.	4L370	6 oz.	89c	9 M 1660	60 in.	4L600	8 oz.	1.19	9 M 1738	38 in.	5L380	8 oz.	1.19
9 M 1617	17 in.	4L170	4 oz.	79c	9 M 1638	38 in.	4L380	6 oz.	89c	9 M 1662	62 in.	4L620	8 oz.	1.19	9 M 1740	40 in.	5L400	8 oz.	1.19
9 M 1619	19 in.	4L190	4 oz.	79c	9 M 1639	39 in.	4L390	6 oz.	89c	9 M 1663	63 in.	4L630	9 oz.	1.19	9 M 1742	42 in.	5L420	8 oz.	1.19
9 M 1620	20 in.	4L200	4 oz.	79c	9 M 1640	40 in.	4L400	6 oz.	89c	9 M 1664	64 in.	4L640	9 oz.	1.19	9 M 1744	44 in.	5L440	9 oz.	1.29
9 M 1621	21 in.	4L210	4 oz.	79c	9 M 1641	41 in.	4L410	6 oz.	99c	9 M 1665	65 in.	4L650	9 oz.	1.19	9 M 1746	46 in.	5L460	9 oz.	1.29
9 M 1622	22 in.	4L220	4 oz.	79c	9 M 1642	42 in.	4L420	6 oz.	99c	9 M 1666	66 in.	4L660	9 oz.	1.19	9 M 1748	48 in.	5L480	9 oz.	1.39
9 M 1623	23 in.	4L230	4 oz.	79c	9 M 1643	43 in.	4L430	6 oz.	99c	9 M 1668	68 in.	4L680	9 oz.	1.19	9 M 1752	52 in.	5L520	10 oz.	1.49
9 M 1624	24 in.	4L240	4 oz.	79c	9 M 1644	44 in.	4L440	6 oz.	99c	9 M 1670	70 in.	4L700	9 oz.	1.29	9 M 1754	54 in.	5L540	11 oz.	1.49
9 M 1625	25 in.	4L250	4 oz.	79c	9 M 1645	45 in.	4L450	6 oz.	99c	9 M 1672	72 in.	4L720	9 oz.	1.29	9 M 1758	58 in.	5L580	12 oz.	1.59
9 M 1626	26 in.	4L260	4 oz.	79c	9 M 1646	46 in.	4L460	6 oz.	99c	9 M 1674	74 in.	4L740	9 oz.	1.39	9 M 1766	66 in.	5L660	12 oz.	1.69
9 M 1627	27 in.	4L270	4 oz.	79c	9 M 1647	47 in.	4L470	6 oz.	99c	9 M 1675	75 in.	4L750	10 oz.	1.39	9 M 1770	70 in.	5L700	12 oz.	1.79
9 M 1628	28 in.	4L280	4 oz.	79c	9 M 1648	48 in.	4L480	7 oz.	99c	9 M 1676	76 in.	4L760	11 oz.	1.39					
9 M 1629	29 in.	4L290	5 oz.	79c	9 M 1649	49 in.	4L490	7 oz.	99c	9 M 1680	80 in.	4L800	11 oz.	1.49					
					9 M 1650	50 in.	4L500	7 oz.	99c	9 M 1682	82 in.	4L820	12 oz.	1.49					



CRAFTSMAN
REG. U.S. PAT. OFF.

50-inch Flexible Shaft

\$15.49

A quality, general-purpose shaft. Long, lightweight and flexible . . . easy to adapt for drilling and grinding. Galvanized steel casing has 2-wire construction of tempered steel. Inner wire forms core bearing. Outer wire acts as filler to retain lubricant.

Core consists of 3/8-inch center wire. Extra strength added—many supporting wires are wound in opposite directions within. Steel end fittings are rigidly locked to core. Properly sized to accommodate every load that may be carried with ease.

Aluminum-alloy handpiece is fitted with over-size (precision) ball bearings for longer wear. Spindle has 1/2-inch x 20-thread—readily fits any adapter or tool with the same size hole and thread. Fits 1/2 or 3/8-inch motor shaft.

Aluminum-alloy motor coupling has needle bearing. Easily slips on end of 1/2-inch diameter shaft. Operates best at higher speeds (up to 3600 RPM). Motor not included. Use with any motor having 1/4, 1/2 or 3/4 HP, 1725 RPM or higher.

9 M 2633—Shipping weight 6 pounds . . . \$15.49

Shaft Extension. (Not shown.) For above. 38 in. long. 9 M 2634—Shipping weight 3 lbs. 2 oz. . . . \$5.99



Wheel Guards

Protect your hands and eyes. Use with either 4-inch grinding or wire scratch wheels. Both guards with handgrip.

1 For flexible shaft with 1 3/8-inch diameter handpiece. Fits 9 M 2633 at left. Shpg. wt. 1 lb. 3 oz. 9 M 2637 . . . \$3.99

2 For flexible shaft with 1 3/8-inch diameter handpiece. Fits 9 M 2655L at right. Shpg. wt. 1 lb. 3 oz. 9 M 2638 . . . \$3.99

CRAFTSMAN 72-inch Flexible Shaft

\$39.99

- Extra heavy duty . . . 1/2-inch core
- Extra long . . . for tight places

Professional in every detail. Easy to handle for high-speed drilling and grinding . . . even in hard-to-reach places. With proper accessories you can use it for sanding furniture and woodwork, drilling in wood or metal, polishing cars, sanding or waxing floors, removing rust and many other uses.


Rugged casing has spiral steel liner and an oil-resistant fabric jacket. Heavy synthetic-rubber cover is reinforced with steel wire and braid. Will not scratch surfaces.

Core has center wire and many layers of steel wires to add strength. Black-steel end fittings are firmly locked to core . . . resist rust. Fits 1/2 or 3/8-inch motor shaft.

Handpiece and motor coupling of heavy-duty steel are chrome-plated. Both have ball bearings—permanently sealed in grease for smoother operation and longer wear. Spindle has 1/2-inch x 20-thread—fits any adapter or tool of same size. Coupling slips on end of any 3/8-inch diameter shaft. Wheel arbor has 1/2-inch x 20-threaded shank to fit accessories with same size arbor holes. Motor is not included.

Operates best at higher speeds. Use with motor of 1/4, 1/2 or 1 HP—starting at 1725 RPM or higher (up to 3600). 99 M 2655L—Shipping weight 12 pounds . . . \$39.99

NO MONEY DOWN . . . on Easy Terms. Just say "Charge it!" when you order from Sears . . . see page 58



Karbo-Grits . . toughest man-made abrasive

Tungsten-carbide Karbo-Grits outlast ordinary sandpaper 40 to 1! Grits are permanently brazed to steel wheels, discs . . will last for years of normal use. When clogged, just shake out or wire-brush or use gum and pitch remover.

- 1** Neoprene-backed Sheets. Sheets cushioned by man-made rubber backing . . makes them last longer because they're resilient. Backing won't kink. For orbital and dual action electric hand sanders on pages 6 and 7.
- 3x8 1/2-inch. Shpg. wt. each 4 oz.
 - 9 M 30271—Fine 9 M 30272—Medium
 - 9 M 30273—Coarse Sheet 99c
 - 3 3/4x9 1/2-inch. Shpg. wt. each 5 oz.
 - 9 M 30281—Fine 9 M 30282—Medium
 - 9 M 30283—Coarse Sheet \$1.49
 - 4 1/2x11 1/2-inch. Shpg. wt. each 7 oz.
 - 9 M 30291—Fine 9 M 30292—Medium
 - 9 M 30293—Coarse Sheet \$1.99
- 2** Cut-off Wheel. Coarse grit on sides, edge. As (3) but less sanding surface for electric hand saw use. Safer than ordinary saw blades. No snagging, kick-backs. 6 3/4-inch diam. 3/8-inch knock-out-brushed round hole.
 - 9 M 30080—Shpg. wt. 1 lb. 4 oz. . . \$3.49

- 3** Abrasive Wheel. Saws, sands, grooves, dados. Cut and smooth plywood, veneers without chipping. Cuts and sands at same time. One side and edge coarse grit, other side medium grit. For bench and radial-arm saws. 5/8-3/4-inch knockout-bushed round hole.
- 8-inch diameter.
 - 9 M 30001—Wt. 2 lbs. 10 oz. \$4.99
 - 9-inch diameter.
 - 9 M 30002—Wt. 3 lbs. 2 oz. \$5.99
 - 10-inch diameter. 3/4-5/8-inch hole.
 - 9 M 30003—Wt. 4 lbs. 2 oz. \$6.49
- 4** Sanding Discs. Karbo-Grits bonded to thin spring steel. For electric drills and rotary sanders.
- 5-inch diameter. Shpg. wt. each 4 oz.
 - 9 M 30071—Fine 9 M 30072—Medium
 - 9 M 30073—Coarse Each \$1.39
 - 6-inch diameter. Shpg. wt. each 5 oz.
 - 9 M 30074—Fine 9 M 30075—Medium
 - 9 M 30076—Coarse Each \$1.49

Sanding Wheels

Convert your bench saw or radial-arm saw to a disc sander. Medium grit on one side, coarse grit on other side. Replaceable abrasive disc.

- 5** 10-inch diameter Wheel. Steel. For 3/4 to 5/8-in. center hole.
- 9 M 22723—Wt. 3 lbs. 14 oz. . . . \$3.29
- 6** 8-inch diameter Wheel. Aluminum. 1 side tapered for fine jointing, 1 side flat. For 5/8 to 3/4-inch center hole.
- 9 M 22774—Wt. 1 lb. 3 oz. \$2.99

Replacement Sanding Discs. For (5) and (6) above. 3-inch center hole. Package of six: 2 fine, 2 medium and 2 coarse discs.

- 10-inch diameter.
- 9 M 22731—Wt. 10 oz. Pkg. \$1.29
- 8-inch diameter.
- 9 M 22730—Wt. 7 oz. Pkg. 99c

7 Multi-use Sanding Block. Ground glass. 9x2x2 inches.

- 9 M 6439—Shpg. wt. 5 oz. 29c

Sanding Helps

8 SEARS Sanding Block. 6-in. steel frame. With 30x1 1/4-in. roll . . . easily unrolls to replace used parts.

- 9 M 3681—Shpg. wt. 12 oz. 99c

Refills for (8) above. 30x1 1/4-in. rolls. Shipping weight per roll 3 oz.

Garnet Refill.

- 9 M 36881—Fine 9 M 36882—Medium
- 9 M 36883—Coarse Each 15c

Aluminum Oxide Refill.

- 9 M 36891—Fine 9 M 36892—Medium
- 9 M 36893—Coarse Each 19c

9 12-oz. Reel of Steel Wool.

- 9 M 67921—X-Fine 9 M 67922—Fine
- 9 M 67923—Medium 9 M 67924—Coarse
- Shpg. wt. 1 lb. 2 oz. Each 69c

10 CRAFTSMAN Steel Wool. All-purpose. Pkg. 16 pads. Wt. 1 lb. 5 oz.

- 9 M 67911—Extra fine Pkg. 99c
- 9 M 67912—Fine Pkg. 69c
- 9 M 67913—Medium Pkg. 69c
- 9 M 67914—Medium coarse. Pkg. 69c
- 9 M 67915—Coarse Pkg. 69c

Sand wood and plastics, remove paint, polish metals . . get fine finishes

CRAFTSMAN No-Load Paper. Shake to clean. Fine grit (silicon carbide) for smooth finish. Medium and coarse grit (aluminum oxide) for rougher finish. 9x11-inch sheets.

Package of 6 Package 79c

Catalog No.	Grit	Shpg. wt.
9 M 67601	Super fine	4 oz.
9 M 67602	Extra fine	4 oz.
9 M 67603	Med. fine	4 oz.
9 M 67604	Fine	6 oz.
9 M 67605	Medium	8 oz.
9 M 67606	Coarse	10 oz.

Aluminum Oxide Paper. Paper-backed for hard wood—better than garnet. Cloth-backed for metal, dry or with oil—better than emery.

Paper-backed. 9x11-in. sheets. Pkg. of 6. Shpg. wt. pkg. 1 lb.

- 9 M 27411—X-Fine 9 M 27412—Fine
- 9 M 27413—Med. 9 M 27414—Coarse
- Package 69c

Cloth-backed. 9x11-in. sheets. Pkg. of 3. Shpg. wt. pkg. 9 oz.

- 9 M 67891—Fine 9 M 67892—Med.
- 9 M 67893—Coarse
- Package 79c

Garnet Paper. Outlasts flint 2 to 1. Thick back. 9x11 inches.

Package of 6 Package 59c

Catalog No.	Grit	Shpg. wt.
9 M 67956	X-Fine	6 ounces
9 M 67957	Fine	8 ounces
9 M 67958	Medium	11 ounces
9 M 67959	Coarse	1 pound

Emery Cloth. Use dry or with oil on non-plated metals. 9x11 inches.

- 9 M 67981—Fine 9 M 67982—Med.
- 9 M 67983—Coarse
- Pkg. of 3. Wt. pkg. 3 oz. Pkg. 49c

Flint Sandpaper. For soft woods only. 9x10 inches.

Package of 12 Package 39c

Catalog No.	Grit	Shpg. wt.
9 M 67931	X-Fine	8 oz.
9 M 67932	Fine	10 oz.
9 M 67933	Medium	12 oz.
9 M 67934	Coarse	1 lb. 2 oz.


Silicon Carbide Watersand Finishing Paper. Use wet or dry on wood or metal. 9x11-in. sheets. Pkg. of 6.

- 9 M 30111—Super fine 9 M 30112—X-Fine
- 9 M 30113—Med. fine
- Shpg. wt. pkg. 4 oz. Pkg. 69c

Recommended Abrasive and Grit for your painting and finishing job

ABRASIVE—GRIT	Sanding UNFINISHED Surfaces						Sanding FINISHED Surfaces											
	Pine, Fir and similar surfaces			Birch, Maple Oak, Mahogany, Walnut, etc.			Plastics			Wet sanding between coats. Wood or metal			Removing Paint and Varnish			Preparing and polishing Metals		
	Rough	Semi	Final	Rough	Semi	Final	Rough	Semi	Final	Rough	Semi	Final	Rough	Semi	Final	Rough	Semi	Final
FLINT																		
Extra Fine			X															
Fine		X											Wood					
Medium	X												only					
Coarse	X												X					
GARNET CABINET																		
Extra Fine			X			X												
Fine		X			X								Wood					
Medium	X			X									only					
Coarse	X			X									X					
ALUMINUM OXIDE†																		
Extra Fine			X		X			X										
Fine		X			X			X										
Medium	X			X				X										
Coarse	X			X				X										
SILICON CARBIDE																		
Super Fine								X				X						X
Extra Fine								X			X						X	
Medium Fine							X			X	X					X		
EMERY**																		
Fine													Metal					X
Medium													only	X			X	
Coarse													X				X	
ALUMINUM OXIDE**																		
Fine													Metal	X			X	
Medium													only	X			X	
Coarse													X				X	

NOTE: † For end-grain sanding on wood. * Paper backed. ** Cloth backed.



Sanding Belts

Aluminum Oxide outlasts ordinary sandpaper

Abrasive Sheets

Aluminum Oxide Sanding Sheets. Costs less to do a job with aluminum oxide . . . tough grits outlast most other abrasives. Designed for hand or machine work on hard woods.

2 3/4 x 7 3/4-inch Sheets. Package of 18 sheets.
 9 M 27461—Fine
 9 M 27462—Medium
 9 M 27463—Coarse
 Shipping weight per package 5 ounces.
 Package59¢

3 3/4 x 9-inch Sheets. Package of 12 sheets.
 9 M 25131—Fine
 9 M 25132—Medium
 9 M 25133—Coarse
 9 M 25134—Extra coarse
 Shipping weight per package 9 ounces.
 Package59¢

4 1/2 x 11-inch Sheets. Package of 12 sheets.
 9 M 27401—Fine
 9 M 27402—Medium
 9 M 27403—Coarse
 9 M 27404—Extra coarse
 Shipping weight per package 11 ounces.
 Package69¢

No-load Sanding Sheets. Won't clog . . . even paint shakes free. Rubber-treated backing adjusts to surface, gives better grip. *Extra fine and fine grits are silicon carbide. Medium, coarse grits are aluminum oxide.*

3 x 7 3/4-inch Sheets. Package of 12 sheets.
 9 M 67651—Extra fine
 9 M 67652—Fine
 9 M 67653—Medium
 9 M 67654—Coarse
 Shpg. wt. pkg. 7 oz.
 Package59¢

3 3/4 x 9-inch Sheets. Package of 12 sheets.
 9 M 67641—Extra fine
 9 M 67642—Fine
 9 M 67643—Medium
 9 M 67644—Coarse
 Shpg. wt. pkg. 8 oz.
 Package69¢

4 1/2 x 11-inch Sheets. Package of 12 sheets.
 9 M 67631—Extra fine
 9 M 67632—Fine
 9 M 67633—Medium
 9 M 67634—Coarse
 Shpg. wt. pkg. 10 oz.
 Package77¢

Abrasive Discs

Aluminum Oxide Sanding Discs. For work on metal or wood. Paper backed. For portable and bench-type disc sander.

Number in () means discs per package.

5-inch Discs.
 9 M 26051—X-Fine (6)
 9 M 26052—Fine (6)
 9 M 26053—M-Fine (6)
 Wt. pkg. 3 oz. Pkg. 39¢

9 M 67614—Coarse (6)
 9 M 2543—Assorted (6) (3 medium, 3 fine)
 Wt. pkg. 4 oz. Pkg. 49¢

9 M 2542—Open coat (3)
 Wt. pkg. 2 oz. Pkg. 49¢

9 M 67611—X-Fine (6)**
 9 M 67612—Fine (6)**
 9 M 67613—Medium (6)**
 Wt. pkg. 4 oz. Pkg. 49¢

6-inch Discs.
 9 M 25321—Fine (6)
 9 M 25322—Medium (6)
 9 M 25323—Coarse (4)
 9 M 25324—Open coat (3)
 9 M 25325—Assorted (6) (2-F, 2-M, 2-C)
 Wt. pkg. 7 oz. Pkg. 59¢

** Means No-load Silicon Carbide.

6-inch (Fiber backed.) Fine, medium and coarse grits respectively. Package of 10.
 Shpg. wt. 1 lb. 1 oz.
 9 M 25296—Pkg. \$3.19
 9 M 25297—Pkg. 3.49
 9 M 25298—Pkg. 3.79

7-inch. Same as above.
 Shpg. wt. 1 lb. 10 oz.
 9 M 25290—Pkg. \$3.39
 9 M 25291—Pkg. 3.69
 9 M 25292—Pkg. 3.99

Assorted (6). (2-F, 2-M, 2-C). Wt. 9 oz.
 9 M 2531Pkg. 79¢

8-inch Discs.
 9 M 25251—Fine (6)
 9 M 25252—Medium (6)
 9 M 25253—Coarse (5)
 Wt. pkg. 8 oz. Pkg. 99¢

9-inch Discs.
 9 M 25261—Fine (6)
 9 M 25262—Medium (6)
 9 M 25263—Coarse (5)
 Wt. 10 oz. Pkg. \$1.19

10-inch Discs.
 9 M 25341—Fine (6)
 9 M 25342—Medium (6)
 9 M 25343—Coarse (5)
 Wt. 12 oz. Pkg. \$1.49

12-inch (E-weight).
 9 M 25491—Fine (2)
 9 M 25492—Medium (2)
 9 M 25493—Coarse (2)
 Wt. 10 oz.Pkg. 99¢

Low as
49¢

Aluminum Oxide Sanding Belts. Tough, fast-cutting grits on cloth-backed belt. One-piece construction. For portable and bench-type sanders. Use for sanding wood, grinding down most metal or plastic surfaces, removing rust or polishing metal for painting.

2x21-inch Belt.
 9 M 22223—Fine
 9 M 22224—Medium
 9 M 22225—Coarse
 Shpg. wt. 6 oz.Each 49¢

3x24-inch Belt.
 9 M 22351—Extra fine
 9 M 22352—Fine
 9 M 22353—Medium
 9 M 22354—Coarse
 9 M 22355—Extra coarse
 Shpg. wt. 6 oz.Each 59¢

3x25-inch Belt.
 9 M 22320—Extra fine
 9 M 22321—Fine
 9 M 22322—Medium
 9 M 22323—Coarse
 9 M 22324—Extra coarse*
 Shpg. wt. 5 oz.Each 59¢

3x27-inch Belt.
 9 M 22310—Extra fine
 9 M 22311—Fine
 9 M 22312—Medium
 9 M 22313—Coarse
 Shpg. wt. 4 oz.Each 69¢

9 M 22314—Extra coarse*
 Shpg. wt. 4 oz.Each 79¢

4x24-inch Belt.
 9 M 22332—Extra fine
 9 M 22333—Fine
 9 M 22334—Medium
 9 M 22335—Coarse
 9 M 22336—Extra coarse
 Shpg. wt. 7 oz.Each 79¢

4x24-inch Belt. For sanding metals.
 9 M 22337—Fine
 9 M 22338—Medium
 9 M 22339—Coarse
 Shpg. wt. 7 oz.Each 79¢

4x36-inch Belt.
 9 M 22151—Fine
 9 M 22152—Medium
 9 M 22153—Coarse
 Shpg. wt. 6 oz.Each 89¢

6x48-inch Belt.
 9 M 21671—Fine
 9 M 21672—Medium
 9 M 21673—Coarse
 Shpg. wt. 11 oz. Each \$1.49

*NOTE: Extra coarse is open coat



1 Stick Disc Cement. Won't dry . . . disc peels off after use. 4 3/4-oz. tube.
 9 M 2219—Shpg. wt. 6 oz.Tube 49¢

2 CRAFTSMAN Cement. Stays tacky.
 9 M 2220—Shpg. wt. 11 oz.79¢

3 Liquid Disc Cement. For metal plates. Quick-setting.
 9 M 2535—Shpg. wt. 1 lb. 2 oz.59¢

4 Abrasive Disc Holder. Convert lathe to sander-polisher. 1 1/2-inch diameter, 3/4-inch shank.
 9 M 2446—Shpg. wt. 5 oz. \$1.19

5 Pre-gummed Replacement Abrasive Discs. Cloth-backed aluminum oxide. Adhesive won't harden . . . just peel off after use. Package of 3.
 5 1/2-inch diameter. Wt. 2 oz.Pkg. 79¢
 9 M 26121—Fine 9 M 26122—Medium
 9 M 26123—Coarse

7-inch diameter. Wt. 3 oz. Pkg. 99¢
 9 M 26131—Fine 9 M 26132—Medium
 9 M 26133—Coarse

6 Sanding Drum. 3-inch face. 2 1/4-inch diam. Screws on 3/4-in. x 20-thread shaft. Medium grit sleeve over expanding rubber drum.
 9 M 25246—Shpg. wt. 1 lb. \$1.99
 Sanding Sleeve. Use with (6) above.
 9 M 25221—Fine 9 M 25222—Medium
 9 M 25223—Coarse
 Shipping weight 2 oz. Each 29¢

7 Sanding Drum. 1-inch face. 3/4-inch plain spindle, 1 1/2 inches long. Use with collet chuck. Abrasive sleeve over expanding rubber drum.
 9 M 2497—1 1/2-in. diam. Wt. 5 oz. \$1.19
 9 M 2498—2 1/4-in. diam. Wt. 1 oz. 1.29
 9 M 2499—3-in. diam. Wt. 11 oz. . . . 1.49

Sanding sleeve. Use with (7) above. Package of 6.
 1 1/2-inch diam. Wt. 3 oz. Package 49¢
 9 M 24421—Fine 9 M 24422—Medium
 9 M 24423—Coarse
 2 1/4-inch diam. Wt. 3 oz. Package 59¢
 9 M 24424—Fine 9 M 24425—Medium
 9 M 24426—Coarse

3-inch diam. Wt. 3 oz. Package 69¢
 9 M 24427—Fine 9 M 24428—Medium
 9 M 24429—Coarse

8 Wire Cup Brushes†. For cleaning and polishing; paint and burr removal. 1 3/4-in. diam.; 3/4-in. shank.
 9 M 64880—Fine wire. Wt. 4 oz. \$1.49
 9 M 64881—Coarse wire. Wt. 4 oz. 1.29

9 Wire Cup Brushes†. Coarse wire for heavy-duty removal of rust and paint, cleaning pitted surfaces.
 1/2-inch center hole, 2 3/4-in. diameter.
 9 M 6485—Shpg. wt. 6 oz. \$1.39
 1/4-inch shank, 2 3/4-inch diameter.
 9 M 6496—Shpg. wt. 8 oz. \$1.59
 3/4-inch center hole, 5-inch diameter.
 9 M 64105—Wt. 1 lb. 12 oz. . . . \$4.99

10 Carbon Removing Brush†. Designed for removal of heavy carbon deposits . . . also old paint and deep rust and corrosion. Especially suited for irregular surfaces. 1-inch diameter; 3/4-inch plain shank.
 9 M 6484—Shipping weight 6 oz.99¢

11 Wire Wheel Brushes†. Good for paint and burr removal, cleaning and polishing of lathed workpieces. 3/4-inch spindle. Shipping weight 4 ounces.
 2 1/2-inch diameter.
 9 M 64890—Fine wire. \$1.49
 9 M 64891—Coarse wire. 1.29
 3-inch diameter.
 9 M 64900—Fine wire. \$1.49
 9 M 64901—Coarse wire. 1.29

12 Wire Scratch Wheels. Use on grinders, polishing heads, mandrels to remove rust and paint.

Catalog Number	Diam. (in.)	Width (in.)	Hole (in.)	Shpg. wt. lbs. oz.	Each
Fine					
9 M 64820	4 1/2	3/8	3/8	5	\$1.19
9 M 64821	6 1/2	3/8	3/8	11	1.69
9 M 64822	8	3/8	3/8	1	2.49
Coarse					
9 M 64800	4 1/2	7/16	3/8	5	79¢
9 M 64801	6 1/2	7/16	3/8	11	\$1.29
9 M 64802	8	7/16	3/8	1	1.99
Heavy Duty					
9 M 64830	4	1	3/8	14	\$2.29
9 M 64831	6	1 1/8	3/8	1	12 2.99
9 M 64832	8	1 1/8	3/8	2	6 3.99

1 3/4-in. center hole bushed for 1/2-in.

13 CRAFTSMAN Rotary Sanding and Polishing Kit. Gives you professional performance on your sanding and polishing jobs. Kit converts your electric drill into an effective and fast tool. Spring rubber back-up pad helps prevent marring and scratching, 'gives' under applied pressure. Kit has rubber universal joint. Also includes 3 sanding discs, lamb's wool polishing bonnet and tube of activator cement. Use with any 3/4 to 3/8-inch CRAFTSMAN or other drill. 5-inch diameter.
 9 M 28476—Wt. 1 lb.Kit \$2.99

Extra tube of Activator Cement. Use as disc adhesive with kit (13) above and kits sold below.
 9 M 28473—Shpg. wt. 5 oz.59¢

CRAFTSMAN Sanding-Polishing Kits. For 3/4 to 3/8-inch CRAFTSMAN and other drills, flexible shafts. With rubber pad, 3/4-inch chuck adapter, lamb's wool polishing bonnet.
 With one 4-inch abrasive disc.
 9 M 2827—Shpg. wt. 12 oz. Kit 99¢
 With three 5-inch abrasive discs.
 9 M 2841—Shpg. wt. 1 lb. Kit \$1.49
 With three 6-inch abrasive discs.
 9 M 28416—Wt. 1 lb.Kit \$1.99

†From West Germany



Abrasive wheels for your special cutting, grinding or polishing jobs

Cut-off wheels below NOT for bench saws . . . NOT for cutting wood

1 Resinoid-bonded Reinforced Cut-off Wheels. Resist wobble, less danger of breaking. $\frac{3}{32}$ in. thick. Max. RPM, 6000. *Be sure tool is well guarded.*

Shop Wheel for cutting steel. 8-inch diam. Aluminum oxide. Cut steel bars, tubing, sheets, etc. Center hole bushed for $\frac{3}{8}$ -in. and $\frac{1}{2}$ -in. round arbors. 9 M 6465—Shipping weight 10 oz. \$2.99

Porcelain and Tile Cutter. 8-in. diam. Silicon carbide. Also cut marble, soapstone, plastics, copper, glass, cork, etc. Center hole bushed for $\frac{3}{8}$ -in. and $\frac{1}{2}$ -in. round arbors. 9 M 6466—Shipping weight 10 oz. \$2.99

Brick and Concrete Cutters. Silicon carbide. Also cut cast iron, brass, bronze, plaster, limestone, Transite, Masonite Presdwood, plastics, etc. Excellent for tuckpointing. See information at top of column.

6-inch diameter. For $\frac{1}{2}$ -inch round or square arbors. 9 M 64681—Shipping weight 9 oz. \$1.99

6-inch diameter. For $\frac{3}{8}$ -in. round arbors. 9 M 64682—Shipping weight 9 oz. \$1.99

7-inch diameter. Fits Mall, Skill. Center hole bushed for $\frac{1}{2}$, $\frac{3}{8}$ -in. round arbors. 9 M 64691—Shipping weight 10 oz. \$2.79

7-inch diameter. For arbors $\frac{1}{16}$ -in. square or diamond, and 1 in. round. 9 M 64692—Shipping weight 10 oz. \$2.79

8-inch diameter. Center hole bushed for $\frac{1}{2}$ and $\frac{3}{4}$ -inch round arbors. 9 M 6467—Shipping weight 10 oz. \$2.99

2 Rubber-bonded Cut-off Wheel . . . 8-inch diameter. Aluminum oxide. Cut metal bars, glass, tubing, plastics, etc. Max. RPM, 6000. Use coolant. $\frac{3}{32}$ in. thick. Center hole bushed for $\frac{3}{8}$ and $\frac{1}{2}$ -in. round arbors. 9 M 6470—Shipping weight 1 lb. \$1.49

3 CRAFTSMAN Rubber and Abrasive Polishing Wheel . . . 4-inch diameter. Polishes metals, plastics. For rust removal, die working, deburring, sharpening, etc. $\frac{1}{2}$ -in. center hole. Max. RPM, 3800. $\frac{1}{2}$ in. thick. 9 M 29281—Fine grit. Wt. 9 oz. \$1.49 9 M 29282—Medium grit. Wt. 9 oz. 1.49

4 "Craftflex" Cutting, Polishing Wheel . . . 6-inch diameter, 1-in. center hole bushed for $\frac{1}{2}$, $\frac{3}{8}$, $\frac{3}{4}$ inch. 24 grit cuts, grinds steel, iron, copper, aluminum, etc. Use 80 grit for thin-wall metals. 120 grit does all that 80 grit does but gives smoother finish. Max. RPM, 7500.


Cat. No.	Thickness	Grit	Wt.	Each
9M64280	$\frac{1}{16}$ inch	120 (Fine)	6 oz.	\$1.69
9M64281	$\frac{3}{32}$ inch	80 (Medium)	8 oz.	1.99
9M64282	$\frac{1}{8}$ inch	24 (Coarse)	10 oz.	2.29

CRAFTSMAN Grinding Wheels for Carbide-tipped Tools. Vitrified green silicon carbide. $\frac{3}{4}$ -in. center hole. Bushings for smaller shafts furnished. For $\frac{1}{2}$, $\frac{3}{4}$ and $\frac{3}{8}$ -inch shafts.

6-inch diameter.	9 M 64240—Fine	9 M 64250—Coarse	Shipping weight 3 lbs.	\$2.29
7-inch diameter. <td>9 M 64241—Fine</td> <td>9 M 64251—Coarse</td> <td>Shipping weight 3 lbs. 3 oz.</td> <td>\$2.69</td>	9 M 64241—Fine	9 M 64251—Coarse	Shipping weight 3 lbs. 3 oz.	\$2.69

CRAFTSMAN Grinding Wheels

REG. U. S. PAT. OFF.



Low as
49c
3x $\frac{1}{2}$ inch

You can be sure of top professional performance with these perfectly-balanced wheels. They cut cool and fast . . . meet the highest industrial standards.

They're made of aluminum-oxide abrasive that's high in quality, long on wear. All are precision ground on both sides and face. Each is fully vitrified (crystallized) in an electric kiln for over 200 hours to be extra hard.

$\frac{3}{4}$ -inch center hole. If you specify, bushing will be included for $\frac{3}{8}$, $\frac{1}{2}$ or $\frac{3}{4}$ -inch diameter shaft. Grinding wheels with diameter up to 8 inches and $\frac{1}{2}$, $\frac{3}{4}$, 1 inch thick have plastic bands to protect edges in shipment.


IMPORTANT SAFETY RULES: (1) Don't grind on side of wheel. (2) Use only wheels with concave flanges, as large or larger than shown in table below. (3) Use guard and shatterproof glass shield that covers $\frac{3}{4}$ of wheel. (4) Never exceed RPM shown below. (5) Wear safety goggles. (6) Stand aside 1 minute after starting wheel. (7) Follow safety rules shown on grinding, cut-off wheels. Don't use on wood.

Diameter, wheel, inches	3	4	5	6	7	8
Diameter, flange, inches	1 $\frac{1}{2}$	1 $\frac{3}{4}$	1 $\frac{3}{4}$	2	2 $\frac{1}{2}$	3
RPM (do not exceed)	8276	6207	4966	4138	3547	3103
Center hole, inches	$\frac{3}{8}$	$\frac{3}{8}$	$\frac{3}{8}$	$\frac{3}{8}$	$\frac{3}{8}$	$\frac{3}{8}$

SELECT THE RIGHT GRIT FOR YOUR JOB

Fine . . . For knives, keen-edged tools, finish-grinding and polishing
Medium fine . . . For axes, woodcutting tools, preparation for finishing
Medium coarse . . . For machine-shop use and for fast removal of stock
State size of bushing wanted $\frac{3}{8}$, $\frac{1}{2}$ or $\frac{3}{4}$ in.

Diameter and size thickness shaft	Min. shpg. wt. lbs.	Medium coarse 36 grit		Medium fine 60 grit		Fine 100 grit	
		Cat. No.	Each	Cat. No.	Each	Cat. No.	Each
3x $\frac{1}{2}$ in.	$\frac{3}{8}$ in.	1	9M64201F	49c	9M64311F	49c
3x $\frac{3}{4}$ in.	$\frac{3}{8}$ in.	1	9M64202F	59c	9M64312F	59c
4x $\frac{1}{2}$ in.	$\frac{3}{8}$ in.	1	9M64203F	89c	9M64313F	89c
4x $\frac{3}{4}$ in.	$\frac{3}{8}$ in.	2	9M64204F	\$1.09	9M64314F	\$1.09
4x 1 in.	$\frac{3}{8}$ in.	2	9M64205F	1.19	9M64315F	1.19
5x $\frac{1}{2}$ in.	$\frac{1}{2}$ in.	2	9M64230F	\$1.39	9M64206F	1.39
5x $\frac{3}{4}$ in.	$\frac{1}{2}$ in.	3	9M64207F	1.49	9M64317F	1.49
5x 1 in.	$\frac{1}{2}$ in.	3	9M64208F	1.69	9M64318F	1.69
6x $\frac{1}{2}$ in.	$\frac{1}{2}$ in.	3	9M64231F	1.49	9M64209F	1.49
6x $\frac{3}{4}$ in.	$\frac{1}{2}$ in.	3	9M64232F	1.69	9M64211F	1.69
6x 1 in.	$\frac{1}{2}$ in.	4	9M64233F	1.99	9M64212F	1.99
7x $\frac{3}{4}$ in.	$\frac{1}{2}$ in.	4	9M64234F	2.19	9M64213F	2.19
7x 1 in.	$\frac{1}{2}$ in.	5	9M64235F	2.49	9M64214F	2.49
8x 1 in.	$\frac{3}{8}$ in.	6	9M64236F	2.89	9M64215F	2.89
8x $\frac{1}{2}$ in.	$\frac{3}{8}$ in.	7	9M64237F	3.39	9M64216F	3.39



(5)-(6) Shank-mounted Buffs. Made of felt. $\frac{1}{4}$ -inch shank. Use for polishing. 9 M 64992—1x2 in. Shpg. wt. 3 oz. \$99c 9 M 64991—1 $\frac{1}{2}$ x1 in. Shpg. wt. 3 oz. \$99c

(7)-(8) Shank-mounted Buffs. Made of muslin. $\frac{1}{4}$ -in. shank. Use for polishing. 9 M 64981—2-in. diam. Shpg. wt. 3 oz. \$59c 9 M 64982—3-in. diam. Shpg. wt. 5 oz. \$69c

9 Tampico Fiber Wheel Brush. Metal center. 6-in. diam. $\frac{3}{8}$ -in. face. $\frac{1}{2}$ -in. hole. 9 M 6486—Shipping weight 11 oz. \$1.99

10 CRAFTSMAN Lamb's Wool Polishing Bonnets. Fit over sanding discs.

Cat. No.	Fit discs	Pile	Wt.	Each
9 M 2520	3 $\frac{1}{2}$ to 4 in.	1 in.	2 oz.	59c
9 M 2521	4 to 5 $\frac{1}{2}$ in.	1 in.	6 oz.	79c
9 M 2527	6 inches	1 in.	8 oz.	\$1.19
9 M 2528	7 inches	1 $\frac{1}{4}$ in.	8 oz.	1.39
9 M 2539	8 inches	1 $\frac{1}{4}$ in.	8 oz.	1.79

11 CRAFTSMAN Buffing Set. For $\frac{1}{2}$ -in. shafts. 6-in. double-thick muslin buffing wheel; 3-oz. bar red rouge and 3-oz. bar Tripoli (brown) buffing compounds. 9 M 2864—Shipping wt. 13 oz. \$1.29

12 CRAFTSMAN Buffing Compound. Set of four 3-oz. bars. 1 ea. emery (black), Tripoli (brown), red and white rouge. 9 M 2896—Shipping wt. 1 lb. \$1.99

CRAFTSMAN Buffing Compound Bar. 3 oz. For all plastics, metals. 9 M 2865—Shpg. wt. 4 oz. Each 35c

White Rouge Buffing Compound. 3-oz. bar. Polish metals. 9 M 2860—Shpg. wt. 4 oz. Ea. 35c

13 CRAFTSMAN Buffing Wheels. High-quality, high thread-count discs. Raked edges, 30 layers, $\frac{1}{2}$ -in. center hole.

Spiral-sewed Double-thick Buffs. Bleached muslin with minimum 64x64-thread count.

9M64930—4-in. diam. Wt. 3 oz. \$49c 9M64931—6-in. diam. Wt. 6 oz. \$79c 9M64932—8-in. diam. Wt. 11 oz. \$1.19

Loose Concentric-sewed Buffs. Bleached muslin, minimum 64x64-thread count. Quality as above.

9M64940—4-in. diam. Wt. 2 oz. \$49c 9M64941—6-in. diam. Wt. 4 oz. \$79c 9M64942—8-in. diam. Wt. 7 oz. \$1.19

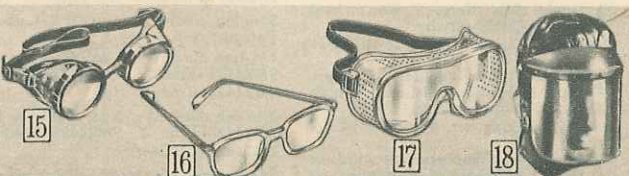

14 Grinding Wheel Dresser. Dresses, trues, shapes, removes glaze from solid abrasive wheels. High-carbon steel cutters. 12 in. long over-all. 9 M 6492—Wt. 2 lbs. 2 oz. \$1.59

Package of 4 extra cutters. For (14) above. High-carbon steel. 9 M 6495—Shpg. wt. 2 oz. Pkg. 19c

Abrasive "Flap Wheel"

6-inch diameter. For use on grinder head, motor shaft, etc. Unique abrasive action polishes or grinds metals of all types. To grind, press object against wheel; to polish, lightly touch object against wheel. Also use to remove old paint or rust, to shape wood.

Made of 80-grit strips of cloth backed aluminum oxide, anchored to steel flanges. Has $\frac{3}{4}$ -inch arbor hole. Bushings included to reduce arbor hole to $\frac{5}{8}$ or $\frac{1}{2}$ inch. 9 M 6409—Shipping weight 1 lb. 2 oz. \$3.99



15 Industrial Goggles for grinding, chipping. Adjustable for comfortable fit. 50-mm lenses. With side shields. 9 M 1860—Shpg. wt. 9 oz. \$2.49

As goggles above, but designed to fit over regular glasses. 9 M 18615—Shpg. wt. 9 oz. \$3.19

16 Industrial Safety Glasses. Shatterproof clear lenses. Sturdy design. Comfortable fit. 9 M 1854—Shpg. wt. 5 oz. \$3.39

Same as glasses (16) above, but with protective side shields. 9 M 1855—Shpg. wt. 5 oz. \$3.79

17 Flexible Mask Goggles. For motorcycling, grinding or chipping. Shatterproof lenses. Fit snugly around eyes. 9 M 1859—Shpg. wt. 3 oz. \$1.59

18 Face Shield. Made with tough, flexible clear plastic window. Designed to cover and protect whole face. Sweatband included. 9 M 1897—Shpg. wt. 1 lb. \$3.49


Extra Plastic Window for protective face shield (18) above. Same high-quality, heavy plastic sheet. Completely transparent. 9 M 1898—Shpg. wt. 8 oz. \$1.09

CRAFTSMAN

REG. U.S. PAT. OFF.

Electric Grinders

GUARANTEE: We will repair at no cost grinders with enclosed motor showing defects in materials or workmanship, if returned within one year from date purchased




1 1/2 HP
\$72.99 cash
NO MONEY DOWN



**CRAFTSMAN
Grinder Pedestal**
\$18.99

Fully enclosed to seal out dust and dirt . . . to protect precision ball bearings . . . to cut maintenance costs



3 3/4 HP
\$31.99 cash
NO MONEY DOWN

1 1/2 HP. Get extra starting torque from the 3450-RPM, capacitor-start motor. Has permanently sealed ball bearings that never need oiling. Get extra safety, too. Adjustable eye shields of safety glass. Spark arresters protect against hand burns. Flexible lamp lights up work area. Removable side guards. Flat faced for maximum clearance.

1/2-in. motor shaft, 1/2x20 threads. Two 7x1-in. grinding wheels (1 fine, 1 coarse). Tough cast-aluminum housing, rubber mounted to reduce vibration, noise. Mounts solidly, even on uneven surface. Adjustable tool rests 2 1/2x2 3/4 in. Removable water tray. Toggle switch up front.

11 in. high, 18 3/4 in. long. Base 8 3/16x11 in.; fits pedestal (2). Dual-voltage operation: 115-230-v., 60-c AC. 8-ft., 3-wire cord; adapter. *UL approved* (Ind. Stds.).

99 M 1959K—Shipping weight 39 pounds. \$72.99

3/4 HP. Similar to (1) above. Has split-phase motor, 3450 RPM. Two 6x3/4-in. grinding wheels (1 fine, 1 coarse). Tool rests 1 3/8x2 in. 11 in. high, 16 1/4 in. long. Base 8 3/16 in. wide, 7 3/8 in. from front to back. Fits pedestal (2). 115-volt, 60-cycle AC. 6-foot cord. *UL approved*.

99 M 1958K—Shipping weight 30 pounds. \$42.99


2 CRAFTSMAN Grinder Pedestal. Fits 1/4, 1/2, 3/4-HP grinders. 2 3/4x34-in. over-all height. Cast-iron base bolts to floor (no bolts included). Pre-bored mounting bracket.

99 M 2964K—Shpg. wt. 34 lbs. \$18.99

3 3/4 HP. Split-phase motor develops 3450 RPM. Two 6x1 1/2-in. grinding wheels (fine, coarse). 1/2x20-thread shaft holds wire wheels, 1/2-in. drill chuck, other standard accessories. Flat faced for maximum clearance. Adjustable eye shields of safety glass. Spark arresters protect against hand burns. Removable side guards. Adjustable tool rests measure 1 3/8x1 3/8 inches.

Cast-aluminum housing, rubber mounted. 10 in. high, 15 1/2 in. long. Base 8 3/16 in. wide, 7 3/8 in. front to back. Fits pedestal (2). 115-v., 60-c AC. 6-ft., 2-wire cord. *UL approved*.

99 M 1957K—Shpg. wt. 26 lbs. \$31.99



\$15.99


CRAFTSMAN 5-inch Grinder

Here's the low-cost, compact grinder perfect for your home workshop. Use it to keep sharp edges on tools, to sharpen twist drills. With accessories remove rust or paint, drill. Comes with 1-year guarantee, see above.

Has two 5x1 1/2-inch grinding wheels (1 fine, 1 coarse). 1/2-inch x 20-thread shaft holds all standard accessories. 1 1/2x2 1/2-in. adjustable tool rests. Built-in storage tray, removable water tray. Tough clear-plastic eye shields. Sturdy, cast-aluminum housing. Wheel guards.

Universal motor develops 1/2 HP, 4500 RPM. Has permanently lubricated sleeve bearings. Convenient toggle switch in base, 110-120-volt, 60-cycle AC. 6-foot, 2-wire cord with plug. *UL approved for safety*.

9 M 1956—Shipping weight 12 pounds \$15.99



Heavy-duty Grinders

4 4-inch Grinder. For shop, industry and farm. Heavy cast-iron housing with 8x3/8-inch steel spindle, reduced to 1/2 inch at ends. Has cast-iron bearings against spindle.

1/2-inch x 20-thread shaft holds standard accessories. Adjustable tool rests. Spring-cap oil cups. With 1/2-in. V-belt, two 4x3/4-inch grinding wheels (1 fine, 1 medium).

Use minimum 1/2-HP, 1725-RPM motor and 2-inch motor pulley (neither included). Shipping wt. 7 lbs. 8 oz.

9 M 6628. \$9.49

5 CRAFTSMAN 6-inch Grinder. Cast-iron. Permanently lubricated ball-bearings. Wheels extend across face for grinding large pieces. 13 1/4x5/8-inch spindle reduced to 1/2 in. x 20 threads to take standard accessories. Removable wheel guards, adjustable tool rests. With 2-in. machine pulley, two 6x3/4-in. grinding wheels (1 medium, 1 coarse). Motor not included with grinder. Shipping wt. 23 lbs.

99 M 6604K. \$18.99

Sickle Grinding

6 Sickle-grinding Wheels. 5 1/2-inch diameter. 3 7/16 inches wide. 3/4-inch center hole only. Finest aluminum-oxide abrasive vitrified and bonded to wheels.

9 M 6419—Wt. 4 lbs. 10 oz. \$2.79


As above, 7-inch diameter. 3 1/2 inches wide. 1-inch center hole. Bushings will be furnished for 3/8, 1/2 or 5/8-in. shafts. *Please state shaft diameter*.

9 M 6418F—Wt. 7 lbs. 10 oz. \$3.99

7 Sickle Attachment. For grinder 99-6611. Holds mower knives while sharpening with wheels above.

99 M 6617C—Shpg. wt. 20 lbs. \$8.99

CRAFTSMAN Polishing Heads. Polish, remove paint, rust. NOT for grinding. For 3/8 or 1/2-in. V-belt. Cast-iron frames. 1/2-in. x 20-thread spindles. 1 1/4-in. steel flanges. Without motor.



8

8 7 1/8 in. high, 1/2x7-inch spindle. Cast-iron bearings; neoprene oil-hole plugs.


9 M 6602—Wt. 4 lbs. 4 oz. \$3.59

9 7 3/4 in. high, 5/8x1 1/4-in. spindle, ends reduced to 1/2 inch x 20 threads. Porous-bronze bearings. Spring-cap oil cups.

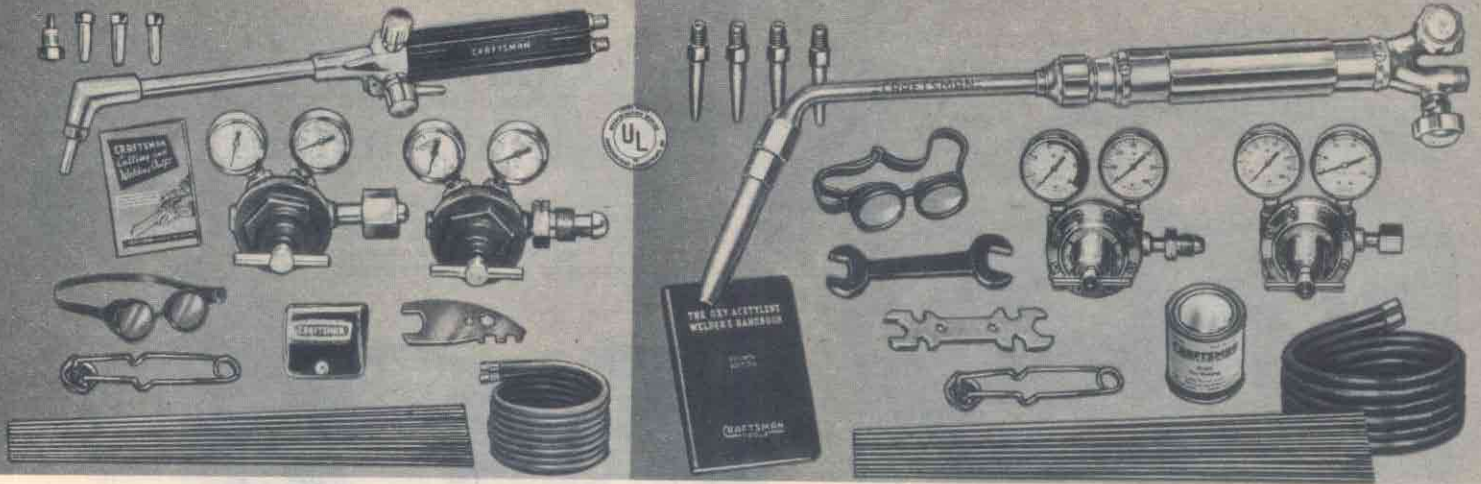
9 M 6603—Wt. 8 lbs. 8 oz. \$6.99

Head (9) with 1/4-HP Motor. 1725 RPM, split phase. 110-120-volt, 60-cycle AC. 4-inch motor pulley, 1/2x34-in. V-belt. 8-foot cord.

99 M 66035C2—Wt. 27 lbs. \$24.99



9



All our CRAFTSMAN Welding Outfits have five big features

- All parts expertly hand-fitted to make leak-free connections
- Special relief devices on gas regulators prevent high-pressure damage
- Torch features built-in non-flash mixer... an added safety factor
- All metal parts solid brass, bronze or other non-ferrous alloys
- Tested and approved in our own laboratories... proved in long use

1-stage Outfit... cuts up to 2-in. thickness **\$69⁹⁹**

Extra tips (below) cut up to 2 in.; weld with rods up to 1/4 in. No soldered or brazed joints between handle and head. Interchangeable solid copper tips. Trigger-type cutting lever.

With torch, 2 regulators, 3 welding tips (W1 to W3), 1 adapter tip, 1 cutting tip (K2), tip box, 12 1/2 ft. of 3/16-in. Siam-eez hose, 50-mm goggles, assorted weld rods, lighter, wrench, instructions. UL approved. Not for LP-gas*. 99 M 5515C—Wt. 13 lbs.... Outfit \$69.99

Welding and Cutting Tips. Oxy-acetylene only.

Welding Tips. Shipping weight 10 ounces.
9M55111—Size W1; welds up to 3/4 in. \$1.29
9M55112—Size W2; welds up to 1/2 in. 1.29
9M55113—Size W3; welds up to 1/4 in. 1.29
9M55114—Size W4; welds up to 1/8 in. 1.29

Cutting Tips. 4 pre-heat flames. Wt. 7 oz.
9M55121—Size K1; cuts up to 3/4 in. \$3.79
9M55122—Size K2; cuts 3/8 to 1 in. 3.79
9M55123—Size K3; cuts 1 to 2 in. 3.79

CRAFTSMAN 3/8-in. Siam-eez Welding Hose. 12 1/2-ft. length. For 99M5515C only. 9M5517—Shpg. wt. 2 lbs. 12 oz. Each \$6.29

1-stage Outfit... cuts up to 6-in. thickness **\$94⁹⁹**

Same features as 99 M 5422K (opposite page), but single stage operation. Cuts metal to 6-inch thickness with attachment (not included); welds with rods up to 3/8 in. in diameter. UL listed.

Includes torch, 2 regulators, 5 wide-range welding tips (AA1 through AA5) of 1-piece swaged, solid drawn copper. 25 ft. of 3/8-in. Siam-eez hose, assorted welding rods, 1 lb. universal flux, 50-mm goggles, 2 wrenches, spark lighter and manual. Use cutting attachment 9 M 5477 (opposite page); cutting tips for acetylene, LP-gas* not included (see below). 99 M 5476K—Shipping wt. 25 lbs.... Outfit \$94.99

One pound Flux. For all metals.

9 M 5410—Shipping weight 1 pound 8 oz. 99c

Tank Adapter for standard-size acetylene cylinder, right hand, male threads. From Chicago, Ill. factory.

F9 M 5413—Shipping weight 12 ounces. \$2.19

Tank Adapter for small Prest-O-Lite (B) cylinders, right hand, male threads. From Chicago, Ill. factory.

F9 M 5414—Shipping weight 12 ounces. \$2.19

The Oxy-Acetylene Welder's Handbook. Shows how to weld, cut and braze. Fully illustrated. 273 pages. 9 M 5411—Shipping weight 10 ounces. \$3.69



CRAFTSMAN professional-quality Welding, Cutting Accessories

1 Single-stage Oxygen Regulator. 0 to 100, 0 to 4000-lb. gauges; cases. Safety release. UL appd. 9 M 5430—Shipping wt. 5 lbs. 10 oz. \$23.99

Single-stage High-pressure Oxygen Regulator. 0 to 300, 0 to 4000-lb. gauges. Delivery pressure adjustable 0 to 150 lbs. Must be used when cutting steel over 3 in. thick. UL approved. 9 M 5448—Shipping weight 6 lbs. 2 oz. \$23.99

Single-stage Acetylene Regulator. 0 to 30 and 0 to 500-lb. gauges; brass cases. UL approved. 9 M 5431—Shipping wt. 5 lbs. 10 oz. \$23.99

Heavy-duty Oxygen Cutting Regulator. Use with 99M5442K, 99M5449 cutting torches at left. Reduces extremely high gas pressure, 0 to 300, 0 to 4000-lb. gauges; brass cases. UL approved. 9 M 5455—Shipping wt. 8 lbs. 10 oz. \$34.99

Heavy Duty Acetylene Fuel Gas Regulator. Use with 99M5442K, 99M5449 cutting torches at left. Reduces extremely high gas pressure, 0 to 30, 0 to 500-lb. gauges; brass cases. UL approved. 9 M 5456—Shipping weight 8 lbs. 10 oz. \$34.99

2 Welding Torch. Same as in outfit 99M5476K above. 17 in. long. Use right or left hand; turn off without disturbing regulator settings. Forged Naval bronze 6-in. gooseneck—won't bend. For welding, use oxy-acetylene only. Use with acetylene or LP-gas* for brazing, soldering, heating, bending. Cuts steel with 9M5477 on facing page. UL approved. 9 M 5474—Shpg. wt. 3 lbs. 2 oz. \$17.99

3 12-inch Mixing Chamber. Solid forged bronze. Gooseneck type. Replaces 99M5422K, 99M5476K or 99M5474 when using welding tip 99M5417 or 99M54418. 9 M 5488—Shpg. wt. 1 lb. 10 oz. \$8.99

4 Siam-eez Welding Hose. 3/8-in. inside diam. Heavy-duty oxygen hose and acetylene hose vulcanized together, form 1 unit. Tightly braided rayon cord reinforcement increases safety. Cover resists flame, heat, oil, grease, abrasion, weather. Brass couplings. Use also with LP-gas*, 25 feet long. 9 M 5427—Shipping weight 7 pounds. \$10.99

5 Tip Cleaners. Set of 9, 10 resp. Case. Wt. 3 oz. 9 M 5425—For CRAFTSMAN weld tips. Set \$1.99 9 M 5445—For CRAFTSMAN cutting tips. Set 1.99

6 Welding Tips. Heavy one-piece swaged solid drawn copper. Polished bore. For welding, use oxy-acetylene only. For brazing, soldering, heating, bending, etc. . . use oxy-acetylene or LP-gas*. Shipping weight each 6 ounces. \$1.99

7 Cutting Tips. For oxy-acetylene only. Use with any CRAFTSMAN cutting attachment. One-piece swaged solid drawn copper. Has four pre-heat flames. Shipping weight each 6 ounces. \$3.99

8 Oxy-Acetylene Cutting Tips. As above, but with six pre-heat flames for better pre-heat distribution. Shipping weight each 6 ounces. \$4.49

9 Oxy-LP-gas* only. 2-piece... easily cleaned. For any CRAFTSMAN cutting attachment. Shipping weight each 7 ounces. \$3.99

10 Oxy-acetylene Tips for 99M5449 cutting torch (at left). One-piece construction. Shipping weight each 9 ounces. \$4.49

11 Oxy-LP-gas* Tips for 99M5449 cutting torch (at left). Two-piece. Permit pre-heat adjustment. Shipping weight each 9 ounces. \$6.49

12 Oxy-acetylene Tips for 99M5449 cutting torch (at left). Two-piece. Permit pre-heat adjustment. Shipping weight each 9 ounces. \$6.49

13 Oxy-acetylene Tips for 99M5449 cutting torch (at left). Two-piece. Permit pre-heat adjustment. Shipping weight each 9 ounces. \$6.49

14 Oxy-acetylene Tips for 99M5449 cutting torch (at left). Two-piece. Permit pre-heat adjustment. Shipping weight each 9 ounces. \$6.49

15 Oxy-acetylene Tips for 99M5449 cutting torch (at left). Two-piece. Permit pre-heat adjustment. Shipping weight each 9 ounces. \$6.49

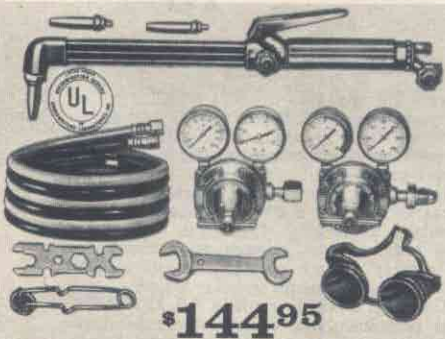
16 Oxy-acetylene Tips for 99M5449 cutting torch (at left). Two-piece. Permit pre-heat adjustment. Shipping weight each 9 ounces. \$6.49

17 Oxy-acetylene Tips for 99M5449 cutting torch (at left). Two-piece. Permit pre-heat adjustment. Shipping weight each 9 ounces. \$6.49

18 Oxy-acetylene Tips for 99M5449 cutting torch (at left). Two-piece. Permit pre-heat adjustment. Shipping weight each 9 ounces. \$6.49

19 Oxy-acetylene Tips for 99M5449 cutting torch (at left). Two-piece. Permit pre-heat adjustment. Shipping weight each 9 ounces. \$6.49

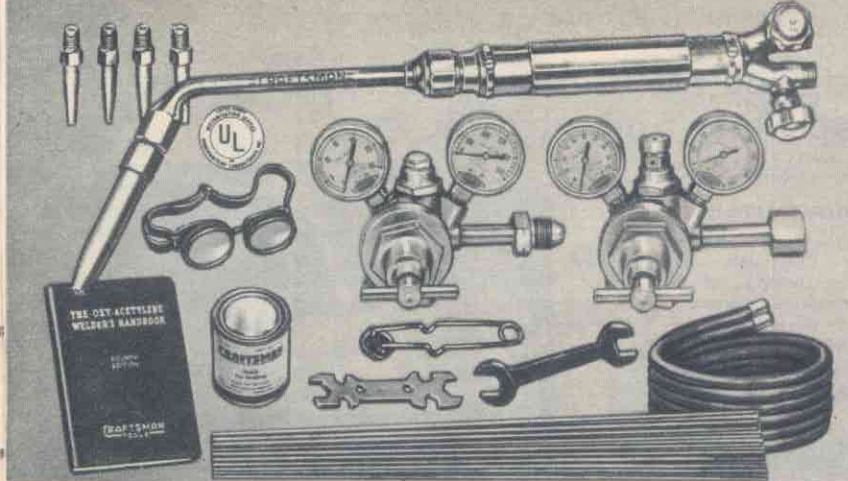
20 Oxy-acetylene Tips for 99M5449 cutting torch (at left). Two-piece. Permit pre-heat adjustment. Shipping weight each 9 ounces. \$6.49



Heavy-duty Outfit... cuts up to 12-in. thick steel

Ruggedly made throughout for hard steady use by professionals. 20 1/2 inches long, 49-oz. torch. Oxygen regulator: 4000-lb. cylinder pressure, 300-lb. delivery pressure. Acetylene: 500-lb. cylinder, 30-lb. delivery pressure. Gauge cases pressed brass. Threaded, heavy plate glass bezel. Dial silver etched. 2 1/2-inch diameter. Includes: 25-ft. Siam-eez heavy-duty hose... right-hand oxygen, left, fuel connection (each end); 2 wrenches; lighter, 50-mm lens goggles. Also 3 oxy-acetylene (Nos. 3, 4, 5) tips for cutting metal 1 1/2 to 6 in. thick. Cuts up to 12-in. thick iron, steel with tip sizes 1 to 8. 99 M 5442K—Shpg. wt. 30 lbs. \$144.95 9 M 5449—Shpg. wt. 3 lbs. 12 oz. \$49.99

NO MONEY DOWN
... see page 58 for Terms



Our Best CRAFTSMAN Welding Outfit

REG. U. S. PAT. OFF.

- 2-stage regulators eliminate frequent adjustments, keep pressure constant
- Cuts up to 6-in. thickness with attachment 9 M 5477, sold separately

Weld ferrous and non-ferrous metals with oxygen and acetylene. . . non-ferrous metals with oxygen and LP-gas.*

Braze, solder, heat or bend with oxygen and acetylene or LP-gas. Double "O" ring makes leak-free connections to torch. All parts hand-fitted.

Forged bronze-bodied regulators with 2 pressure gauges, brass cases. . . oxygen 0 to 100 and 0 to 4,000 pounds, acetylene 0 to 30 and 0 to 500 pounds. Special relief devices on both regulators.

Torch turns off with left or right hand without disturbing your setting. . . non-flash mixer for added safety. Torch is 17½ in. long. Forged Naval-bronze gooseneck. . . won't bend. All other metal parts solid brass, bronze, or of other non-ferrous

alloys. Approved by Associated Factory Mutual Insurance Companies, also N.Y. F.D. Certificate of Approval No. 906. Tested and approved in Sears own testing laboratories.

Outfit includes: 5 wide-range welding tips (AA1 through AA5) of 1-pc. swaged, solid drawn copper; 25 ft. of Siam-eez hose; assorted welding rods; 1-lb. universal flux; 50-mm professional weldor's goggles; spark lighter, wrenches and 273-page weldor's handbook.

UL approved. Use outfit for cutting with cutting attachment 9M5477 (see below). For cutting tips for acetylene or LP-gas*, see opposite page. Cutting attachment and cutting tips not included.

99 M 5422K—Shpg. wt. 27 lbs. \$109.95

CRAFTSMAN 2-stage Regulators for conversion. Get constant pressure. Convert your 1-stage outfit to 2-stage with these regulators. Same quality as in outfit above.

Two-stage Acetylene Regulator.

9 M 5438—Shpg. wt. 5 lbs. 8 oz. \$32.99

Two-stage Oxygen Regulator.

9 M 5437—Shpg. wt. 5 lbs. 8 oz. \$32.99

*The term LP-gas refers to bottled propane, butane or mixtures of these gases



Heating-Brazing Set

Use with "B"-type acetylene cylinder (not included). Requires pressure up to 4 pounds for largest tip. Needs no oxygen or compressed air.

Complete with handle, 3 heating tips, soldering copper, paint-burning tip, tank connection, tip cleaner, 5-foot hose and easy-to-follow instructions.

9 M 5446—Wt. 1 lb. 14 oz. Set \$11.49



Cutting Attachment

CRAFTSMAN. Cuts steel up to 6 in. thick with acetylene or LP-gas* and proper tips. Use with 99 M 5422K (above), 99 M 5476K and 9 M 5474 (opposite page).

UL approved. 3-tube construction. Leak-free connection. B-3 (acetylene) tip. For LP-gas* tips, see opposite page. Instructions included.

9 M 5477—Shpg. wt. 3 lbs. \$19.99

FREE "Booklet to Better Welding" with rods below. For quantity prices on orders over 200 lbs., write Sears Personal Service Dept. and ask for booklet Number SR 500



Gas Rod Assortment, 106 rods (some flux coated) with two 4-ounce cans of flux. For welding and brazing almost all metals. Includes: four 3/32-in. aluminum; six 1/16-in. die-cast zinc; 72 copper-coated steel (3/16, 3/32, 1/8, 3/16 in.); four 1/8-in. cast iron; sixteen 3/32, 1/8-in. bronze; four 3/32-in. flux-coated bronze. All rods in this package are 18 inches long.

9 M 2006—Wt. 5 lbs. 11 oz. Pkg. \$5.49

"Hot Rodder" Gas Welding Rod Assortment. For auto repair, hobbyists, small repair shops. Includes 1 pound each of 1/16, 3/32-inch copper coated rods; 1 pound each of 3/32, 1/8-inch Hi Test frame rods.

Also 3/32-inch flux-coated and nickel-silver brazing rods and 1/4-inch die-cast Aladdin rods. All rods 24 inches long except 18-inch Aladdin.

9 M 20492—Wt. 5 lbs. 14 oz. Pkg. \$4.19

Copper-coated Gas Welding Rods. These rods designed specially for mild steel.

Shipping weight package 6 pounds.

99M20401C—3/16x36 in. (about 160) . . . Pkg. \$2.19

99M20403C—3/16x36 in. (about 70) . . . Pkg. 2.09

99M20405C—1/8x36 in. (about 40) . . . Pkg. 1.99

Gas Brazing Rods. For steel, cast iron and copper alloys.

Shipping weight package 2 pounds.

99M20451C—3/16x36 in. (Pkg. of 13) . . . Pkg. \$1.99

99M20453C—1/8x36 in. (Pkg. of 6) . . . Pkg. 1.69


99M20455C—3/16x36 in. (Pkg. of 3) . . . Pkg. 1.59

Flux-coated Gas Brazing rods. One-pound package.

Shipping weight package 1 lb. 4 oz.

9 M 20464—3/32x18 in. (about 25) . . . Pkg. \$2.09

9 M 20466—1/8x18 in. (about 14) . . . Pkg. 1.99



Low as
\$11.99

CRAFTSMAN Bench Vise

REG. U. S. PAT. OFF.

Rugged castings, strain points reinforced. Heavy-duty steel-channel slide guards Acme-threaded screw. Built-in pipe jaws. Angle-slanted lever locks swivel base tight. Screw handle ends tapered, forged from stock. Handle can't loosen. Screw seated in malleable iron nut. Jaw faces and nut replaceable.

Catalog No.	Jaw	Opens	Holds	Wt.	Each
99 M 5180C	3½ in.	4 in.	½ to 1¼-in. pipe	18 lbs.	\$11.99
99 M 5181L	5 in.	6 in.	¾ to 1½-in. pipe	42 lbs.	24.99



Low as **\$32.99**

CRAFTSMAN Vises and Swivel-base Kits

1 CRAFTSMAN Vises. Malleable-iron castings. Replaceable jaw faces of hardened tool steel, precision tongue-and-groove fit. Pinned to casting (no screw heads in work face). Self-lubricating graphite-bronze bearing in front of sliding jaw bears thrust of steel screw head, supports screw rigidly for maximum grip. Steel beam covers and protects screw. Precision machined. Steel handle can't loosen; tapered ends forged from stock. Meets Fed. Specs. No. GGG-V-436-d.

Stationary-base Machinists' Vises

Catalog No.	Jaw size	Opens	Shpg. wt.	Price
99 M 5182K	3½ inches	5 inches	32 pounds	\$32.99
99 M 5183L	4 inches	6 inches	42 pounds	38.99
99 M 5184L	4½ inches	7 inches	48 pounds	46.99

2 Swivel-base Kit. Converts stationary to swivel-base vise. Turns full 360°. Gear-like bolt locks tight. Swivel-base, lock bolt, nut, handle, center bolt, washer, spacer and plug.

Fits vise 99 M 5182K.

Shpg. wt. 6 lbs. 9 oz.

9 M 5185 Kit \$6.99

Fits vises 99 M 5183L or

99 M 5184L. Wt. 7 lbs. 4 oz.

9 M 5186 Kit \$7.69



\$23.99

\$10.99

CRAFTSMAN Woodworker's Vise. Turn handle counterclockwise to open. . . push jaw to close. . . reverse handle to tighten. Retractable dog acts as bench stop. Guide rods, drag bar keep jaws aligned. Vise's 4x10-in. jaws open to 12 in. Drilled for mounting wood faces. Hardwood handle. Meets Fed. Specs. No. GGG-V-436-d.


99 M 5189K—Wt. 37 lbs. . . . \$23.99

CRAFTSMAN Woodworker's Vise. Acme-thread screw. Forged steel handle. 5/8-in. diameter guide rods. Rugged 4x7-in. cast-iron jaws open to a full 7 inches.

Shipping wt. 12 lbs.

9 M 5192 \$10.99

CRAFTSMAN Arc Welders . . designed for industrial maintenance, farm and home shops, city and rural power



GUARANTEE
We will repair without charge CRAFTSMAN Arc Welders showing defects in materials or workmanship if returned within 1 year (90 days for engine, generator on gas models).



180 and 230-ampere Units with heat-selection slide switches . . wiring resists heat, solvents

180 amperes \$124⁹⁵ 230 amperes \$139⁹⁵
16 heats 16 heats

180-ampere. For shop or farm use. 16 heats. Repair castings, bend metal, melt frozen pipes . . do any of a hundred repair jobs. Weld vertically or overhead without changing polarity. Runs on R.E.A., other rural power lines.

Slide switch locks in place for sure selection. Coated insulation stands high heats. Solvents can't penetrate to damage wiring. Built-in reactance increases open-circuit voltage. Dust and dirt can't collect inside—thanks to exhaust fan in cabinet bottom. Panel is recessed to protect controls.

Coils, transformer baked in varnish. Steel cabinet measures 23¹/₂ inches high, 14¹/₂ inches wide, 23¹/₂ inches deep. Skids can be mounted on wheels (see 9 M 2048 at right). Includes 18-foot electrode cable, 12-foot ground cable, receptacle, assorted electrodes, electrode holder, brush, helmet, manual. NEMA rated, U.L. approved for safety. Guaranteed for 1 full year (see at top of page). Please read specifications at bottom of page before ordering.

99 M 20246N—Shipping weight 127 pounds. \$124.95

230-amp. For industry. As above but heats are 40 to 230 amperes, no receptacle. Runs on 25-arc volts. 1/16 to 3/16-in. rods. Not NEMA, R.E.A. rated.
99 M 20126N—Shipping weight 132 pounds. \$139.95

Handle almost any industrial job with 24 heats, up to 295 amperes

Only \$229⁹⁵

Get our widest selection of heats . . 50 to 295 amperes. Made for all-purpose duty in factories or maintenance shops. It cuts metal, brazes, solders, welds bronze and cast iron, etc. Does the rugged production welding that requires high heats. Built-in reactance increases open-circuit voltage on all heats. Down-draft fan exhausts through cabinet bottom . . cools double-insulated coils . . keeps dirt and dust away from transformer.

Recessed panel protects switches and output contacts. Skids can be mounted on set of wheels listed below. Operates on 30 arc volts. Uses welding rods from 3/32 to 1/4-inch diameter. Cabinet measures 23¹/₂ inches high, 14¹/₂ inches wide and 26¹/₂ inches from front to back.

Complete outfit includes 18-foot electrode cable, 12-foot ground cable, assorted electrodes, electrode holder, wire brush, helmet and welder's instruction manual. NEMA rated, U.L. approved. Guaranteed for 1 year (see at top of page). Please read specifications at bottom of page before ordering.
99 M 20155N—Shipping weight 196 pounds. \$229.95

Set of two 3-inch Rubber Wheels and Axle. Fit welders above and at left.
9 M 2048—Shipping weight 3 pounds. Set \$3.99



Home-shop Welder
. . ideal for hobbyist
\$99⁹⁹

Make welding a hobby . . for fun and profit. Weld your own wrought-iron furniture, lamps, room dividers, etc. Make porch and step railings, name and house number posts, mailbox posts. Do light repair on auto bodies.

Runs on any 115-volt line with a 30-amp. fuse. Has 6 heats between 40 and 90 amperes. U.L. approved for safety.

18-gauge steel cabinet measures 21²/₃x11¹/₂x9¹/₂ inches. Has no on-off switch. Outfit includes 9-foot electrode cable, 7-foot ground cable, electrode holder, helmet and instruction manual. Please read specifications below before ordering.

Shipping weight 78 pounds.
99 M 20305N. \$99.99

"Arc-Weld-it-Yourself" Manual. 165 pictures on 36 "how-to-do-it" packed pages. Describes and illustrates all types of AC electric welding.

Shipping weight 6 ounces.
9 M 2025. 79c



General-purpose Welder

\$109⁹⁵

Cut repair bills on your farm . . in industry. Do your own repair jobs and equipment building. It's easy. No experience necessary. Instruction manual shows you how to handle most repairs common to arc welders.

Compact and easy to carry . . weighs only 68 pounds. Nine heats between 60 and 180 amperes. Runs on R.E.A., other rural power lines.

Takes 3/32 to 3/16-inch rods. Coils and transformer insulated—protect against electrical problems. Fan cools coils, keeps efficiency high. On-off switch. Cabinet 21²/₃x11¹/₂x9¹/₂ inches in. front to back.

Outfit includes 18-ft. electrode cable, 12-ft. ground cable, receptacle, assorted electrodes, electrode holder, wire brush, helmet and instructions. U.L. approved. NEMA rated. Guaranteed for 1 year, see top of page. Please read specifications at bottom of page before ordering.

Shipping weight 80 pounds.
99 M 20235N. \$109.95


NO MONEY DOWN

You can buy any of the ARC WELDERS on this page on Sears Easy Terms. For complete details see page 58.

Before ordering, read these specifications. Check the voltage, cycle, phase and capacity of your line with your power company

Catalog Number	Primary Volts	AC single phase cycles	Ampere maximum input	Primary max. amps. short circuit	Number of heats	Rod Sizes	Max. KVA	Max. KW	Fuses (fuse/iron or rustal)	Max. open circuit secondary	Duty Cycle	Power factor
99 M 20246N	230	60	37	58	16	1/16 to 3/16 in. 1/32 in. contact	8.9	6.4	40 amps.	80 volts	20%	73%
99 M 20126N	230	50-60	55	75	16	1/16 to 3/16 in.	12.7	8.2	60 amps.	78 volts	20%*	69%
99 M 20155N	230	60	75	120	24	1/16 to 1/4 in.	17.3	12.8	80 amps.	80 volts	20%†	75%
99 M 20305N	115	60	30	50	8	1/16 to 3/16 in. 1/32 in. contact	3.5	2.9	30 amps.	65 volts	20%	79%
99 M 20235N	230	60	37	60	9	1/16 to 3/16 in. 1/32 in. contact	8.5	7.3	40 amps.	78 volts	20%	78%

*30% at 200 amps.; 50% at 160 amps. †40% at 180 amps.



CRAFTSMAN
REG. U.S. PAT. OFF.

**Gas-powered
Arc Welders**
Perfect for contractors . .
mounted on steel skids for
easy site-to-site hauling

Accessory
Kit
\$29.99
cash
NO MONEY
DOWN



Push-button start without accessories
\$825.00
cash NO MONEY
DOWN

Push-button DC Welder . . no cranking

Has 8 heats from 70 to 200 amperes. On-off switch, 12-volt battery with mounting tray. Variable shunt-field rheostat. Takes up to 3/16-in. rods. 13-HP Onan engine; 2 cylinders, 4-cycle, air cooled, 5-gallon tank.

Generator output 3 KW (3500 watts), 115 volts; powers lights, electric tools. 30 arc volts, 50% duty cycle. 32x19 1/2x30 in. high. Without accessories. Shipping weight 492 pounds. F9 M 20994N—\$40.50 a mo. Cash \$825.00

Manual-start DC Welder

As above, without push-button start. No battery, ignition system. Without accessories, order at right. Shipping weight 420 pounds. F9 M 20992N—\$36.50 a month. . . . Cash \$750.00

Accessory Kit

For both welders. 18-foot electrode cable, 12-foot ground cable, electrodes, electrode holder, helmet and wire brush. Comes with "Arc-Weld-it-Yourself" instruction manual . . . has 36 pages with 165 illustrations. F9 M 20995-Wt. 15 lbs. Kit \$29.99



Be safe with Sears Accessories

1 Fiber-glass Helmet, Vulcanized. Industrial quality. Head-size adjustments. Slide-in lens holder, filter plate, cover glass. Tilts back. Shpg. wt. 2 lbs. 15 oz.
9 M 13216—With No. 10 shade lens. . . . \$11.99
9 M 13217—With No. 12 shade lens. . . . 11.99

2 Fabricated Helmet. Stop-joints hold it up or down. Lens holder, cover glass, No. 10 shade lens.
9 M 1326—Shipping weight 2 lbs. 8 oz. . . . \$4.99

Extra Filter Plates for above helmets. Each 2x4 1/4 inches. With No. 10 shade lens. For 75 to 250-ampere welding.
9 M 1327—Shipping weight 5 ounces. . . . Each 99c
With No. 12 shade lens. For 250 amperes and up.
9 M 1328—Shipping weight 5 ounces. . . . Each 99c

Clear Cover Glass for above helmets. 2x4 1/4 inches.
9 M 1329—Shipping weight 5 ounces. . . . Each 10c

3 Oxy-acetylene Welder's Goggles. Meet U.S. Bureau of Standards requirements for shade, ultraviolet and infrared-ray absorption. Shade 5. Plastic band. Fit over prescription glasses.
9 M 18636—Shipping weight 6 ounces. . . . \$3.99

Shaded lenses for above. The higher the number, the darker the lens. Shipping weight each 4 ounces.
9 M 13271—No. 4 shade. . . . Each 99c
9 M 13272—No. 5 shade. . . . Each 99c
9 M 13273—No. 6 shade. . . . Each 99c

4 Welder's Jacket, 10-oz. black cotton twill. Flame resistant finish. Ties in back. Snug-fit cuffs. Shipping weight each 1 pound 5 ounces.
9 M 13231—Small (30-36). . . . \$4.49
9 M 13232—Medium (37-40). . . . 4.49
9 M 13233—Large (41-44). . . . 4.49
9 M 13234—Extra large (45-50). . . . 4.49

CRAFTSMAN Specialized Welding Rods
REG. U.S. PAT. OFF.



Which Rods?
Write to
Sears Personal
Service Dept.
for booklet
No. SR 400

Mild Steel Contact Rods. Touch tip to work . . . draw along joint. Coating around wire core automatically maintains the right burning speed and arc distance. Choose from 2 types of tips.

With self-starting tips. Conductive match heads ignite by current, restart at any point. Meet A.W.S. Specifications 6024. Sold in 5-pound packages. Shpg. wt. pkg. 5 lbs. 10 oz.

Diam.	lgth.	Catalog No.	Pkg.
1/8x9 in.		9 M 20641	\$4.49
5/16x9 in.		9 M 20640	3.69
3/8x9 in.		9 M 20646	3.59

Without self-starting tips. Meet A.W.S. Specifications 6024. For AC-DC (reverse polarity). Class: E-6024. Sold in 10-lb. packages. Shipping weight pkg. 11 lbs.

Diam.	lgth.	Catalog No.	Pkg.
5/16x12 in.		9 M 20290	\$7.29
3/8x14 in.		9 M 20293	6.49
1/2x14 in.		9 M 20296	4.09
5/8x14 in.		9 M 20298	3.99

Hobbyist Assortment. For 75 to 100-amp. electric arc welders. Five pounds of small coated rods. Includes general-purpose, hard-surfacing, nickel and self-starting contact. Shpg. wt. pkg. 5 lbs. 8 oz. 9 M 2049 Pkg. \$4.19

Professional Assortment of Rods. 11 sizes and types . . . contact, mild steel, cast iron and hard-surfacing rods. 25-lb. package. 99 M 2047K—Shpg. wt. 26 lbs. . . Pkg. \$11.99

Special Farm-pack Assortment. Specially picked for welding tractors, cultivators and farm equipment. 25-lb. package. 99 M 20472K—Shpg. wt. 26 lbs. . . Pkg. \$10.99

Diam. length | Pkg. wt. | Cat. No. | Shpg. wt. | Pkg.

Mild Steel Rods				
For AC-DC (reversible polarity) Class E-6011				
5/16x12 in.	5 lbs.	9 M 20010	6 lbs.	\$2.99
3/8x12 in.	5 lbs.	9 M 20017	6 lbs.	2.69
1/2x14 in.	10 lbs.	9 M 20031	11 lbs.	3.89
5/8x14 in.	10 lbs.	9 M 20036	11 lbs.	3.79
1x14 in.	10 lbs.	9 M 20038	11 lbs.	3.69

Nickel Cast-iron Rods, Machineable type AC-DC (reverse polarity)				
3/8x13 1/2 in.	1 lb.	9 M 2027	1 lb. 3 oz.	\$3.29
1/2x13 1/2 in.	1 lb.	9 M 20272	1 lb. 3 oz.	3.19

Cast-iron Rods, Non-machineable type				
3/8x12 in.	5 lbs.	9 M 20550	6 lbs.	\$3.19
1/2x14 in.	5 lbs.	9 M 20555	6 lbs.	2.49

Hard Surfacing Rods AC-DC (either polarity). Class: medium chrome-carbon.				
5/16x12 in.	5 lbs.	9 M 20040	6 lbs.	\$3.79
1/2x14 in.	5 lbs.	9 M 20043	6 lbs.	3.69
5/8x14 in.	5 lbs.	9 M 20046	6 lbs.	3.59

Cutting Rods. Cut steel, iron. Use with 150-ampere welders or larger. AC-DC (straight polarity). 1-pound package. 9 M 2028—3/8x12 in. Wt. 1 lb. 3 oz. . . Pkg. 89c
9 M 20282—5/8x14 in. Wt. 1 lb. 3 oz. . . Pkg. 79c

5 CRAFTSMAN Industrial Twin-carbon Torch. Safety shield acts as guide for accurate work. Braze, solder and heat with this torch. Use with any AC welder. Large insulated fiber-grip handle. Sliding control moves with light touch. 1 5/8 in. long. Two cored carbons, 5-ft. cables. 9 M 20073—Shipping weight 4 pounds. . . . \$13.99

Catalog No.	Size	Shpg. wt.	Pkg. of	Pkg.
9 M 2020	1/8x6 in.	.6 oz.	10	\$1.59
9 M 2021	5/16x6 in.	.6 oz.	8	1.59
9 M 2022	3/8x6 in.	.7 oz.	6	1.59

6 Ground clamp. Made of copper alloy. Use with current up to 200 amperes. 9 M 2076—Shipping weight 12 ounces. . . . \$2.49

7 Rod Holder. Copper alloy. 200-amp. capacity. Jaw covers made of asbestos. Adjustable spring. For electrodes up to 3/4 in. 9 M 2071—Shipping weight 12 ounces. . . . \$4.49

Cable Extensions. Insulated, covered with rubber. Sold in 25-foot coils. For both ground and electrode cables of all welders on these two pages except Nos. 99 M 20235N and 99 M 20305N. Fit electrode cable of other CRAFTSMAN welders except former 99-2023 and 99-2030. 9 M 20695—Shpg. wt. 9 lbs. Coil \$14.99

For ground cables only of former CRAFTSMAN arc welders except former Nos. 99-2012, 99-2015, 99-2024, 99-2023. 9 M 2069—Shpg. wt. 9 lbs. Coil \$14.99

For ground, electrode cables of 99M20305N and 99M20235N and former Nos. 99-2023 and 99-2030. 9 M 20697—Shpg. wt. 9 lbs. Coil \$14.99

8 CRAFTSMAN Aluminum Brazing, Soldering Kit. Use in home or shop. Joins aluminum to aluminum and to other metals. Heat with arc welder or propane torch. Includes No. 716 aluminum brazing wire, No. 803 aluminum soldering wire (melting point 400°F.), aluminum soldering and brazing fluxes. Instructions. 9 M 2039—Shipping weight 8 ounces. . . . Kit \$2.49

9 CRAFTSMAN Number 1 All-purpose Brazing Flux. Use with brazing rods on steel, malleable iron, cast iron and galvanized iron. Also for welding copper, brass, bronze, other copper alloys. 4-oz. can. 9 M 2056—Shipping weight 8 ounces. . . . Can 49c

10 Combination Wire Brush and Chipping Hammer. Hand-forged chipping head. Quick-change brush holder. 12 inches long. 9 M 2074—Shipping weight 1 lb. 2 oz. . . . \$3.79
9 M 2081—Replacement Brush. Shpg. wt. 6 oz. . . . 69c



QUANTITY PRICES

Save on welding rods in quantities over 200 pounds. Shipped prepaid from factory. Write to Sears Personal Service Dept. for booklet No. SR 500

Without motor
\$206⁹⁵ cash
 NO MONEY DOWN

CRAFTSMAN
 REG U S. PAT. OFF.

6-inch Metal Lathe

*Gives you 16 speeds . . . 4 feeds
 . . . lets you rough and finish
 all kinds of metal*



SPECIFICATIONS

- Swing over bed 6 inches
- Distance between centers 18 inches
- Spindle: Nose 1 inch x 10-thread Taper No. 2 Morse Bore 1 1/4 inch
- Spindle bearing Timken tapered roller
- Thread range 8 to 96; 5 to 3 mm., right or left-hand
- Bed 1-piece cast semi-steel
- Carriage hand wheel for hand operation; feed lever for reversible automatic longitudinal power feed
- Feeds0024, .0039, .0048 and .0078
- Back gear ratio about 6 1/2 to 1
- Countershaft, back gear bearings 4 porous bronze
- Swing over carriage 3 1/2 inches
- Compound rest travel 1 3/4 inches
- Cross slide travel 4 3/4 inches
- Tailstock taper No. 1 Morse
- Tailstock ram travel 1 1/4 inches
- Tailstock setover 1 1/4 inch
- Motor needed, min. 1/2 HP, 1725 RPM
- Machine pulley (included) 4 step
- Motor pulley (included) 2 step
- Mounting dimensions 4 3/4 x 27 1/2 in.
- Over-all dimensions 12 x 27 x 33 1/2 in.

Accurate within 1/1000 inch

For precision work—here is a metal lathe that matches our larger lathes in accuracy. Compare features and specifications at left with other metal lathes in the same price range . . . you'll find CRAFTSMAN is the lathe for you.

Designed, built and priced for toolmakers, model makers and hobbyists, the CRAFTSMAN 6-inch turning lathe is of true professional quality. Built for long life with Timken tapered roller bearings.

Complete operating instructions show you how to get the job done right and as quickly as possible. Entire outfit includes 258-page Lathe Manual as described on the opposite page and all the accessories illustrated above.

Accessory group includes the following items: 2-step motor pulley, 4-step machine pulley, 4-step quick-change countershaft, two 60-degree centers, 1/16-inch tool bit, 9 threading gears, 1-inch lathe dog, 3/8-inch V-belt, two hex wrenches, 5 1/2-inch face plate and two standard-dimension wrenches, 1 combination and 1 open end.

Motor not included. Use your present motor (if at least 1/2-HP, 1725 RPM) or order separately from pages 18 and 19.

Lathe designed to be used with Mica Undercutter (F9 M 1518) listed below. Also see pages 32 and 33 for additional accessories.

99 M 2140N—Shipping weight 100 lbs. . . \$206.95



Low as
\$74⁹⁹ NO MONEY DOWN cash


CRAFTSMAN Lathe Table

For 12-inch lathes. Gray, heavy cast iron, crossbraced legs. Can be anchored to floor.

Pre-finished hardwood table top resists oils and coolants. Over-all height 33 3/4 inches. Shipped by freight (rail or truck) or express. (See Shipping Note below.)

For lathes 45 inches long.
 F9 M 1596N—Wt. 170 lbs. \$74.99

For lathes 57 inches long.
 F9 M 1597N—Wt. 180 lbs. \$84.99



Accessories for 6 and 12-inch Metal-turning Lathes

1 Commutator Kit. Holds armature shafts for reconditioning. No. 75A armature driving chuck; No. 100 center rest chuck (1/4 to 3/4-in. cap.); 2 arbors (No. 2 Morse, No. 3 Jacobs taper); key.
 For 12-inch lathe.
 Shpg. wt. 7 lbs. 4 oz.
 9 M 2129 Kit \$34.99

For 6-inch lathe.
 Shpg. wt. 6 lbs. 3 oz.
 9 M 2122 Kit \$34.99

SHIPPING NOTE: All "F" numbers (as F9M1596N) from Kalamazoo, Michigan factory.

2 Mica Undercutter. Screw feed regulates height of cutter. Carriage feed moves cutter into commutator slot. New grooves are always clean, square, parallel and uniform in depth. For 110-120-volt, 50-60-cycle AC-DC. With universal motor, switch, cord and 5 undercutting saws: .015, .020, .025, .030 and .035 inch. For 12-inch lathe.
 F9 M 2989—Shipping wt. 11 lbs. . . . \$59.99
 For 99M2140N and 99-2128 6-inch lathes.
 F9 M 1518—Shipping wt. 9 lbs. . . . \$59.99

Set of 10 Replacement Blades. 2 each: .015, .020, .025, .030, .035 inch thick.
 F9 M 1519—Shpg. wt. 2 oz. Set \$3.99

3 Reversing Switch. For 6, 12-in. lathes. Use to stop, reverse split-phase and capacitor motors up to 1 HP. For voltages up to 550 AC. Diagram.
 9 M 2982—Shpg. wt. 1 lb. 9 oz. . . \$8.99

4 Reversing Switch. For any CRAFTSMAN 12-inch Lathe. 1-HP capacity for voltages up to 550, both single and 3-phase circuits. Comes with cord and installation instructions.
 F9 M 2018—Shpg. wt. 5 lbs. . . . \$18.59

NO MONEY DOWN
 on Sears Easy Terms . . . see page 58


Our finest CRAFTSMAN Metal-turning Lathe

REG. U. S. PAT. OFF.

Without Motor 24-inch centers

\$649⁹⁵ cash
NO MONEY DOWN

12¼-inch swing, 16 speeds, 54 feeds
Accuracy tested to 1/1000 of an inch



SPECIFICATIONS

- Swing over bed... 12¼ inches
- Swing over carriage... 7¾ inches
- Collet capacity... ½ inch
- Lead Screw... ¼-inch diameter, 8 Acme threads per inch
- Spindle Nose... 1½x8 threads
- Spindle Nose Taper... Bored No. 3 Morse with reducing sleeve to No. 2 Morse
- Hole through spindle... 25/32-in.
- Back Gears. 12 pitch, ¾-in. wide
- Back Gear shaft bearings... oil-impregnated; bronze
- Back Gear Ratio... about 6 to 1
- Spindle Gear... 16 pitch, 32 teeth, ¾-inch wide
- Spindle bearings... 2 Timken tapered rollers
- Tailstock Ram... 1½-in. diam.
- Tailstock Ram travel... 2¼-in.
- Tailstock Ram graduations... 0 to 3 inches by 1/16 inch
- Tailstock Setover, forward or back... ¾ inch
- Cross feed travel... 6½ inches
- Cross feed screw... ½-inch diameter Acme threaded
- Compound rest travel... 2¼ in.
- Tool Post... 3/8x7/8-inch slot to take 3/8-in. tool bits or holder for 1/4-in. tool bits
- Compound Rest swivel... Graduated 0° to 90° right and left
- Motor needed... ½ HP 1725 RPM
- Motor pulley (incl.)... 2-step, 4½ inches
- Countershaft bearings... 2 ball; 2 bronze, oil-impregnated
- V-belt... A section 3/8-in. wide
- Drive pulley (incl.) dual, 3-in.

SHIPPING NOTE: All items with "F" (as F9 M 2895N) shipped from Kalamazoo, Michigan factory.

Heavy Timken roller bearings in lathe's headstock to maintain spindle alignment... minimum of load friction. Cast semi-steel bed; precision ground ways. Reversible power cross-feed... 60-hole index on headstock. Lever for automatic power feed.

Complete operating instructions included. Outfit includes 258-page Lathe Manual as described below and the following accessories: 4-step machine pulley; 2-step motor pulley (¾-inch bore); V-belt; two 60° centers; tool post and Allen wrenches.

Motor not included. Use your present motor (if at least ½ HP 1725 RPM) or order separately from pages 18 and 19. Lathe designed to be used with many additional accessories listed below and on facing page. Also see pages 32 and 33.

Lathes with Quick-change Gear Attachment... Floor Model Cabinet... Underneath Drive. Quick-change gear attachment gives 54 threads or feeds (see F9 M 20145K below). Welded 3/16-in. plate; floor-type cabinet houses underneath drive (reached through door). Countershaft, belt-tension handles extend outside cabinet.

24-in. centers; 50½ in. long. See Shipping Note.
F9 M 2895N—Wt. 505 lbs. \$31.50 mo... Cash \$649.95
36-in. centers; 62½ in. long. See Shipping Note.
F9 M 2897N—Wt. 545 lbs. \$32.50 mo... Cash \$679.95

Lathes with Quick-change Gear Attachment only. Quick-change countershaft mounted behind headstock.
24-inch centers; 45 inches long. See Shipping Note above.
F9 M 2893N—Wt. 350 lbs. \$24 monthly. Cash \$499.95
36-inch centers; 57 inches long.
99 M 2894N—Wt. 372 lbs. \$26 monthly. Cash \$529.95


Lathe Grinder

4 Universal tool post grinder. Mounts on side of compound rest. Grinds at 4900 and 9100 RPM. With ¼-HP, 3450-RPM motor, 110-120-v, 60-c AC. Incl. belt, 4-in. external, ½-in. internal wheels (grind up to 4¼-in. ext. diam.; from ¼-in. to 9¼-in. int. diam.). Diamond wheel dresser. For 12-in. lathes. F9 M 2998L—Wt. 65 lbs. \$144.95

Grinding Wheels. For use on Lathe Grinder F9 M 2998L above. For grinding steel and iron; for internal and external use. Medium grit.

External Wheel. 4-inch diameter; 3/8 inch thick.
F9 M 1501—For steel. Shipping weight 1 pound... \$3.29
F9 M 1502—For cast iron. Shipping weight 1 pound 3.29

Internal Wheel. Grinding depth 2 3/8 inches.
F9 M 1503—¼-in. diam. Shipping weight 2 ounces. \$1.59
F9 M 1504—½-in. diam. Shipping weight 3 ounces. 1.59
F9 M 1505—¾-in. diam. Shipping weight 3 ounces. 1.69
F9 M 1506—1-in. diam. Shipping weight 3 ounces. 1.89



Lathe Accessories for superior metal-working results

1 "Lathe Operation" Manual. 258 pages of photos, drawings, machinist's tables, easy directions. Paperbound with index tabs. 9 M 2925—Shipping weight 1 lb. 4 oz. \$2.50

2 Quick-change Gear Attachment. Fits former CRAFTSMAN lathes, models 9-2758 and 99-2759. 54 threads or feeds between .0042 and .250-inch per revolution of spindle; all right or left-hand threads from 4 to 240 in these standards: National Coarse (USS), National Fine (SAE), Acme, Square and Whitworth. No drilling or tapping needed to install. Replaces gear change assembly. Shipping weight 35 pounds.
F9 M 20145K.....\$112.95

3 Taper Attachment. Cuts duplicate tapers on pieces of different lengths. Also use for internal boring and external work.

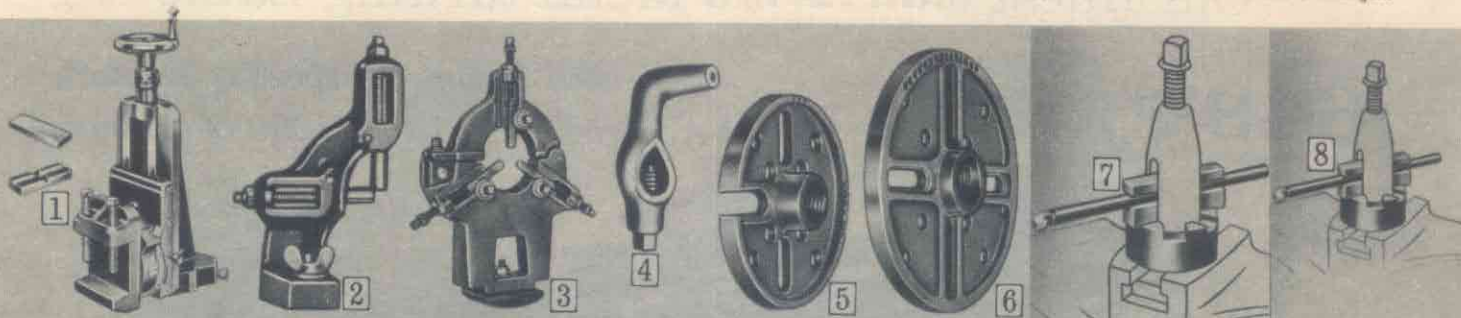
Index plate is graduated 7° and 3 inches both sides of center line; equals 2 5/16-inch taper per foot right or left.

Use with any CRAFTSMAN 12-inch lathe. Travel 6 inches.
Shipping weight 11 pounds.
F9 M 29845.....\$47.99

NO MONEY DOWN on Terms.. see page 58

Lathe Accessories

*SHIPPING NOTE: All "F" items (as F9 M 2987) shipped from factory in Kalamazoo, Michigan.



1 Milling Attachment. Graduated swivel vise, flat block, V-block. For face-milling, cutting keyways, etc. For metal lathes 99 M 2140N, 99-2128. Vise capacity 2 inches. Vertical feed $1\frac{3}{4}$ inches. Cross feed $3\frac{3}{4}$ inches. 9 M 2057—Wt. 8 lbs. 6 oz. \$39.99 For CRAFTSMAN 12-in. lathes. Vise capacity $2\frac{3}{4}$ inches. Vertical feed $3\frac{3}{4}$ in. Cross feed 5 inches. F9 M 2987—Shpg. wt. 18 lbs. \$46.99

2 Follower Rest. Mounts back of carriage dovetail slide. For accurate work on long, slender rods. For metal lathe 99 M 2140N, page 30. 9 M 2042—Shpg. wt. 3 lbs. 2 oz. \$8.49 For any CRAFTSMAN 12-in. lathe. 9 M 2988—Shpg. wt. 3 lbs. 4 oz. \$9.59

3 Steady Rest. Clamps to bed ways. Has bronze jaws, hinged type. For diameters to $2\frac{3}{4}$ inches. For CRAFTSMAN 12-in. lathes. F9 M 20506—Shpg. wt. 8 lbs. \$16.49

As above, but not hinged type. For diameters to $2\frac{3}{4}$ inches. For metal lathe 99 M 2140N, see page 30. 9 M 2041—Shpg. wt. 3 lbs. 2 oz. \$10.69

4 Lathe Dogs. Forged steel. For any face plate with slots. In four sizes. 9 M 21831— $\frac{1}{2}$ -in. Wt. 8 oz. \$1.39 9 M 21832— $\frac{3}{4}$ -in. Wt. 10 oz. 1.69 9 M 21833—1-in. Wt. 12 oz. 1.99 9 M 21834— $1\frac{1}{2}$ -in. Wt. 14 oz. 2.19

Face Plates (5) and (6). For work which cannot be machined on center or in chuck. Fit on headstock spindle. Machined gray-iron casting; slots clamp work on drive lathe dog.

5 $5\frac{1}{2}$ -in. diameter. For lathes which have 1-in. 10-thread spindle (99M2140N; 99-2128). Has 4 slots. F9 M 21405—Shpg. wt. 3 lbs. \$6.29

6 $8\frac{1}{2}$ -inch diameter. For 12-inch lathes, lathes with $1\frac{1}{2}$ -inch 8-thread spindle. Has 8 slots. 9 M 24755—Shpg. wt. 7 lbs. \$11.99

7 Boring Tool Holder. For 6-inch lathes. With clamp ring, V-block, plain block and $\frac{1}{4}$ -inch high-speed boring tool.


Slots hold boring tools of $\frac{3}{16}$, $\frac{1}{4}$, $\frac{5}{16}$, $\frac{3}{8}$ -inch diameter. F9 M 1515—Shpg. wt. 1 lb. \$6.29

8 Boring Tool Holder. For 12-inch lathes. With clamp ring (has $1\frac{3}{4}$ -inch outside diameter, $1\frac{1}{16}$ -inch inside diameter); V-block and plain block; $\frac{1}{4}$ -inch boring tool.

Clamp ring has three slots to hold $\frac{3}{16}$, $\frac{1}{4}$, $\frac{5}{16}$, $\frac{3}{8}$ -inch diameter tools. F9 M 1511—Shpg. wt. 1 lb. \$6.59

NO MONEY DOWN on Easy Terms... see page 58

See Shipping Note at top of this page



9 Boring Tool Set. $\frac{1}{4}$, $\frac{3}{16}$ -in. boring; $\frac{1}{4}$ -in. threading tools; stiffening block. For lathe 99-2128. Shipping weight 4 oz. 9 M 2008... Set \$5.99

10 Tool Post Set. 4 boring bars; internal, external threading; external turning tools; spacer, V-block. For 99M2140N, 99-2128. Shpg. wt. 2 lbs. 2 oz. 9 M 2038... Set \$13.99

For any CRAFTSMAN 12-inch lathe. Shpg. wt. 2 lbs. 2 oz. 9 M 2189... Set \$14.99

Lathe Tool Holders. Forged steel, without bit.

Type	Cat. No.	Fits Lathe	Wt.	Each
11 Straight	9 M 2033	99 M 2140N, 99-2128	8 oz.	\$2.89
12 Straight	9 M 2196	Craftsman 12-in. lathes	10 oz.	\$3.29
13 Left hand	9 M 2035	99 M 2140N, 99-2128	8 oz.	2.89
14 Left hand offset	9 M 2194	Craftsman 12-in. lathes	10 oz.	3.29
15 Right hand	9 M 2034	99 M 2140N, 99-2128	8 oz.	2.89
16 Right hand offset	9 M 2192	Craftsman 12-in. lathes	10 oz.	3.29
17 Knurling	9 M 2036	99 M 2140N, 99-2128	10 oz.	7.59
18 Knurling	9 M 2202	Craftsman 12-in. lathes	13 oz.	7.99
19 Cutoff	9 M 2037	99 M 2140N, 99-2128	10 oz.	3.99
20 Cutoff	9 M 2200	Craftsman 12-in. lathes	12 oz.	4.29
21 Threading	9 M 2031	99 M 2140N, 99-2128	10 oz.	6.79
22 Threading	9 M 2198	Craftsman 12-in. lathes	12 oz.	6.99

Replacement Blades. For cutoff tools. See (15) above.

9 M 2238—For 9 M 2200. Shipping weight 4 ounces... \$1.99
9 M 2009—For 9 M 2037. Shipping weight 2 ounces... 1.99

17 6-piece Formed Tool Bit Sets. Threading bit; left-hand and right-hand facing bits; left-hand, right-hand, round-nose turning bits.

$\frac{3}{16}$ -inch size. 9 M 2043—Wt. 3 oz. Set \$2.89
 $\frac{1}{4}$ -inch size. 9 M 2205—Wt. 5 oz. Set \$2.99

Let the index, (page 59), help serve as a guide to scores of industry and home-shop items.

18 Milling Cutter Holder. For lathe 99 M 2140N only.


F9 M 21408—Wt. 2 lbs. \$10.59
For CRAFTSMAN 12-in. lathes. F9 M 29945—Wt. 4 lbs. \$12.59

Four Bushings. Use with $\frac{1}{4}$, $\frac{3}{16}$, $\frac{5}{16}$, $\frac{3}{8}$ -in. end mills. 9 M 2985—Wt. 8 oz. Set \$3.49

19 Arbors for milling cutter holder (18) above. Needed to adapt angular cutters.

For $\frac{1}{16}$ -in. x 24-thread cutter. F9 M 1566—Wt. 8 oz. \$3.49

For $\frac{3}{16}$ -in. x 20-thread cutter. F9 M 1567—Wt. 8 oz. \$3.49



20 Carriage Stop. Clamps to bed way of 6-inch or 12-inch lathes. Shipping weight 2 lbs. F9 M 2185... \$8.99

21 Cross Slide Stop. Designed to show depth at which to stop cross feed. Slide stop is not intended to stop the cross feed automatically. To install, simply clamp the cross slide stop to dovetail. Shipping weight 8 oz. F9 M 1510... \$5.99

22 Split Holding Collet. For use with round chuck work. Shpg. wt. ea. 4 oz. F9 M 15080— $1\frac{1}{2}$ -in. size... \$11.99 F9 M 15081— $1\frac{1}{8}$ -in. size... 8.99 F9 M 15082— $1\frac{1}{4}$ -in. size... 8.99

F9 M 15083— $\frac{1}{2}$ -in. F9 M 15084— $\frac{5}{16}$ -in. F9 M 15085— $\frac{3}{16}$ -in. F9 M 15086— $\frac{1}{8}$ -in. F9 M 15087— $\frac{1}{4}$ -in. F9 M 15088— $\frac{9}{32}$ -in. F9 M 15089— $\frac{5}{16}$ -in. F9 M 15091— $1\frac{1}{2}$ -in. F9 M 15095— $\frac{3}{4}$ -in. F9 M 15096— $1\frac{1}{4}$ -in. F9 M 15097— $1\frac{1}{8}$ -in. F9 M 15098— $1\frac{1}{2}$ -in. F9 M 15099— $\frac{1}{2}$ -inch size... Each \$5.99

23 Draw-in Collet Chuck Attachment. For chuck work $\frac{1}{32}$ to $\frac{1}{2}$ -in. diam. Hollow draw-in spindle with hand wheel control, tapered closing sleeve. Rods pass through lathe spindle. Hand wheel controls collet. F9 M 1507—Shpg. wt. 3 lbs. \$29.99

24 Angle Plate. Simplifies off-center work, machining of odd-shaped pieces. Bolts to face plate. Faces: Horizontal $6x4\frac{3}{4}x\frac{3}{8}$ in. Vert. $6x2\frac{1}{2}x\frac{5}{8}$ in. F9 M 1509—Shpg. wt. 10 lbs. \$10.99

25 Clamp-type Dog. Holds square, round, rectangular, hexagonal work. Clamp opens to $2\frac{1}{4}$ inches. F9 M 1512—Shpg. wt. 1 lb. \$7.99

26 Angular Cutters. For face-milling, dovetailing. Threaded hole fits milling holder (18). F9 M 29945 above right with arbors (19). $\frac{3}{8}$ in. ($1\frac{1}{4}$ -in. diameter, $\frac{3}{8}$ -in. hole). F9 M 29951—Shpg. wt. 9 oz. \$11.79 $\frac{1}{2}$ in. ($1\frac{1}{2}$ -in. diameter, $\frac{1}{2}$ -in. hole). F9 M 29952—Shpg. wt. 9 oz. \$13.49

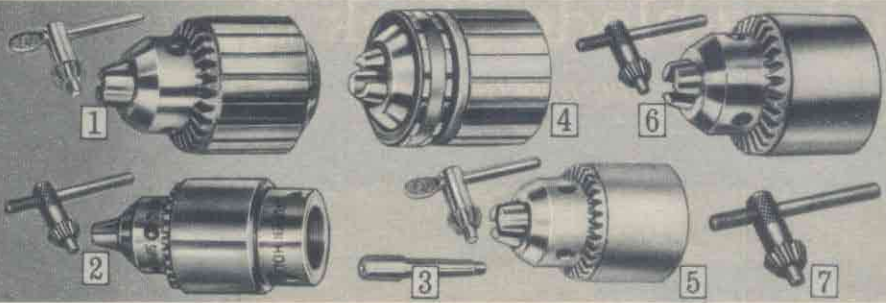
27 Woodruff Keyway Cutters. $\frac{1}{2}$ -inch shank. Shipping weight each 9 oz.

Catalog No.	Diam.	Thickness	Each
F9 M 29961	$\frac{1}{8}$ in.	$\frac{3}{16}$ in.	\$5.19
F9 M 29962	$\frac{3}{16}$ in.	$\frac{3}{16}$ in.	5.49
F9 M 29963	$\frac{1}{4}$ in.	$\frac{3}{16}$ in.	6.99
F9 M 29964	$\frac{5}{16}$ in.	$\frac{3}{16}$ in.	8.19
F9 M 29965	$\frac{3}{8}$ in.	$\frac{3}{16}$ in.	9.29

28 R.H. Spiral End Mills. For slots, straight keyways, etc. Held in milling holder F9 M 29945 with bushings 9 M 2985, see (18). Shpg. wt. each 9 oz.

Catalog No.	Diam.	Length/flute	Each
F9 M 29971	$\frac{1}{8}$ in.	$\frac{3}{8}$ in.	\$3.99
F9 M 29972	$\frac{3}{16}$ in.	$1\frac{1}{16}$ in.	4.29
F9 M 29973	$\frac{1}{4}$ in.	$\frac{3}{4}$ in.	4.59
F9 M 29974	$\frac{5}{16}$ in.	$\frac{3}{4}$ in.	4.79
F9 M 29975	$\frac{3}{8}$ in.	$1\frac{1}{16}$ in.	5.29

Chucks and Arbors . . other Accessories



1 Geared Key Headstock Chucks, Key type. Key included.

Capacity 0 to 1/2 in. Fits 1-in. 8-thread spindle. Do not use with arbor.

9 M 2044—Shpg. wt. 3 lbs. 10 oz. \$18.59

As above but for 1-inch 10-thread spindle.

9 M 2763—Shpg. wt. 2 lbs. 2 oz. \$18.59

Capacity 1/8 to 3/8 inch. Fits 1 1/2-inch 8-thread spindle. Can be used with No. 3 Jacobs taper arbor.

9 M 2144—Shpg. wt. 3 lbs. 12 oz. \$23.99

Capacity 3/8 to 3/4 inch. Fits 1 1/2-inch 8-thread spindle. Do not use with arbor.

9 M 2121—Shpg. wt. 5 lbs. 8 oz. \$28.99

2 "Lock-type" Chuck. For drill presses with 1 1/16-in. x 20-thread collar; No. 33 Jacobs taper. Swiveling threaded lock collar locks chuck on spindle. No special collet chucks or adapters for router, dovetailing, carving bits needed. Capacity 0-1/2 inch. Key is included.

9 M 2962—Shpg. wt. 1 lb. 11 oz. \$10.59

3 Chuck Arbors. For chucks (5) at right. No. 1 Morse and No. 33 Jacobs taper.

9 M 2123—Shpg. wt. 1 lb. 6 oz. \$1.29

No. 2 Morse and No. 33 Jacobs taper.

9 M 2124—Shpg. wt. 1 lb. 9 oz. \$1.29

Chuck Arbors. For 9 M 2144 (1) above,

9 M 2991 (4) below, 9 M 2129 on page 30.

No. 1 Morse and No. 33 Jacobs taper.

9 M 2154—Shpg. wt. 8 oz. \$1.29

No. 2 Morse and No. 33 Jacobs taper.

9 M 2126—Shpg. wt. 1 lb. 10 oz. \$1.29

4 Center-rest Chuck. Cap. 1/4 to 3/4 inch.

Supports centerless armatures. Must be used with No. 3 Jacobs taper arbors.

9 M 2991—Shpg. wt. 3 lbs. 2 oz. \$17.49

5 Drill Press Chucks, Key type. Fit No. 33 Jacobs taper. Key included.

9 M 2142—Cap. 5/64 to 1/2 inch. Wt. 1 lb. \$8.79

9 M 2143—Cap. 0 to 1/2 inch. Wt. 1 lb. 11 oz. 9.59

6 Gear Key Chucks. Replacement chucks for Sears and other electric drills. Key included.

Catalog No.	Fit Threads	Capacity	Shpg. wt.	Price
9 M 2972	3/8-in. x 24	1/4 to 1/2 in.	8 oz.	\$2.99
9 M 2979	3/8-in. x 24	0 to 1/4 in.	9 oz.	5.99
9 M 2973	3/8-in. x 24	0 to 3/8 in.	1 lb.	5.99
9 M 2975	3/8-in. x 24	1/8 to 3/8 in.	15 oz.	4.99
9 M 2980	1/2-in. x 20	3/8 to 1/2 in.	1 lb.	5.99
9 M 2255	3/4-in. x 16	3/8 to 3/4 in.	3 lbs. 6 oz.	12.99

Ball-bearing Keyless Drill Chucks. (Not shown.)

9M2304-0 to 5/16 in. 3/8x24-thread. Wt. 14 oz. \$4.99

9M2305-0 to 1/2 in. 3/8x16-thread. Wt. 2 lbs. 3 oz. 5.99

7 Chuck Keys. Fit Jacobs, Supreme or Sears chucks as indicated below.

Catalog Number	Fits Jacobs Chuck	Supreme Chuck	Sears Chuck	Shpg. wt.	Each
9 M 2051	1, 1A, 1B, 1BS...	1A, 1T1...	9M2972	4 oz.	49c
9 M 2052	3, 3A, 3B, 3AE, 6, 6A2A, 6A33, 6B, 6AE, 34, 34B, 34VR, 14N, 54B, 55B, 56B, 58B, 75A, 633C	6B, 6D, 6T2, 6T33, 6T33C, 6F, 6T3	9M2143, 9M2962	10 oz.	\$1.09
9 M 2053	16N, 18N, 36B, 58B	9F, 9T3		12 oz.	1.49
9 M 2054	32, 32B, 33, 33B, 11N, 3333C	3B, 3D, 3T2, 5B, 5D, 5T33, 5T33C, 15T33, 15T33C	9M2142, 9-2963, 9-2983	7 oz.	79c
9 M 2073	7, 7B, 7-1A...	4A, 4B, 4C, 4T1, 4T2...	9M2979, 9-2976	7 oz.	69c
9 M 2145	2A, 2B...	2A, 2T2...		4 oz.	69c
9 M 2149	30, 30B...	7A, 7B, 7T1, 7T2, H13A	9M2975	4 oz.	69c
9 M 2059	MC4K61	B14B, B16B, B13A	9M2980, 9M2973	4 oz.	69c


*NOTE: Key 9M2059 is key replacement for drills 9M2583 and 9M2586.

CRAFTSMAN Independent 4-jaw Chucks. Precision made. Body of semi-steel casting; has deep jaw slots for greater strength and bearing surface. 4 reversible jaws work independently. Specially useful for holding irregularly shaped pieces. Large jaw screw. Acme threaded. T-handle wrench included. Will fit lathes as indicated below.



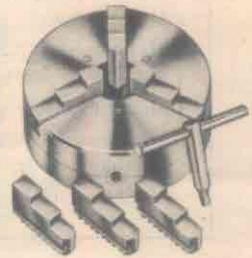
Catalog Number	Will fit spindle	Diam.	Shipping weight	Each
9 M 2137	1/2 inch by 24 thread	3 in.	2 lbs. 8 oz.	\$12.99
9 M 2157	1/2 inch by 20 thread	3 in.	2 lbs. 8 oz.	12.99
9 M 2156	3/4 inch by 16 thread	4 in.	3 lbs. 14 oz.	14.99
9 M 21406	1 inch by 10 thread	4 in.	3 lbs. 12 oz.	14.99
9 M 2138	1 inch by 8 thread	4 in.	3 lbs. 12 oz.	14.99
9 M 2139	1 1/2 inch by 8 thread	6 in.	9 lbs. 10 oz.	27.99
99 M 2141K	1 1/2 inch by 8 thread	8 in.	25 lbs.	44.99

CRAFTSMAN Universal 3-jaw Chucks. Designed for medium-duty use. Self-centering, lever-operated mechanism. Jaws of cold-rolled steel are case hardened. Body and scroll are of polished steel. Body casting is precision threaded, fits directly on spindle. Has outside and inside set of jaws. Chuck wrench included with each chuck. Will fit lathes with spindle diameters and threads-per-inch as listed.

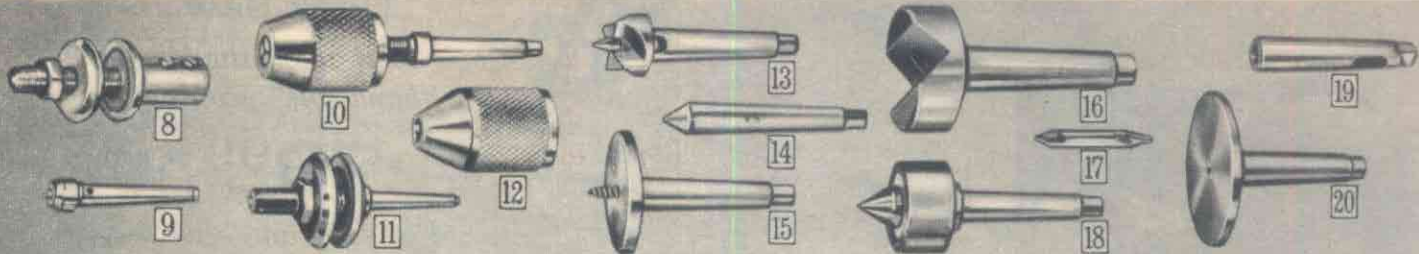


Catalog Number	Will fit spindle	Diam.	Shipping weight	Each
9 M 2296	1/2 inch by 20 thread	3 in.	3 lbs. 5 oz.	\$32.99
9 M 2297	1 inch by 8 thread	4 in.	6 lbs. 5 oz.	37.99
9 M 2298	1 1/2 inch by 8 thread	5 in.	10 lbs.	42.99
99 M 2299C	1 1/2 inch by 8 thread	6 in.	15 lbs.	55.99

CRAFTSMAN Universal 3-jaw Fine Quality Lathe Chucks. Heavy-duty self-centering type. Jaws controlled by single screw and pinion gear. Perfect for centering work. Body casting of semi-steel. Alloy metal scroll, alloy steel pinion. Alloy steel jaws heat treated and hardened, have raised steps. With inside and outside gripping jaws. T-handle chuck wrench included. Body casting is precision threaded.



Catalog Number	Will fit spindle	Diam.	Shipping weight	Each
9 M 21407	1 inch by 10 thread	4 in.	5 lbs. 8 oz.	\$44.99
9 M 2165	1 1/2 inch by 8 thread	5 in.	9 lbs.	53.99
9 M 2168	1 1/2 inch by 8 thread	6 in.	13 lbs.	64.99



8 Work Arbor. Converts motor into grinder, polisher, etc. Get more use from your motor at little extra cost. 4 3/8 in. long. 3 1/2 in. spindle has 1/2 in. x 20-thread. Carbon steel. Steel flanges.

9 M 21641-1/2-inch bore. Shpg. wt. 1 lb. 1 oz. \$1.49

9 M 21642-3/4-inch bore. Shpg. wt. 1 lb. 1 oz. 1.49

9 Tailstock Cup Centers. Use for wood turning.

9 M 2100—No. 1 Morse taper. Wt. 4 oz. \$1.49

9 M 2101—No. 2 Morse taper. Wt. 7 oz. 1.69

10 Work Arbors with Chucks. 3-jaw screw-on type.

1/2-in. capacity; 1/2-inch x 20-thread. Morse taper on arbor's shank end.

9 M 2234—No. 1 Morse taper. Wt. 1 lb. 8 oz. \$2.99

9 M 2247—No. 2 Morse taper. Wt. 1 lb. 8 oz. 2.99

11 Work Arbors. Two steel flanges. Nut on head end for clamping wheels. 1/2-inch x 20-thread.

9 M 2153—No. 1 Morse taper. Shpg. wt. 9 oz. \$1.69

9 M 2152—No. 2 Morse taper. Shpg. wt. 11 oz. 1.69

12 CRAFTSMAN 3-jaw Chucks. Screw-on type.

Tapped to fit 1/2-inch x 20-thread spindle.

9 M 2248-1/4-in. capacity. Shpg. wt. 7 oz. \$1.19

9 M 2243-3/8-in. capacity. Shpg. wt. 9 oz. 1.19

9 M 2256-1/2-in. capacity. Shpg. wt. 14 oz. 1.49

As above, but for 1/2-inch x 24-thread spindle.

9 M 2132-1/2-in. capacity. Shpg. wt. 14 oz. \$1.19

13 Spur Centers. Use for wood turning.

9M2106—No. 1 Morse taper. Shpg. wt. 4 oz. \$1.49

9M2107—No. 2 Morse taper. Shpg. wt. 7 oz. 1.69

14 60-degree Centers. Use for metal turning.

9M2110—No. 1 Morse taper. Wt. 4 oz. \$1.19

9M2111—No. 2 Morse taper. Shpg. wt. 6 oz. 1.29

15 Screw Centers. Use for woodworking.

9M2116—No. 1 Morse taper. Wt. 12 oz. \$1.99

9M2115—No. 2 Morse taper. Wt. 14 oz. 2.19

16 Crotch Center. For cross drilling round work.

V-slot. Steel shank. No. 2 Morse taper.

9 M 2114—Shipping weight 1 pound. \$2.19

17 High-speed Center Drill. Shpg. wt. 2 oz.

9 M 20601-1/4-in. size; 1/2-in. body. \$1.19

9 M 20602-3/8-in. size; 1/2-in. body. 1.19

18 Precision Ball-bearing 60° Center. For hardwood, metal. Recommended for high speeds.

9M2112—No. 1 Morse taper. Shpg. wt. 8 oz. \$4.19

9M2113—No. 2 Morse taper. Shpg. wt. 10 oz. 4.19

19 Adapter Sleeve. To reduce from No. 2 Morse taper to No. 1 Morse taper.

9 M 2161—Shipping weight 5 ounces. \$2.69

20 Drill Pad. Use in tailstock for support. Diameter of face 3 3/4 inches. No. 2 Morse taper.

9 M 2187—Shipping weight 1 lb. 2 oz. \$2.69


NO MONEY DOWN on Sears Easy Terms . . . see page 58 for full details

You can equip your entire work shop with power tools and accessories from this book

CRAFTSMAN Endless-blade Hack Saw

REG. U. S. PAT. OFF.

Cuts 10 times faster than reciprocal-type



SPECIFICATIONS

- Capacity, max. . . . 3x6 inches
- Angle cuts 90° to 45°
- Bearings bronze, steel
- Machine pulley 6 inch
- Motor pulley 2 inch
- Motor needed 1/8 HP
- Base size 6 1/4 x 22 7/8 in.
- Mounting size 5 1/2 x 19 3/8 in.
- Blade 1/2 in. wide, .020 in. thick, 60 in. long; 14 teeth per inch

Without motor
\$109⁹⁵
 cash
 NO MONEY DOWN

Cuts 2-inch, cold-rolled steel bar in just 2 3/4 minutes!

You cut through steel fast . . . zip through cast iron, brass, aluminum even faster! You can do almost any metal-cutting job. Saw handles any shape metal—rounds, flats, tubing, angles, etc. Quick-action vise jaw adjusts in seconds for angle cuts from 90° to 45°. Big 3x6-inch maximum capacity handles large work pieces with ease.


Hydraulic control sets rate of blade feed. Saw blade adjusts through adjustable guide rollers. Blade speeds along at 135 feet per minute. Nylon pinion reduces noise of operation . . . means a quieter shop.

With 2-in. motor, 6-in. machine pulleys, single groove (3/8-in. bore), 3/8-in. V-belt not included. Use 1/8-HP, 1725-RPM split-phase motor, *not included, see page 18.*
 99 M 2292N—Shipping weight 75 pounds. . . . \$109.95

Extra Metal-cutting Blades for above hack saw.

Shipping weight each blade 6 ounces.
 9M22926—10 teeth per inch. Each \$3.29
 9M22927—14 teeth per inch. Each 3.29
 9M22928—Skip-tooth Blade. 4 teeth per inch. Each 3.29

NO MONEY DOWN
 on Sears Easy Terms . . .
 see page 58



SPECIFICATIONS

- Capacity, maximum 4x4 inches
- Angle cuts 90° to 45°
- Bearings porous bronze
- Machine pulley. Single groove, 6 1/2 in.
- Motor pulley recommended (not included) 1 1/2-inch
- Motor recommended (not included) 1/8 HP, 1725 RPM
- Base size 6x24 inches
- Mounting size 5 1/2 x 19 3/8 inches
- Stroke 5 inches; 60 strokes per minute at 400 RPM

CRAFTSMAN REG. U. S. PAT. OFF. Reciprocal-type Hack Saw

*Semi-automatic for
 "hands-off" working*

Without motor **\$79⁹⁹** NO MONEY DOWN
 cash

Just set it and leave it

You can do other work while it cuts by itself . . . accurately and automatically. Special automatic mechanism lifts blade on backward stroke . . . helps prolong life of blade.

Cuts any shape of iron, brass, aluminum, etc. Has big 4x4-inch maximum capacity to handle large work pieces. Heavy cast-iron vise locks quickly and easily . . . anchors stock solidly in place. Adjusts for angle cuts from 90° to 45°.

Cast semi-steel slide and arm with adjustable cone-type arm pivot. Takes any standard 12-inch power hack saw blade (1 included). Arm length extended is 29 inches; not extended, 26 inches. Has 5-inch stroke; operates at 60 strokes per minute at 400 RPM. With 6-inch machine pulley, single groove. Motor, motor pulley, V-belt not included.
 99 M 2294L—Shipping weight 57 pounds. \$79.99

Saw with CRAFTSMAN Motor. 1/8 HP, 1725 RPM split phase. 110-120-volt, 60-cycle AC. 1 1/2-inch motor pulley and 1/2 inch wide x 42 inch long V-belt. 8-foot cord.
 99 M 22945L2—Shipping weight 76 pounds. \$94.99

CRAFTSMAN High-Speed Power Hack Saw Blades. For above. Special alloy steel. 5/8x12 inches long. Package of 2.

9 M 65822—14 teeth per inch. Shpg. wt. 5 oz. Pkg. \$1.69
 9 M 65823—18 teeth per inch. Shpg. wt. 5 oz. Pkg. 1.69

CRAFTSMAN

REG. U. S. PAT. OFF.

15½-inch Drill Press

EXCLUSIVE—Rubber cushion pre-loads ball bearings in quill to take up wear, reduce spindle play and chance of bit breakage

EXCLUSIVE—One-piece pulley and sleeve gives top accuracy . . . keeps pulley from slipping

Floor Model without motor

\$127⁹⁵
cash

NO MONEY DOWN

Bench Model without motor

\$112⁹⁵
cash

NO MONEY DOWN

Precision built. Extra heavy duty . . . stands up under rugged production-line work. Does much more than drill—with accessories it routs, shapes, mortises, planes and dovetails (see pages 36, 37).

Coil (not flat) return spring is stronger, gives more flexible adjustment. Rubber bumper between quill and head absorbs shock from quill return. Floating drive helps prevent side pull and pulley whip.

Special "Safe-Lock" key chuck lets you use routers and cutters without a collet chuck. No. 33 Jacobs taper holds bits with up to ½-inch diameter shanks. Has hinged motor mount for quick belt changes.

Drills to center of 15½-inch circle (7¾ in. from bit center to back of table). Maximum spindle travel 4 inches. Depth gauge calibrated in 16ths of an inch. Has 10x10-inch table, slotted to hold fixtures. Spindle operates at 9 speeds (660 to 5000 RPM) by changing belt positions on the two 5-inch, 4-step pulleys. Includes ½x45-inch V-belt.

Floor Model without motor. Measures 65½ inches high; 44½ in. from cast-iron base to chuck. Maximum table travel 38¾ in. Shipping weight 172 pounds.

99 M 2451N \$127.95

Floor Model with motor. Includes ½-HP, 1725-RPM capacitor motor. Has manual reset overload protector. Runs on 115-230-volt, 60-cycle AC. 8-foot cord and plug. Shipping weight 196 pounds.

99 M 24515N2 \$151.95

Bench Model without motor. (Not shown.) 35½ in. high; 18 in. from base to chuck. Maximum table travel 13¾ in.

99 M 2450N \$112.95

Bench Model with motor. With ½-HP, 1725-RPM capacitor motor. Features manual reset overload protector. 115-230-volt, 60-cycle AC. 8-foot cord and plug. Shipping weight 160 pounds.

99 M 24505N2 \$138.95



CRAFTSMAN Vari-Slo Speed Control. Now get the right speed for every job. Select any speed from 300 to 3750 RPM. Change speed in seconds without stopping spindle. For either floor or bench models of above drill press. 12-to-1 ratio with hand lever without changing belt position. Easy-to-install . . . no holes to drill. Made of tough aluminum alloy and cast Tenzaloy. Pulleys turn on 4 ball bearings. Three V-belts and easy-to-follow instructions included.

9 M 2340—Shipping wt. 5 lbs. 4 oz. . . . \$39.99

CRAFTSMAN 12¼-inch Drill Press

REG. U. S. PAT. OFF.

Professional features . . . home-workshop size

Coil (instead of flat) return spring . . . stronger . . . permits closer adjustment. Drills to center of 12¼-inch circle (6½ in. from bit center to back of table). 7¾x7¾-inch table. Floating drive reduces side pull, pulley whip.

Adjustable stop for repeated drilling. Maximum spindle travel 3 in. Ball-thrust bearings absorb spindle thrust. Depth gauge, 16th-in. graduations. No. 33 Jacobs taper spindle; key chuck (¾ to ½-in. capacity). 26½ in. high. 9 speeds from 765 to 4000 RPM. Two 4-inch, 4-step pulleys and one V-belt included.

Drill Press without Motor. 99 M 2359N—Wt. 80 lbs. \$69.99

Drill Press with CRAFTSMAN Motor. ½ HP, 1725 RPM sleeve bearing type. 110-120-volt, 60-cycle AC. 8-foot cord. Shipping wt. 98 lbs. 99 M 23595N2 \$83.99



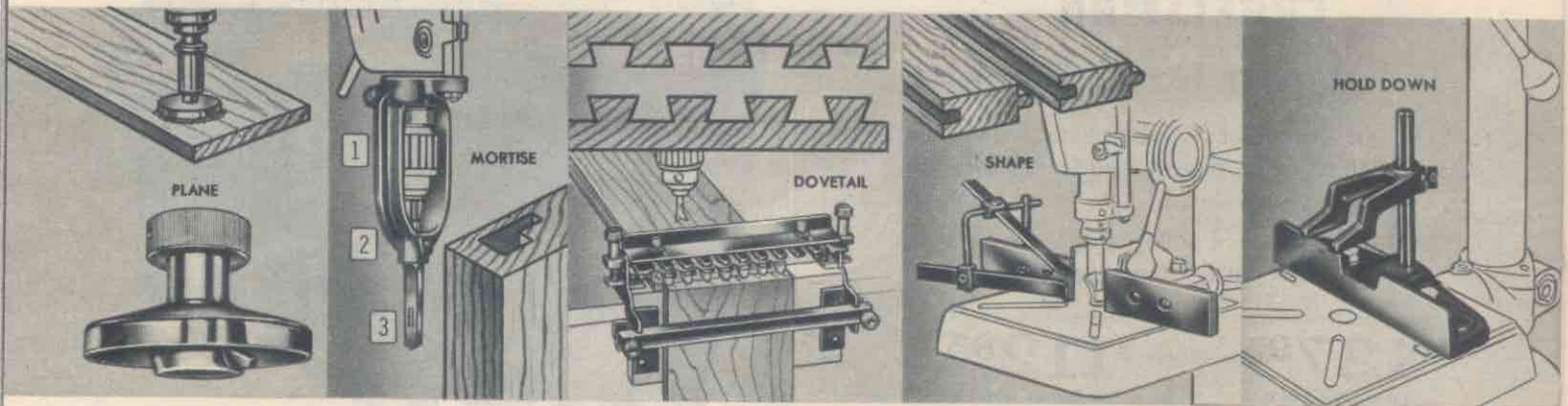
Without motor **\$69⁹⁹** cash NO MONEY DOWN



SPECIFICATIONS

Detail	Bench Model	Floor Model
Depth of throat . . .	7¾ inches	7¾ inches
Spindle	No. 33 Jacobs taper	No. 33 Jacobs taper
Bearings	4 sets precision ball	4 sets precision ball
Chuck capacity . . .	0 to ½-inch	0 to ½-inch
Spindle travel	4 inches	4 inches
Quill diameter	1¾ inches	1¾ inches
Depth graduations . .	¼ inch	¼ inch
Work surface	10x10 in.	10x10 in.
Table travel	13¾ in.	38¾ in.
Distance, base to chuck, maximum	18 inches	44½ inches
Machine pulley included	5-in. 4 step	5-in. 4 step
Motor pulley included	5-in. 4 step; ¾-in. bore keyed	5-in. 4 step
V-belt included	½x45 inches	½x45 inches
Motor required, minimum	½ HP 1725 RPM	½ HP 1725 RPM
9 speeds from	660 to 5000 RPM	660 to 5000 RPM
Mounting dimensions	9½x14½ in.	16½x14½ in.
Height	35½ inches	65½ inches
Width	12¾ inches	18½ inches
Depth	19 inches	24 inches

See what your Drill Press can do with Sears Accessories



CRAFTSMAN Rotary Planer. Converts drill press to planer.

Dresses, trues up, finishes wood surfaces. Also use to remove paint and varnish.

Fits CRAFTSMAN drill presses shown on page 35, others with No. 33 Jacobs taper, 1 1/8-in. x 20-thread side-thrust nut or locking collar, 3 3/8-inch diameter.

Hex wrench and complete instructions are included.

Shpg. wt. 12 oz.
9 M 2745.....\$5.49

1 Mortising Chisel Housing. For presses 99M2450N, 99M2451N.

9 M 2460—Shpg. wt. 3 lbs. 6 oz. \$4.99

For drill press 99M2359N. From factory in Ypsilanti, Michigan.

F9 M 2464—Shpg. wt. 4 lbs.....\$5.99

2 Hollow Chisels. For 9M2460, F9M2464 above.

Catalog No.	Size	Cut depth	Each
9 M 24201	1/4-inch	1 1/4-inch	\$3.59
9 M 24202	3/8-inch	3-inch	3.79
9 M 24203	1/2-inch	3-inch	3.99

3 Mortising Bits. For above.

Shipping weight each 4 ounces.
9 M 24221—1/4-inch size.....\$2.49
9 M 24222—3/8-inch size.....2.69
9 M 24223—1/2-inch size.....2.89

Dovetailing Attachment. Makes accurate dovetail joints. Clamp holds work pieces at 90° angle; cuts both pieces at same time.

Hardened-steel slotted comb controls spacing, depth of cut.

End plates, comb, screw fittings, clamps, wood parts included. Use with 1/2-in. dovetailing bits only (not included).

Instructions show how to make dovetail joints just like those most commonly used in manufacturing fine furniture.

Duplicate joints used in making bookcases, drawers, chests, other pieces.

Shipping weight 5 lbs. 10 oz.
9 M 2462.....\$12.49

CRAFTSMAN Shaper Fence Attachment. Converts drill press into shaper. Forms support for making picture frames, sashes, moldings, trimmings. For presses on page 35. 1-pc. aluminum construction.

Hardwood fences open 1 to 3 inches. Each adjusts separately. Micrometer-type adjustments with 1 1/8-inch maximum forward and back travel.

Hold-downs keep pressure on work. Shift to either end of the unit for regular and reverse feeds.


Shpg. wt. 6 lbs. 2 oz.
9 M 2467.....\$15.49

CRAFTSMAN Hold-down and Guide. Fits almost any drill press table. For mortising, routing, planing, repetitive drilling. Strong, cast-iron construction.

Fingers on hold-down prevent workpiece from lifting when chisel or drill is raised... keeps work lined up. Easily adjustable to thin and thick work materials.

Hold-down and guide bolt to table.

Bolts are not included.
Shpg. wt. 5 lbs. 8 oz.
9 M 2457.....\$6.49



Put these extra "hands" in your workshop . . . Work Holder, Vise, Rotary Table

4 Drill Press Work Holder. Zinc alloy base, 10 1/2 inches long, 2 3/8-inch jaws with steel faces open up to 3 inches.

Two extra cast-iron jaws... one for round or irregular work, one for tapered pieces.

Slots for bolting to bench.
Shpg. wt. 4 lbs.
9 M 2436.....\$4.99

5 CRAFTSMAN Drill Press Vise. Precision-squared sides. Use on end, sides, in normal position. Vise can also be used with magnetic chuck.

Machined cast iron, rust-resistant finish. Steel adjusting screws, fine-pitch thread, long bearing in vise. 2 1/8-in. steel jaws hold curved or tapered pieces, open to 2 1/2 inches. 7 1/4 inches long.

Shipping weight 6 lbs.
9 M 2755.....\$8.99

6 CRAFTSMAN Drill Press Angle Vise. Fast, accurate setups without using clamps or wedges. Adjusts 0° to 90° or use horizontally. Can be used with magnetic chuck. Steel adjusting screws. Fine-pitch thread; long bearing in vise body. 2 1/8-inch jaws open to full 2 1/2 inches.

Hold round or tapered pieces. Over-all length is 9 inches.

Shpg. wt. 9 lbs. 12 oz.
9 M 2756.....\$11.99

7 Drill Press Milling Vise. Bolts to drill press table. Also adapts to shapers, lathes, milling machines, grinders. Work is locked on 7x7-inch table between adjustable jaws. Maximum opening is 4 3/8 inches.

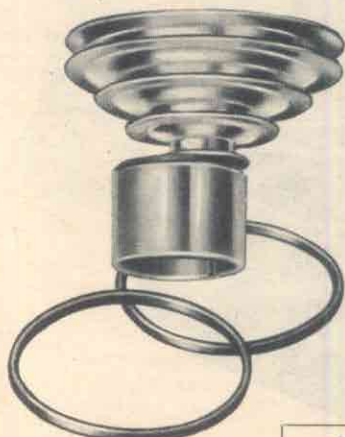
One jaw swivels, other has movable face. 6 1/2-in. cross feed travel (lower)... 5 1/2-in. traverse feed travel (upper). Upper slide is graduated 90° right or left.

Comes complete with wrench and bolts... ready for mounting on drill table.
99 M 2432K—Wt. 35 lbs.....\$55.99

8 CRAFTSMAN Rotary Table with cross slide. Use for layout, indexing... as rotary, milling table. For drill presses, milling machines, surface grinders, shapers. 8-in. table rotates 360°... 40:1 worm gear ratio. Rotary dial calibrated in 15-minute intervals. Dual cross feed 2 1/8 in. each side or 2 1/4 in. over-all. Dials in 1000ths. Removable jaw set 2 1/4 in. wide. 5 in. high.

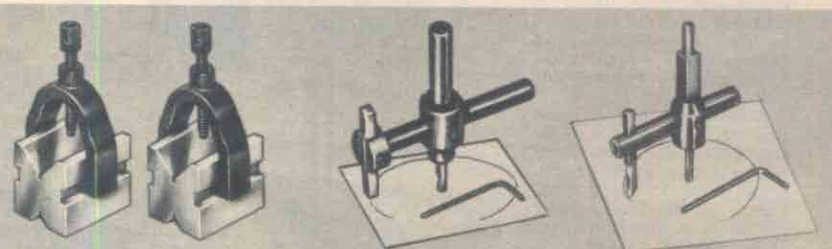
99 M 2496K—Shpg. wt. 37 lbs...\$79.99

CRAFTSMAN Cross Slide Milling Table. As above, but dual cross-feed arrangement instead of rotary feed.
99 M 2493K—Shpg. wt. 35 lbs...\$64.99



CRAFTSMAN Multi-speed Attachment
\$15.99

Slow spindle down to as low as 210 RPM... speed it up to as high as 9800 RPM. Get many added uses from your drill press with increased range of speeds. Fits drill presses 99M2450N and 99M2451N. (See page 35 of this catalog.) Also fits other drill presses with 2 or 2 3/8-inch diameter columns. Two V-belts.
Shpg. wt. 4 lbs. 5 oz.
9 M 2338.....\$15.99



CRAFTSMAN V-blocks and clamps. Two cast-iron V-blocks about 2x1 1/2x1 1/2 inches. Two malleable iron clamps. Hold rods up to 1 1/2-inch diameter. Hold round or irregular work on table.
9M40824—Wt. 2 lbs. 7 oz...\$6.29

CRAFTSMAN Heavy-duty Circle Cutter. 1/2-inch shank. Cuts holes 2 to 8-in. diam. in sheet steel, brass, wood, plastic. Removable high-speed steel bit. Setscrew wrench included.
9 M 3641—Wt. 1 lb.....\$4.99

CRAFTSMAN Circle Cutter. Combination square and 1/4-inch round shank. Cuts holes 3/8 to 4-inch diameter in brass, wood or plastic. High-speed steel cutting bit.
9 M 3644—Wt. 8 oz.....\$1.99

Adapter and Chucks

Adapter with Holding Collar

\$299



Use with 1/2-inch cutters shown at right. Fits drill presses 99M2450N, 99M2451N, and 99M2359N. (See page 35 of this Catalog.)

Also fits other makes of drill presses which have No. 33 Jacobs tapered spindle.

Adapter has 1/2-inch x 20 thread. Collar screws to drill press spindle.

Shipping weight 10 ounces.
9 M 2483.....\$2.99

Screw-on type Collet Chuck

1/4-inch **\$149**



Use with routing, dovetailing and carving bits. Fit any 1/2-inch x 20-thread spindle.

Can be used with 9M2483 adapter (above).

Shipping weight 3 ounces.
1/4-inch capacity.
9 M 2271.....\$1.49

1/2-inch capacity.
9 M 2269.....\$2.19

Collet Chuck with Holding Collar

\$219



Fits high-speed woodworking bits with 1/4 or 1/2-in. shank. 1/2-in. capacity with 1/2-in. bushing.

For drill presses with No. 33 Jacobs taper spindle. Screws into spindle.

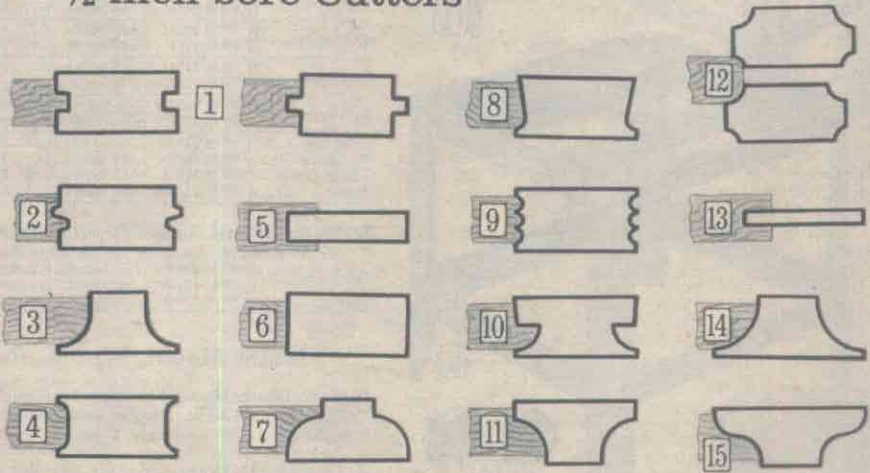
Shipping weight 11 ounces.
9 M 2467.....\$2.19

Equip your whole shop!

You can outfit an entire workshop (for both metal and woodworking) with Power Tools and Accessories from this catalog.

See index on page 59 for complete guide to other items for your home or industrial shop... automotive/service station.

You can make 15 Shaper Cuts on drill press or shaper with these 1/2-inch bore Cutters



Shaper Cutters \$279 to \$599

Made of special alloy steel... precision machined for professional quality work. All cutters 1 inch high with 1/2-inch bore except (13) 9M3287 which

is 1/2 inch high and (5) 9M3288, 1/2 inch high. For use with drill press, use with 9M2483 shown and described above at left.

Shaper Cutter Type	Catalog Number	Wt. oz.	Price
2-inch Diameter Shaper Cutters			
(1) 1/4-inch Tongue and Grooves Matched Set.....	9M3283	10	\$5.99
(2) Reversible Glue Joint.....	9M3284	6	2.99
(3) 1/2-inch Radius Base Shoe Molding or 1/2-inch Quarter Round.....	9M3285	6	2.99
(4) 1/4-inch Ease Edge (Screen Molding).....	9M3286	6	2.99
(5) 1/2-inch Groove.....	9M3288	5	2.79
(6) 1-inch Jointer.....	9M3289	7	2.99
(7) Drop Leaf Cove.....	9M3290	6	2.99
(8) Taper Edge.....	9M3292	6	2.99
(9) 3-bead 1/4-inch Molding.....	9M3293	6	2.99


Shaper Cutter Type	Catalog Number	Wt. oz.	Price
2-inch Diameter Shaper Cutters			
(10) Lip Cupboard Door or 1/2-inch Quarter Round.....	9M3294	6	\$2.99
(11) Drop Leaf Bead.....	9M3291	6	2.99
(12) 1/2 and 1/4-inch Radius Ease Edge or 1/4-inch Glass Bead.....	9M3295	6	2.99
(13) 1/4-inch Groove.....	9M3287	4	2.79
1/2-inch Diameter Shaper Cutters			
(14) 1/4-inch Quarter Round.....	9M3281	6	3.99
(15) 1/4-inch Ogee Molding.....	9M3282	6	3.99

You can equip your entire workshop with power tools from this book

5-piece Shaper Collar Set \$289

Mount beneath cutters to control depth of cut. Made of alloy steel for long service. Fit 1/2-inch spindle.

Shipping weight 6 ounces.
9 M 2367.....Set \$2.89



Kromedge Bits... Pilots for shaping with routers and drill presses

16 Bits for 9M2503 (page 10); Stanley, Porter, Cable, other routers and drill presses, 1/2-inch diameter shank. Grooves, rabbets and mortises.

Straight-face Router Bits. Shipping weight each 3 oz.
9 M 2552-1/4-inch \$1.49 9 M 2552-1/2-inch \$1.49
9 M 2552-3/8-inch 1.99 9 M 2552-1/2-inch 2.49

1 1/8-inch Stair-flute Bit.
9 M 2518—Shipping weight 3 ounces.....\$3.49

Veining Bits. Shipping weight each 2 ounces.
9 M 2559-1/4 inch...\$1.59 9 M 2559-3/4 inch...\$1.69
9 M 25593-1/2-inch size.....1.79

Carbide-tip, single-flute, straight-faced Bits. Shipping weight each 4 ounces.
9 M 25524-1/4-in...\$3.99 9 M 25525-3/8-in...\$4.49
9 M 25526-3/8-in...4.99 9 M 25527-1/2-in...5.99



17 Dovetail Cutter Bits. Shipping weight each 3 ounces.
9M2553-1/4-in...\$2.99 9M25531-3/4-in...\$3.99

18 V-groove or Chamfering Bit.
9 M 2557—Shipping weight 3 ounces.....\$3.99

19 1/2-in. Bead Bit. For 9M2589 (20) below.
9 M 2551—Shipping weight 3 ounces.....\$3.49

3/4-in. Bead Bit. For (20) below.
9 M 2554—Shipping weight 3 ounces.....\$3.49

1/2-in. Cove Bit. For (20) below.
9 M 25551—Shipping weight 4 ounces.....\$3.49

3/4-in. Cove Bit. For (20) below.
9 M 25552—Shipping weight 3 ounces.....\$3.49

20 2 Pilots with 1/4-in. x 28-thread Arbor. For 1/2, 3/4-in. bead; 1/2-inch, 3/4-inch cove bits.
9 M 2589—Shipping weight 3 ounces.....Set \$1.99




Sash and Door Cutting Kit \$449

21 For use with 99M2394N (page 42) or former shaper 99-2392.

Kit includes: Five spacer collars (3/8, 1/2, 5/16, 3/8 and 1 inch wide) with 1/2-inch bore and sash cutter blade. Also: Allen wrench; three recessed nuts (3/8x24, 1/2x20 and 3/8x16-in. Acme thread). For best results, use kit with adapter above, left (9M2483).
9 M 2407—Shipping weight 8 ounces.....Kit \$4.49

NO MONEY DOWN

on Sears Easy Terms
... see page 58



CRAFTSMAN Power Tool Benches

REG. U.S. PAT. OFF.

Get rigid, reliable support. Heavy-duty, bolted steel frames, with two steel cross-slide rails, bolts and instructions. Unassembled. For motor mount, wheel set and extra cross slide rails, see (3), (4), (5).

1 16 1/4 x 30-inch size. Adjusts 23 1/4 to 29 3/4 in. high.
99 M 10525K—Shipping weight 25 pounds. \$14.99

Fits these bench-type power tools	Power Tool Catalog Number	Extra V-belt needed (size)	Extra Cross Slide needed	Motor Mount needed
Band Saw	99 M 2455L	.45 inches	1	1
	99 M 2426L	.50 inches	1	1
Belt Sander	99 M 2236C	.37 inches	1	1
	99 M 2254L	.42 inches	1	1
Bench Saw	99 M 2424L	.40 inches	2	none
	99 M 2218L	included	none	none
Drill Press	99 M 2450N	included	none	none
	99 M 2359N	included	none	none
Hack Saw	99 M 2292N	.44 inches	1	1
Jig Saw	99 M 2072N	.54 inches	1	1
Jointer Planer	99 M 2186L	.43 inches	1	1
	99 M 2370N	.54 inches	1	1

2 26x26-inch size. Adjusts 22 or 25 1/4 in. high.
99 M 10425L—Shipping weight 46 pounds. \$19.99

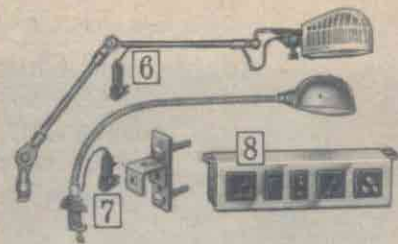
Bench Saw	99 M 2999N	included	none	none
Shaper	99 M 2218L	included	none	none
	99 M 2394N	included	none	none

Motor Mount, Wheels, Rails

3 Swivel Motor Mount. For power-tool bench (1) above. Keeps V-belt tight. Rugged steel construction.
9 M 2730—Shipping weight 1 pound 9 ounces. \$1.69

4 CRAFTSMAN Wheels. For (1), (2). Box of 2 rubber wheels. Makes moving of bench-mounted tools easy.
9 M 2244—Shipping weight 2 lbs. 4 oz. Box \$1.99

5 Extra Cross Slide Rails. For power-tool bench (1) above. Sturdy steel construction.
9 M 2729—Shipping weight 1 lb. 14 oz. Each \$1.49



Bench Accessories

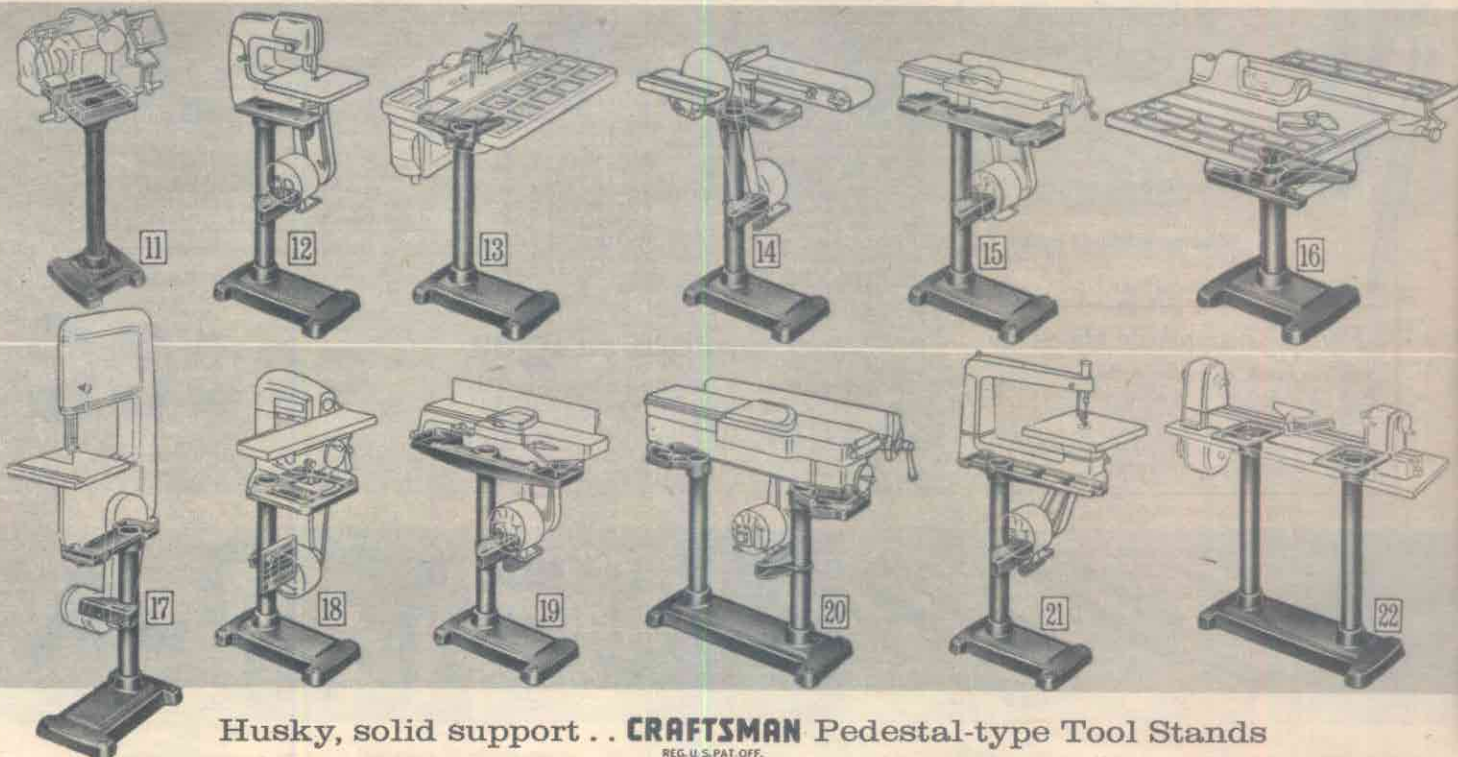
6 CRAFTSMAN Work Bench Lamp. 3-joint arm; 2 ball-and-socket joints, 1 swivel joint. Reflector has nylon protector. 36 in. long. 4 1/2-ft. cord. UL listed.
9 M 2504—Wt. 3 lbs. 7 oz. \$6.49

7 Bench Lamp. 18-in. flexible gooseneck. Also for walls. 6-ft. cord. UL listed.
9 M 2536—Shpg. wt. 3 lbs. \$4.49

8 CRAFTSMAN Power-Pak. For power-tool benches. Extruded aluminum. On-off toggle switch for 1-HP motor, 110-115-v, 15-amp. AC. Safety light tells power-pak is "in." 3-prong receptacle. 2 female outlets for 3-wire plug. UL listed.
9 M 2134—Shpg. wt. 1 lb. \$4.99

9 Sawhorse Brackets. Use nails. Hinged. Enameled steel. Use 2x4's (not incl.). Pkg. of 2. Wt. 2 lbs. 6 oz.
9 M 2887 Pkg. \$1.99

10 Heavy-duty Sawhorse Brackets. Need no nails, bolts. Steel, enamel finish. Use 2x4's (not incl.). Hinged for folding. Pkg. of 2. Wt. 5 lbs. 7 oz.
9 M 2849 Pkg. \$3.99



Husky, solid support... CRAFTSMAN Pedestal-type Tool Stands

REG. U.S. PAT. OFF.

Big, brawny strength... yet they take up much less space than "box-type" benches. When fitted with casters (at right), power tools can be moved easily around your shop.

Heavy cast-iron base gives maximum stability. Rigid steel column and cast-iron brackets keep tool absolutely level.

Motor mount fits snugly under the power tool or to the rear... forms one compact unit. Metal tool-stand guard (sold separately at right) provides added safety by housing the V-belt from motor to power tool. Perfect for the professional or home workshop.

CRAFTSMAN Pedestal-type Tool Stands				Tool Stand Guards	
Catalog Number	Fits Tool	Wt. lbs.	Price	Catalog Number	Shpg. wt. lbs. oz. Price
(11) 99M2964K	Grinders—99M1957K, 99M1958K, 99M1959K	34	\$18.99	None	
(12) 99M2223L	3-wheel Band Saw—99M2455L	49	25.99	99M2907	4 2 \$5.99
(13) 99M2225L	Wood Shaper—99M2394N	41	25.99	None	
(14) 99M2204L	6-inch Sander—99M2254L	49	27.99	99M2251	3 2 6.29
(15) 99M2959L	4 1/2-in. Jointer-Planer—99M2186L	55	27.99	99M2907	4 2 5.99
(16) 99M2228L	10-inch Bench Saw—99M2999N	60	29.99	None	
	9-inch Bench Saw—99M2218L			None	
(17) 99M2957L	2-wheel Band Saw—99M2426L	48	29.99	99M2907	4 2 5.99
(18) 99M2224L	Thickness Planer—99M2370N	54	25.99	None	
(19) 99M20687L	4 1/2-in. Jointer-Planer—99M2067N	55	28.99	99M29115	4 2 5.99
(20) 99M29602N	6 1/2-in. Jointer-Planer—99M2062N	71	39.99	99M29082	4 2 7.49
(21) 99M2958L	18-inch Jig Saw—99M2072N	53	24.99	99M29115	4 2 5.99
(22) 99M2249N	Wood Turning Lathes—99M2162L, 99M2388N	74	33.99	None	



Casters. For tool stands at left. Give your power tools, stands mobility and handling ease. Pkg. of 4 heavy-duty, easy-rolling steel casters. Threaded holes in stands for installing. Shpg. wt. pkg. 1 lb. 2 oz.
9 M 2819
Package \$4.99



CRAFTSMAN
REG. U.S. PAT. OFF.
Adhesives
For every purpose



Epoxy Cement
World's Strongest Glue
Only **69¢**

1 All-purpose White Glue. For almost all home uses. Repair furniture, toys, books, pottery. Build models, glue on photographs. Strong, dries clear. Plastic bottle; quart and gallon sizes have screw top.

Catalog No.	Size	Shpg. wt.	Each
9 M 80611	2 oz.	6 oz.	25c
9 M 80612	4 oz.	9 oz.	49c
9 M 80613	8 oz.	14 oz.	79c
9 M 80614	16 oz.	1 lb. 9 oz.	\$1.19
9 M 80615	Gal.	2 lbs. 10 oz.	2.19
99 M 80616C	Gal.	11 lbs.	4.99

2 Hide Glue. For cabinet making. Makes glue joints stronger than the wood itself! Also for fabrics, leather, porous materials. In convenient plastic bottle.

Catalog No.	Size	Shpg. wt.	Each
9 M 80621	1 oz.	4 oz.	29c
9 M 80622	4 oz.	9 oz.	59c
9 M 80623	8 oz.	14 oz.	89c

3 Casein Glue. For wood, porous materials. Resists moisture... may be used outdoors or in humid areas. Sets at low temperatures. 12-oz. can. Shpg. wt. 1 lb. 2 oz.

9 M 8063.....Each 79c

4 Contact Cement. Bonds on contact... no clamps needed. Bonds plastic laminates on tables, sinks, etc. For both porous and non-porous materials. Comes in can.

Catalog No.	Size	Shpg. wt.	Each
9 M 80651	4 oz.	8 oz.	49c
9 M 80652	16 oz.	1 lb. 4 oz.	\$1.29
9 M 80653	Qt.	2 lbs. 5 oz.	2.19
99 M 80654C	Gal.	8 lbs.	6.49

5 Plastic Resin Glue. For furniture, veneering, cabinet-making... almost all wood gluing. Highly water-resistant for use in humid areas. Won't stain. In can.

Catalog No.	Size	Shpg. wt.	Each
9 M 80661	2½ oz.	9 oz.	39c
9 M 80662	5 oz.	10 oz.	59c
9 M 80663	12 oz.	1 lb. 2 oz.	89c

6 Waterproof Wood Glue. Completely water-and-weather-proof. Bonds all porous materials. Fine for boats, outdoor furniture.

¼-pint can. Shpg. wt. 14 oz.
9 M 80641.....Each \$1.09
1-pint can. Shpg. wt. 2 lbs. 4 oz.
9 M 80642.....Each \$2.99

7 Plastic Rubber. Vulcanizes and waterproofs without use of heat. In putty form... molds into any shape. For waterproofing, insulating, caulking, etc. Stays elastic. 4-ounce tube.

Shipping weight 10 ounces.
9 M 8067.....Each 69c

8 Plastic Aluminum. It solders, seals, patches. No tools, heat, or flame are needed. For metal, wood, leather, plastics, concrete. 5½-oz. tube.

9 M 8069—Wt. 10 oz. Each 75c

9 Vinyl Household Cement. Vinyl base. For mending vinyl plastics, china, glass, ceramics, cloth, paper and leather. Waterproof, clear. 2-oz. tube.

9 M 8068—Wt. 5 oz. Each 49c

10 Styrene Cement. A clear, waterproof liquid vinyl. Weld model cars, planes, ships, other polystyrene-plastic items. Sets in 5 to 15 minutes. In ½-oz. tube. Shipping weight 3 oz.

9 M 8050.....Each 19c

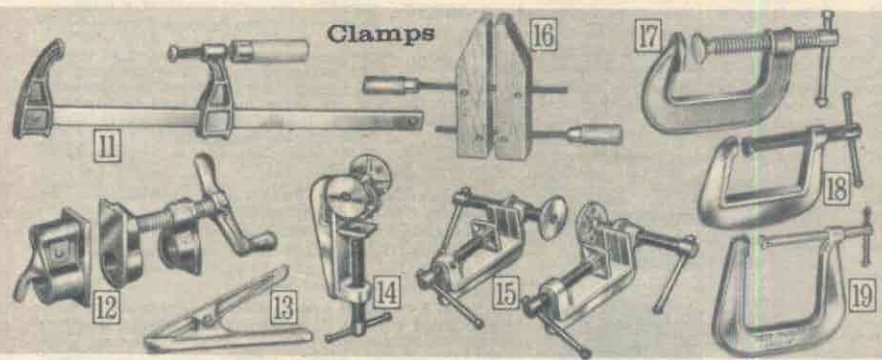
Hard to believe but true. Actually makes a bond that's many times stronger than most materials you glue! Excellent for metals, other non-porous materials which have been so hard to glue in the past—tools, plumbing, china, porcelain, glass. Perfect for wood, all porous materials, most plastics. Not affected by water, acids, alkalies. Won't shrink. Includes one tube resin, one tube hardening agent. 1 fluid ounce total.

Filled Epoxy Cement. Patch holes in cars, boats, shop equipment... hard plastics, tile, etc. Same qualities as above. Sand, drill, machine or file patch. 10-oz. can: 1 side resin, other hardener.

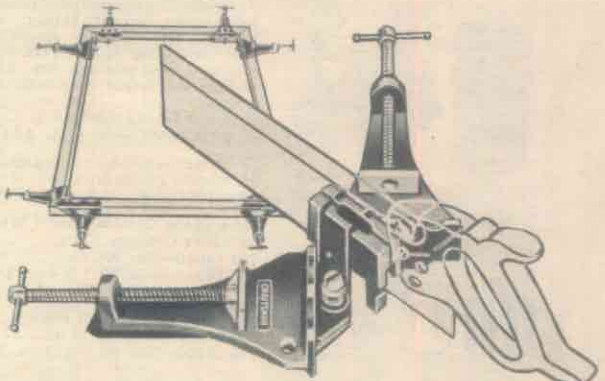


9 M 8060—Wt. 1 lb. \$1.49

Type of adhesive	Epoxy Resin Glue	White Glue	Hide Glue	Casein Glue	Contact Cement	Plastic Resin	Waterproof Wood Glue	Plastic Rubber	Plastic Aluminum	Vinyl Household Cement	Styrene Cement
Advantages:	Strongest glue known. Solvent-proof. Bonds—fills.	Sets fast, dries clear. Bonds porous materials.	Extremely strong wood glue. Comes ready to use.	Bonds at low temperatures. Easy to use.	Bonds on contact. No clamps necessary.	Resists moisture. Non-staining. Easy to use.	Completely waterproofs. Best for exterior use.	Elastic rubber in easy-to-use putty form.	Metal in putty form. Bonds, fills at same time.	Clear, dries fast, stays flexible. Waterproof.	Clear, dries fast, waterproof. Easy to use.
Use for:	Any type of metal, porous materials, most plastics.	Wood, porous materials. Household repairs.	Furniture, cabinets, wood-to-wood bonds.	Woodwork, if moisture is problem. Oily woods.	Plastic laminates, wall panels, metal foils.	Woodwork, if moisture is problem.	Anything exposed to prolonged soaking.	Vulcanize, waterproof, caulk, repair rubber.	Solder, seal, repair gutters, most metal items.	Most light gluing jobs. Bonds all vinyl plastic.	Polystyrene plastic... model cars, planes, etc.



Make screens, sashes, picture frames with perfect 90° corners



11 Light-service Bar Clamp. Bar length 24 in. Jaw depth 2½ in., grips bar at any point.

99 M 6665C—Shipping wt. 3 lbs. Each \$3.19

12 Gluing Clamp. Pipe cap fits ¾-in. diameter threaded pipe (pipe not incl.). Jaw face 1½ x 1½ in. 2-piece set.

9 M 6674—Shpg. wt. 3 lbs. 3 oz. Set \$2.99

13 Spring Clamps. Heavy gauge steel.

Cat. No.	Opens	Length	Shpg. wt.	Each
9 M 66691	1 inch	4 inches	4 ounces	39c
9 M 66692	2 inches	6 inches	9 ounces	59c
9 M 66693	3 inches	9 inches	15 ounces	99c

14 CRAFTSMAN Center Support. Used with clamps (15) below holds work piece on either side.

9 M 66607—Shipping weight 10 oz. Each \$1.00

15 CRAFTSMAN Gluing Clamps. Holds work piece up to 6 ft. long. Mount on bench up to 2 in. thick or 2x2-in. board. Aluminum alloy. 1½x2½x½ in.

9 M 6660—Set of 2. Wt. 1 lb. 3 oz. Set \$1.99

16 CRAFTSMAN Adjustable Gluing Clamps. Jaws made of select maple hardwood.

Opening 4 inches.
9 M 66634—Shpg. wt. 2 lbs. 2 oz. Each \$3.69
Opening to 7 inches.
9 M 66637—Shpg. wt. 3 lbs. 6 oz. Each \$4.59
Opening to 10 inches.
9 M 66639—Shpg. wt. 5 lbs. 2 oz. Each \$5.79

17 Standard Malleable-iron "C" Clamp. Plated steel screw; sliding handle.

Catalog Number	Opens to	Throat Depth	Shpg. wt. lbs. oz.	Price each
9M66671	1 inch	1 inch	4	29c
9M66672	2 inches	1½ inches	7	49c
9M66673	3 inches	1¾ inches	15	89c
9M66674	4 inches	2 inches	2 2	\$1.49
9M66675	5 inches	2½ inches	2 8	1.99
9M66676	6 inches	2¾ inches	2 14	2.29
9M66678	8 inches	3½ inches	4 6	3.69

18 Aluminum-alloy "C" Clamp. Won't rust or warp... designed for extra-long life. Very light and strong. Steel screw. Sliding handle.

Cat. No.	Opens to	Shpg. wt.	Each
9 M 66701	1 inch	3 ounces	49c
9 M 66702	2 inches	5 ounces	69c
9 M 66703	3 inches	10 ounces	\$1.09
9 M 66704	4 inches	13 ounces	1.59

19 Deep-throat "C" Clamps. Frame made of pearlitic iron... 20% stronger than malleable iron!

Opening to 1 in. Throat 3 in. deep.
9 M 66681—Shpg. wt. 9 oz. Each 49c
Opening to 2½ in. Throat 4½ in. deep.
9 M 66682—Wt. 1 lb. 8 oz. Each \$1.39
Opening to 4 in. Throat 5 in. deep.
9 M 66684—Wt. 2 lbs. 11 oz. Each \$2.69

Complete Set **\$5.99**

All you do is mark frame size you want, then clamp and cut. Miter-box corner clamp holds frame pieces up to 3 in. wide, guides saw for exact 45° angles. No gaps... corners fit perfectly to make gluing, nailing, stapling easy. Use any back saw or hand saw... guides adjust to width of blade. Full set of 3 corner clamps and one miter-box corner clamp made of aluminum alloy. Miter-box corner clamp can be fastened to table or work-bench. Clamps also sold separately below.



9 M 66614—Shpg. wt. 2 lbs. 13 oz. Complete Set \$5.99

CRAFTSMAN 45° Miter-box Corner Clamp only.
9 M 6661—Shipping weight 1 pound 2 ounces. \$1.99

Corner Clamp only. Three of these corner clamps are needed for use with miter-box clamp above.
9 M 6666—Shipping weight 12 ounces... Each \$1.39

Sears GEM-MAKING EQUIPMENT is built to professional standards

LAPIDARY (Gem Making)



\$9999 NO MONEY DOWN
cash

Do all operations from cutting to final polishing without changing wheels on this 6-INCH LAPIDARY OUTFIT

1 A precision-built professional-quality outfit. Permanently lubricated ball bearings. 9 $\frac{3}{4}$ x10 $\frac{3}{4}$ -inch table with coolant well in base. Rock vise will handle up to 3x3-inch piece; is drawn into blade by spring. Body and base all cast aluminum. 1-inch precision-ground shaft assures exceptional accuracy. 12x26x12 in. high. Will take up to 8-inch blade. With 6-inch diamond blade, two 6x1-inch grinding wheels, 6-inch sanding-polishing disc, four 6-inch sanding discs, belt, pulleys, instructions, basic kit of supplies. Use $\frac{1}{2}$ -HP 1725-RPM motor (not included; see page 18).
99 M 1420L—Shipping weight 45 pounds.....\$99.99

2 Deluxe 10-inch Outfit. Our finest. Multi-speed—provides best speed for every operation. Saw and grinding units operate with separate motors for versatility. Performs all operations without changing wheels. Permanently lubricated ball bearings. Cast aluminum body and table. 10-inch diamond blade, two 8x1 $\frac{1}{2}$ -inch grinding wheels, 8x1-inch hard felt wheel, 8x3-inch cushioned drum sander, 8-inch lap and sanding discs, pulleys, belt and basic kit of supplies. (Motors not included; use $\frac{1}{2}$ HP 1725 RPM; see page 18.) Size of steel stand 20x48x31 inches high.

With stand,
F9 M 1421N—Shpg. wt. 198 lbs.....\$239.95
Without stand,
F9 M 14215N—Shpg. wt. 160 lbs.....\$219.95

3 Portable Tumbler. A beauty! Solid high-impact styrene plastic drum... quieter... longer lasting. Removable lid for easy inspection. Holds 5 lbs. stones. 14 $\frac{1}{2}$ x6-in. steel base. Enclosed fan-cooled motor (35 RPM; 110-120-v, 60-c AC). UL approved.
9 M 14245—Shpg. wt. 9 lbs. 10 oz.....\$27.99

3 Extra Drums for above. With grit labels.
9 M 14247—Shpg. wt. 2 lbs. 10 oz., Pkg. \$7.99

4 Portable Polisher-Grinder. Superb new design. Adjustable coolant nozzle. Transparent guard. Rubber mounts. Ball-bearing motor (1725 RPM; 110-120-volt, 60-cycle AC). Grinding wheel, 4 sanding discs, polishing pad, back-up plate, cement, 3 dop sticks, dop wax. UL approved.
99 M 1411K—Shpg. wt. 21 lbs.....\$39.99

Economy Outfits

Gem making is a fascinating hobby for fun or profit. You can create beautiful gems for use in jewelry or for gem displays.

Both economy sets have these features—You can saw, grind, shape and polish by changing wheels. Cast-aluminum alloy housing. Anti-splash rim. Self-lubricated bronze bearings. Iron weights control feeding speed. Lubrication cup can be moved around rim.


Both sets include—super-charged diamond wheel, silicon carbide grinding wheel, cast-iron lap wheel, felt polishing wheel, silicon carbide scratch wheel, 4 oz. No. 100 and 4 oz. No. 220 grinding compounds, 3 oz. polishing compound, 3 brushes, 6 dop sticks, dop stick cement, soluble oil, semi-precious stones, instructions. Use $\frac{1}{2}$ -HP 1725-RPM motor, 2-inch motor pulley, 23 to 48-inch V-belt (not included).

5 6-inch Set. All wheels 6 in.
99 M 1400C—Wt. 18 lbs.....\$41.99

6 10-inch Set. 10-in. cutting and lap wheels; others 8 in.
99 M 1401L—Wt. 40 lbs.....\$79.99

Extra Silicon Carbide Scratch Wheels for above two sets. 220 gr.
9 M 14060—6-in. Wt. 8 oz.....\$1.19
9 M 14061—8-in. Wt. 1 lb. 4 oz.....\$1.19

Extra Polishing Wheels for above two sets. Felt on plywood discs.
9 M 14100—6-in. Wt. 10 oz.....\$1.89
9 M 14101—8-in. Wt. 1 lb. 4 oz. 2.49



7-8 Trim Saws. Ball bearings. Belt, pulley. Blade not included—No. 7 takes 5 or 6-in.; No. 8 takes up to 10-in. Use $\frac{1}{4}$ -HP 1725-RPM motor (not included).

7 6-inch Saw. 9x11-inch table. Vise.
F9 M 1422K—Shipping weight 23 pounds.....\$29.99

8 Heavy-duty 10-inch Saw. 12x18-inch table. Vision guard. Self-feed weight and cable. Vise.
F9 M 1423L—Shipping weight 34 pounds.....\$59.99

9 Heavy-duty Tumbler. Big and rugged... the type used by professionals. Rubber-lined steel drum with 25-pound capacity. With belt, pulley, polishing supplies. Use $\frac{1}{2}$ -HP 1725-RPM motor (not incl.).
F9 M 1424N—Shipping weight 71 pounds.....\$82.99

10 Stone Identity Card. Interesting assortment of 48 stones (24 rough, 24 polished) mounted on card so you can see rough and finished product. Helps identify types and locations of origin.
9 M 14439—Shipping weight 7 ounces \$1.99

11 Rough Tumbled Stones. 200 to 240 stones ready for final tumbling and polishing. Easy to finish into beautiful stones. Save many hours of tumbling. $\frac{1}{2}$ to 1 in. Agates, rose quartz, tiger's eye, petrified wood, etc.
9 M 14432—Shpg. wt. 1 lb. 5 oz. Pkg. \$5.49

12 Aluminum Rock Scoop. Rubber grip. Tubular aluminum handle. Cast-aluminum scoop. 36 in. long.
99 M 14242C—Shipping weight 2 pounds.....\$3.49

13 Rock Pick. Forged steel head and handle; polished. Comfortable rubber grip. 16-oz. size head.
9 M 3819—Shipping weight 2 pounds.....\$4.49

14 Set of 3 Templates and Steel Scriber. For marking rocks to guide cutting. 63 holes—various shapes to match jewelry mountings. Vinyl plastic, 6x9 $\frac{1}{2}$ in.
9 M 14202—Shipping weight 7 ounces.....Set \$3.49

15 Set of 2 Rock Pouches. Heavy brown canvas duck. Steel eyelets with draw card. 14x20-in. with 1 leather handle; 20x22-in. with 2 leather handles.
9 M 14246—Shipping weight 1 pound 9 ounces.....Set \$5.99

Top-quality Accessories, Supplies for use with gem making equipment

Soluble Oil. For use as coolant when sawing. 1-pint can.
9 M 1429—Shpg. wt. 1 lb. 12 oz. Pint 79c

Polishing Compounds. Top professional quality. 1-pound package. Shipping weight 1 lb. 5 oz.
9M14030—Levigated Alumina Pkg. \$1.09
9M14031—Chrome Oxide... Pkg. 1.29
9M14032—Airfloat Tripol... Pkg. 1.09
9M14033—Rouge... Pkg. 79c
9M14034—Tin Oxide... Pkg. 2.69
9M14035—Cerium Oxide... Pkg. 3.79

Rock-hard Felt Polishing Wheels. With 1-inch center hole... bushing will be furnished for $\frac{3}{4}$, $\frac{3}{8}$, $\frac{1}{2}$ or $\frac{1}{4}$ -in. if requested. *State bushing wanted.*
9M14102F—6x1 in. Wt. 1 lb. 2 oz. \$5.99
9M14103F—8x1 in. Wt. 2 lbs. 2 oz. 10.49
9M14104F—8x1 $\frac{1}{2}$ in. Wt. 2 lbs. 10 oz. 13.99
9M14105F—10x1 $\frac{1}{2}$ in. Wt. 4 lbs. 2 oz. 22.99

Col. No.	Size	Grit	Shpg. wt.	Each
9 M 64000F	6x1 in.	100	2 lbs. 9 oz.	\$3.99
9 M 64001F	6x1 in.	220	2 lbs. 9 oz.	3.99
9 M 64002F	8x1 in.	100	4 lbs. 8 oz.	5.49
9 M 64003F	8x1 in.	220	4 lbs. 8 oz.	5.49
9 M 64004F	8x1 $\frac{1}{2}$ in.	100	6 lbs. 8 oz.	7.49
9 M 64005F	8x1 $\frac{1}{2}$ in.	220	6 lbs. 8 oz.	7.49
9 M 64006F	10x1 $\frac{1}{2}$ in.	100	10 lbs.....	9.99
9 M 64007F	10x1 $\frac{1}{2}$ in.	220	10 lbs.....	9.99

Silicon Carb. Grinding Compound. 5-lb. pkg.
9 M 14411—60-grit. Wt. 5 lbs. 10 oz. Pkg. \$3.79
9 M 14412—80-grit. Wt. 5 lbs. 10 oz. Pkg. 3.79
9 M 14413—120-grit. Wt. 5 lbs. 10 oz. Pkg. 3.79
9 M 14414—220-grit. Wt. 5 lbs. 10 oz. Pkg. 3.79
9 M 14415—400-grit. Wt. 5 lbs. 10 oz. Pkg. 5.99

Silicon Carbide Sanding Cloth Rolls. Use wet or dry. 3 in. wide. 15 ft. long.
9 M 64010—220-grit. Shpg. wt. 11 oz.....\$3.49
9 M 64011—400-grit. Shpg. wt. 11 oz..... 3.49

Silicon Carbide Sanding Cloth Discs. Use wet or dry. $\frac{3}{4}$ -inch hole. Pkg. of 3.
9M64020—6-in.220-grit.Wt.4oz.Pkg. 79c
9M64021—6-in.400-grit.Wt.4oz.Pkg. 79c
9M64022—8-in.220-grit.Wt.6oz.Pkg. \$1.49
9M64023—8-in.400-grit.Wt.6oz.Pkg. 1.49

Dop Cement. 5 oz. with 6 dop sticks.
9 M 1442—Shpg. wt. 10 oz.....Kit \$1.29

Supercharged Diamond Blades. More diamond chips for extra speed and accuracy. 5-in. size has $\frac{1}{2}$ -in. bore; other sizes $\frac{3}{8}$ -in. bore bushed to $\frac{1}{2}$ in. Use with soluble oil at left.

Catalog Number	Diam. in.	Thick. in.	Shipping weight	Each
9 M 14184	5	.025	10 oz.	\$ 9.99
9 M 14180	6	.032	11 oz.	10.49
9 M 14181	8	.032	14 oz.	15.99
9 M 14182	10	.032	1 lb. 4 oz.	17.99
9 M 14183	12	.040	1 lb. 12 oz.	28.99


Select Stones

Beautiful Cabochon Assortment. Cut and polished, ready to be set. 15 round-top stones (oval and round).
9 M 14401—Shpg. wt. 10 oz. Pkg. \$4.99

Ready-ringed Polished Stones. 12 varieties. With end rings ready for chains, bracelets, etc. With assorted jump rings and clasps.
9 M 14402—Shpg. wt. 4 oz., Pkg. \$4.49

High-tumbled Polished Stones. Approximately 100 to 120 stones. 15 varieties $\frac{3}{8}$ to $\frac{1}{2}$ in. Top quality.
9 M 14403—Shpg. wt. 10 oz., Pkg. \$5.49

Stones for cutting and polishing
3-lb. Quartz Assortment. From Brazil.
9 M 14404—Wt. 3 lbs. 12 oz. Pkg. \$5.49
3-lb. Agate Assortment.
9 M 14405—Wt. 3 lbs. 12 oz. Pkg. \$5.49
Assorted Stones. Shipping weights 1 lb. 7 oz. and 26 lbs.
9 M 1443—1 lb. pkg..... Pkg. \$2.29
F9 M 14431K—25 lb. pkg..... Pkg. 9.99



Keep tools and power tool accessories handy . . . Protect equipment from damage

Perforated Board and Metal Fixtures will convert your walls or doors into useful storage space

Use these handy metal fixtures to mount all your tools on perforated board. Put wasted space to use. Find what you want when you want it—right on the wall. Keep work areas clear. Keep your tools neatly arranged. Protect the keen edges of saws and other cutting tools.

The panels are perforated to hold the hanging fixtures listed below. Install them anywhere . . . in closet, garage, kitchen or workshop.

Catalog Number	Description	Size	Quantity	Shipping weight	Price
(1) 9 M 7531	Hooks, Straight	Small—1 inch	Pkg. of 10	5 oz.	Pkg. 29c
(2) 9 M 7532	Hooks, Straight	Medium—1½ in.	Pkg. of 8	6 oz.	Pkg. 29c
(3) 9 M 7533	Hooks, Straight	Large—2 inch	Pkg. of 3	4 oz.	Pkg. 29c
(4) 9 M 7534	Loops	Small	Pkg. of 10	6 oz.	Pkg. 29c
(5) 9 M 7535	Loops	Medium	Pkg. of 9	6 oz.	Pkg. 29c
(6) 9 M 7536	Loops	Large	Pkg. of 6	6 oz.	Pkg. 29c
(7) 9 M 7537	Loops	Extra Large	Pkg. of 6	6 oz.	Pkg. 29c
(8) 9 M 7544	Straight Single Hook	6 inch	1 only	3 oz.	Ea. 10c
(9) 9 M 7545	Straight Single Hook	4 inch	1 only	3 oz.	Ea. 9c
(10) 9 M 7550	Straight Double Hook	1½ x 2 in.	1 only	3 oz.	Ea. 10c
(11) 9 M 7551	Straight Double Hook	1½ x 4 in.	1 only	4 oz.	Ea. 10c
(12) 9 M 7542	Curved Double Hook	3 inch	1 only	3 oz.	Ea. 10c
(13) 9 M 7543	Curved Double Hook	4½ inch	1 only	3 oz.	Ea. 10c
(14) 9 M 7540	Shelf Bracket	8 inch	1 only	3 oz.	Ea. 15c
(15) 9 M 7541	Shelf Bracket	6 inch	1 only	3 oz.	Ea. 15c
(16) 9 M 7549	Shelf Support	4½ inch	1 only	7 oz.	Ea. 10c
(17) 9 M 7548	Metal Shelf	3x6 in.	1 only	7 oz.	Ea. 39c
(18) 9 M 7546	Hang Bar	2½ x 6 inch	1 only	3 oz.	Ea. 15c
(19) 9 M 7553	Plier Holder		1 only	2 oz.	Ea. 5c
(20) 9 M 7557	Single Tool Holders	1 large; 2 small	Pkg. of 3	5 oz.	Pkg. 29c
(21) 9 M 7547	6-hole Tool Holder		1 only	7 oz.	Ea. 49c
(22) 9 M 7558	Spring Clips	Small	Pkg. of 2	5 oz.	Pkg. 29c
(23) 9 M 7560	Spring Clips	Medium	Pkg. of 2	5 oz.	Pkg. 29c
(24) 9 M 7559	Spring Clips	Large	Pkg. of 2	5 oz.	Pkg. 29c

Hook Assortments . . . Perforated Panels . . . Mounting Hardware

De luxe Self-locking Hook Assortment, 30 pieces including a 6-tool holder, 8 straight hooks, 11 loops, 4 single tool holders, 1 small and 1 medium plier holder, 4 double hooks. Also mounting screws and spacers.

9 M 7563—Wt. 1 lb. 4 oz. . . Kit \$1.99

Starter-kit Self-locking Hook Assortment, 19 pieces. Straight, curved and all-purpose hooks; tool holders; mounting screws; spacers.

9 M 7556—Wt. 8 oz. Kit 79c

Tempered hardboard Perforated Panel, ½ inch thick; holes 1 inch apart. 2x4 ft. For mounting hardware, see 9 M 7538 below.

99 M 75523L—Shpg. wt. 7 lbs. \$1.29

Standard Perforated Panel, 2x4 feet. ½ inch thick.

99 M 7561L—Shpg. wt. 6 lbs. . . 69c

Mounting Hardware Set. For mounting panels on wall. 6 each of screws, spacers and anchors.

9 M 7538—Shpg. wt. 3 oz. . . Set 29c



Craftsman Instruction Manuals give you dozens of new ideas for using your power tools

25 "Power Tools and how to use them." 192 pages. Includes 1100 illustrations which cover 900 operations. 9 M 2912—Wt. 11 oz. . \$1.59

26 "The Drill Press." 32 pages. 200 illustrations cover over 100 operations. 9 M 2921—Shpg. wt. 2 oz. . . 39c

27 "The Circular Saw." 32 pages. over 215 illustrations. Describes use of bench, electric hand, swing, builders' and radial saws; instructions for making 30 wood joints. 9 M 2926—Shpg. wt. 2 oz. . . 39c

28 "The Jig Saw and Band Saw." 40 Contains 32 pages with more than 160 illustrations. Describes many short-cuts in the efficient operation of jig saws and band saws. 9 M 2919—Shpg. wt. 2 oz. . . 39c

29 "The Jointer, Shaper and Thickness Planer" Instruction Book. A complete manual of operation. 32 pages, over 200 illustrations. Describes over 100 operations. 9 M 2916—Shpg. wt. 2 oz. 39c

30 "The Wood Lathe." 32 fully illustrated pages. Describes more than 150 wood-turning operations. Tells how to mount attachments. Contains 230 illustrations. 9 M 2920—Shpg. wt. 2 oz. 39c

31 "How to Sharpen" Manual. Shows how to give almost any cutting tool a keen edge. Contains 32 informative pages with more than 200 illustrations. 9 M 2924—Wt. 2 oz. . . . 39c

32 "Arc Weld It Yourself" Manual. Step-by-step instructions. Tells how to make repairs, build new equipment. 36 pages. 165 illustrations. 9 M 2025—Wt. 6 oz. . . . 79c

33 "Metal Lathe Manual. 258 pages of practical metal lathe operations (includes machinists' tables). Illustrations. 9 M 2925—Wt. 1 lb. 4 oz. \$2.50

34 "The Oxy-Acetylene Welder's Handbook." Practical manual for both beginners and experienced welders. Shows how to weld, cut and braze. 273 pages, many with illustrations. 9 M 5411—Shpg. wt. 10 oz. \$3.69

You can equip a complete POWER TOOL SHOP for no money down . . . see page 58



CRAFTSMAN
REG. U.S. PAT. OFF.
Belt and Disc Sander

\$64⁹⁹

Without motor, pulley, V-belt, guard or stand

SPECIFICATIONS

- Width of belt..... 6 inches
- Circumference of belt. 48 inches
- Sanding belt table..... 6½x17½ inches
- Sanding disc table. 6¼x12 inches
- Diameter sanding disc. 9 in.
- Bearings. 3 sets, sealed ball
- Drum diameter..... 3 inches
- Machine pulley (included with unit)..... 2½ inches
- Motor pulley (not included with unit)..... 2 inches
- Motor recommended..... ½-HP, 3450 RPM
- Over-all size... 10¼x18x28¾ in.
- Mounting dimensions (center to center of bolt holes) . . 10¾ inches

Sands flat or curved surfaces. Belt sander for large, flat surfaces . . end drums for curved, irregular work . . disc sander for end grain and small work. Over 100-sq. in. work surface *plus*: 2 sealed ball-bearings on drive shaft; double row of sealed ball-bearings integral with idler shaft; drive roller, V-pulley keyed to drive shaft . . prevents slipping; easy-to-reach knobs adjust belt tension without locking.

Work table tilts from 0° to 45°. No gouging of long work . . drive and idler roller slightly lower than belt table. Fence adjusts 90° to 45°. Heavy cast-iron frame. Without motor, pulley, belt, guard or stand.
99 M 2254L—Shipping weight 64 pounds..... \$64.99

With ½-HP, 3450-RPM motor, 115-230-volt, 60-cycle AC, ½x40-inch V-belt, 2-inch motor pulley. Stand and belt guard not included. *For listings, see at right.*
99 M 22545L2—Shipping weight 87 pounds. . \$94.99

Pedestal Stand. Heavy cast iron. Caster holes, brackets, motor mount, bolts. Casters on page 38. Wt. 49 lbs.
99 M 2204L \$27.99

Belt Guard. For stand above. Steel construction.
Wt. 3 lbs. 2 oz.
9 M 2251..... \$6.29

Karbo-Grit Disc. 9-in. 1 side coarse, other med. grit.
Wt. 4 lbs. 2 oz.
9 M 3013..... \$7.79



CRAFTSMAN
REG. U.S. PAT. OFF.
High-speed Wood Shaper

\$82⁹⁹

Without motor or stand

SPECIFICATIONS

- Cutter height capacity. 2½ in.
- Cutter bore..... ½ inch
- Bearings. . . 2 sets, sealed ball
- Table height (stationary) 8½ inches above base
- Miter gauge slot. ¾ in. x ¾ in.
- Length of fence. 18¾ to 21 in.
- Spindle diameter. ½-inch ends ¼-inch center
- Spindle thread. ½ in. x 16 Acme
- Spindle adjustment. . . ⅞ inch
- Spindle speed recommended 9,000 RPM.
- Machine pulley (included). 2 in.
- Motor pulley (incl.). 4¾ in. flat
- V-belt (included) . . ½x33 inches
- Motor recommended (minimum) . . ½ HP, 3450 RPM
- Mounting dimensions. . . 3 holes; 2 rear are 11½ in., front is 9½ in.
- Height 11½ in.; width 27 in.; Depth less motor guard 19 in.

FEATURES: (1) Extra-big 27x19-inch polished, ground semi-steel table; (2) Fence adjusts either side in or out without loosening; (3) Control for spindle height adjustment easy to reach in all positions. Legs etc. won't interfere. (4) Floating upper bearings for greater accuracy . . 2 sets of permanently lubricated sealed radial bearings; (5) Critical parts machined for reliability at high speeds; (6) Built-in guard encloses belt, motor pulley for safety; (7) Collars, nuts, washers hardened to prevent burring; (8) Greater spindle diam. between bearings prevents whip, vibration. Spring hold-downs. Solid-type spindle turns either direction. 3 spindle collars. Without motor, stand.
99 M 2394N—Shipping weight 94 pounds..... \$82.99

With ½-HP 3450-RPM ball-bearing capacitor motor, 115-230-v, 60-c AC.
99 M 23945N2—Shipping weight 116 pounds..... \$110.95

Pedestal Stand for above. 33½ in. high. 2¾-in. diam. steel column. Cast iron base. 4 holes for casters in base. See page 38 for casters.
99 M 2225L—Shipping weight 41 pounds..... \$25.99


4-inch Belt Sander

Sand flat work with belt . . work irregular pieces with end drums. Can be used for sanding either wood or metal. Cast semi-steel body and table. Three-point mounting. Medium grit aluminum oxide belt is easy to align because it can be adjusted from both sides. Includes easily adjustable fence to help guide work. For sanding belts, see page 23.

Specifications: Width of belt 4 in. Circumference of belt 36 in. Sanding belt table surface 4¾x12 in. Self-lubricating porous bronze bearings. Diameter of drum 2½ in. 2-inch machine pulley included. Motor pulley not included. ½-HP 1725-RPM motor recommended. Over-all dimensions 6¼x9x16½ inches. Without motor, motor pulley or V-belt.
99 M 2236C—Shipping weight 20 pounds..... \$19.99

Belt Sander with ½-HP 1725-RPM motor. 110-120-volt, 60-cycle AC. ½x40-inch V-belt, 2-inch motor pulley and 8-foot cord.
99 M 22365C2—Shipping weight 39 pounds..... \$34.99

NO MONEY DOWN See details on page 58



\$19⁹⁹

Without motor, motor pulley or V-belt

1 \$14.99

2 \$28.99



SPECIFICATIONS

	1 9 M 2478	2 99 M 2571C
• Depth of throat.....	10 inches	15 inches
• Depth of cut.....	1 inch max. soft wood	1½ inches
• Blade chuck.....	stationary type	rotates 90° left, right
• Table size.....	6½x8½ inches	10x10 inches
• Motor (built in).....	magnetic type, 110-120-volt, 60-cycle AC	reciprocating type, 110-120-volt, 60-cycle AC
• High speed stroke.....	7200 per minute	7200 per minute
• Bearings.....	steel torsion	steel torsion
• Blades.....	4-in. pin end (2 included)	5-in. pin end (4 included)
• Dimensions.....	height 7¾ inches; width 6¾ in.; length 14¾ in.	height 11¾ in.; width 10¼ in.; length 21¼ in.

CRAFTSMAN

REG. U.S. PAT. OFF.

18-in. Belt-driven Jig Saw

Just remove arm to use it as a sabre saw!

\$52.99

Without motor, motor pulley or V-belt



SPECIFICATIONS

- Depth of throat..... 18 in.
- Table size..... 12x12 in.
- Sawdust blower..... built in
- Stroke..... 1 inch
- Machine pulley (incl.)..... 4 in.
- Motor recommended (minimum)..... ½-HP, 1725 RPM
- Mounting dimensions (three-point)..... 5¼x22¼ in.
- Over-all dimensions..... height 18 in.; width 12 in.; length 29 in.
- Depth of cut (max.)..... 2 in.
- Bearings..... porous bronze
- Blade..... 6-inch plain end
- Spindle speed approx. 875 RPM
- Motor pulley (not incl.)..... 2 in.

Enclosed motors for safe and quiet operation

10-inch Hobby Jig Saw
Ideal for beginners

1 So simple to use, a child can operate it. Exceptionally safe... it's almost impossible to get even a tiny scratch because stroke is so short and fast.

Rapid strokes of this well-made, rugged power tool leave almost no saw marks... leave little or no sanding to do. Powerful enough to do full-scale cutting in soft woods, plywood, Masonite Presdwood, plastics, also thin aluminum, brass, copper, etc. Motor needs no oiling. No belts, pulleys; moving parts at a minimum.

Blade return made of tempered spring steel automatically maintains correct cutting tension. Rubber feet absorb vibration. Table has ½-in. grid pattern; aids guiding and layout operation. UL approved. 6-ft. 2-wire SJ cord, instructions, 2 blades.

9 M 2478—Wt. 11 lbs... \$14.99

CRAFTSMAN 15-inch Jig Saw... table tilts 0 to 45° in either direction

2 The ideal tool for the home craftsman... use for making models, puzzles, furniture... make toys or household articles. Has adjustable, calibrated scale tilt control. A powerful, rugged tool, yet light enough to carry. Cuts to center of 30-inch circle. Lets you start inside cuts within center section of work... cut fancy veneer inlays... saw almost invisible coped joints. Blade leaves no saw marks... no need for sanding. Cuts hard and soft woods, plywood, floor and wall tile (not ceramic), plastics and non-ferrous metals. As powerful as many heavier saws, yet runs quietly. UL approved.

All-metal construction. Non-slip, sound-absorbing feet. Short stroke, twin-armature motor (no belts, pulleys... never needs oiling). Blade rotates 90° left or right for making cuts over 15 inches... locks in any position. Blade hook adjusts blade for true cut. Has locking hold-down device. Bronze blade guide under table. Pressure foot. With 4 blades, 6-ft. 2-wire cord, screwdriver, instructions.

99 M 2571C—Shpg. wt. 19 lbs... \$28.99

3 Table tilts 0 to 45° for mitering, beveling wood up to 2 in. thick... also cuts plastics, non-ferrous metals. (Use 5 or 6-in. plain-end blade, 1 incl.). Oil-sealed bearings for smooth, quiet operation.

Outstanding features: (1) resilient chuck shoe between blade and clamp cushions blade... helps prevent twisting, breaking; (2) blade rests against steel balls in back-up guide... less blade wear; (3) guide is adjustable in all directions... always exact alignment for maximum support when rotating blade for back-cutting or ripping pieces over 18 in. long; (4) cap floats radially for perfect vertical alignment. Shipped freight (rail or truck) or express.


99 M 2072N—No motor, motor pulley, V-belt. Wt. 70 lbs... \$52.99

Above Saw with CRAFTSMAN ½-HP 1725-RPM split-phase motor; 110-120-v, 60-c AC. 2-inch motor pulley, ½x54-inch V-belt, 8-ft. cord. 99 M 20725N2—Shipping weight 89 pounds... \$69.99

4 Stand for 18-in. jig saw. Shipped from factory in Ypsilanti, Mich. F9 M 2958L—Shipping weight 53 pounds... \$24.99

CRAFTSMAN Jig and Sabre-saw Blades of tough alloy steel... heat treated and hardened

Catalog Number	Lgh., inches	Width, inches	Thick., inches	Teeth per in.	Recommended uses	Number in pkg.	Per pkg.
(Pin type blades)							
(5) 9M2688	4	.065	.010	18	For wood and plywood. Fit magnetic or reciprocating-motor jig saw.	8	39c
9M2687	4	.078	.010	18	For wood and plywood. Fit magnetic or reciprocating-motor jig saw.	8	39c
9M26903	5	.040	.015	20	For wood, plastic, soft metal. Fit magnetic or reciprocating-motor jig saw.	4	49c
(6) 9M26923	5	.085	.015	15	For wood, plastic, soft metal. Fit magnetic or reciprocating-motor jig saw.	4	49c
(7) 9M27053	5	.110	.020	15	Medium; for wood or metal.	4	49c
9M27043	5	.110	.020	10	Coarse; for wood only.	4	49c
(Plain-end blades; for most jig saws)							
(8) 9M27103	6	.110	.020	7	Heavy duty; for wood and metal.	5	49c
(9) 9M27003	6	.110	.020	10	Coarse; for wood and soft metal.	4	49c
(10) 9M27013	6	.110	.020	15	Fine; for wood and soft metal.	4	49c
(11) 9M27023	6	.085	.020	16	Extra fine; for wood and soft metal.	4	49c
(12) 9M27093	6	.110	.020	20	For thin sheet metals, including steel.	4	49c
(13) 9M27035	6	.070	.020	32	For thin sheet metals, including steel.	4	49c
(Sabre-saw blades)							
(14) 9M28673	6	.250	.028	20	For wood and metal.	3	49c
(15) 9M28693	6	.187	.028	10	For wood and soft metal.	3	49c
(16) 9M28663	6	.250	.028	7	For coarse cuts in wood.	3	49c



Professional-quality blades... made of special alloy steel, scientifically heat-treated and hardened for long use and fast, easy cutting. All blades listed are for use on jig saws. 6-inch plain-end blades can be snapped off to fit machines taking shorter plain-end blades. When cutting metal with blades indicated for metal cutting, lubricate blade with beeswax. Sabre-saw blades can be used for heavy work, as well as sabre sawing on jig saws. Please order from table at left. Shipping weight per package 2 ounces.

NO MONEY DOWN on Sears Easy Terms... details on page 58

CRAFTSMAN Wood Lathe with big 12-inch swing

REG. U.S. PAT. OFF.

- Extra capacity . . . 37 inches between centers
- Ball-bearing spindles permanently greased

Without motor, motor pulley, V-belt or stand

\$59⁹⁹ NO MONEY DOWN
cash



SPECIFICATIONS

- Swing over bed . . . 12 in.
- Center to center . . . 37 in.
- Length of bed . . . 45½ in.
- Spindle, inboard end. ¾-in. x 16 R.H. thread with No. 1 Morse, female taper
- Spindle speeds. Four: 875, 1350, 2250 and 3450 RPM
- Spindle bearings: 2 sealed radial thrust ball
- Tailstock taper . . . No. 1 Morse, female
- Ram travel . . . 1½ inches
- Machine pulley (included) 4 in., 4-step, V-type cone
- Motor pulley (not incl.) 4 in., 4-step, V-type cone
- Min. motor recommended ½ HP, 1725 RPM
- Mounting. 49½x2x5½ in.
- Over-all size 71½x54½x111½ inches high

Exceptionally large capacity for a precision-built lathe in this price range. Handles pieces up to 37 inches long . . . up to a foot in diameter. Ball-bearing spindles provide extra accuracy at high speeds . . . even with heavy cuts. Rugged, semi-steel head and tailstock have No. 1 Morse taper. 45½-inch bed of steel tubing is precision ground.

Mount motor to drive from rear of headstock or below. ¾x16 threaded headstock spindle; indexing pin for fluting. Rigid 3-point mounting.

Complete with graduated tool rest, spur and cup centers; 4-inch, four-step machine pulley for 4 speeds (875 to 3450 RPM). Over-all length 54½ inches. Instruction manual with illustrated descriptions of wood-lathe operations. Without motor, motor pulley, V-belt or stand. Order stand 99 M 2249N below. Shipped freight (rail or truck) or express.

99 M 2388N—Shipping weight 60 pounds. \$59.99

With CRAFTSMAN ½-HP, 1725-RPM split-phase motor (110-120-volt, 60-cycle AC), 4-in., 4-step motor pulley, ½x41-inch V-belt, 8-ft. cord. 99 M 23885N2—Shipping weight 80 pounds. \$77.99

Pedestal Stand. For Lathe 99M2388N (above) and 99M2162L (below). 99 M 2249N—Shipping weight 74 pounds. \$33.99

CRAFTSMAN Economy Wood Lathe

REG. U.S. PAT. OFF.

- 8-inch swing
- 31-inch capacity

\$42⁹⁹ NO MONEY DOWN
cash

Without motor, motor pulley or V-belt



SPECIFICATIONS

- Swing over bed 8 in.
- Center to center 31 in.
- Length of bed 37½ in.
- Spindle ¾-in. straight
- Spindle speeds: 1025, 1750, 2985 RPM
- Spindle bearings: 2 bronze; 1 thrust ball
- Tailstock taper ¾-in. straight
- Ram travel 1½ in.
- Machine pulley and motor pulley 3 in., 3 step
- Min. motor recommended ½ to ¾ HP, 1725 RPM
- Mounting size 40½x4¼ in.
- Over-all size 45x5¼x101½ in. high

Famous CRAFTSMAN quality. 37½-inch steel-tube bed is precision ground. Headstock has ¾-inch straight, unthreaded spindle with 1 ball-thrust and 2 self-lubricating bronze bearings. Steel key guides tailstock, tool rest. 3-inch, 3-step machine pulley. 3 speeds—1025 to 2985 RPM. With wrench, tool rest, spur, cup centers. Without motor, motor pulley, V-belt. 99 M 2162L—Shipping weight 45 pounds. \$42.99

With CRAFTSMAN ½-HP 1725-RPM split-phase motor. 110-120-volt, 60-cycle AC. Includes ½x36-inch V-belt, 3-step motor pulley and 8-foot cord. 99 M 21625L2—Shipping weight 65 pounds. \$62.99

Wood Lathe Manual. Contains 32 pages and 230 illustrations. Covers over 150 lathe operations. Explains how to get results and reduce waste. 9 M 2920—Shipping weight 2 ounces. 39c



Wood Lathe Accessories

9 Work Arbors with Chucks. 3-jaw screw-on type. ½-inch capacity; ½-inch x 20-thread. Morse taper on arbor's shank end. Shpg. wt. 1 lb. 8 oz. 9 M 2234—No. 1 Morse taper. \$2.99
9 M 2247—No. 2 Morse taper. 2.99

10 Work Arbors. Two steel flanges; nut on head-end for clamping wheels. ½-inch x 20-thread. 9M2153—No. 1 Morse taper. Wt. 9 oz. . . \$1.69
9M2152—No. 2 Morse taper. Wt. 11 oz. . 1.69

11 Chuck Arbors. For 9M2142, 9M2143 on page 33. No. 1 Morse and No. 33 Jacobs taper. 9 M 2123—Shipping weight 1 lb. 6 oz. . \$1.29

No. 2 Morse and No. 33 Jacobs taper. 9 M 2124—Shipping weight 1 lb. 9 oz. . \$1.29

Chuck Arbors. For 9M2129 (p. 30), 9M2144, 9M2991 (p. 33). No. 1 Morse, No. 33 Jacobs taper. 9 M 2154—Shipping weight 8 ounces. . \$1.29

No. 2 Morse and No. 33 Jacobs taper. 9 M 2126—Shipping weight 1 lb. 10 oz. . \$1.29

12 Screw Centers. For woodworking.

12 9M2116—No. 1 Morse taper. Wt. 12 oz. \$1.99
9M2115—No. 2 Morse taper. Wt. 14 oz. . 2.19

13 Precision Ball-bearing 60° Centers. For hard-wood, metal. Recommended for high speed. 9M2112—No. 1 Morse taper. Wt. 8 oz. . \$4.19
9M2113—No. 2 Morse taper. Wt. 10 oz. . 4.19

14 Spur Centers. Use for wood turning.

14 9M2106—No. 1 Morse taper. Wt. 4 oz. \$1.49
9M2107—No. 2 Morse taper. Wt. 7 oz. . 1.69

15 Tailstock Cup Centers. For wood turning.

15 9M2100—No. 1 Morse taper. Wt. 4 oz. \$1.49
9M2101—No. 2 Morse taper. Wt. 7 oz. . 1.69

16 60-degree Centers. For metal turning.

16 9M2110—No. 1 Morse taper. Wt. 4 oz. \$1.19
9M2111—No. 2 Morse taper. Shpg. wt. 6 oz. 1.29

17 Work Arbors. Convert motor to grinder, polisher, etc. 4½x3½-inch spindle has ½-inch x 20-thread. Steel flanges. Shpg. wt. 1 lb. 1 oz.

9 M 21641—½-inch bore \$1.49
9 M 21642—¾-inch bore 1.49

18 Sanding Plates. Cast iron, with sandpaper. 8-in. Fits ¾-inch x 16 right-hand thread arbor. 9 M 2491—Shipping wt. 4 lbs. 2 oz. . \$5.69

19 Sanding Plate. Cast iron. 8 in. For 99M2162L (left), or any ¾-in. unthreaded arbor. 9 M 2341—Shipping wt. 3 lbs. 15 oz. . \$5.69

20 Face Plates. For ¾-inch x 16 right-hand thread arbor. 4-inch diameter. For inboard turning. 9 M 2489—Shipping wt. 1 lb. 7 oz. . \$2.99

8-inch diameter. For inboard turning. 9 M 2490—Shipping wt. 3 lbs. 13 oz. . \$5.69

8-inch diameter. For outboard turning. Shipped from factory in Southern Michigan. F9 M 2492—Shipping weight 2 pounds. . \$5.99

Lathe Centers. For use with lathe 99M2162L at left, or any ¾-inch unthreaded arbor.

21 Headstock Spur Center. 9 M 2105—Shipping weight 6 oz. . \$1.39

22 Tailstock Cup Center. 9 M 2102—Shipping weight 6 oz. . \$1.39

23 Face Plates. 3-inch diameter. Cast iron construction. With spurs, removable center, screw center. Fits ¾-inch x 16-thread spindle. 9 M 2091—Shipping wt. 1 lb. 12 oz. . \$3.59

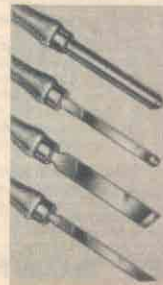

24 Face Plate. For 99M2162L (left) or any ¾-in. unthreaded arbor. 4-in. diameter. Setscrew. 9 M 2320—Shipping wt. 1 lb. 7 oz. . \$2.99

CRAFTSMAN Wood-turning Tools

Brightly polished 4½-inch blades of high-carbon steel are heat tempered, then precision-ground to hold a keen edge. 10-inch hardwood handles. Heavy ferrule. About 14½ in. Shipping weight each 13 ounces.

- (1) 9M2863—Skew Chisel, 1 inch wide. Each \$2.19
- (2) 9M2862—Skew Chisel, ½ inch wide. Each 1.59
- (3) 9M2856—Round-nose Chisel, ½ inch wide. Ea. 1.79
- (4) 9M2858—Parting Tool, ½ inch wide. Each 1.89
- (5) 9M2854—Spear-point Chisel, ½ in. wide. Each 1.79
- (6) 9M2852—Gouge, ¼ inch wide. Each 2.19
- (7) 9M2851—Gouge, ¼ inch wide. Each 1.99
- (8) 9M2850—Gouge, ¼ inch wide. Each 1.79

5-piece Tool Set. Includes ½-inch gouge; spear-point, round-nose and ½-in. skew chisels; parting tool. 9 M 2855—Shipping weight 2 pounds 4 ounces. Set \$7.99



4-pc. Carbide Tip Wood-turning Set

CRAFTSMAN. Special steel blades. Carbide tipped to stay sharp 20 times longer than ordinary steel blades.

Cut wood, thermoplastics, aluminum, brass, other soft metals. 10-inch handles.

Set includes ¼-inch parting tool, ½-in. round-nose chisel, ¼-in. skew-chisel and ¼-inch gouge. Shipping wt. 2 lbs. 6 oz. 9 M 3629. Set \$15.99



CRAFTSMAN 18-inch Industrial Band Saw

REG. U.S. PAT. OFF.

SPECIFICATIONS

- Depth of throat..... 17 inches
With shroud removed..... 18 inches
- Capacity of cut (maximum)..... 12 1/2 inches
- Table size..... 20 1/2 x 17 1/8 inches
- Length of blade..... 11 feet
- Width of blade..... 3/4 to 1 inch
- Bearings..... 6 sets grease-sealed ball
- Size of each wheel..... 18 inches
- Machine pulley (included)..... 7 inch
- Motor pulley (included)..... 3 inch
- Motor (not incl.) needs 1 HP 1725 RPM
- Over-all size: Height—6 feet 3 in.,
Width—22 1/2 in., Depth—31 in.
- Blades... Two 11-ft. (3/4-in. metal cutting and 3/8-in. wood cutting).

Built-in ball-bearing gear reduction assembly for 4 blade speeds 118 to 3550 ft. per min. Cuts to center of 36-in. circle in wood 12 1/2 in. thick. Table tilts to 45°, locks; 2 miter gauge slots. Miter gauge, saw guides, 2 rubber-tired cast-iron wheels. Steel frame. Shipped freight (rail or truck) or express from Cincinnati, Ohio factory. F9M2358N—Shpg. wt. 494 lbs. \$449.95

Saw without gear reduction unit. One 11 ft. x 3/8-inch wood-cutting blade. Comes without motor pulley or V-belt.

F9 M 23585N—Wt. 460 lbs. \$344.95

Rip Fence for above. Shipped direct from Cincinnati, Ohio factory.

F9 M 23586—Shpg. wt. 13 lbs. \$22.99

11-ft. Blades for band saw above. Shipped from Chicago, Illinois factory.

For Metal Cutting			For Wood Cutting		
Wide	Cat. No.	Wt. Each	Cat. No.	Wt. Each	
3/4 in.	F9M27521	6 oz.	F9M27151	5 oz.	\$2.79
7/8 in.	F9M27522	8 oz.	F9M27152	6 oz.	2.79
1 in.	F9M27523	10 oz.			4.59
1 1/8 in.	F9M27524	14 oz.	F9M27153	8 oz.	2.79

Slow-speed Converter

1 For 10 to 14-in. band saws with 1725-RPM motors. 1/2 or 3/8 HP, with 1/2 or 3/4-in. motor shaft. Blade speed cuts at 10:1 ratio. Cuts steel, brass and other non-ferrous metals without damaging saw.
9 M 2342—Shipping wt. 6 lbs. \$34.99

Rip Fence for band saws

2 Rip planks and boards evenly at pre-determined widths. Fits band saw 99 M 2426L, at right. For best results use 1/2-in. blade. Locks solid at front and rear... won't slip. Fittings included.
9 M 23432—Shipping wt. 4 lbs. \$9.99



CRAFTSMAN 12-inch Band Saw

3-wheel design gives throat depth, adds extra capacity, yet it's only 20 1/2 in. high. Cuts to center of 24x4-in. board. Tension knob locks against stop. 2-rows of ball bearings on shaft. Porous iron bearings on idler wheels. 12x12-in. table tilts to 45°. 62x3/4-inch blade. Also takes 3/8-inch blade. With 4-inch machine pulley. Do not use for metal.

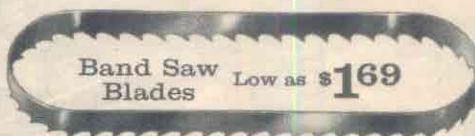
Band Saw without motor, motor pulley or V-belt.
99 M 2455L—Shipping weight 66 lbs. \$69.99

Band Saw with CRAFTSMAN 1/2-HP 1725-RPM sleeve-bearing split-phase motor (110-120-v, 60-cycle AC). 8-ft. cord, 3-inch motor pulley, 1/2x45-inch V-belt.

99 M 24556L2—Shipping weight 85 lbs. \$85.99

Extra 62-in. blade. Shipping weight 4 oz. \$1.69
9 M 26641—1/4 in. wide 9 M 26642—3/4 in. wide

CRAFTSMAN Pedestal-type Tool Stand for above. Cast iron base and bracket; steel column.
99 M 2223L—Shipping weight 49 lbs. \$25.99



CRAFTSMAN Replacement Blades... cut exceptionally smooth and fast. Every blade made endless... properly set and filed for its recommended use; precision-ground for maximum cutting life.

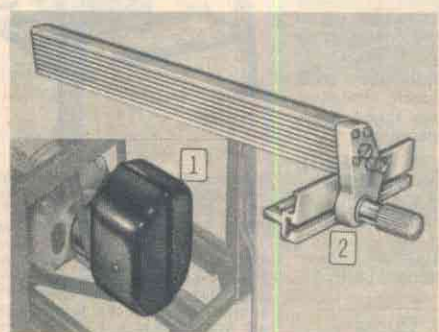
Cat. No.	For Sawing	Width	Length	Shpg. wt.	Each
9M26641	Wood/Skip.	3/4 inch	62 inches	4 ounces	\$1.69
9M26642	Wood/tooth.	3/4 inch	62 inches	4 ounces	1.69
9M26571	Wood	3/8 inch	78 inches	4 ounces	1.69
9M26572	Wood	3/4 inch	78 inches	5 ounces	1.69
9M26573	Wood	3/8 inch	78 inches	6 ounces	1.69
9M26574	Wood	3/2 inch	78 inches	7 ounces	1.69
9M26231	Wood	3/8 inch	80 inches	4 ounces	1.69
9M26232	Wood	3/4 inch	80 inches	5 ounces	1.69
9M26233	Wood	3/8 inch	80 inches	7 ounces	1.69
9M26234	Wood	3/2 inch	80 inches	7 ounces	1.69
9M2668	Brass, non-ferrous	3/4 inch	78 inches	8 ounces	1.79
9M2624	ferrous metals	3/4 inch	80 inches	8 ounces	1.79
9M2625	Steel	3/4 inch	80 inches	4 ounces	3.49

Special-length Band Saw Blades

For wood. Not for 3-wheel band saws. Not endless. (For blades made endless, see below.) From Chicago, Ill. fcty. Allow postage from catalog order plant.


Catalog No.	Width	Shpg. wt. per ft.	Per Ft.
F9 M 26690	1/2 inch	3 ounces	25c
F9 M 26691	3/8 inch	3 ounces	25c
F9 M 26692	1/2 inch	3 ounces	25c
F9 M 26693	3/8 inch	3 ounces	29c
F9 M 26694	1/2 inch	3 ounces	29c
F9 M 26695	3/8 inch	3 ounces	29c
F9 M 26696	1/2 inch	3 ounces	39c
F9 M 26697	1 inch	3 ounces	39c
F9 M 26698	1 1/2 inch	5 ounces	49c
F9 M 26699	1 1/2 inch	5 ounces	49c

For each blade made endless, also state Cat. No. below.
F9 M 2670... 60c



CRAFTSMAN 2-wheel 12-inch Band Saw

REG. U.S. PAT. OFF.



Blade tension adjusts automatically

Without motor, motor pulley, belt guard or stand

\$106.95 cash
NO MONEY DOWN

SPECIFICATIONS

- Depth of throat..... 12 inches
- Capacity of cut (maximum)..... 6 inches
- Table size..... 12 1/2 x 14 1/4 inches
- Length of blade..... 80 inches
- Width of blade..... Takes 1/2 to 1/2-in. width
- Blade speed..... Travels 2165 feet per minute
- Bearings..... Pre-lubricated ball-bearings
- Machine pulley (included)..... 5 inch
- Motor pulley (not included)..... 2 inch
- Motor recommended (min.) 1/2 HP at 1725 RPM
- Over-all size (without stand). Height—34 1/2 inches,
Width—14 1/2 inches, Length—22 3/4 inches

Heavy duty. 1-piece cover and frame. Drive shaft with 2 rows of ball bearings for accuracy. Blade tensions automatically... adjusts to material and saw speed as you work.

Table tilts to 45°. Cuts to center of 24-inch circle. 2 rubber-tired, ball-bearing wheels. Spring-loaded blade guide. Miter gauge slot. Miter gauge not included.


Band Saw without motor, motor pulley, guard or stand.
99 M 2426L—Shipping weight 68 pounds \$106.95

Band Saw with CRAFTSMAN 1/2-HP 1725-RPM sleeve-bearing split-phase motor. (110-120-volt, 60-cycle AC.) 8-foot cord. 2-inch motor pulley and 1/2x43-inch V-belt.
99 M 24265L2—Shipping weight 87 pounds. \$120.95

Cast Iron Tool Stand. Base 12x20 1/2 x 5 inches. Tapped 3/8x13 threads. 2 3/4-in. column; 26 inches high.
99 M 2957L—Shipping weight 48 pounds. \$29.99

Casters for stand. 1/2x13 threads. Package of 4.
9 M 2819—Shipping weight 1 pound 2 oz. Pkg. \$4.99

Belt Guard for band saw above. For added safety.
9 M 2907—Shipping weight 4 pounds 2 oz. \$5.99



\$56⁹⁹
without motor,
belt guard or stand

SPECIFICATIONS

	4 1/8-inch model	4 3/8-inch model
Width of cut.....	4 1/8-inch	4 3/8-inch
Depth of cut.....	3/8-inch	3/8-inch
Robbet depth.....	3/8-inch	3/8-inch
Fence length.....	19 1/2-inch	26-inch
Spindle diameter.....	1/2-inch	1/2-inch
Front table lin.....	11 3/4 x 6 5/8	17 3/4 x 8 3/8
Rear table lin.....	11 1/4 x 6 1/2	15 1/4 x 6
Cutter knives.....	Two	Three
Bearings.....	2 self-lubricating sleeve	2 sets sealed, precision ball
Motor recommended.....	1/2-HP	1/2-HP
(minimum).....	1725 RPM	1725 RPM
Pulleys:		
Machine (included).....	2-inch	2-inch
Motor (not included).....	5-inch	5-inch
Recommended arbor RPM.....	4500	4500



\$89⁹⁹
without motor,
belt guard or stand

CRAFTSMAN 4 1/8-inch Jointer-Planer

REG. U. S. PAT. OFF.
Sturdier than any other we know of at this price

Massive base and precision-ground tables of cast semi-steel. Tables (front one adjustable) have 3-point suspension mountings. Removable spring-loaded guard. Steel cutter has two 4 1/8-in. blades. Over-all dimensions: 29 7/16 x 9 3/4 x 8 3/8 in. high. Without motor, motor pulley, belt or stand. 99 M 2186L—Shipping weight 61 pounds..... \$56.99

Jointer-Planer with motor. 1/2 HP. 1725 RPM split-phase sleeve-bearing motor (110-120-v, 60-c AC), 5-in. motor pulley, 1/2 x 54-in. V-belt, 8-ft. cord. 99 M 21865L2—Shipping weight 80 pounds..... \$73.99
9 M 21866—Extra Blades for above. Pkg. of 3. Shpg. wt. 6 oz..... Pkg. 3.19
99 M 2959L—Tool Stand for above. Cast-iron base. Shpg. wt. 55 lbs..... 27.99
9 M 2907—Belt Guard for tool stand. Shipping weight 4 lbs. 2 oz..... 5.99

CRAFTSMAN 4 3/8-inch Jointer-Planer

REG. U. S. PAT. OFF.
With Micro-adjustment for extra-accurate blade setting

Micro-adjustment aligns three 4 3/8-in. blades in solid steel cutter head. Full 30-in. working surface. Special locking device keeps front bearing table setting, even if jarred. Precision-ground cast semi-steel tables. Removable spring-loaded guard. 8 7/16 x 14 3/8 x 3 1/8 in. Without motor, motor pulley, belt or stand. 99 M 2067N—Shipping weight 80 pounds..... \$89.99

Jointer-Planer with motor. 1/2 HP. 1725 RPM split-phase sleeve-bearing motor (110-120-volt, 60-cycle AC), 5-in. motor pulley, 1/2 x 43-in. V-belt, 8-ft. cord. 99 M 20675N2—Shipping weight 99 pounds..... \$104.95
9 M 2291—Blades. For 4 3/8-in. planer. Pkg. of 3. Wt. 7 oz..... Pkg. 4.49
99 M 20687L—Tool Stand for above. Cast iron base. Shpg. wt. 55 lbs..... 28.99
9 M 29115—Belt Guard for tool stand. Shipping weight 4 lbs. 2 oz..... 5.99

CRAFTSMAN 20-inch Thickness Planer

Without motor **\$1085⁹⁵**

Floor Model. A real production tool—designed to deliver top performance day in and day out, even under such rugged demands as required in lumber mills, furniture factories and woodworking and pattern shops.

Speed range—20 to 40 feet per minute (or 40 to 80 by changing sprocket). Handles heaviest roughing work or finest cabinet or pattern shop planing. Planes lumber up to 20 in. wide, 6 in. thick. Maximum depth of cut, 3/8 in.

Heavy welded base; alloy steel head. Large 34x20-inch semi-steel bed with anti-friction thrust bearings for smoother operation.

Four 20x1 1/8-in. high-speed steel knives in safety-type 4 1/4-in. ball-bearing cutter head (recommended speed 3600 RPM). Hardened steel gears; 2 1/4-in. solid steel feed rollers. With 3.4-in. machine pulley and 2-step, 3.4 and 6.4-in. motor pulley. Use 3 to 10 HP 1725 RPM motor (not included). Height, 47 in.; width, 41 in.; depth, 36 in.

Shipped freight (rail or truck) from factory in Cincinnati, Ohio. 99 M 2757N—Shipping weight 1,255 lbs. \$52.50 monthly... Cash \$1085.95



CRAFTSMAN Heavy-duty Planer-Molder

Without motor or stand **\$255⁹⁵**

12 1/4-in. thickness planer with 6-in. molder! Planes wood up to 12 1/4 in. wide, 6 in. thick... as short as 7 in., thin as 1/16 in. 3 knives in ball-bearing 3 1/4-in. head... same head takes molding bits (not incl.).

Power feeds at 12 or 22 ft. per minute planing or molding separately or combined in single pass. 42-in. bed. Roller-chain feed and elevating mechanisms. Use 1 to 5 HP for 4000 RPM head speed. 3.8-in. 3-groove machine pulley included. F9M2339N—Wt. 260 lbs. \$255.95

NOTE: Above Planer-Molder and all items below from factory near Kansas City, Mo. Numbers ending with "N" freight (rail or truck) or express.




Thickness Planer without molding features. 12 1/4 x 6-in. cap. 18-in. bed. Wt. 235 lbs. F9 M 23394N... \$229.95

Welded Steel Stand for Planers above. 22 1/4-in. sq. top; 24 1/4-in. square bottom; 20 1/2-in. high. Wt. 32 lbs. F9 M 23395N... \$27.99

Molding Cutter Bits for F9M2339N. Set of 3 bits in each pattern (except Tongue-Groove). Wt. 3 oz. Price per Set (except Tongue-Groove)..... \$2.89

F9M23311—1-in. and 1/2-in. radius flute
F9M23301—Robbet F9M23308—Window, door stop
F9M23305—3-bead F9M23304—1/2-1/4-in. quarter-rnd.
F9M23309—90° flute F9M23313—1/8-1/2-in. quarter-rnd.
F9M23306—Clover leaf F9M23303—Bass Mold
F9M23307—Glue joint F9M23312—3/8-in. qtr.-rnd. cove
F9M23302—Tongue-Groove. 6 bits. Wt. 6 oz..... Set \$5.79



Only at Sears . .

A Jointer-Planer of rigid single-unit construction. Base, rear table and legs cast in one piece.

Can't loosen . . can't vibrate. You get absolute accuracy with every thickness of cut.

CRAFTSMAN
REG U S PAT OFF.

6 1/8-inch Jointer-Planer

Without motor, belt guard or stand

\$132⁹⁵
cash

NO MONEY DOWN

1 Industrial quality . . designed for continuous heavy-duty service. Fence extends entire length of rear table . . locks flush on table and can't bend or "bow." Even thin 1/8-inch stock can't slip underneath. Will rabbet 1/2-inch cut in one pass! Spring-loaded guard swings back quickly after each pass.

Bearing housings are part of base casting for precision blade alignment. 6 micro-adjustment screws for easier alignment of blades with rear table. Adjustable fence stops at 45° and 90°. 3 alloy-steel blades in solid steel cutter head. Sealed ball bearings never need oil. Extra-large working area is 42 1/2 in. over-all. With 2-in. machine pulley.

Without motor, motor pulley, V-belt, belt guard or stand.

99 M 2062N—Shipping wt. 121 lbs. . . \$132.95

Jointer-planer with motor, 1/2-HP 3450 RPM ball-bearing capacitor type (115-230-v, 60-c AC) with cord, 2 1/2-inch motor pulley, 1/2x45-inch V-belt.

99 M 20625N2—Shpg. wt. 144 lbs. . . \$157.95

Extra Blades, Package of 3.

9 M 2293—Shipping wt. 10 oz. . . . Pkg. \$5.49

2 Cast-iron Tool Stand.

99 M 29602N—Shpg. wt. 71 lbs. . . \$39.99

Ball-bearing Casters, Package of 4.

9 M 2819—Shpg. wt. 1 lb. 2 oz. . . . Pkg. \$4.99

Belt and Pulley Guard.

9 M 29082—Shipping wt. 4 lbs. 2 oz. . . \$7.49

SPECIFICATIONS

- Width of cut. 6 1/8 inches
- Depth of cut. 1/2-inch
- Size, front table. 16 1/2 x 7 1/4 inches
- Size, rear table. 17 1/4 x 6 1/2 inches
- Rabbet depth. 1/2 inch
- Bearings. 2 sets sealed precision ball
- Cutter knives. 3 alloy steel, each measuring 6 1/8 x 1 1/4 x 1/8 inches
- Recommended arbor speed. . . . approximately 4300 revolutions per minute
- Motor recommended (minimum) 1/2 horsepower 3450 revolutions per minute
- Machine pulley (included) 2 inches
- Motor pulley (not included) 2 1/2 inches
- Mounting dimensions. 9 1/2 x 31 1/4 inches
- Over-all dimensions:
Height 9 3/8 inches
Width 20 3/8 inches
Length 42 1/2 inches



CRAFTSMAN Thickness Planer

\$89⁹⁹
cash

NO MONEY DOWN

This tool lets you plane boards, finish rough sawed lumber, reclaim old boards, etc. Plane stock up to 6 in. wide in one pass . . 12 in. wide by reversing. Hand feed wood up to 2 in. thick and as thin as 1/8 in. or as short as 4 in. Set the depth indicator where you want it and a double-lock will hold the 2 3/8-in. cutter head at that depth.

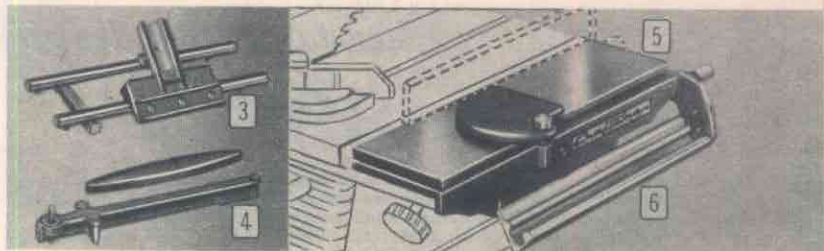
Sealed ball bearings. 3 alloy steel knives. Anti-kick-back guards, chip breaker, and pressure bar guard head. Use 1/2-HP 3450 RPM motor, 2 1/2-in. pulley for 4200 RPM—not included. 6 1/8 x 1 1/4 x 1/8 inches high.

99 M 2370N—Shipping weight 81 pounds. \$89.99

With 1/2-HP 3450 RPM capacitor motor (115-230-v, 60-c AC), pulley, V-belt. 99 M 23705N2—With cord. Shipping weight 104 pounds. \$116.95

Extra Blades for above thickness planers. Package of 3.

9 M 2293—Shipping weight 10 ounces. Package \$5.49



3 Blade-sharpener Attachment. Sharpens knives up to 6 1/8 inches long. Attaches to your bench saw. Use with 6 x 1 1/2-in. grinding wheel with 1/2-inch center hole. Grinding wheel not included. 9 M 2658—Shipping wt. 8 lbs. . . \$12.99

4 Knife-setting Gauge. Accurately lines up blades after sharpening. Machined cast iron. Has micrometer adjustments. Comes complete with stone for touching up blades after installation. 9 M 2647—Shpg. wt. 1 lb. 13 oz. . . \$7.99

5 Jointer-Planer Accessory. This handy attachment converts bench-saws to jointer-planers. Fits bench-saw 99 M 2218L and former 99-2217, 99-2104 and 99-2000. 99 M 2184K—Wt. 31 lbs. \$44.99

6 Tilting Fence. For Jointer-planer 99 M 2184K above. 9 M 2181—Wt. 4 lbs. . . \$10.99

Use your Home-n-Shop Vacuum with Wet-floor Attachment to pick up water

Attachment picks up
4½ gallons of water
\$19⁹⁹

Cut down on
clean-up time

No more mopping dry . . . here's the attachment that vacuums your wet floors dry in seconds.


Simply connect it to your vac and it pulls in up to 4½ gallons of water or suds in seconds. When capacity is reached, float shuts off suction and protects vac from excess water.

Complete with squeegee type floor nozzle, flexible hose, handle and top lid for emptying water and suds easily. Drum has built-in smooth-rolling casters.

Shipping weight 12 pounds.
99 M 1693L \$19.99



**NO
MONEY
DOWN**
Use Sears
Easy Terms . .
see page 58



CRAFTSMAN Home-n-Shop Vacuum

REG. U. S. PAT. OFF.

Powerful suction designed for heavy cleaning jobs

With 15-gallon capacity drum **\$39⁹⁹** without dolly

With 27-gallon capacity drum **\$42⁹⁹** without dolly

Dry pickup only. Put this powerful vacuum to work for you in workshop, barber shop, store, gas station, industrial plant. Whoosh goes dirt, grit, sawdust, gutter leaves, basement and garage dirt, metal filings, etc.

Mount on shop tools for direct pickup (flexible hood kit sold separately . . . see opposite page). Easily adapts to industrial grinders, polishers.

Triangular nozzle slips easily into corners and narrow spaces. Flexible 6-foot hose swivels 360° for center-of-room cleaning. With hose adapter (sold separately) you can use your household vacuum attachments.

Enclosed 2-stage universal motor develops 1½ HP maximum. Sealed ball bearings never need oil. Dirt flows into fiber drum for easy emptying. See opposite page for all the different useful attachments that you can use with your Home-n-Shop Vacuum. Guarantee below.

Both vacuums: 110-120-volt, 50-60-cycle AC-DC. UL approved for safety

1 15-gallon capacity Vac. Includes fiber drum with enclosed motor, flexible 6-foot hose, triangular nozzle and cord. See opposite page for 4-wheel dolly, extension handle and other accessories.
99 M 1692L—Shipping weight 22 pounds \$39.99

2 27-gallon capacity Vac. Includes fiber drum with enclosed motor, flexible 6-foot hose, triangular nozzle and cord. This vac holds much more than above vac and is ideal for larger jobs. See opposite page for 4-wheel dolly, extension handle, hose adapter and other accessories.
Shipped by freight (rail or truck) or express.
99 M 1696N—Shipping weight 26 pounds \$42.99

GUARANTEE: All vacs guaranteed 1 year (90 days for continuous-duty use). If any shows defects in material or workmanship, we will repair it without charge if returned within guarantee period.



Light enough to carry with special shoulder straps (sold below)—no job is out of reach

Rugged kick-switch is easy to see . . . of foot level to save time and work. Keeps hands free while working



Modern CRAFTSMAN Home-n-Shop Vac

REG. U.S. PAT. OFF.

Only \$49⁹⁹

4-gallon capacity . . . dry pickup only. Modern square design and big capacity make this the vac for home and shop. Light and maneuverable for home use . . . sturdy enough to tackle the roughest clean-up job you can find in shop, industrial plant or garage.

Lightweight fiber body goes where you go. Order shoulder straps below . . . perfect aid for cleaning stairs. Only 22 inches high over-all. Finished in smoke white and contrasting black. Chrome-plated wheel hoods, handle. Kick-switch at foot level eliminates bending. Wheels snap out to rest on skids . . . vac stays put.

Dust bag removes for easy emptying. Brackets included for mounting vac on wall when not in use. Triangular nozzle puts corners, narrow spaces in easy reach.

Enclosed motor develops 1½ HP maximum. Sealed ball bearings need no oiling. Heavy-duty 6-foot flexible hose swivels a full 360°. 110-120-volt, 50-60-cycle AC-DC. UL approved. See guarantee on opposite page.

Shipped freight (rail, truck) or express. 99M1694N—Shipping weight 22 lbs. . . \$49.99

Adjustable Strap Set. For above vacuum only. 2 sturdy straps, chrome-plated snaps. 9 M 16947—Shipping weight 14 oz. Set \$1.99

CRAFTSMAN Industrial Home-n-Shop Vac

REG. U.S. PAT. OFF.

BIG power and big capacity for a price you'd expect to pay for an ordinary household vacuum

- Two 1½-HP continuous-use motors
- 55-gallon capacity drum



Only \$79⁹⁹

Big 55-gallon drum capacity. Dry pickup only . . . anything from dust to stones. A must for industries, garages, gas stations, barber shops, beauty shops, drive-in restaurants, schools . . . any place with a cleaning problem.

Develops 50% more suction than any of our other vacuums. Two powerful motors each develop 1½ HP designed for continuous use. Sealed ball bearings are permanently lubricated to add years of life to motor . . . never need oil. Steel drum is rib-reinforced . . . built for industrial use. Built-in dolly has large 4-inch casters for smooth, fluid movement . . . durable steel frame for added strength.

Convenient handles make it very easy to empty. Painted black inside and outside to resist rust. Heavy-duty 6-foot flexible hose swivels a full 360° . . . can be switched to exhaust outlet to blow dirt from hard-to-reach places and for quick air drying. Triangular nozzle gets into corners, narrow spaces. Also angle coupling, adapter. 110-120-volt, 50-60-cycle AC-DC. UL approved for safety. See guarantee on opposite page.

Shipped freight (rail or truck) or express. 99 M 1697N—Shipping weight 70 pounds. . . . \$79.99



Home-n-Shop Vac Accessories

With adapter (3) . . . use your house vacuum attachments with any Home-n-Shop Vac.

1 Four-wheel Dolly. Fits vacuums on opposite page 99 M 1692L and 99 M 1696N.

9 M 16908—Shpg. wt. 3 lbs. 10 oz. . . \$3.99

2 "Y" Connector. Can use 2 hoses with 1 vacuum for 2 individual pickups.

9 M 16974—Shipping weight 7 oz. . . \$1.99

3 Hose Adapter.

9 M 16966—Shipping weight 8 oz. \$1.49

Extra 6-foot Hose Connector Set.

9 M 16963—Shpg. wt. 3 lbs. 4 oz. Set \$4.99

6-foot Industrial Hose, Connector Set.

9 M 16928—Shpg. wt. 4 lbs. 7 oz. Set \$9.99

4 2-piece 46-inch Extension Handle.

9 M 16964—Shpg. wt. 1 lb. 9 oz. \$3.99

5 14-inch Nozzle. Plastic. Fits hose and extension handle. Has 2 rollers, brush.

9 M 16925—Shpg. wt. 1 lb. 14 oz. . . \$3.99

6 Hood Kit. Lets you connect Home-n-Shop Vac directly to your bench saw. Ends sawdust mess, cuts clean-up time and work. Four magnetic clips attach hood to underside of bench saw . . . no holes to drill.

9 M 16935—Shpg. wt. 1 lb. 2 oz. Kit \$2.99

Cloth Motor Protector Bag. (Not shown.) Traps ordinary dirt and grit.

9 M 16967—Shipping weight 3 oz. . . . 99c

Paper Bag. (Not shown.) Use over cloth bag above for filtering glass, soot, powder, etc.

Package of 5.

9 M 16946—Shipping weight 5 oz. Pkg. 99c

7 Accessory Kit. Durable plastic. 1 brush, 1 blower and a crevice tool.

9 M 16973—Wt. 1 lb. 11 oz. . . . Kit \$3.99

8 Accessory Bag. Mounts on machine or wall. Fits all except 99 M 1697N at right.

9 M 16972—Shipping weight 10 oz. . . \$1.99

NO MONEY DOWN
ON SEARS EASY TERMS
SEE PAGE 58 FOR DETAILS

CRAFTSMAN 10-inch Tilting-arbor Floor Model Saw

REG. U. S. PAT. OFF.

with exclusive "Exact-I-Cut" guide

"Exact-I-Cut" indicates and aligns cut exactly to blade kerf width. Ends trial cuts . . . saves time, work, material.

10-inch Kromedge chisel-tooth combination blade. Stays sharp 3 to 5 times longer than ordinary blades.

Extra-spacious work area. Includes two 8x27-inch table extensions to give you a 3-foot wide over-all surface.

Without motor, guard, switch, wheel set or miter gauge hold-down

\$269⁹⁵ NO MONEY DOWN
cash

SPECIFICATIONS

- Depth of cut (maximum).....3 $\frac{1}{4}$ -inch at 90°; 2 $\frac{1}{4}$ -inch at 45°
- Blade size.....10-inch with $\frac{5}{8}$ -inch center hole
- Distance in front of blade.....12 $\frac{3}{4}$ -inch at 3 $\frac{1}{4}$ -inch depth of cut
14 $\frac{1}{4}$ -inch at 1-inch depth of cut
- Dado capacity (6-inch dado).....1 $\frac{1}{4}$ -inch deep; $\frac{13}{16}$ -inch wide
- Arbor tilt (maximum).....45°
- Bearings.....2 sealed ball; lubricated for life
- Rip fence.....length 31 $\frac{9}{16}$ inches; height 2 $\frac{5}{8}$ inches
- Table size; Without extensions 20x27 inches. Height 34 $\frac{5}{8}$ inches
- Base size.....22 $\frac{3}{4}$ x19 $\frac{1}{4}$ inches
- Over-all sizes: Height.....37 $\frac{7}{8}$ inches
Length... (no motor) 38 $\frac{1}{2}$ in.; (with motor) 46 $\frac{3}{8}$ in.
- Motor recommended.....min. 1 HP; max. 1 $\frac{1}{2}$ HP, 3450 RPM
- Miter gauge stops.....at 90° and 45° right and left

Lock knobs on 2 control wheels keep cut from slipping. Tilt, elevating screws tensioned to stay set. Rip fence rides on steel roller—removes at any point, locks. Miter gauge stops at 45° to 90°. Cast-iron frame, sawdust chute, double V-belt drive, open back. With belt guard, 2 pulleys, V-belts, grid extensions.

Saw only. Without motor, blade guard, switch, wheel set, miter hold-down. Wt. 301 lbs. 99 M 2245N.....\$269.95

Saw with CRAFTSMAN motor. 1-HP 3450-RPM capacitor. 115-230-v, 60-c AC. Cord. Shipping weight 329 lbs. 99 M 22456N2.....\$299.00

Blade-guard Assembly. Shipping wt. 6 lbs. 10 oz. 9 M 2732.....\$15.49

Wheel Set, 2 wheels for base. Shipping wt. 6 lbs. 10 oz. 9 M 2748.....\$7.99

Grid-type Table Extension Set. Extends table to 52x27 in. Front, rear rip-fence guide bars 52 in. With scale, 2 extensions, nuts, bolts. Wt. 52 lbs. 99 M 24446L.....Set \$64.99

Heavy-duty Switch, 1 $\frac{1}{2}$ -HP rated. 2 poles for 125-230-volt AC-DC. Brackets, bolts. 9M2961—Wt. 2 lbs.....\$7.99

Molding Head Insert. Shipping wt. 2 lbs. 3 oz. 9 M 2209.....\$4.99

Dado Insert. Capacity 6 inches. Shipping wt. 2 lbs. 2 oz. 9 M 2747.....\$4.99



Circular Saw and Knife Sharpening Shop



Saw and Knife Shop without bench
\$189⁹⁵ cash
NO MONEY DOWN



Gumner and Saw Setting Attachment
\$129⁹⁵ cash
NO MONEY DOWN

50 SEARS ALL

1 Now without any previous experience you can sharpen knives, saws, lawn and garden tools. Earn extra income in your spare time, or even start a full-time business.

Includes grinder-gumner, saw setting and holding attachments, knife holding attachment, brackets and instructions. Without tool bench.

With powerful $\frac{1}{2}$ -HP split-phase, ball-bearing motor. 3450 RPM. 110-120-volt, 60-cycle AC. 8-ft cord. $\frac{1}{2}$ -inch threaded, double-end motor shaft. See Shipping Note at right.

Saw and Knife Shop. Wt. 145 lbs. F9 M 1390N.....\$189.95

2 Tool Bench for above. Wt. 50 lbs. F9 M 1391N.....\$24.99

3 Includes complete shop listed at left except knife-holding table attachment and brackets.

Either Saw and Knife Shop listed is surprisingly easy to use and master. Mounts easily and quickly on any workbench in your basement, garage or workshop.



Joints, grinds, forms and sets teeth on saws 4 to 48 in. in diameter, with $\frac{1}{2}$ to 2-inch center holes. Grinds straight or bevels teeth right or left from 0° to 45°. Without tool bench. Shipping weight 95 pounds.

F9 M 1392N.....\$129.95

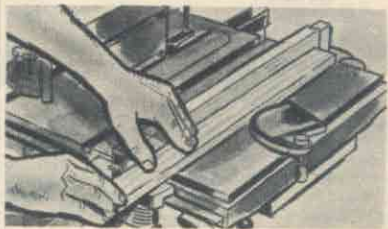
SHIPPING NOTE: Items (1), (2) and (3) are shipped by freight (rail or truck) or express from factory near Kansas City, Mo.

CRAFTSMAN 5-tool Power Shop


REG. U. S. PAT. OFF.
You can saw, joint, plane and sand with one compact unit



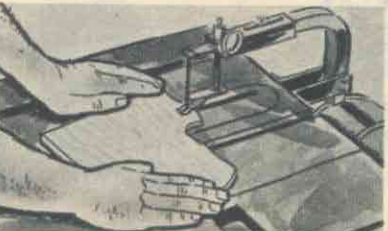
It's a 9-inch Bench Saw




It's a Jointer-Planer



It's a Disc Sander



It's a Jig Saw



It's a Sabre Saw

\$241⁹⁵

Without blade guard

**INCLUDES 5 TOOLS
AT LEFT PLUS:**

- Powerful $\frac{3}{4}$ -HP Motor
- 20-in. Adjustable Extension
- Pedestal-type Tool Stand

Save Money . .

Costs you far less than five separate power tools with individual motors and stands or benches.

Save Space . .

Power Shop fits in area only $3\frac{1}{2} \times 2$ feet, yet you get up to 780 square inches of useable working surface.

Save Time . .

All five tools operate from one motor, one mount . . . no need to shift motor from one tool to another.

Big 17x20-in. saw table plus 20-in. sliding extension and jointer-planer table gives you up to 780 sq. in. of working surface. *Look what you get:*

Heavy-duty 9-inch Tilting Arbor Bench Saw. Single-hand wheel controls blade height and tilt—tilts to 45° . . . cuts to 3 inches. Floating motor mount provides automatic belt tension. With miter gauge, rip fence, V-belt, pulleys and 9-inch chisel-tooth combination blade ($\frac{5}{8}$ -inch center hole).

$\frac{4}{8}$ -inch Jointer-Planer. Adjustable fence folds under table (see arrow above) . . . jointer-planer acts as saw table extension. Micro-adjustment aligns 2 steel blades . . . cut to $\frac{1}{4}$ -in. depth. Adjustable front table. With V-belt, pulleys, adjustable fence.

Jig-Sabre Saw Attachment. Sabre saw does intricate cuts on 4x8-ft. panels. Cuts to $2\frac{1}{2}$ -in. depth. Jig saw does jig, fret, scrollwork. Cuts to center of 20-inch circle. Uses 4 or 5-inch blades.

8-inch Aluminum Sanding Disc. Use big saw table, miter gauge and rip fence for sanding.

Big $\frac{3}{4}$ -HP 3450-RPM Capacitor Motor. For use with 115-230-volt, 60-cycle AC. Power for deep saw cuts plus speed for jointer-planer or jig saw.

Adjustable Saw Table Extension . . . steel. Acts as both fence and support for extra-wide ripping jobs.

Cast semi-steel Pedestal-type Tool Stand.


Complete Outfit. Includes everything listed above and at left. Without blade guard.
99 M 22188L7—Shipping weight 203 lbs. . . \$241.95

Jointer-Planer Extension. For above and former bench saws 99-2104 and 99-2217. No adjustable fence.
99 M 2184K—Shipping weight 31 pounds. . . \$44.99

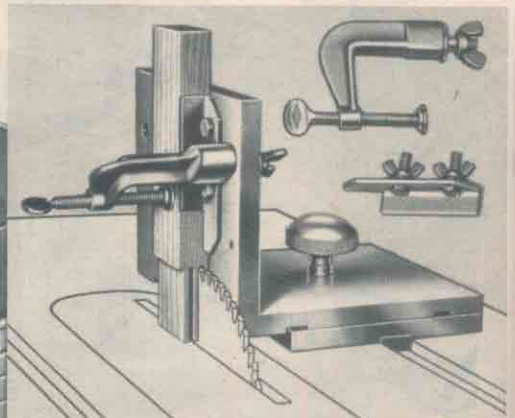
Tilting Fence. For jointer-planer 99M2184K above.
9 M 2181—Shipping weight 4 pounds. . . \$10.99

Saw Blade Guard Assembly.
9 M 21046—Shipping weight 2 lbs. 13 oz. . . \$7.99

NO MONEY DOWN . . on Sears Easy Terms . . see page 58



Without motor, extensions or bench
\$62⁹⁹ cash
 NO MONEY DOWN



CRAFTSMAN 8-inch Tilting-arbor Bench Saw
 REG. U.S. PAT. OFF.
 Up to 2 1/4-inch depth of cut . . 14x17-inch table

Works on the same tilting-arbor principle as our more expensive saws. You tilt blade for angle cuts . . not table. Work always lies flat to prevent binding and to assure more accurate cutting.

Motor mounted on shield support for minimum vibration. Motor mounted at precise angle to reduce belt twisting. Floating motor mount keeps belt tight. Easily-reached front controls. Stops at 45° and 90°. Pick-off type fence removable from any position without sliding off fence bar. Fence locks with one lever.

Sealed precision ball bearings, permanently lubricated. Cast semi-steel table, accurately

machined. 8-inch chisel-tooth Kromedge combination blade with 1/2-inch center hole. 7 3/16-inch working area in front of blade at 2 1/4-inch maximum cutting depth; 8 1/2 inches at 1-in. depth.

With blade-guard, splitter, fence, miter gauge, 2-inch machine pulley. Without motor, table extensions or bench.

99 M 2424L—Shipping wt. 50 lbs. \$62.99

With CRAFTSMAN 1/2-HP 3450 RPM sleeve-bearing capacitor motor (115-230-volt, 60-cycle AC); 40-inch V-belt, 2 1/2-inch motor pulley, 4-ft. cord. 99 M 24243L2—Shipping wt. 70 lbs. \$85.99

Accessories for use with above Bench Saw

Grid-type Table Extension. May be used on either side of blade. Over-all size 7x17 in. Adds 119 square inches of work-supporting surface for easy, more accurate handling of material. Made of tough precision-machined cast semi-steel. Easily mounted on saw.
 99 M 2723C—Shipping weight 11 lbs. . . . \$9.49

Steel Dado Insert. For converting above saw to cut dados. (See Dado Sets on page 58.)
 9 M 2722—Shipping weight 10 oz. \$1.69

Molding Head Insert. Fits Molding Head Cutter 9 M 3200 on page 58.
 9 M 24242—Shipping weight 11 oz. \$1.69


CRAFTSMAN Universal Jig
\$15⁹⁹

Here is one of the most accurate and safest bench saw attachments made to increase your saw's versatility. Makes the following cuts, joints: box miter, rabbet, dado tongue and rabbet, tongue and groove. Also: end lap, middle lap and open mortise tenon . . plus many, many more.

Cuts tenons to full capacity of any saw. Adjustable to hold material up to 2 inches thick, any length, width. Attaches to bench saw or shaper table.

Die-cast aluminum, 6 1/2 x 7 in. With 8 in. Kromedge tenoning blade . . fits 3/8, 1/2 in. saw arbor. Cuts square bottom grooves 1/8 in. wide . . assures you of hairline joints. 2 "C" clamps, 2 holding plates. Instructions. Fits saws with miter gauge slot 3/4 in. wide (not for use with the 8-inch Bench Saw 99 M 2424L on this page).
 9 M 3231—Shpg. wt. 6 lbs. 2 oz. . . \$15.99

Replacement Blade for above.
 9 M 3232—Shpg. wt. 1 lb. 10 oz. . . \$3.99



Handy Accessories for Bench Saws and other power tools

1 Taper Jig Attachment. For use on any bench or radial-arm saw. Cuts tapers up to 3 inches per foot or 15 degrees. Made of sturdy aluminum. Has easy-to-read scale. Complete instructions are included.
 Shipping weight 2 pounds 5 ounces.
 9 M 3233 \$5.99

2 CRAFTSMAN Hold-down Set. Fits most bench saws, radial-arm saws, shapers and jointers. Puts pressure on workpiece along entire length of the cut to assure a more accurate finish.
 Four steel fingers position and hold your work securely against fence (not included) for easier and more accurate operation.
 Set includes two clamps, two tempered steel L-rods, four holding devices and four spring-steel fingers. Mounting hardware included.
 9 M 3230—Shpg. wt. 3 lbs. 2 oz. Set \$3.99

3 CRAFTSMAN Jointer-Planer Blade Sharpener Attachment. For saws with miter grooves 5/8 to 3/4 in. wide, 5 in. from blade's face to center left-hand miter slot.
 For blades up to 6 3/8 in. long. Cast-iron holder, steel guide bars. Use with 6 x 1 1/2 in., 1 1/2-inch center hole grinding wheel (not included). See page 24 of this catalog for grinding wheels.
 9 M 2658—Shpg. wt. 8 lbs. \$12.99

4 Sanding Wheels. Convert bench radial-arm saw into disc sander. Medium grits 1 side; coarse other side. 8-in. diam. 3/8-1/2 in. hole. Cast aluminum. 1 side flat; 1 with 2° taper.
 9 M 2274—Shpg. wt. 1 lb. 3 oz. . . \$2.99
 10-in. diam. 3/4-5/8 in. hole. Steel. Flat surface on both sides.
 9M22723—Shpg. wt. 3 lbs. 14 oz. \$3.29
Replacement Discs for (4). 3-in. hole. Pkg. of 6; 2 each fine, med., coarse
 9M22730—8-in. Wt. 7 oz. Pkg. 99c
 9M22731—10-in. Wt. 10 oz. Pkg. \$1.29

NO MONEY DOWN . . for Sears Easy Terms see page 58

CRAFTSMAN 9-inch Tilting-arbor Bench Saw


REG. U. S. PAT. OFF.

Pre-tensioned controls hold settings automatically. Nothing to lock at each setting change

You get exceptional accuracy even when making repetitive cuts

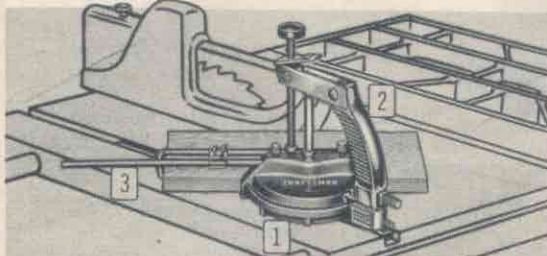
Without blade-guard, motor, side or roller extensions or stand

\$89⁹⁹
cash
NO MONEY DOWN



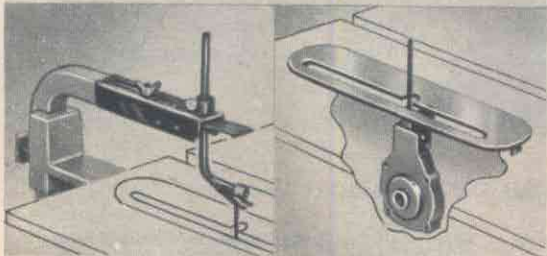
SPECIFICATIONS

- Depth of cut (maximum)..... 3 inches
- Blade type..... Chisel-tooth combination
- Blade, hole diam... Blade 9 in., hole $\frac{5}{8}$ in.
- Dado cap. (6-in. saw)..... 1 $\frac{1}{2}$ -in. depth, $\frac{1}{2}$ -in. width
- Blade tilt (max.)..... 45 degrees
- Bearings (Ball, 2)..... Permanently lubricated
- Table size..... 17x20 inches
- Distance in front of blade:
(at full 3-in. depth of cut)..... 8 inches
(at 1-in. depth of cut)..... 9 inches
- Miter gauge stops, 90° and 45° right and left
- Rip fence length..... (over-all) 24 $\frac{1}{4}$ in.
work face 20 $\frac{3}{4}$ in.
- Base size..... 16 $\frac{1}{2}$ x20 $\frac{3}{8}$ inches
- Blade speed...9500 peripheral ft. per minute
- Motor recommended (min.)..... $\frac{3}{4}$ HP, 3450 RPM
- Machine pulley (incl.): 2 in. ($\frac{5}{8}$ -in. bore)
- Motor pulley (incl.): 2 in., ($\frac{5}{8}$ -in. bore)
- V-belt (included)..... 34 in. long x $\frac{1}{2}$ in. wide
- Table height..... 13 $\frac{3}{4}$ inches
- Over-all dimensions..... 17 inches wide, 26 $\frac{3}{4}$ inches long



Miter Gauge and Accessories

- 1 CRAFTSMAN Miter Gauge. Accurate aluminum protractor for all-angle settings. Adjustable automatic stops at 45° and 90°. Precision-machined slide bar fits most saws with $\frac{3}{4}$ x $\frac{5}{8}$ -in. miter slot. Fits saws on this page and page 54 (not for 99M2424L on facing page). Fits most former model saws except 99-2465. Fits disc sander 99M2254L; shaper 99M2394N. 9 M 2764—Shipping weight 4 lbs. 2 oz..... \$10.99
- 2 Pistol-grip Hold-down. For above. Automatic spring-loaded thumb release. Safe... dependable. 9 M 27645—Shipping weight 2 pounds..... \$9.99
- 3 Miter Gauge Stop Rods. For miter gauge above and former numbers 9-2246 and 9-2720, 9-2760. 9 M 2125—Shipping weight 14 ounces..... \$1.99



Jig or Sabre Saw Attachment

Convert your bench saw into jig or sabre saw quickly... and at low cost! Attaches directly to saw arbor. It's as easy as changing a blade. No belts or pulleys needed. Fits saws on this page and page 54 (not for 99M2424L on facing page).

Precision bronze bearings. Reservoir of special grease lubricates all moving parts. Fits $\frac{1}{2}$ or $\frac{5}{8}$ -inch arbors. Sabre saw cuts 2 $\frac{1}{2}$ in. deep to make curved, irregular cuts on big, 4x8-ft. panels.

Use jig saw for finer, intricate cuts. Jig-saw arm supports blade rigidly, allows precise cutting to center of 20-in. circle. Uses 4 or 5-in., pin-end jig-saw blades.

Blades included. (See page 43 for additional jig saw blades and page 3 for additional sabre saw blades.) 9 M 2175—Shipping weight 4 lbs. 5 oz..... \$19.99

Up to 3-inch depth of cut... 17x20-inch table

A massive, heavy duty tool with precision construction throughout. Single hand-wheel controls both blade height and tilt. Elevating screw is tensioned to remove play in the threads. Floating-type motor mount minimizes strain on frame and arbor. Motor is not lifted but moves horizontally for easier tilting. Special gearing assures extra-fast tilting without loss of accuracy. Pick-off type fence removable at any point. Single lever locks fence

at both ends. Tilt indicator. Precision-machined cast semi-steel table. 9-inch KROMEDGE chisel-tooth combination blade stays sharp up to 5 times longer than ordinary blades. Without blade-guard, motor, extensions or stand. 99 M 2218L—Shpg. wt. 67 lbs..... \$89.99

With $\frac{3}{4}$ -HP 3450 RPM sleeve-bearing capacitor motor (115-230-volt, 60-cycle AC); 4ft. cord. 99 M 22185L2—Shpg. wt. 89 lbs.. \$114.95

Accessories for use with above Bench Saw

- 20-inch Adjustable Table Extension.
9 M 2178—Shipping weight 13 lbs.. \$13.99
- 8 $\frac{1}{2}$ -inch Grid-type Extension.
99 M 21047C—Shipping wt. 14 lbs.. \$11.99
- Rear Roller Extension.
9 M 22165—Shipping weight 8 lbs.. \$9.99
- Steel Dado Insert.
9 M 20006—Shipping weight 15 oz. \$1.99
- Molding Head Insert.
9 M 20001—Shipping weight 14 oz. \$2.19

Blade Guard with splitter, pawls.
9 M 21046—Shipping wt. 2 lbs. 13 oz. \$7.99

Pedestal Stand. Fits above bench saw and most other 8, 9 and 10-inch CRAFTSMAN bench saws except 99M2424L. Base 16 $\frac{3}{4}$ in. x 21 $\frac{1}{2}$ in. x 5 $\frac{1}{16}$ in. 4 caster holes. Steel column. 3 $\frac{1}{2}$ -in. diameter, 21-in. long.
99 M 2228L—Shipping wt. 60 lbs.. \$29.99


Ball-bearing Casters. Package of 4.
9 M 2819—Shpg. wt. 1 lb. 2 oz. Pkg. \$4.99

CRAFTSMAN 10-inch Tilting-arbor Bench Saw

REG. U. S. PAT. OFF.

Our finest Bench Saw . . . industrial quality . . . up to 3 $\frac{3}{8}$ -inch depth of cut . . . 20x27-inch table

Special micro-adjustment on fence assures extra cutting precision



Without blade-guard, hold-down, motor, stand or table extensions

\$129⁹⁵
cash
NO MONEY DOWN

SPECIFICATIONS

- Depth of cut (maximum) 3 $\frac{3}{8}$ in.
- Blade . . . Kromedge chisel-tooth comb.
- Blade size. 10-in. diam.; $\frac{5}{8}$ -in. center hole
- Table size. 27 in. long; 20 in. wide
- Distance in front of blade:
(at full 3 $\frac{3}{8}$ -in. depth of cut) . . . 13 in.
(at 1-in. depth of cut) 15 $\frac{1}{4}$ in.
- Blade tilt (maximum) 45°
- Length of fence. 32 $\frac{3}{4}$ in.
- Dado capacity (using 6-in. dado saw):
 $\frac{1}{2}$ in. wide; 1 $\frac{3}{8}$ in. deep
- Bearings. . . 2 ball, permanently lubricated
- Blade speed: 9000 peripheral feet per minute (approximate)
- Arbor speed recommended. . . 3450 RPM
- Motor recommended
(minimum) 1 HP 3450 RPM
- Base size. . . 14 $\frac{3}{4}$ in. wide; 16 $\frac{3}{4}$ in. long
- Table height 12 $\frac{1}{8}$ in.
- Over-all width 23 $\frac{3}{4}$ in.
- Over-all length 33 $\frac{3}{4}$ in.
- Mounting dimensions
(hole centers) 11 $\frac{3}{4}$ x13 $\frac{1}{8}$ in.
- Machine pulley (included) 2 $\frac{1}{2}$ in.
- Motor pulley (included) 2 $\frac{1}{2}$ in.
- V-belt (incl.) 42 in. long; $\frac{3}{4}$ in. wide

This superb saw is designed for continuous production work

The micro-adjustment permits you to adjust fence to exact cutting width without guesswork—without so much as a trial run. Simply twist knob . . . fence moves up to 2 in. either direction for final fine adjustments. You can lift the pick-off fence from table . . . or place it at any point on table. Single lever locks both fence ends squarely against table . . . not against guide bar. Fence can be used on either side of blade.

Sealed precision ball bearings, permanently lubricated. Extra-large 27x20-inch heavy cast semi-steel table; precision-ground; grooved on both sides of blade for miter gauge.

Screw mechanism cleans itself as you use it . . . for smooth-working controls. Tensioned to control play and backlash and to hold setting.

Motor, blade and belt tilt together to prevent belt twisting. Positive stops at 45° and 90°. Motor mount floats . . . belt stays tight. Tension device

between motor-mounting plate and support reduces transmission of vibration and jumping of motor . . . assures smoother operation.

With 10-inch Kromedge chisel-tooth combination blade, miter gauge, rip fence, rip fence rack, 2 $\frac{1}{2}$ -inch machine and motor pulleys, $\frac{1}{2}$ x42-inch V-belt and motor mount.

Saw without blade-guard assembly, hold-down, motor, side table extensions or stand.
99 M 2999N—Shipping wt. 135 lbs. . . . \$129.95

Saw above with CRAFTSMAN 1-HP 3450-RPM sleeve-bearing capacitor motor (115-230-volt 60-cycle AC). With 4-ft. cord.
99 M 1367N2—Shpg. wt. 162 lbs. . . . \$160.95

Adjustable Table Extension. Adds up to 20 inches to table. Includes extension and two solid steel rods.
9 M 2178—Shipping wt. 13 lbs. . . . Each \$13.99

Side Grid-type Table Extension. Cast semi-steel. Widens table 10 inches on either side. With bolts and rip-fence rack extension. Size 27x10 inches.
99 M 2769K—Shipping wt. 23 lbs. . . Each \$17.99

CRAFTSMAN Tool Stand. (Shown with saw.) Base 16 $\frac{3}{4}$ in. x 21 $\frac{3}{4}$ in. x 5 $\frac{1}{16}$ in. 4 caster holes. Steel column, 3 $\frac{3}{8}$ -in. diameter, 21 in. long.
99 M 2228L—Shipping weight 60 pounds. \$29.99

Package of 4 Casters for above tool stand.
9 M 2819—Shipping wt. 1 lb. 2 oz. . . Pkg. \$4.99

Blade Guard Assembly. Automatic-leveling guard tilts with blade. Has plastic insert. With guard, splitter, bracket, non-kick-back pawls.
9 M 2993—Shipping weight 5 lbs. . . . \$13.99

Dado Insert. For saw above. Steel snap-in type. Accommodates dados up to 6 inches.
9 M 29998—Shipping weight 14 oz. . . . \$2.19

Steel Molding Head Insert, Snap-in type.
9 M 29992—Shipping weight 14 oz. . . . \$2.19

CRAFTSMAN Powr-Pak. (Not shown.) Safe, convenient way to hook up tools. See it on page 38.
9 M 2134—Shipping weight 1 lb. \$4.99

Hold-down for Miter Gauge. (Shown on saw.) Spring-loaded; instant thumb release.
9 M 27645—Shipping weight 2 lbs. . . . \$9.99

CRAFTSMAN 9-inch Radial-Arm Saw

REG. U.S. PAT. OFF.

Only at Sears, a Saw with all these controls on the pistol-grip handle—

Feeding, swiveling, beveling and rotation. Main power switch, trigger switch for stop-start cutting and button switch for continuous cutting.



SPECIFICATIONS

- Motor... Develops 1 $\frac{3}{4}$ HP, 4100 RPM
- Blade size... 9-in. x $\frac{5}{8}$ -in. center hole
- Depth of cut (maximum)... 3 $\frac{3}{4}$ in.
- Depth of cut 45° (maximum)... 2 $\frac{1}{2}$ in.
- Width of crosscut maximum in 1-inch stock: 15 $\frac{1}{8}$ inches
- Width of rip (maximum)... 24 $\frac{1}{2}$ in.
- Height adjustment... 6 $\frac{1}{2}$ in.
- Dado size... 6-in. diameter x $\frac{1}{2}$ in.
- Dado depth (maximum)... 1 $\frac{1}{2}$ in.
- Miter index stops... Arm rotates 360°... fixed stops at 0° and 45° left or right
- Yoke... Swivels 360° with fixed stops at 0° and 90° right
- Bevel index... Motor tilts 180°... fixed stops, 0°, 45° and 90° left and 90° right
- Scales... Miter and bevel
- Table... 20x31 $\frac{1}{4}$ in. Resin-bond chipboard
- Column diameter... 2 $\frac{1}{4}$ in.
- Distance from center line of column to end of arm... 31 $\frac{1}{4}$ in.
- Over-all height (col. extended) 26 $\frac{3}{4}$ in.
- Switch... Trigger switch with key lock

Develops 1 $\frac{3}{4}$ HP **\$159⁹⁵** cash **NO MONEY DOWN**

- Built-in safety clutch and thermal overload protector resist motor burnout
- Key-lock for extra safety... helps prevent accidental starting

You get these six features only at Sears: (1) Advanced L-shaped arm support is extra rigid—won't sag... (2) Column lock holds arm rigidly in pre-set depth position... (3) Integral yoke and motor housing for accuracy—no extra moving parts... (4) Adjustable tension device for controlling rate of saw travel... (5) Color-coded controls permit quick operating setups... (6) Blade coasting is reduced by special geared motor design.

This quality-built saw is used by many professional carpenters and woodworking shops. It provides a radial saw's wide range of uses... ripping, cross-cutting, mitering, beveling... plus many extra applications when used with available accessories... the same as with much higher priced saws. (See page 57 for accessories.)

4-directional-adjustment permits almost unlimited blade positioning for extra versatility. Motor carriage glides smoothly along length of arm... unique flotation on 8 permanently lubricated multi-ball-bearing races. Four wipers clean the guide rails with every movement of the carriage.

Anti-kickback and adjustable hold-down built into guard. Elevating lock insures positive relationship of arm to column for extra accuracy. Full $\frac{3}{4}$ -inch (not $\frac{1}{2}$ -inch) arbor. Auxiliary shaft takes $\frac{1}{2}$ x20-thread chuck for standard tools and accessories. 9-inch Kromedge blade included. Universal motor unit has four permanently lubricated ball bearings. For 120-volt, 25-60-cycle AC. UL approved (Industrial Standards).

99 M 2931 N—Shipping weight 120 lbs.... \$159.95

CRAFTSMAN 10-inch Accra-Arm Saw

REG. U.S. PAT. OFF.

Our best Radial-Arm Saw has electro-magnetic brake that stops blade within 10 seconds



YOU GET THESE FEATURES ONLY AT SEARS

Color-coded controls up front for easy setups.

Large 20 $\frac{3}{8}$ x 40-in. table gives plenty working space.

Up-front arm lock and automatic 0 and 45° arm positioners operate separately for fast positioning.

Full 4 $\frac{3}{4}$ in. between ball bearing centers for smooth carriage travel.

$\frac{1}{2}$ x 20-thread right-hand spindle on back of motor to accommodate standard right-hand rotation tools. No adapters needed.

Fully enclosed 3-inch diameter column—extra rigid.

SPECIFICATIONS

- Motor . . . develops 2 HP, 3450 RPM
- Blade . . . 10 in. x $\frac{5}{8}$ -in. center hole
- Depth of cut (max.) . . . 2 $\frac{1}{2}$ inches
- Depth of 45° cut (max.) . . . 2 $\frac{1}{8}$ in.
- Width of crosscut maximum in 1-inch stock 16 $\frac{3}{4}$ inches
- Width of rip (max.) 25 $\frac{3}{8}$ inches
- Height adjustment 8 inches
- Dado size 8-in. diameter x 1 $\frac{3}{8}$ in.
- Dado depth (maximum) . . . 1 $\frac{1}{2}$ inches
- Miter index stops . . . Arm rotates 360°—fixed stops at 0° and 45° right and left
- Yoke . . . Swivels 180° right or left—fixed stops at 0°, 45° and 90° right or left
- Bevel index . . . Motor tilts 180°—fixed stops at 0°, 45° and 90° right and left
- Table . . . Laminated hardboard, resin-bonded wood particles 20 x 40 x 1 in.
- Column diameter 3 inches
- Distance from center line of column to end of arm 30 $\frac{1}{2}$ inches
- Over-all size 34x40x29 in.
- Scales . . . Miter, bevel, in-and-out rip

Without stand **\$219.95** NO MONEY DOWN
cash

- Automatic thermal overload protector resists motor burnout
- Key switch provides extra safety when tool is left unattended

This great saw is designed to meet the requirements of professional craftsmen, and home workshop owners who demand the very best tools. A big, brawny tool . . . power-packed to breeze through the tough jobs . . . yet built with such precision that it gives exceptional cutting accuracy.

The special brake works much faster than ordinary mechanical-type brakes. Stops blade automatically when power is shut off. No waiting between set-ups. Brake does NOT drag when blade is started.

Saw glides along entire length of radial arm on sealed, permanently lubricated ball bearings . . . a feather-light touch moves the entire carriage mechanism. In laboratory tests the carriage was moved back and forth over 20,000 times while damp, resinous sawdust was blown over the mechanism . . . there was no clogging and a minimum of wear. Cuts from top . . . layout marks always in view. Settings hold fast

. . . assure precision cuts even with repeated operations. Adjustable anti-kickback device. Handle and motor are an integral assembly . . . single-hand control with full-view cutting keeps you in command at all times. Big table doubles as work bench . . . simply swing arm aside. Table-leveling device operates from top . . . easy to reach.

Powerful single-phase 3450-RPM capacitor motor operates on 115-230-volt, 60-cycle AC. $\frac{3}{4}$ -inch diameter motor shaft. Draws only 10 amps. under average working conditions. Direct drive delivers full power . . . no belts, pulleys or gears. Motor has precision ball bearings, permanently lubricated. With 10-inch Kromedex combination blade. UL approved (Industrial Standards). Stand not included. See Stand 99M10308L5 on opposite page; also see accessories on opposite page.

99 M 2940N—Shipping weight 182 pounds \$219.95



SHAPES



DRILLS



RIPS



DADOES



MITERS





ROUFS



SANDS



RABBETS



Many more uses for **CRAFTSMAN** 9-inch and 10-inch Radial-Arm Saws with these Accessories

1 CRAFTSMAN Precision-gear Key Chuck. Converts your radial-arm saw for routing, cutting . . . and many, many other operations. Holds standard shank boring tools up to 1/2-inch diameter. Fits 1/2-in. x 20-thread shaft. Capacity 3/4 to 1 1/2-in. Professional quality. 9 M 2980—Shpg. wt. 1 lb. . . \$5.99

2 Sabre Saw Attachment. Just slip it on the motor shaft . . . and you're ready to cut intricate designs and curves, and make blind cuts. Maximum depth of cut 2 inches. Easily cuts a 2x4. Efficient, direct drive . . . no belts or pulleys are needed. 9 M 2952—Wt. 2 lbs. 8 oz. \$14.99

3 Rotary Surface Planer Attachment. Three blades remove stock swiftly, leave surface extra-smooth. Attaches to saw in a jiffy . . . screws on motor shaft. 1/2x20-thread. A real work-saver. 9 M 2951—Wt. 1 lb. 6 oz. . . \$6.99

4 Sanding Plates. 10-inch diameter. One side medium grit; other side coarse grit. Flat sanding surface. 1/2x20 Standard Thread Hub. Fits former 99-2930. 9 M 22725—Wt. 4 lbs. 6 oz. \$4.99
 3/4x12 Acme Thread Hub. Fits Saw 99M2940N on opposite page and 99M2931N on page 55 and former number 99-2900. 9 M 22724—Wt. 4 lbs. 6 oz. \$4.99

5 Molding Head Guard. Gives you protection when using your radial-arm saw as a shaper. Use with molding cutters shown on page 58 of this catalog. 9 M 29525—Wt. 1 lb. 13 oz. \$9.99

6 Floating Ring Guard. You have a clear view of operation at all times. Guard "floats" up over work as it is fed into saw. Covers saw teeth . . . protects hands. 9 M 29005—Wt. 1 lb. 8 oz. . . \$5.99

7 Shaper Fence. 3-inch movement. 45° angular adjustment. An ideal support when cutting picture frames. Shpg. wt. 2 lbs. 15 oz. 9 M 2953 . . . \$6.99

8 Hold-down Attachment. Fits most bench saws, radial-arm saws, shapers and jointers. Keeps hands away from cutting blade. Provides constant pressure on the work-piece the entire length of cut. Four steel fingers hold work from four directions at the same time . . . keep work from creeping away from blade. Attachment includes 2 clamps for attaching auxiliary rip fence (rip fence not included) to regular rip fence; 2 tempered steel "L" rods that attach to clamps and hold-down fingers; 4 holding fixtures that lock fingers to "L" rods; 4 spring steel hold-down fingers. All necessary mounting hardware and easy-to-follow instructions included. Shipping wt. 3 lbs. 2 oz. 9 M 3230 . . . \$3.99

CRAFTSMAN Radial-Arm Saw Book. Gives complete information for getting the most out of the radial-arm saws shown in this catalog. Explains and shows all operations. Describes techniques for working with wood, plastics and various metals. Durable plastic cover. 192 pages; 200 illustrations. 9 M 2955—Wt. 1 lb. . . \$3.99



Heavy-duty Stand or Cabinet


9 Extra heavy duty . . . very attractive. Gives rigid, solid support for radial-arm saws and other heavy power tools. May be used with either of the saws on pages 55 and 56. Holds either 5 drawers or 4 shelves (listed below) . . . or any combination. Easily converted into a shop cart by adding the casters listed below.

Basic stand has top tray with 1 3/8-inch rim, bottom and back. Use top with rim down as a shelf, or with rim up as a tray. Adjustable feet permit leveling stand on uneven floors. Attractive gray enamel finish; drawers have red trim. Easily assembled.

Stand with 3 drawers and door. 23 3/4x18x32 1/2 in. See description of door and drawers below. 99 M 10308L5—Shpg. wt. 81 lbs. \$42.99
 Basic Stand only. Without drawers or door. 99 M 10307L—Shpg. wt. 46 lbs. \$26.99
 Steel Drawer*. 16 1/2x15 1/2x4 1/4 in. Includes mounting rails and compound drawer slides. 99 M 10327C—Shpg. wt. 9 lbs. \$4.99
 Steel Shelf*. 16 1/2x18 1/2x1 1/2 in. Mounting hardware included. 99 M 10347C—Shpg. wt. 4 lbs. \$2.99
 Steel Door*. Full-length piano-type hinge for smooth operation. Tumbler lock and 2 keys. 99 M 10337C—Shpg. wt. 10 lbs. \$5.49

*The above 3 accessories fit stand above and also 99 M 1030L below, former 99-1031 and 99-10317.

10 Retractable Caster Set. Step on lever and casters lower for rolling. Step on lever again and casters retract . . . and stand rests solidly on floor. Extra heavy duty cast aluminum with hard plastic wheels. For use with stand above. Also for 99M10525K and 99M10425L on page 38; also former 99-1026, 99-1031 and 99-10317. Set of four. 99 M 7440C—Shpg. wt. 11 lbs. Set \$10.99



More Accessories For CRAFTSMAN 9-inch and 10-inch Radial-Arm Saws

ACCESSORY	Catalog Number	See page
Blades	All 9 and 10-inch Blades.	59-60
Dado Set	9M32471, 9M3257	58
Cut-off Wheel	9M6465	24
Molding Head Set	9M3215	58
Wire Scratch Wheels	9M64800, 9M64801F 9M64820, 9M64821F 9M64830, 9M64831F	23
Sanding Drum	9M25246	23
Finish Sanding Kit †	9M28476	23
Wire Brushes	9M64880, 9M64881 9M64890, 9M64891	23
Power Wood Boring Bits †	9M2092	17
Wood Screw Pilot Bits †	9M4203, 9M4204	17

†For use with chuck 9M2980 at top of page. The auxiliary shaft on CRAFTSMAN Radial-Arm Saws fits any key-type chuck with 1/2x20-thread.

Utility Stand

11 A rugged, heavy-gauge steel stand for use with Radial-Arm Saw 99M2931N on page 55 and former number 99-2930. Not for saw on facing page. 23 3/4x18x32 1/2 in. high. Adjustable feet permit leveling stand on uneven floors. 20-inch space between top and bottom rails will hold 5 drawers or 4 shelves . . . or any combination. Drawers and shelves not included (listed above). Easily assembled. Not for use with casters. 99 M 1030L—Shpg. wt. 31 lbs. . . \$17.99

NO MONEY DOWN: It's easy to equip a complete power tool shop when you use Sears Easy Terms . . . see page 58 for complete details



Cuts moldings and locking joints

CRAFTSMAN Cutter

REG. U. S. PAT. OFF.

3-blade Bit Set **\$279** 23-piece Bit Set **\$1799**

23-pc. Set. Lets you use your CRAFTSMAN bench saw or radial-arm saw as a jointer-planer or shaper. Copy designs... make your own. Special, tough steel... heat treated. Safety locks align bits. Fits most bench, radial arm saws with 1/2, 3/8, 1/2-inch round arbor and most dado, special molding inserts. Includes 18 bits (six 3-pc. sets—A through F shown at left). Comes with wrench, spacer washer, bushings, instructions. In plastic case.

9 M 3221—Shipping weight 2 pounds 10 ounces... **\$17.99**

Cutter Head only. Same as above but without bits.

9 M 3200—Shipping weight 1 pound 6 ounces... **\$4.99**

Cutter Bit Sets. Tool steel. Bits are 1 inch wide, 3 bits to each set. Shipping weight 5 ounces (except 9M2303—six-bit set).



Catalog No.	Type of Pattern	Set
9 M 2353	Cabinet Door Lip	\$2.79
9 M 2355	Base Molding	2.79
9 M 3201	Glue Joint	2.79
9 M 2352	3 bead 1/4 inch each	2.79
9 M 3212	3/8-inch Cove and Bead	2.79
9 M 2302	1-inch Planer and Jointer	2.79
9 M 3211	Window Sash	2.79
9 M 3204	90° Flute	2.79
9 M 3210	Panel Cupboard Door	2.79
9 M 3208	3/8-in., 3/4-in. Quarter Round; 1/4-in. Bead	2.79
9 M 3206	1-inch Flute 1 1/2-inch radius	2.79
9 M 3207	3/8-in. Quarter Round; 3/4-in. Cove Drop Leaf	2.79
9 M 2354	Clover Leaf and Screen Mold	2.79
9 M 3202	"Ogee" Window and Door Stop	2.79
9 M 3203	1/4-inch Flute and 1/2-inch Cove	2.79
9 M 3209	3/8-inch Cove	2.79
9 M 2351	1/4-inch and 1/2-inch Quarter Round	2.79
9 M 3205	Curved Flute and 3/8-inch Quarter Round	2.79
9 M 2303	Tongue and Groove. Includes 6 bits. Wt. 7 oz.	4.99



CRAFTSMAN Kromedge Dado Sets

- Precision-ground blades and matched chippers
- Surfaces have hard chrome deposits... not just chrome plated
- Rust-resistant, tough chrome-nickel molybdenum steel

1 7-in. Satin-cut Dado Set... a Sears first. Specially designed for use on plywood, fine veneers, mosaics, other sensitive materials. Ideal for work across grain on wood, chip-board, etc.

Cuts straight, smooth sides... 1 1/2 inches deep, 1 1/8 inch wide. 7-inch diam., 5/8-inch arbor. For radial-arm, bench saws.

9 M 3257—Shpg. wt. 4 lbs. 10 oz. Set **\$24.99**

2 6-in. Set. 4 chippers 1/8-in.; one 1/8-in. thick. Two 1/8-in. thick outside saws. Shipping weight 3 pounds 2 ounces.

9 M 3248—1/8-in. round hole... Set **\$9.99**

9 M 3249—3/8-in. round hole... Set **9.99**

3 8-inch Heavy-duty Set.

For bench, radial-arm and swing saws, 5/8-in. arbor. Six 1/8-inch thick chippers and 2 outside saw blades 1/8-inch thick. Paper washer included for making width adjustments of 1/16 inch.

Shpg. wt. 6 lbs. 2 oz.

9 M 32471... Set **\$16.99**

Outfit your Shop with Sears **POWER TOOLS** on Easy Terms... details below



4 CRAFTSMAN Gum and Pitch Remover. Cleans wood-cutting blades quickly and easily.

Aids free, easy cutting; helps prevent rust. 8-ounce can. 9M49191-1 pt. Wt. 1 lb. 7 oz. **99c** 9M49192C-1 gal. Wt. 10 lbs. **\$3.99**

6 Saw Blade Stabilizers. Reduce vibration, wobble. For blades 7 to 10-inch diameter. Ideal for carbide-tipped blades, most regular blades. Steel. 4-inch diameter hole bushed for 1/2-3/8-inch. Package of 2.

9 M 4952—Wt. 1 lb. 2 oz. Package **\$2.49**

5 CRAFTSMAN Saw-sharpening Vise. Holds circular saw blades. For blades 5 1/2 to 12-in. diam.

Mounts in bench saw miter slot (up to 3/4 inches) or on work bench. Die-cast zinc. Steel bolt, wing nut and wrench.

9 M 3531—Shpg. wt. 2 lbs. **\$2.99**

7 CRAFTSMAN Circular Saw Blade Setter. Hammer tap sets teeth. For 4 to 12-in. blades with 1/2, 3/8, 1/4, 1-in. center hole. For 3/4 to 1-in. miter gauge slot. Steel anvil, aluminum body parts, wrench, 4 bushings, 2 plungers. Instructions are included.

9 M 3530—Shpg. wt. 15 oz. **\$2.79**

NO MONEY DOWN ON SEARS SPECIAL EASY TERMS

For Power Tools from \$50 to \$200.00		
If Total Cash Price Amounts to	We Shall Add for Credit Price	Amount Payable Monthly is
\$50.01 to \$55.00	\$ 6.50	\$5.00
55.01 to 60.00	7.00	
60.01 to 65.00	7.50	
65.01 to 70.00	8.00	
70.01 to 80.00	10.00	
80.01 to 90.00	12.00	
90.01 to 100.00	14.00	
100.01 to 110.00	15.00	6.00
110.01 to 120.00	17.00	
120.01 to 130.00	19.00	7.00
130.01 to 140.00	21.00	
140.01 to 160.00	25.00	7.50
160.01 to 180.00	29.00	
180.01 to 200.00	32.00	9.50

If your purchase totals \$20 or more and less than \$50, you can buy your tools on Sears Regular Easy Terms. For more information, visit your Sears Retail Store or Catalog Sales Office.

For Power Tools over \$200.00		
If Total Cash Price Amounts to	We Shall Add for Credit Price	Amount Payable Monthly is
\$200.01 to \$220.00	\$35.00	\$10.50
220.01 to 240.00	38.50	11.50
240.01 to 260.00	41.50	12.50
260.01 to 280.00	45.00	13.50
280.01 to 300.00	48.00	14.00
300.01 to 320.00	51.00	15.00
320.01 to 340.00	54.50	16.00
340.01 to 360.00	57.50	17.00
360.01 to 380.00	61.00	18.00
380.01 to 400.00	64.00	19.00
400.01 to 420.00	67.00	20.00
420.01 to 440.00	70.50	21.00
440.01 to 460.00	73.50	22.00
460.01 to 480.00	77.00	23.00
480.01 to 500.00	80.00	24.00
500.01 to 520.00	83.00	25.00
520.01 to 540.00	86.50	26.00
540.01 to 560.00	89.50	27.00
560.01 to 580.00	93.00	28.00
580.01 to 600.00	96.00	29.00

If over \$600, write for Special Terms

IMPORTANT NOTICE ABOUT PRICES

We reserve the right to change the price of any item in this catalog should the Federal, State or Local governments increase by taxes or otherwise the cost or selling price of any item shown in this book... we reserve the right to add such taxes or other increases of cost or selling to the prices shown. The prices shown in this catalog are good for the continental United States only.

Because of transportation costs, prices in your Sears, Roebuck and Co. retail store may vary slightly from the prices shown in this Tool Catalog



Mono-cutter Molding Head Set with 18 bits

20-pc. Set **\$23.99** (Includes head, case)

Make as many designs of trim, molding and joints as you like. There is practically no limit to the number of designs you can make when these bits are used in combinations.

This set is made especially for Sears Radial-arm Saw, but it will also fit any 1/2-inch or 3/8-inch arbor.

Bits can't turn in cutter head... designed to stay in perfect alignment at all times. Operates completely chatter-free, turns out trim or moldings uniform in shape and size.

Sturdy plastic storage case folds into 5 1/2 x 8-inch size or hangs on wall. With wrench, spacer-washer, bushings. Instructions included.


9 M 3215—Shpg. wt. 3 lbs. Set **\$23.99**

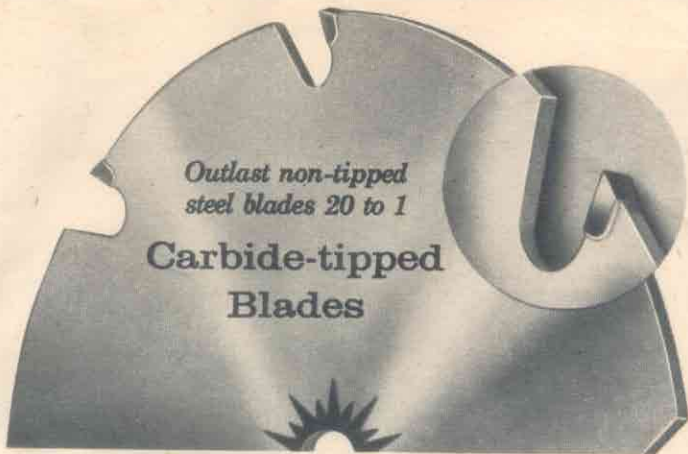
Blade Sharpener

Re-tooths, gums, joints circular saw blades up to 12-inch diameter. Complete with grinding wheel. Gives your work a professional's accuracy. Two index dials, safety guide for your protection.

For bench and radial arm saws. Bushings for 1/2, 3/8, 1/4 and 1-inch-round center holes. Full instructions are included. Shipping weight 5 pounds.

9 M 3532... **\$19.99**





Super-hard . . . save you time and money

- Tungsten-carbide tips . . . hardest man-made metal
- Most versatile of all blades . . . cut fast and *stay sharp longer*

Cost of one CRAFTSMAN carbide-tipped blade is just a fraction of what you'd spend for the many non-tipped blades you would use during the life of your carbide-tipped blade. Cut smoother, feed more evenly . . . take less power than regular blades. Kromedge treated to resist rust, build-up of pitch and gums. Rip, crosscut, miter and bevel. Cut all woods, most plastics, Formica®, asbestos, thin brass, aluminum and wallboard. (Not for masonry, ferrous metals.) Cut width about 1/8 inch.

8-tooth blades. (12-inch diameter blade has 12 teeth.)

Catalog Number	Diameter	Center hole	Shipping weight	Price
9 M 32465	6 1/2 inches	5/8 in. round*	1 lb. 4 oz.	\$ 7.99
9 M 32453	7 inches	3/4 in. round*	1 lb. 12 oz.	8.99
9 M 32467	7 1/2 inches	7/8 in. round*	1 lb. 13 oz.	9.49
9 M 32454	8 inches	1 in. round*	2 lbs. 4 oz.	9.99
9 M 32457	9 inches	1 1/8 in. round*	2 lbs. 13 oz.	10.99
9 M 32458	10 inches	1 3/8 in. round*	3 lbs. 5 oz.	11.99
9 M 32459	12 inches	1 7/8 in. round*	3 lbs. 2 oz.	18.99

Five Disposable Blades

Ideal for contractors. Use to make framing cuts on heavy timbers, 2x4's, etc. Not for finish cuts, trims, cabinetry.

Can not be reset or filed. 24 chisel teeth, flame hardened, high-carbon steel. 17-gauge tempered body. 6 1/2-in. diameter. 5/8-1/2 in. bushed arbor.*

Accurately set and beveled. Black oxide finish, lacquered. Package of 5.

Shipping weight 2 pounds 15 ounces.
9 M 3261 Package \$4.99

INDEX

Abrasives	16, 22-24	Motors; Accessories	18, 19
Band Saws	45	Motors, Replacement	18
Benches, Power Tool	38	Planers	11
Bench Saws; Accessories	51, 52-56	Polishers	4, 5, 7
Bits, for Wood, Metal	16	Polishing Equipment	22-25
Clamps	39	Power-Pak	38
Dado Sets	58	Pulleys	20
Drill Presses; Accessories	33, 35-37	Radial-arm Saws; Accessories	55-57
Elec. Drills; Accessories	12-15, 17	Router, Portable; Accessories	10
Elec. Drill Attachments	15	Sabre Saws, Blades	2, 3
Electric Hand Saws	8, 9	Safety Goggles	24
Electrical Accessories	38	Sanding Equipment	4-7, 22, 23
Five-Tool Power Tool	51	Sanders; Sander-Polishers	4-6
Flexible Shafts; Accessories	21	Sander, Belt and Disc	42
Floor Model Saw	50	Saw Blades, Circular	59, 60
Gem Makers; Accessories	40	Saw Horse Brackets	38
Glues, Other Adhesives	23, 39	Shaper	42
Grinders, Grinding Wheels	10, 24, 25	Shaper Cutters	37
Hack Saws, Power	34	Sharpener, Saw	50, 58
Impact Tool; Accessories	11	Stands for Drills	15
Instruction Manuals	41	Switches, Electrical	19
Jig Saws, Blades	43	Thickness Planer	46, 47
Jointer-Planers	46, 47	Tool Board, Perforated	41
Lathes, Metal; Accessories	30-33	Tool Stands	38
Lathes, Wood; Accessories	44	Vacuum Cleaners; Accessories	48, 49
Lineshafts, Accessories	20	V-Belts	21
Lights, Tool Bench	38	Vises	27, 58
Mandrels	20	Welders, Arc; Accessories	28, 29
Molding Cutter Head, Bits	58	Welding Equipment, Oxy-Acetylene	26, 27

SEARS GUARANTEE

We guarantee that every article in this catalog is honestly described and illustrated . . . We guarantee that any article purchased from us will give you the service you have a right to expect . . . If for any reason whatever you are not satisfied with any article purchased from us, we want you to return it to us . . . We will then exchange it for exactly what you want, or will refund your money.

SEARS, ROEBUCK AND CO.

CRAFTSMAN

Kromedge Blades

stay sharp up to 5 times longer than standard blades

They're made from extra-tough chrome-moly steel. Then they're specially chrome plated to make the surfaces super hard, extra-resistant to rust. Tempered under pressure . . . evenly tensioned to run true, reduce wobble to minimum. Accurately ground for perfect balance.

1 Chisel-tooth Combination. Beveled teeth. Crosscuts, rips. Takes less power than other type blades.

Catalog Number	Diam. in.	Teeth	Center hole	Shpg. wt. lb. oz.	Price
9 M 32401	4	30	1/4 in. round*	5	\$1.29
9 M 32403	5 1/2	24	3/8 in. round*	8	1.69
9 M 32661	6 1/2	20	1/2 in. square	10	1.99
9 M 32662	6 1/2	20	5/8 in. round*	10	1.99
9 M 32663	6 1/2	24	3/4 in. round*	12	1.99
9 M 32664	7	26	7/8 in. round*	12	2.19
9 M 32665	7 1/2	26	1 in. round*	15	2.29
9 M 32666	8	28	1 1/8 in. round*	1	2.49
9 M 32667	9	28	1 1/4 in. round*	1	2.99
9 M 32668	10	28	1 1/2 in. round*	1	3.29

2 Nail-cutting Blade. Extra-hard alloy steel. For flooring and lumber salvage. Crosscuts and rips. 5/8-1/2 in.*
9 M 32382—6 1/2-in. Shipping weight 12 oz. \$4.99
9 M 32384—8-in. Shipping weight 1 lb. 2 oz. 5.99

3 Cabinetwork Combination. Extra-thin gauge. Makes almost invisible joints . . . cuts with minimum waste. Leaves no teeth marks. For 7 to 10-inch bench saws. 5/8-1/2 inch round center hole.*
9 M 32431—6 1/2-in. 52 teeth. Shpg. wt. 14 oz. \$2.29
9 M 32432—8 in. 56 teeth. Shpg. wt. 1 lb. 2.79

CRAFTSMAN Thin-rim Blades

For satin-smooth cuts in veneer, plywood. Taper-ground rim. Teeth need no set. Resist rust, pitch, tars.

4 Veneer, Plywood Blade. 5/8-1/2 in. hole.*

Catalog No.	Diam. in.	Teeth	Shipping weight	Price
9 M 32532	6 1/2	150	12 oz.	\$3.69
9 M 32537	8	176	1 lb. 4 oz.	4.99
9 M 32538	9	200	1 lb. 11 oz.	5.99
9 M 32539	10 1/2	200	2 lbs. 3 oz.	7.99

5 Cabinetmaker's Combination Blade. 5/8-1/2 in. hole.*

Catalog No.	Diam. in.	Teeth	Shipping weight	Price
9 M 32541	6 1/2	52	11 oz.	\$3.69
9 M 3254	8	56	1 lb. 2 oz.	4.99
9 M 32543	9	64	1 lb. 10 oz.	5.99
9 M 32544	10 1/2	72	2 lbs. 2 oz.	7.99

3/4-1/2 in. round hole.

6 Fine-tooth Crosscut Blade for plywood. Cuts Celotex, veneers, etc. For electric hand, radial arm, bench saws.

Catalog Number	Diam. in.	Teeth	Center Hole	Shipping weight	Price
**9 M 32441	4	100	1/4 in.	5 oz.	\$1.49
9 M 32442	6 1/2	150	5/8 in.*	12 oz.	2.29
9 M 32445	7	200	3/4 in.*	13 oz.	2.49
9 M 32447	8	176	7/8 in.*	1 lb.	2.79
9 M 32448	9	200	1 in.*	1 lb. 8 oz.	3.09
9 M 32446	10	200	1 1/8 in.*	1 lb. 11 oz.	3.49

**For 5/8-in. saw, 1/4-in. electric saw attachments.

Kromedge Blades

For cutting hardboards, Masonite, plywood laminates . . . for slicing metals

7 For sheet-metal roofing, iron. Use goggles (see page 24).

Catalog Number	Diam. in.	Center hole*	Shpg. wt. lb. oz.	Price
9 M 32507	6 1/2	5/8-1/2 in.	12	\$2.99
9 M 32502	8	7/8-1/2 in.	15	3.49
9 M 32504	10	1-1/2 in.	6	3.99

8 For copper, brass, aluminum. 5/8-1/2 inch round hole.*
9 M 32505—6 1/2-inch diam. Shipping wt. 13 oz. \$4.99
9 M 32506—8-inch. Shipping weight 1 lb. 5.99

For Masonite, hardboard, waterproof plywood. (Not shown.) 60 Kromedge teeth. Tempered, chrome-nickel-moly steel. Outlasts ordinary saw-blade steel 2 to 1. 8-in. diam. 5/8-1/2 in. round hole.*
9 M 3258—Shipping weight 1 pound 3 ounces . . . \$2.99

9 Our Finest. Use to cut Masonite Presdwood, hardboard, waterproof plywoods, wood laminates. Super-hard carbide tips, plus Kromedge treatment. Result: blade that outlasts ordinary steel blades 15 to 20 times. 32 precision, diamond-ground, alternately top-beveled teeth give extra-sharp cutting edges. 8-in. diam. 5/8-1/2 in. center hole.

9 M 3259—Shipping weight 2 pounds 4 ounces. \$24.99

*NOTE: Center hole knockout bushed for arbor sizes shown in listings.



20,669 16 207



CRAFTSMAN
REG. U.S. PAT. OFF.

*The Greatest Name
in Tools*

Each tool is designed to meet professionals' demand for top-quality performance. You are assured of full satisfaction... see guarantee at bottom of page 59.

Introducing 3 great, new **CRAFTSMAN** Kromedge Blades..exclusive at Sears
Stay sharp up to 5 times longer than standard blades

**New! "Free-Smooth Cut" hollow ground
Blades with stabilizer holes and slots**

1 Deep hollow ground, cut freer. Expansion holes... slots for accurate, quiet operation even in tough wood, plastics. Won't warp, distort from heat. Heavy center for stability... clean, smooth glue joints.

Chrome-nickel-moly steel... tempered, tensioned. Resist build-up of gum, pitch. For fine-finishing, rips, crosscuts, miters. *Teeth need no set.* 5/8-1/2-inch bushed hole except 10 inches (3/4-5/8-inch).

Catalog No.	Diameter	Gauge Taper	RPM	Shipping weight	Price
9 M 32641	6 inches	...15-18...	5080-7640	10 ounces	\$3.49
9 M 32649	6 1/2 inches	...15-18...	4700-7200	13 ounces	3.69
9 M 32642	7 inches	...15-18...	4350-6550	14 ounces	3.99
9 M 32644	8 inches	...15-18...	3820-5730	1 pound	4.99
9 M 32645	9 inches	...13-16...	3400-5090	1 pound 10 ounces	5.99
9 M 32646	10 inches	...14-17...	3050-4580	1 pound 14 ounces	7.99

**New! "Free-Cut" Rip and Combination
Blades... precision taper ground**

Heavy center for great stability... minimum vibration, wobble. Taper-ground and set for fast, *precise* cuts.

Accurately taper-ground and tensioned for perfect balance. Chrome-nickel-molybdenum steel.

2 "Free-Cut" Rip Tooth.

Catalog No.	Diameter	Teeth	Gauge	Center hole*	RPM	Shpg. wt.	Price
9 M 32621	6 inches	..30..	..18..	5/8-1/2 inch	5080-7640	10 oz.	\$2.19
9 M 32629	6 1/2 inches	..30..	..18..	5/8-1/2 inch	4700-7200	12 oz.	2.49
9 M 32622	7 inches	..30..	..18..	5/8-1/2 inch	4350-6550	14 oz.	2.69
9 M 32624	8 inches	..36..	..18..	5/8-1/2 inch	3820-5730	1 lb. 1 oz.	2.99
9 M 32625	9 inches	..36..	..16..	5/8-1/2 inch	3400-5090	1 lb. 8 oz.	3.29
9 M 32626	10 inches	..36..	..16..	5/8-1/2 inch	3050-4580	1 lb. 14 oz.	3.69

3 "Free-Cut" Combination. For crosscuts and miters. Also for ripping on furniture woods, trim, etc.

Catalog No.	Diameter	Gauge	Center hole*	RPM	Shpg. wt.	Price
9 M 32631	6 inches	..18..	5/8-3/4 in.	5080-7640	10 oz.	\$2.59
9 M 32639	6 1/2 inches	..18..	5/8-3/4 in.	4700-7200	12 oz.	2.99
9 M 32632	7 inches	..17..	5/8-3/4 in.	4350-6550	13 oz.	3.19
9 M 32634	8 inches	..17..	5/8-3/4 in.	3820-5730	1 lb. 1 oz.	3.49
9 M 32635	9 inches	..16..	5/8-3/4 in.	3400-5090	1 lb. 10 oz.	3.79
9 M 32636	10 inches	..16..	5/8-3/4 in.	3050-4580	1 lb. 14 oz.	3.99
9 M 32638	12 inches	..15..	1-3/4 in.	2540-3820	2 lbs. 10 oz.	4.99

*NOTE: Center hole knockout bushed for arbor sizes listed.