

# Sears

## CRAFTSMAN

REG. U. S. PAT. OFF.

# POWER and HAND TOOLS

## 1966

(Complete index on page 98)

Air Tools	46
Automotive Tools	84, 85
Band Saws	14
Bench Saws, Blades	6-10
Braces and Bits	68
Chisels	60, 81
Drills	18, 40-43, 68
Electric Hand Saws	54, 55
Grinders	30, 31, 39
Hack Saws	17, 73
Hammers, Saws, Staplers	62-65
Jig Saws	15
Jointer-Planers	12
Lathes	13, 20, 21
Levels	67
Miter Boxes	65
Motors	36, 37
Planes	47, 66
Pliers	77-79
Plumbers' Tools	58, 59
Precision Tools	74-77
Sabre Saws	48, 49
Sanders	16, 50-53
Screwdrivers	80
Shapers	16
Shop Vacuums	11
Soldering Guns	57
Surveying Instruments	70, 71
Radial-arm Saws	2-4
Taps and Dies	82, 83
Tool Boxes and Cabinets	98-100
Tool Stands and Benches	3, 33, 97
Welders	24-27
Wrenches	58, 84, 86, 87, 89-96

*Satisfaction guaranteed  
or your money back*



# CRAFTSMAN 10-inch Accra-Arm Saw

REG. U.S. PAT. OFF.

*Our best Radial-Arm Saw has a special friction-lock for the carriage*



When carriage is pushed back, the lock holds it at rear of track . . . stops bounce-back and creeping

Electro-magnetic brake stops blade within 10 seconds . . . does NOT drag when blade is started

Color-coded controls up front for fast set-ups

Big 20 $\frac{3}{8}$  x 40-inch work table

Back end of shaft has standard  $\frac{1}{2}$ -in. x 20-thread . . . needs no special adapters for accessories

Enclosed 3-in. diameter column assures extra rigid support

Develops 2 HP **\$209<sup>95</sup>** without stand

- Automatic thermal overload protector resists motor burnout
- Key lock on switch provides extra safety when tool is left unattended

Designed to meet the requirements of professional craftsmen, and home workshop owners who demand the very best tools. A big, brawny saw . . . power-packed to breeze through the tough jobs . . . yet built with such precision that it gives exceptional accuracy.

The electro-brake works much faster than ordinary mechanical brakes. Stops blade automatically when power is shut off. No waiting between set-ups.

Saw glides along entire length of radial arm on sealed, permanently-lubricated ball bearings.  $4\frac{3}{4}$  inches between bearing centers for extra-smooth carriage travel . . . a feather-light touch moves entire carriage mechanism. In laboratory tests, the carriage was moved back and forth over 20,000 times while damp, resinous sawdust was blown over the mechanism . . . there was no clogging and a minimum of wear.

Cuts from top . . . layout marks always in view. Settings hold fast . . . assure precision cuts even with


repeated operations. Adjustable anti-kickback device. Handle and motor are an integral assembly . . . single-hand control with full-view cutting keeps you in command at all times. Big table doubles as work bench . . . simply swing arm aside. Push-button on-off switch. Miter latch lever, arm lock and elevating mechanism are up front and easy to reach.

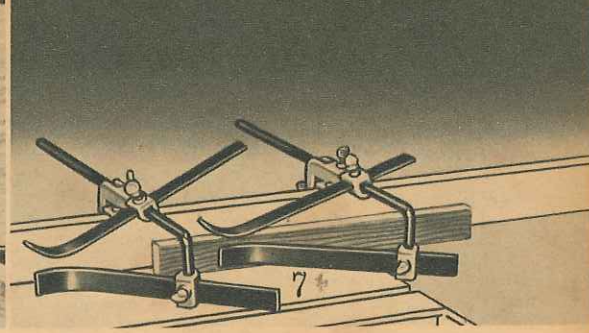

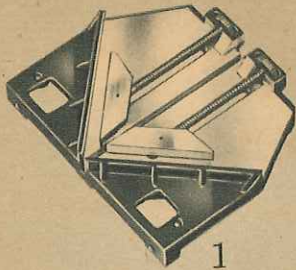
Powerful single-phase 3450-RPM capacitor motor operates on 110-120 or 230-volt 60-cycle AC.  $\frac{5}{8}$ -inch diameter motor shaft. Draws only 10 amps under average working conditions. Direct-drive delivers full power . . . no belts, pulleys or gears. Motor has precision ball bearings, permanently lubricated. With 10-inch Kromedag combination blade. UL listed (Industrial Standards). Stand not included. See stand 99M10308L5 on opposite page; also see the handy accessories on opposite page.

99 M 2941N—Shipping weight 182 lbs. . . \$209.95

## SPECIFICATIONS

- Motor . . . develops 2 HP, 3450 RPM
- Blade . . . 10 in. x  $\frac{5}{8}$ -in. center hole
- Depth of cut (max.) . . . 2 $\frac{1}{2}$  inches
- Depth of 45° cut (max.) . . . 2 $\frac{3}{8}$  in.
- Width of crosscut maximum in 1-inch stock . . . . . 16 $\frac{3}{8}$  inches
- Width of rip (max.) . . . . . 25 $\frac{3}{8}$  inches
- Height adjustment . . . . . 8 inches
- Dado size . . . 8-in. diameter x  $1\frac{1}{16}$  in.
- Dado depth (maximum) . . . 1 $\frac{1}{2}$  inches
- Miter index stops . . . Arm rotates 360°—fixed stops at 0° and 45° right and left
- Yoke . . . Swivels 180° right or left—fixed stops at 0°, 45° and 90° right or left
- Bevel index . . . Motor tilts 180°—fixed stops at 0°, 45° and 90° right and left
- Table . . . Laminated hardboard, resin-bonded wood particles 20 $\frac{3}{8}$  x 40 x 1 in.
- Column diameter . . . . . 3 inches
- Distance from center line of column to end of arm . . . . . 30 $\frac{1}{2}$  inches
- Over-all size . . . . . 34x40x29 in.
- Scales . . . Miter, bevel, in-and-out rip





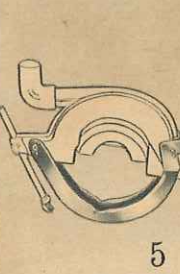
## Many more uses for **CRAFTSMAN** 9-inch and 10-inch Radial-Arm Saws with these Accessories



**1 Miter Vise.** A double-jaw vise with built-in accuracy for cutting perfect 45° miter (90° miter joints) on all radial-arm saws and swing saws. Holds moldings and frame sections up to 3 in. wide. Aluminum base and jaws with steel screw for rigid clamping.  
9 M 3279—Wt. 2 lbs. 4 oz. \$9.99

**4 Molding Head Guard.** Gives you extra protection when using your radial arm saw as a shaper. Easy to mount and dismount . . . a desirable safety accessory. Use with molding cutters described on page 10 of this catalog.  
Fits saws 99M2941N on facing page, 99 M 2935N on page 4 of this catalog and former saws 99-2940, 99-2900, 99-2931, 99-2930.  
Shipping weight 1 lb. 13 oz.  
9 M 29525.....\$9.99

**6 Shaper Fence.** 3-inch movement. 45° angular adjustment. An ideal support when cutting picture frames. Shipping weight 2 lbs. 15 oz.  
9 M 2953.....\$6.99



**2 Rotary Surface Planer Attachment.** Three blades remove stock swiftly, leave surface extra-smooth. Attaches to saw in a jiffy . . . screws on motor shaft. 1/2-inch x20 thread. A real work-saver.  
9 M 2951—Wt. 1 lb. 6 oz. \$6.99

**5 Floating Ring Guard.** Gives you maximum protection while you retain a clear view of operation at all times. Guard "floats" up over work as saw is fed. Will not distract attention from cutting operation.  
Fits saw 99 M 2941N on facing page and former saws 99-2940, 99-2900, 99-2931, 99-2930. Not for use with saw 99 M 2935N on page 4.  
Shipping weight 1 lb. 8 oz.  
9 M 29005.....\$5.99

**7 Hold-down Attachment.** Fits most bench saws, radial-arm saws, shapers and jointers. Keeps hands away from cutting blade. Provides constant pressure on the work-piece the entire length of cut. Four steel fingers hold work from four directions at the same time . . . keep work from creeping away from blade.  
Attachment includes 2 clamps for attaching auxiliary rip fence (rip fence not included) to regular rip fence; 2 tempered steel "L" rods that attach to clamps and hold-down fingers; 4 holding fixtures that lock fingers to "L" rods; 4 spring steel hold-down fingers. All necessary mounting hardware and easy-to-follow instructions included.  
Shipping wt. 3 lbs. 2 oz.  
9 M 3230.....\$3.99

**3 CRAFTSMAN precision-gear Key Chuck.** Converts your radial-arm saw for routing, cutting . . . and many, many other operations. Holds standard shank boring tools up to 1/2-inch diameter. Fits 1/2-inch x20-thread shaft. Capacity 5/64 to 1/2 inch. With key.  
9 M 2980—Shpg. wt. 1 lb. \$5.99

**CRAFTSMAN Radial-Arm Saw Book.** Gives complete information for getting the most out of the radial-arm saws shown in this catalog.

Explains and shows all operations. Describes techniques for working with wood, plastics and various metals. Durable plastic cover.

9 M 2955—Wt. 1 lb. . . \$3.99

\$3.99



## Heavy-duty Stand or Cabinet

**8 Extra heavy duty . . . very attractive.** Gives rigid, solid support for radial-arm saws and other heavy power tools. May be used with either of the saws on pages 2 and 4. Holds either 5 drawers or 4 shelves (listed below) . . . or any combination. Easily converted into a shop cart by adding the casters listed below.

Basic stand has top tray with 1 1/8-inch rim, bottom and back. Use top with rim down as a shelf, or with rim up as a tray. Adjustable feet permit leveling stand on uneven floors. Attractive gray enamel finish; drawers have red trim. Unassembled.

Stand with 3 drawers and door. 23 7/8 x 18 x 32 1/4 in. See description of door and drawers below.  
99 M 10308L5—Shpg. wt. 81 lbs. . . \$44.99

Basic Stand only. Without drawers or door.  
99 M 10307L—Shpg. wt. 46 lbs. . . \$26.99



Steel Drawer\*. 16 1/2 x 15 1/2 x 4 1/4 in. Includes mounting rails and compound drawer slides.  
99 M 10327C—Shpg. wt. 9 lbs. . . \$4.99

Steel Shelf\*. 16 1/2 x 18 1/2 x 1 1/2 in. Mounting hardware included.  
99 M 10347C—Shpg. wt. 4 lbs. . . \$2.99

Steel Door\*. Full-length piano-type hinge for smooth operation. Tumbler lock and 2 keys.  
99 M 10337C—Shpg. wt. 10 lbs. . . \$5.49

\*The above 3 accessories fit stand above and also 99M1030L below, former 99-1031 and 99-10317.

**9 Retractable Caster Set.** Step on lever and casters lower for rolling. Step on lever again and casters retract . . . and stand rests solidly on floor. Extra heavy duty cast aluminum with hard plastic wheels. For use with stand above. Also for 99M10525K and 99M1071K on page 33 and 99M10265N2 on page 97; also former 99-1026, 99-10425, 99-1031 and 99-10317. Set of four casters.  
99 M 7440C—Shpg. wt. 11 lbs. Set \$12.99



## More Accessories for **CRAFTSMAN** 9-inch and 10-inch Radial-Arm Saws

ACCESSORY	Catalog Number	See page
Blades . . . . .	All 9 and 10-inch Blades.	8-9
Dado Set . . . . .	9M32471, 9M3257 . . . . .	10
Cut-off Wheel. . . . .	9M6465 . . . . .	32
Molding Head Set. . . . .	9M3215 . . . . .	10
Wire Scratch Wheels. . . . .	{ 9M64822 9M64802 9M64832 . . . . .	29
Sanding Drum. . . . .	9M25246 . . . . .	29
Finish Sanding Kit† . . . . .	9M28476 . . . . .	29
Wire Brushes†. . . . .	{ 9M64880, 9M64881 9M64900, 9M64901 . . . . .	29
Power Wood Boring Bits† . . . . .	9M2092 . . . . .	45
Wood Screw Pilot Bits†. . . . .	9M4203, 9M4204 . . . . .	45

†For use with chuck 9M2980 at top of page. The auxiliary shaft on CRAFTSMAN Radial-Arm Saws fits any key-type chuck with 1/2-inch x20-thread.

No Money Down on anything  
Sears sells . . see page 98


**10 A rugged, heavy-gauge steel stand for use with Radial-Arm Saw 99M2935N on page 4 and former numbers 99-2930, 99-2931. Not for saw on facing page. 23 7/8 x 18 x 32 1/4 inches high. Adjustable feet permit leveling stand on uneven floors. 20-inch space between top and bottom rails will hold 5 drawers or 4 shelves . . . or any combination. Drawers and shelves not included (listed above). Unassembled. Not for use with casters.  
99 M 1030L—Shpg. wt. 31 lbs. . . \$17.99**

# CRAFTSMAN 9-inch Radial Arm Saw develops 1<sup>3</sup>/<sub>4</sub> HP

REG. U. S. PAT. OFF.

*Carriage rolls on built-in hard steel tracks for wear-resistance*

Minimum wear in the carriage tracks gives smooth performance and accurate cutting



No Money  
Down  
on anything  
Sears sells

SEE PAGE 98  
FOR DETAILS

## SPECIFICATIONS

- Motor . . . Develops 1<sup>3</sup>/<sub>4</sub> HP, 3450 RPM, capacitor-start
- Blade size . . . . . 9-in. <sup>5</sup>/<sub>8</sub>-in. center hole
- Depth of cut (maximum) . . . 2<sup>1</sup>/<sub>2</sub> inches
- Depth of cut 45° (maximum) 2 inches
- Width of crosscut (maximum) in 1-inch stock: 1<sup>3</sup>/<sub>2</sub> inches
- Width of rip (maximum) . . . . . 25<sup>5</sup>/<sub>8</sub> in.
- Height adjustment . . . . . 7 inches
- Dado size . . . . . 7-in. diameter x <sup>1</sup>/<sub>8</sub> in.
- Dado depth (maximum) . . . . . 1<sup>1</sup>/<sub>2</sub> inches
- Miter index stops . . . . . Arm rotates 360°, fixed stops at 0° and 45° right or left
- Yoke . . . . . Swivels 180° right or left with fixed stops at 0° and 90° right or left
- Bevel index . . . . . Motor tilts 180°. fixed stops, 0°, 45°, and 90° right or left
- Scales . . . . . Miter and bevel
- Table . . . . . 21<sup>1</sup>/<sub>2</sub> x 32 inches
- Column diameter . . . . . 2<sup>5</sup>/<sub>8</sub> inches
- Distance from center line of column to end of arm . . . . . 24<sup>5</sup>/<sub>8</sub> inches
- Over-all height (column extended) . . . . . 28 inches
- Switch . . . . . Rocker-type with key lock

**\$159<sup>95</sup>**  
without stand

- Direct-drive capacitor motor delivers full power at all times . . no belts, pulleys or gears
- Key-lock on switch provides extra safety
- Color-coded controls make set-ups simple
- Power-unit carriage glides easily on permanently-lubricated ball bearings - - exceptionally accurate

A completely new and improved design . . lightweight and portable . . yet with the accuracy and ruggedness necessary for professional use. Many, many uses . . see accessories on page 3.

A superb, precision-built tool. Automatic thermal overload protector resists motor burnout. Full <sup>5</sup>/<sub>8</sub>-inch arbor . . back-end <sup>1</sup>/<sub>2</sub>-inch x 20-thread to take standard accessories without using adapter. Cuts from top . . layout marks always in view. Anti-kickback device.

Single-hand control with full-view cutting. Ball-bearing epoxy-insulated motor 110-120-volt, 60-cycle AC. UL listed. Stands shown on page 3 can be used with this saw. Shipping weight 94 pounds.

99 M 2935N . . . . . \$159.95

Manual Brake for above. Stops blade in less than 15 seconds. Shipping weight 14 ounces.

9 M 29356 . . . . . \$4.99

# CRAFTSMAN 10-inch Tilting-arbor Floor Model Saw

REG. U. S. PAT. OFF.

## with exclusive "Exact-I-Cut" Guide

Indicates and aligns cut exactly to blade kerf width..ends trial cuts..reduces waste



### SPECIFICATIONS

- Depth of cut (maximum) . . . 3 1/4-in. at 90°; 2 1/4-in. at 45°
- Blade size . . . 10-inch with 5/8-inch center hole
- Distance in front of blade . . . 12 7/8-inch at 3 1/4-inch depth of cut; 14 1/4-inch at 1-inch depth of cut
- Dado capacity (6-inch dado) . . . 1 1/4-inch deep; 1 3/16 inch wide
- Arbor tilt (maximum) . . . 45°
- Bearings . . . 2 sealed ball; lubricated for life
- Rip fence . . . 33 1/2 inches long; 2 5/8 inches high
- Table size: without extensions 20x27 inches; 34 5/8 inches high
- Base size . . . 22 1/4x19 1/4 inches
- Over-all sizes: 37 7/8 in. high; 38 1/2 inches long without motor; 47 7/8 inches long with motor
- Motor recommended . . . minimum 1-HP motor; maximum 1 1/2-HP motor; 3450 RPM
- Miter gauge stops . . . at 45° and 90° right and left

Without blade guard, motor, switch or miter gauge hold down

# \$269<sup>95</sup>

Built for continuous, heavy-duty industrial or professional woodworking service. Excellent for schools, farm workshops and home shops, too. Mounted on a bench-height cabinet for stability and convenience when sawing.

Easy-to-read indicators on top of table show the exact line of blade cut. Two 8x27-in. grid extensions. Spacious 36x27-in. work area. Kromedge chisel-tooth combination blade treated to resist rust . . . stays sharp 3 to 5 times longer than ordinary blades.

Lock knobs on 2 control wheels assure accuracy. 1/4-inch diameter tilt and elevation screws are tensioned to stay set . . . help reduce play in threads.

Rip fence rides on steel roller—removes and locks at any point. Cast iron frame, dust chute, double V-belt drive, open back. With motor mount, belt guard, 2 pulleys and V-belts. No motor, blade guard, switch, hold down.

Shipping weight 301 pounds.  
99 M2245 N . . . . . \$269.95

With CRAFTSMAN 1-HP 3450-RPM capacitor motor. 110-120 or 230-v., 60-c. AC. Shpg. wt. 328 lbs.  
99 M22455 N2 . . . . . \$299.95

Blade Guard Assembly.  
9 M 2732—Wt. 6 lbs. 10 oz. \$15.49

Grid-type Table Extension Set. Extends table to 52x27 in. Front and rear rip fence guide bars 52 in. long. With scale, 2 extensions, nuts, bolts.  
Shipping weight 29 lbs.  
99 M 2440K . . . . . Set \$65.99

Heavy-duty Switch. 1 1/2-HP rated. 2 poles for 110-120 or 230-v. AC-DC. Brackets, bolts.  
9 M 2961—Wt. 2 lbs. \$7.99

Molding Head Insert.  
Shpg. wt. 2 lbs. 3 oz.  
9 M 2209 . . . . . \$4.99

Dado Insert. Capacity 6 in.  
Shpg. wt. 2 lbs. 2 oz.  
9 M 2747 . . . . . \$4.99


# CRAFTSMAN 10-inch Tilting Arbor Bench Saw

REG. U. S. PAT. OFF.

Our finest Bench Saw... industrial quality.  
special micro-adjustment on fence assures extra cutting precision

Without blade-guard, stop rods,  
hold-down, motor, stand  
or table extensions

**\$124<sup>95</sup>**



## SPECIFICATIONS

- Depth of cut (maximum)..... 3 $\frac{3}{8}$  inches
- Blade size..... 10-inch diameter;  $\frac{5}{8}$ -inch center hole
- Blade tilt (maximum)..... 45 degrees
- Blade speed... 9000 peripheral ft. per min. (approximate)
- Distance in front of blade:  
(at full 3 $\frac{3}{8}$ -inch depth of cut)..... 13 inches  
(at 1-inch depth of cut)..... 15 $\frac{1}{4}$  inches
- Blade..... Kromedge chisel-tooth combination
- Table size..... 27 inches long; 20 inches wide
- Table height..... 12 $\frac{3}{4}$  inches
- Over-all width..... 23 $\frac{3}{4}$  inches
- Over-all length..... 28 inches
- Length of fence..... 32 $\frac{1}{2}$  inches
- Mounting dimensions (hole centers)..... 11 $\frac{1}{4}$  x 13 $\frac{3}{8}$  inches
- Arbor speed recom-  
mended..... 3450 RPM
- Motor recommended  
(minimum)..... 1 HP; 3450 RPM
- Motor pulley  
(included)..... 2 $\frac{1}{2}$  inches
- Machine pulley  
(included)..... 2 $\frac{1}{2}$  inches
- V-belt (included)  
... 41 inches long;  $\frac{1}{2}$  inch wide
- Base size  
... 15 $\frac{1}{4}$  in. wide; 19 $\frac{1}{16}$  in. long

A mere twist of a micro-adjustment knob  
aligns rip fence exactly to desired cut.  
Never any guessing or trial runs.

This rugged tilting arbor saw meets the requirements of industrial shops. Pretensioned controls hold depth and angle settings of blade. Fine Acme threads for extra precision in adjustments. Remove or interchange table insert with one hand, without any tools.

Motor, blade and belt tilt together to eliminate belt twisting. Positive stops at 45° and 90°. Ball-bearing arbor. 13-inch work area ahead of blade at maximum depth of cut. You can lift pick-off type fence from table or place it at any point. One lever locks ends of fence against table, not guide bar. Fence can be used on either side of blade. Two sealed, permanently lubricated ball bearings. Table has pre-tapped holes conveniently located for mounting switch 9 M 1208 listed below at right.

Dado capacity (using 7-inch dado saw): 1 $\frac{3}{16}$  inch wide, 1 $\frac{1}{2}$  inch deep. Motor mount floats; belt stays tight. Tension device between motor-mounting plate and support reduces vibration of motor. Rip fence, rip-fence rack, aluminum miter gauge. *Without motor.*  
99 M 2990N—Shipping weight 135 pounds. \$124.95

Saw above with CRAFTSMAN 1-HP, capacitor-start motor. 3450 RPM. Sleeve-bearings. For 110-120-volt, 60-cycle AC current. With 4-foot, 3-wire cord.  
99 M 1343N2—Shipping weight 161 lbs. \$149.95

20-inch Adjustable Table Extension. Adds up to 20 in. to table. Includes extension, 2 solid steel rods.  
9 M 2178—Shipping weight 13 lbs. Each \$13.99

10-inch Grid-type Table Extension. Widens table 10 inches on either side. With bolts and rip-fence rack extension. Size: 27x10 inches.

99 M 29927C—Shipping weight 10 pounds. \$17.99

CRAFTSMAN Tool Stand. (Shown with saw above.) Base 16 $\frac{3}{4}$  x 21 $\frac{1}{2}$  x 5 $\frac{3}{16}$  inches. 4 caster holes. Steel column—3 $\frac{1}{2}$  in. diam., 21 inches long. Popular pedestal type; extra heavy duty construction.

99 M 2228L—Shipping weight 60 pounds. \$31.99

Package of 4 Casters. For above tool stand.

9 M 2819—Shpg. wt. 1 lb. 2 oz. Package 4.99

Blade Guard Assembly. Automatic-leveling guard tilts with blade. With plastic insert. Includes guard, splitter, bracket and non-kick-back pawls.

9 M 29926—Shipping weight 4 lbs. 4 oz. \$13.99

Dado Insert. For bench saw featured above. Set screw adjustment. Accommodates dadoes up to 7 in.


9 M 29921—Shipping weight 1 pound. \$2.29

Molding Head Insert. Set screw adjustment.

9 M 29922—Shipping weight 1 pound. 2.29

On-off Rocker Switch. Can be mounted easily on bench saw above, or on other bench power tools. For Sears and other make motors up to and including 1 HP. Turns 3-prong receptacle on and off. 3-prong adapter. For 110-120 or 230-volt, 20-10 ampere AC. 8-ft. cord included.  
9 M 1208—Shipping weight 1 lb. 6 oz. \$4.99

## Saw Attachments



1 CRAFTSMAN Hold-down. Fits bench, radial-arm saws, shapers and jointers. With four steel fingers, two clamps and two L-rods.

9 M 3230—Wt. 3 lbs. 2 oz. Set \$3.99

2 Miter Gauge Stop Rods. For 9 M 29925 below; former 9-2720, 9-2760, 9-2764 miter gauges.

9 M 29924—Wt. 1 lb. 4 oz. \$1.49

3 CRAFTSMAN Miter Gauge. Adjustable stops at 45° and 90°. Bar slide for most saws with  $\frac{3}{4}$  x  $\frac{3}{8}$ -inch miter slot. Fits saws on pages 5, 6, 7, and most former saws except 99-2424 and 99-2465. Also fits disc sander 99M2254L, former 99-2237; shaper 99M2394N.  
9 M 29925—Wt. 4 lbs. 13 oz. \$10.99

4 Hold-down Clamp. For (3) above. Automatic thumb release.  
9 M 29923—Wt. 1 lb. 13 oz. \$7.99

# CRAFTSMAN 8-inch Tilting Arbor Bench Saw


REG. U. S. PAT. OFF.

Cuts through wood up to 2½ inches thick

.. large 17x20-inch table area  
gives plenty of work space

No Money Down  
on anything  
Sears sells

SEE PAGE 98



Without blade-guard,  
hold-down, stop-rods,  
extensions or stand

**\$89<sup>99</sup>**

## SPECIFICATIONS

- Depth of cut (max.) 2½ in.
- Blade type... Chisel-tooth combination
- Blade size... 8 inch diameter, ⅝ inch center hole
- Dado capacity (7-in.)  
1 ⅜-in. depth, 1 ½-in. width
- Blade tilt (max.) 45 degrees
- Bearings (Ball, 2)  
Permanently lubricated
- Table size... 17 x 20 inches
- Distance in front of blade:  
(at full 2½-inch depth of cut)... 10 ¾ inches  
(at 1-inch depth of cut)... 12 ¾ inches
- Rip fence length... (over-all) 25 in... (work face) 23 in.
- Base size... 15x17 ¼ inches
- Blade speed 9,000 to 10,000 peripheral ft. per minute
- Min. motor recommended ¾ HP, 3450 RPM
- Machine pulley (incl.) 2 inches (⅝-inch bore)
- Motor pulley (included) 2 ½ inches (⅝-inch bore)
- V-belt (incl.) 29 in. x ¾ inch
- Table height... 11 ½ inches
- Over-all dimensions...  
20 ½ inches wide  
22 inches long

Simply lower, raise or tilt blade as needed. Separate tilt and depth controls. Self-aligning rip-fence clamps prior to final clamp. Easy-to-read tilt indicator.

Motor rides horizontally on self-aligning motor mount. Pick-off type fence removes at any point. 8-inch Kromedge combination blade. Miter gauge turns 90° to 30° left and right. With rip fence, machine and motor pulleys, V-belt. (Use minimum of ¾-HP, 3450-RPM motor). Without blade guard, motor, extensions, hold down, stop rods or stand.  
99 M 2428N—Shipping weight 77 pounds... \$89.99

Saw Outfit. With ¾-HP capacitor motor. Ball bearings. 110-120 or 230-volt, 60-cycle AC. 4-ft. cord.  
99 M 1345N2—Shipping weight 100 lbs... \$114.95

20-inch Adjustable Table Extension.  
9 M 2178—Shipping weight 13 pounds... 13.99

8½-inch Grid-type Extension.  
9 M 24297—Shipping weight 7 pounds... 11.99

Steel Dado Insert.  
9 M 24291—Shipping weight 1 lb. 2 oz... 2.19

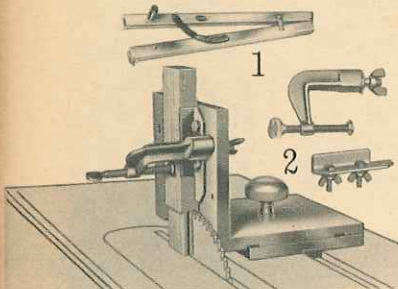
Molding Head Insert.  
9 M 24292—Shipping weight 1 lb. 2 oz... 2.19

Blade Guard with splitter, pawls.  
9 M 24296—Shipping weight 3 lbs. 3 oz... 7.99

Pedestal Stand for above. Cast iron. Fits above and most 8, 9, 10-inch CRAFTSMAN bench saws except former 99-2424.  
99 M 2228L—Shipping weight 60 pounds... 31.99

Ball-bearing Casters. Package of 4.  
9 M 2819—Shpg. wt. 1 lb. 2 oz... Pkg. 4.99

## Accessories



**1 Taper Jig.** For bench or radial saws. Cuts to 3 in. per ft. (15°). Cuts any angle with metal scale.  
9 M 3233—Wt. 2 lbs. 6 oz. \$5.99

**2 CRAFTSMAN Universal Jig.** Makes self-locking joints... box miter, rabbet, dado, tongue-and-groove, end lap, middle lap, open mortise tenon. Fits ¾-in. miter slot.


8-inch Kromedge tenoning blade cuts groove ⅝-inch wide. Fits ½ or ⅝-inch arbor. Adjusts to material up to 2 in. thick, any length or width. Attaches to bench saw or shaper table. 2 plates, 2 clamps.  
9 M 3231—Wt. 6 lbs. 2 oz. \$15.99

Jig Replacement Blade.  
9 M 3232—Wt. 1 lb. 10 oz. 3.99

## CRAFTSMAN Power Shop Combination

New 8-inch Bench saw with jointer-planer, fence, extension, stand and motor

**\$199<sup>95</sup>** without blade guard



Saw, joint and plane with one compact unit. Simply lower, raise or tilt blade as needed. Separate tilt and depth controls. 8-inch tilting-arbor bench saw tilts to 45°; cuts to 2½ inches. Self-aligning rip-fence clamps prior to final clamp. Easy-to-read tilt indicator. Motor rides horizontally on self-aligning motor mount.

Pick-off type fence. With 4 ½-inch jointer-planer plus V-belt, pulleys, adjustable fence. Miter gauge, 8-inch Kromedge blade (⅝-inch center hole). 20-inch adjustable extension. Pedestal type tool stand. CRAFTSMAN ¾-HP motor. 110-120 or 230-volt, 60-cycle AC, with 4-ft. cord. No blade guard.

Complete Outfit. Includes everything listed above.  
99 M 13441N6—Shipping weight 208 pounds... \$199.95

Jointer-Planer Attachment only. For 99M2428N bench saw above and former bench saws 99-2218, 99-2104, 99-2217. Without adjustable fence.  
99 M 2184K—Shipping weight 31 pounds... \$45.99

Tilting Fence. For use with jointer-planer attachment 99 M 2184K listed above.  
9 M 2181—Shipping weight 4 pounds 2 ounces... \$10.99

Saw-Blade Guard Assembly for outfit above. Comes with splitter and pawls.  
9 M 24296—Shipping weight 3 pounds 3 ounces... \$7.99

# CRAFTSMAN Kromedge Blades

REG. U.S. PAT. OFF.

Stay sharp 5 times longer than ordinary blades

Sears exclusive "Free-Smooth Cut" and "Free-Cut" designs (on three blades at left) give you real sawing efficiency

## "Free-Smooth Cut" Combination Blade

**1** Deep hollow ground for freer cutting . . . stabilizer slots and holes give free, accurate and quiet operation even in tough wood, plastics. Prevents warping and distortion from heat.

Extra-heavy center for stability . . . helps blade give "glue-joint" cuts (need no sanding). Chrome-nickel-molybdenum steel, tempered, tensioned. Resists build-up of gum, pitch. For fine-finish woodwork, ripping, crosscutting, mitering. Teeth need no set.  $\frac{5}{8}$ - $\frac{1}{2}$ -in. hole\* except 10-in. has  $\frac{3}{4}$ - $\frac{5}{8}$ -in. hole\*.

Cat. No.	Diameter	Gauge Taper	RPM	Shpg. wt.	Price
9 M 32641	6 in.	...15-18...	5080-7640	...10 oz.	\$3.49
9 M 32649	6½ in.	...15-18...	4700-7200	...13 oz.	3.69
9 M 32642	7 in.	...15-18...	4350-6550	...14 oz.	3.99
9 M 32644	8 in.	...15-18...	3820-5730	1 lb. ....	4.99
9 M 32645	9 in.	...13-16...	3400-5090	1 lb. 10 oz.	5.99
9 M 32646	10 in.	...14-17...	3050-4580	1 lb. 14 oz.	7.99

## "Free-Cut" Rip and Combination Blades

Taper-ground and set for faster, freer, more precise cutting. Heavy center for great stability . . . minimizes vibration and wobble. Accurately tempered and tensioned . . . ground for perfect balance. Highest quality chrome-nickel-molybdenum saw steel.

### 2 "Free-cut" Rip-tooth.

Catalog Number	Diam. inches	Teeth	Gauge	Center hole, in.*	RPM	Shpg. wt. lbs. oz.	Price
9M32621	6	30	18	$\frac{5}{8}$ - $\frac{1}{2}$	5080-7640	.. 10	\$2.19
9M32629	6½	30	18	$\frac{5}{8}$ - $\frac{1}{2}$	4700-7200	.. 12	2.49
9M32622	7	30	18	$\frac{5}{8}$ - $\frac{1}{2}$	4350-6550	.. 14	2.69
9M32624	8	36	18	$\frac{5}{8}$ - $\frac{1}{2}$	3820-5730	1 1	2.99
9M32625	9	36	16	$\frac{5}{8}$ - $\frac{1}{2}$	3400-5090	1 8	3.29
9M32626	10	36	16	$\frac{3}{4}$ - $\frac{5}{8}$	3050-4580	1 14	3.69

### 3 "Free-cut" Combination. Crosscuts and miters. Also can be used for ripping on furniture woods and trim.

Catalog Number	Diam. inches	Gauge	Center hole, in.*	RPM	Shpg. wt. lbs. oz.	Price
9 M 32631	6	..18..	$\frac{5}{8}$ - $\frac{1}{2}$	5080-7640	... 10	\$2.59
9 M 32639	6½	..18..	$\frac{5}{8}$ - $\frac{1}{2}$	4700-7200	... 12	2.99
9 M 32632	7	..17..	$\frac{5}{8}$ - $\frac{1}{2}$	4350-6550	... 13	3.19
9 M 32633	7½	..15..	$\frac{5}{8}$ - $\frac{1}{2}$	4190-6140	1 .....	3.39
9 M 32634	8	..17..	$\frac{5}{8}$ - $\frac{1}{2}$	3820-5730	1 1	3.49
9 M 32635	9	..16..	$\frac{5}{8}$ - $\frac{1}{2}$	3400-5090	1 10	3.79
9 M 32636	10	..16..	$\frac{3}{4}$ - $\frac{5}{8}$	3050-4580	1 14	3.99
9 M 32638	12	..15..	1- $\frac{3}{4}$	2540-3820	2 10	4.99

# CRAFTSMAN Kromedge Blades

REG. U.S. PAT. OFF.

They're made from extra-tough chrome-moly. Then they're specially chrome plated to make the surfaces super hard, extra-resistant to rust. Tempered under pressure . . . evenly tensioned to run true, reduce wobble to a minimum. Accurately ground for maximum balance, too. No wonder they stay sharp up to 5 times longer than ordinary blades.

## Kromedge Flat-ground Blades

### 4 Cabinetwork Combination. Extra-thin gauge.

Makes almost invisible joints. Leaves no teeth marks. For 7 to 10-in. bench saws.  $\frac{5}{8}$ - $\frac{1}{2}$ -in. hole\*.  
9 M 32431-6½-inch. 52 teeth. Shpg. wt. 14 oz. \$2.29  
9 M 32432-8-inch. 56 teeth. Shpg. wt. 1 lb. . . . 2.79

### 5 Nail-cutting Blade. Extra-hard alloy steel. Perfect for flooring and lumber salvage. Crosscuts and rips: $\frac{5}{8}$ - $\frac{1}{2}$ -inch round center hole\*.

9 M 32382-6½-inch diam. Shpg. wt. 12 oz. . . . \$4.99  
9 M 32384-8-inch diam. Wt. 1 lb. 2 oz. . . . . 5.99

### 6 Chisel-tooth Combination. Beveled teeth. Crosscuts and rips. All have round center holes, except 9 M 32661 which has a square center hole.

Cat. No.	Diameter	Teeth	Center hole	Shpg. wt.	Price
9 M 32401	4 in.	30	$\frac{1}{2}$ - $\frac{3}{8}$ in.*	...5 oz.	\$1.29
9 M 32403	5½ in.	24	$\frac{1}{2}$ inch	...8 oz.	1.69
9 M 32661	6¼ in.	20	$\frac{1}{2}$ inch	...10 oz.	1.99
9 M 32662	6¼ in.	20	$\frac{5}{8}$ - $\frac{1}{2}$ in.*	...10 oz.	1.99
9 M 32663	6½ in.	24	$\frac{5}{8}$ - $\frac{1}{2}$ in.*	...12 oz.	1.99
9 M 32669	7 in.	26	$\frac{5}{8}$ - $\frac{1}{2}$ in.*	...12 oz.	2.19
9 M 32665	7½ in.	26	$\frac{5}{8}$ - $\frac{1}{2}$ in.*	...15 oz.	2.29
9 M 32666	8 in.	28	$\frac{5}{8}$ - $\frac{1}{2}$ in.*	1 lb. ....	2.49
9 M 32667	9 in.	28	$\frac{5}{8}$ - $\frac{1}{2}$ in.*	1 lb. 10 oz.	2.99
9 M 32668	10 in.	28	$\frac{3}{4}$ - $\frac{5}{8}$ in.*	1 lb. 14 oz.	3.29

\*NOTE: Center hole is knockout bushed for arbor sizes listed

## Kromedge Thin-rim Blades

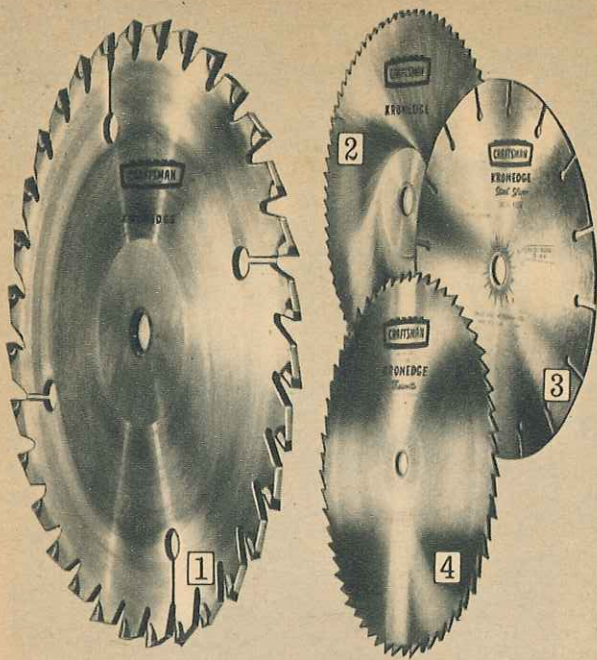
For satin-smooth cuts in veneer, plywood. Taper-ground rim. Teeth need no set. Resist rust, pitch and tars.

Catalog No.	Diameter	Teeth	Shipping weight	Price
(7) Veneer, Plywood Blade. $\frac{5}{8}$ - $\frac{1}{2}$ -inch hole* except 10-in. has $\frac{3}{4}$ - $\frac{5}{8}$ -in. round hole.*				
9 M 32532	6½ inches	150	...12 oz.	...\$3.69
9 M 32534	7 inches	200	...15 oz.	...3.99
9 M 32537	8 inches	176	1 lb. 4 oz.	...4.99
9 M 32538	9 inches	200	1 lb. 11 oz.	...5.99
9 M 32539	10 inches	200	2 lbs. 3 oz.	...7.99

(8) Cabinetmaker's Combination Blade. $\frac{5}{8}$ - $\frac{1}{2}$ -in. hole* except 10-in. has $\frac{3}{4}$ - $\frac{5}{8}$ -in. round hole.*				
9 M 32541	6½ inches	52	...11 oz.	...\$3.69
9 M 3254	8 inches	56	1 lb. 2 oz.	...4.99
9 M 32543	9 inches	64	1 lb. 10 oz.	...5.99
9 M 32544	10 inches	72	2 lbs. 2 oz.	...7.99

### 9 Fine-tooth Crosscut Blade for plywood. Cuts Celotex, veneers, etc. For electric hand, radial-arm and bench saws. 4-in. is for 5½-inch saw, ¼-in. electric drill attachments.

Catalog No.	Diameter	Teeth	Center hole	Shipping weight	Price
9 M 32441	4 in.	100	$\frac{1}{2}$ inch	...5 oz.	\$1.49
9 M 32442	6¼ in.	150	$\frac{5}{8}$ - $\frac{1}{2}$ in.*	...12 oz.	2.29
9 M 32445	7 in.	200	$\frac{5}{8}$ - $\frac{1}{2}$ in.*	...13 oz.	2.49
9 M 32449	7½ in.	200	$\frac{5}{8}$ - $\frac{1}{2}$ in.*	...15 oz.	2.59
9 M 32447	8 in.	176	$\frac{5}{8}$ - $\frac{1}{2}$ in.*	1 lb. ....	2.79
9 M 32448	9 in.	200	$\frac{5}{8}$ - $\frac{1}{2}$ in.*	1 lb. 8 oz.	3.09
9 M 32446	10 in.	200	$\frac{3}{4}$ - $\frac{5}{8}$ in.*	1 lb. 11 oz.	3.49



## CRAFTSMAN Blades

REG. U. S. PAT. OFF.

For cutting metal, hardboard, water-proof plywood and wood laminates

**1** Our finest, strongest and sharpest. For cutting Masonite® Presdwood, hardboards, waterproof plywood and wood laminates. Kromedge blades with carbide tips are treated so they can outlast ordinary blades up to 20 times. Precision, diamond-ground teeth are alternately beveled.

Catalog No.	Diam. in.	Center hole*	No. of teeth	Shpg. wt.	Price
9 M 3259	8	$\frac{5}{8}$ - $\frac{1}{2}$ in.	32	2 lbs. 4 oz.	\$24.99
9 M 3265	10	$\frac{3}{4}$ - $\frac{5}{8}$ in.	40	2 lbs. 12 oz.	39.99

**2** For copper, brass and aluminum. Kromedge blades of tempered alloy steel are treated for longer blade life.

Catalog No.	Diam. in.	Center hole*	No. of teeth	Shpg. wt.	Price
9 M 32505	6½	$\frac{5}{8}$ - $\frac{1}{2}$ in.	80	13 oz.	\$4.99
9 M 32506	8	$\frac{5}{8}$ - $\frac{1}{2}$ in.	80	1 lb.	5.99
9 M 32508	10	$\frac{3}{4}$ - $\frac{5}{8}$ in.	100	1 lb. 12 oz.	7.99

**3** For sheet-metal roofing and iron. Wear goggles when using. Kromedge blades of treated, tempered alloy steel.

Catalog No.	Diam. in.	Center hole*	Shpg. wt.	Price
9 M 32507	6½	$\frac{5}{8}$ - $\frac{1}{2}$ in.	12 oz.	\$2.99
9 M 32502	8	$\frac{5}{8}$ - $\frac{1}{2}$ in.	15 oz.	3.49
9 M 32504	10	$\frac{3}{4}$ - $\frac{5}{8}$ in.	1 lb. 6 oz.	3.99

**4** For Masonite® Presdwood, hardboard, waterproof plywood. Kromedge blades of tempered chrome-nickel-moly steel are treated to outlast ordinary saw-blade steel by as much as 2 to 1.

Catalog No.	Diam. in.	Center hole*	No. of teeth	Shpg. wt.	Price
9 M 3258	8	$\frac{5}{8}$ - $\frac{1}{2}$ in.	60	1 lb. 3 oz.	\$2.99
9 M 32585	10	$\frac{3}{4}$ - $\frac{5}{8}$ in.	80	1 lb. 12 oz.	4.49

\*NOTE: Center hole is knockout bushed for arbor sizes listed



### Five Disposable Blades

Only **\$4.99**

Ideal for contractors. Make framing cuts on heavy timbers, 2x4's, etc. Do not use for finish cuts, trims or cabinetry. 24 flame-hardened, high-carbon steel chisel teeth. 17-gauge tempered body. Diameter 6½ in. Center hole knockout bushed for  $\frac{5}{8}$  to  $\frac{1}{2}$ -in. arbor. Accurately set, beveled. Cannot be reset, filed. Lacquered, black oxide finish. Package of 5. Wt. 2 lbs. 15 oz. 9 M 3261..... Pkg. \$4.99

### Cut vibration and wobble with Blade Stabilizers

For 7 to 10-in. diameter blades. Ideal for carbide tipped and most regular blades. 4-inch diameter. Center hole knockout bushed for  $\frac{5}{8}$ - $\frac{1}{2}$ -in. arbor. Package of 2. 9 M 4952—Wt. 1 lb. 2 oz..... Pkg. \$2.49



## CRAFTSMAN 8-tooth CARBIDE-TIPPED BLADES

REG. U. S. PAT. OFF.

Outlast non-tipped blades 20 to 1

Tungsten carbide is one of the hardest cutting materials made by man. That's why these blades cut so fast . . . stay sharp so long

Low as **\$7.99**

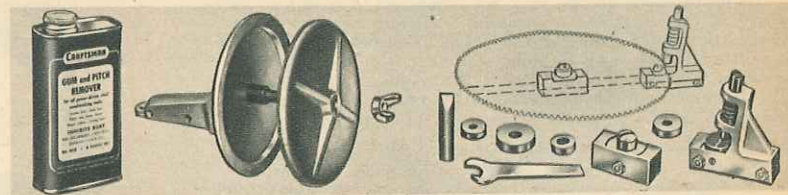
The cost of one CRAFTSMAN carbide-tipped blade is just a fraction of what you'd spend for the many non-tipped blades you would use during the life of your carbide-tipped blade. Cut smoother, feed more evenly. Take less power than regular blades.

Kromedge blades treated to resist rust and build-up of pitch and gums. Rip, cross-cut, miter and bevel. Cut woods, most plastics, Formica® laminated plastic, asbestos, thin brass, aluminum, wallboard. (Not for masonry or ferrous metals.) Width of cut is about  $\frac{1}{8}$  inch.

8-tooth blades. (9 M 32459, 12-inch diameter blade, has 12 teeth)

Car. No.	Diameter	Center hole*	Shipping weight	Price
9 M 32465	6½ inches	$\frac{5}{8}$ - $\frac{1}{2}$ inch round	1 pound 4 ounces	\$7.99
9 M 32461	7 inches	$\frac{5}{8}$ - $\frac{1}{2}$ inch round	1 pound 12 ounces	8.99
9 M 32467	7½ inches	$\frac{5}{8}$ - $\frac{1}{2}$ inch round	1 pound 13 ounces	9.49
9 M 32454	8 inches	$\frac{5}{8}$ - $\frac{1}{2}$ inch round	2 pounds 4 ounces	9.99
9 M 32457	9 inches	$\frac{5}{8}$ - $\frac{1}{2}$ inch round	2 pounds 13 ounces	10.99
9 M 32458	10 inches	1- $\frac{1}{4}$ - $\frac{5}{8}$ inch round	3 pounds 5 ounces	11.99
9 M 32459	12 inches	1- $\frac{3}{4}$ inch round	3 pounds 2 ounces	18.99

\*NOTE: Center hole is knockout bushed for arbor sizes listed



**CRAFTSMAN Gum and Pitch Remover.** For wood-cutting blades. Thin coating of remover dissolves gum, pitch fast, gets the blade back into action quickly. 1 pint. Shpg. wt. 1 lb. 7 oz. 9 M 49191.....99c

1-gallon size. Wt. 10 lbs. 99 M 49192C....\$3.99

**CRAFTSMAN Saw-sharpening Vise.** Holds circular saw blades. For blades from 5½ to 12-in. in diameter.

Mounts in bench-saw miter slot up to  $\frac{3}{4}$  inch, or on work bench. Die-cast zinc. Steel bolt, wing nut and wrench.

Shipping weight 2 lbs. 9 M 3531.....\$2.99

**CRAFTSMAN Circular Saw Blade-setter Set.** Just a hammer tap sets teeth. For 4 to 12-in. blades with  $\frac{1}{8}$ ,  $\frac{5}{8}$ ,  $\frac{3}{4}$  or 1-in. center hole.

Steel anvil, plungers assure long-lasting accuracy. Die-cast zinc body parts. With wrench, four bushings, and instructions.

Shipping weight 15 ounces. 9 M 3530.....Set \$2.79


### CRAFTSMAN Circular Saw Sharpener **Only \$19.99**


• Re-tooths • Sharpens • Joints

Save yourself the time and money it takes to have your circular-saw blades sharpened and reconditioned in an outside shop. This professional-type sharpener quickly pays for itself in service charges you save.

Designed to handle all regular-blade sizes up to 12-in. diam. Has grinding wheel to give your work expert's accuracy. 2 index dials, safety guide for your protection.

Use with bench, radial-arm saws. Bushed for  $\frac{1}{2}$ ,  $\frac{3}{8}$ ,  $\frac{3}{4}$  and 1-in. round center holes. Instructions are included. 9 M 3532—Shipping weight 5 lbs...\$19.99







Just dial width of groove desired with this new **CRAFTSMAN** REG. U.S. PAT. OFF. Adjustable Dado

**\$19.99**

Precision-cut adjustable hub lets you dial width in 16ths from  $\frac{1}{4}$  to  $\frac{13}{16}$  inch without removing dado from saw. Maximum depth of cut is 2 inches. Once dado is set following cut will not vary. Use to plough, dado, lap, groove, joint and rabbet.

7-inch tempered, selected tool steel blade. 8 precision-ground carbide-tipped teeth . . . alternate bevel ground on front face for splinter-free cutting on plywood, and crosscutting on all solid woods. Also use on Formica® laminated plastic, laminates and sensitive materials.  $\frac{3}{8}$ -in. arbor with  $\frac{5}{8}$ -inch bushing for use on 8, 9, 10, 12 and 14-in. radial arm and bench saws.  
9 M 3267—Shipping weight 4 lbs. 2 oz. . . . . \$19.99



**CRAFTSMAN Dado Sets with Kromedge Blades**

So strong they last 5 times longer than ordinary blades

Chrome-nickel-moly steel . . . extra tough, resists rust. Kromedge blades give clean cutting . . . long service. Precision-ground blades assure accuracy. Matched chippers for years of smooth cutting.

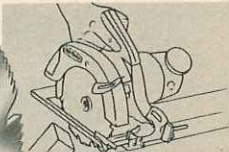
**1** Professional-quality satin-cut Dado Sets. Our best . . . even cut fine veneers and other sensitive materials. Also for plywood. Practically no splintering . . . straight, smooth sides. Outside cutters taper-ground to proper clearance, absolute tooth alignment. Two  $\frac{1}{8}$ -in. outside cutters, four  $\frac{1}{8}$ -in. chippers, one  $\frac{1}{16}$ -in. chipper. For radial-arm and bench saws.

7-in. Set. Dadoes to  $1\frac{1}{4}$  in. deep,  $1\frac{1}{16}$  in. wide.  $\frac{5}{8}$ -in. arbor.  
9 M 3257—Shipping weight 4 pounds 10 ounces. . . . . Set \$24.99

6-in. Set. Dadoes to  $1\frac{1}{4}$  in. deep,  $1\frac{1}{16}$  in. wide.  $\frac{5}{8}$ -in. arbor.  
9 M 3270—Shipping weight 3 pounds 6 ounces. . . . . Set \$19.99

**2** 8-inch heavy-duty Set. For extra-tough jobs on bench, radial arm or swing saws. Includes six  $\frac{1}{8}$ -in. chippers, two outside saw blades  $\frac{1}{8}$  in. thick. Fits  $\frac{3}{8}$ -in. round arbor. Paper washer included for width adjustments by  $\frac{1}{16}$  inch.  
9 M 32471—Shipping weight 6 pounds 2 ounces. . . . . Set \$16.99


**3** 6-in. Set. Four chippers  $\frac{1}{8}$  in. thick, one  $\frac{1}{16}$  in. thick. Two  $\frac{1}{8}$ -in. thick outside saws. For radial-arm, bench saws. Fits  $\frac{1}{2}$ -inch round arbor.  
9 M 3248—Shipping weight 3 pounds 2 ounces. . . . . Set \$9.99  
Fits  $\frac{3}{8}$ -in. round arbor.  
9 M 3249—Shipping weight 3 pounds 2 ounces. . . . . Set 9.99



**Dado Set for electric Hand Saw**

**\$12.99**

**CRAFTSMAN. 3 $\frac{3}{8}$ -in. Set.** Even cut fine veneers and other sensitive materials. Professional quality. Kromedge blades. Two  $\frac{1}{8}$ -in. chippers, one  $\frac{1}{16}$ -in. chipper, two  $\frac{1}{8}$ -in. outside cutters. Width of cut  $\frac{1}{8}$  to  $\frac{3}{16}$  in. Max. depth  $\frac{1}{16}$  in.  
9 M 3268—Wt. 1 lb. 2 oz. . . . . Set \$12.99



Cuts moldings and locking joints

**CRAFTSMAN Cutter**

23-piece Set **\$18.99**

3-blade Bit Set **\$2.79**

Cutter Head only

**\$4.99**

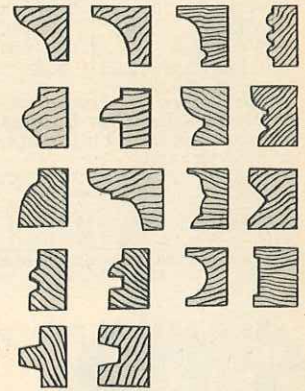
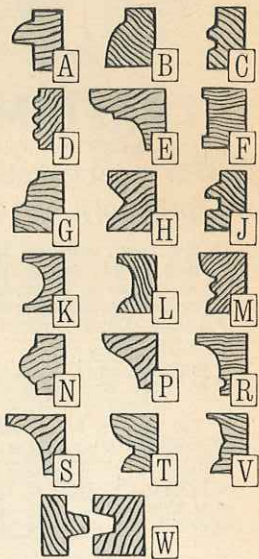
23-pc. Set. Lets you use your CRAFTSMAN bench saw or radial-arm saw as a jointer-planer or shaper. Copy designs or make your own. Special, tough steel . . . heat treated. Safety locks align bits. Fits most bench, radial-arm saws with  $\frac{1}{2}$ ,  $\frac{3}{8}$ ,  $\frac{3}{4}$ -in. round arbor. Also most dado and special molding inserts.

Wrench, spacer washer, bushings, instructions. Includes 18 bits (six 3-pc. sets) to cut patterns A-F. Plastic case.  
9 M 3221—Shipping weight 2 pounds 2 ounces. . . . . Set \$18.99

**Cutter Head only.** As above, but no bits.  
9 M 3200—Shipping weight 1 pound, 6 ounces. . . . . 4.99

**Cutter Bit Sets.** Tool steel. Bits 1 in. wide, 3 in each set. Shpg. wt. 5 oz. (except 9 M 2303, six-bit set, wt. 7 oz.).

Illus.	Cat. No.	Type of Cut	Set
(A)	9 M 2353	Cabinet Door Lip. . . . .	\$2.79
(B)	9 M 2355	Base Molding. . . . .	2.79
(C)	9 M 3201	Glue Joint. . . . .	2.79
(D)	9 M 2352	3 bead ( $\frac{1}{4}$ inch each). . . . .	2.79
(E)	9 M 3212	$\frac{3}{8}$ -inch Cove and Bead. . . . .	2.79
(F)	9 M 2302	1-inch Planer and Jointer. . . . .	2.79
(G)	9 M 3211	Window Sash. . . . .	2.79
(H)	9 M 3204	90° Flute. . . . .	2.79
(J)	9 M 3210	Panel Cupboard Door. . . . .	2.79
(K)	9 M 3206	1-inch Flute ( $\frac{1}{2}$ -inch radius). . . . .	2.79
(L)	9 M 3207	$\frac{5}{16}$ -in. Quarter Round; $\frac{5}{16}$ -in. Cove (Drop Leaf) . . . . .	2.79
(M)	9 M 3208	$\frac{3}{16}$ -in., $\frac{3}{8}$ -in. Quarter Round; $\frac{1}{4}$ -in. Bead. . . . .	2.79
(N)	9 M 2354	Clover Leaf and Screen Mold. . . . .	2.79
(P)	9 M 3202	"Ogee" Window and Door Stop. . . . .	2.79
(R)	9 M 3203	$\frac{1}{4}$ -inch Flute and $\frac{1}{2}$ -inch Cove. . . . .	2.79
(S)	9 M 3209	$\frac{3}{8}$ -inch Cove. . . . .	2.79
(T)	9 M 2351	$\frac{1}{4}$ -inch and $\frac{1}{2}$ -inch Quarter Round. . . . .	2.79
(V)	9 M 3205	Curved Flute and $\frac{3}{16}$ -inch Quarter Round. . . . .	2.79
(W)	9 M 2303	Tongue-Groove. Has 6 bits. . . . .	4.99



**Mono-cutter Molding Head Set with 18 bits**

20-pc. Set **\$23.99** Includes head, case

Make as many designs of trim, molding and joints as you like. There is practically no limit to the number of designs you can make when these bits are used in combination.

This set is made especially for Sears radial-arm saws, but it will also fit any  $\frac{1}{2}$ -inch or  $\frac{3}{8}$ -inch arbor.  
Bits can't turn in cutter head . . . de-

signed to stay in perfect alignment at all times. Operates completely chatter-free, turns out trim or moldings uniform in shape and size.

Comes complete in a sturdy plastic storage case that folds into 5 $\frac{1}{2}$ x8-inch size or hangs on wall. With wrench, spacer washer, bushings. Instructions.  
9 M 3215—Shpg. wt. 3 lbs. . . . . Set \$23.99

*No Money Down on anything Sears sells*

# CRAFTSMAN Home-n-Shop Vac

REG. U. S. PAT. OFF.

For cleaning shop areas, garages, greenhouses . . .  
many places where an ordinary cleaner would clog  
Picks up dirt and sawdust, wood chips, metal shavings  
Can also be used as a blower or air dryer



Cleans up big areas fast in stores, shipping rooms, etc.



Very handy for cleaning your car interior and trunk



Lightweight fiber drum is designed for easy emptying



27-gallon drum capacity  
Motor develops a full 1.1 HP **\$42.99** without dolly

This heavy-duty cleaner eliminates the messy job of sweeping with clouds of dust swirling about when cleaning shop, garage, basement, etc. Takes care of all the dirty work—and saves your household cleaner for less demanding jobs. Picks up small nails and packaging material . . . also hair clippings in barber shops and beauty shops. Excellent for cleaning furnaces, fireplaces and barbecue pits.

Works faster and cleans more thoroughly than smaller-capacity, lower-powered units. 19-inch diameter; 27 inches high. Two-stage universal motor. Hose swivels a full

360°. Connect the hose to drum exhaust for blowing dirt from corners or tight spots. Also convenient for air drying or circulating. Triangular-shaped nozzle gets into corners.

Dirt, chips, dust, etc., by-pass motor and empty directly into drum. Includes fiber drum, motor, 6-foot flexible hose, triangular pick-up nozzle, and 6-ft. cord. See one-year guarantee below. For 110-120-volt, 50-60-cycle AC-DC. UL listed. Dolly not included (see bottom of page for dolly and other accessories).

Sent freight (rail or truck) or express.  
99 M 1696N—Shpg. wt. 26 lbs. . . . \$42.99

## CRAFTSMAN Industrial Home-n-Shop Vac

**\$79.99**

Develops 50% more suction than any of our other vacuums. Designed for continuous-duty use. Two motors, each develops 1.1 HP. Sealed ball bearings are permanently lubricated.

Big 55-gallon drum capacity. Picks up everything from dust to stones. Perfect for garages, schools . . . any place with a cleaning problem.

Steel drum is rib-reinforced . . . built for industrial use. Built-in dolly has 4-inch casters, durable steel frame.

Convenient handles make emptying simple. Painted black inside and outside for rust resistance. Heavy-duty hose switches to exhaust outlet for blowing dirt away from hard-to-reach spots, and for air drying.

See one-year guarantee listed directly below at left.

Hose swivels a full 360°. Triangular nozzle, 6-foot hose, angle coupling, adapter. 110-120-volt, 50-60 cycle AC-DC. UL listed. Sent by freight (rail or truck) or express.


99 M 1697N—Wt. 70 lbs. . . . \$79.99



Here's our compact 15-gallon Vac

Same tremendous power as unit above

**\$39.99** without dolly

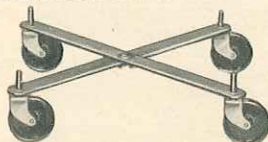


For attics, shops, studios. 19-inch diam., 15 in. high. Hose swivels 360°. Connect hose to drum exhaust for blowing. See guarantee below. 110-120-volt. 50-60-cycle AC-DC.

With fiber drum, 2-stage motor that develops 1.1 HP. 6-ft. hose, 6-ft. cord, triangular nozzle. UL listed. Without dolly (see bottom of page for dolly and other accessories). 99 M 1692L—Shipping weight 22 pounds. . . . \$39.99

Four-wheel Dolly. Steel frame. Plastic casters. Fits both 99 M 1696N and 99 M 1692L vacuums listed above.

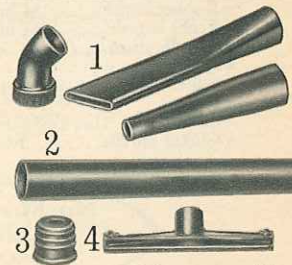
Shipping wt. 3 lbs. 10 oz. 9 M 16908. . . . \$3.99



**GUARANTEE:** All vacs guaranteed 1 year (90 days for continuous-duty use). If any vac shows defect in materials or workmanship, we will repair it without charge if returned within the 1-year guarantee period.

### Home-n-Shop Vac Accessories

- 1 Accessory Set. Plastic. 1 brush, 1 blower, 1 crevice tool. 9 M 16973—Shipping weight 1 lb. 11 oz. . . . Set \$3.49
- 2 2-piece, 46-inch Extension Handle. 9 M 16964—Shipping weight 1 lb. 9 oz. . . . \$3.99
- 3 Hose Adapter. For using most standard household vacuum attachments on any of our Home-n-Shop Vacs. 9 G 16966—Shipping weight 8 ounces. . . . \$1.49
- Extra 6-foot Hose and Connector Set. 9 M 16963—Shipping weight 3 lbs. 4 oz. . . . Set \$4.99
- 4 14-inch Nozzle. Fits hose, extension handle. Plastic. 9 M 16925—Shipping weight 1 lb. 14 oz. . . . \$3.99
- 9 M 16967—Cloth Motor Protector Bag. Wt. 3 oz. . . . 98c
- Paper Bag. Use over cloth bag. Package of 5. 9 M 16946—Shpg. wt. 5 oz. . . . Pkg. 99c



CPBKM AEDSLG SEARS 11

**CRAFTSMAN**  
REG. U.S. PAT. OFF.

## 6 1/8-inch Jointer-Planer

**\$132<sup>95</sup>** without motor, belt guard or stand

ONLY AT SEARS... a Jointer-Planer with base, rear table and legs cast in one solid piece... reduces vibration, cuts truer joints, planes smoother.

**1 Industrial quality**... for continuous heavy-duty service. Fence extends full length of rear table, locks flush. Stops at 45° and 90°. Handles 6-in. stock. Bearing housings are part of base casting. Depth-of-cut scale. 6 micro adjustment screws align 3 alloy-steel blades in steel cutter head. 2-in. machine pulley. Sealed ball bearings permanently lubricated. 9 1/2 x 20 3/8 x 42 1/2 in. over-all; 36-in. working area (front, rear table).

Without motor, motor pulley, belt or stand.  
99 M 2062N—Shipping weight 121 pounds... \$132.95

Jointer-Planer with motor, 1/2 HP, 3450 RPM. Ball-bearing capacitor type (110-120 or 230-volt, 60-cycle AC). 2 1/2-inch motor pulley, 1/2 x 45-inch V-belt.  
99 M 20626N2—Shipping weight 142 pounds... \$156.95

**2 Cast-iron Stand.**  
99 M 29602N—Shipping weight 71 pounds... \$41.99

**Ball-Bearing Casters.** Package of 4.  
9 M 2819—Shipping weight 1 lb. 2 oz. Package 4.99

**Belt and Pulley Guard.**  
9 M 29082—Shipping weight 4 pounds 2 ounces... 7.49  
9 M 2293—Pkg. of 3 Extra Blades. Wt. 10 oz. Pkg. 5.99

### SPECIFICATIONS

- Width of cut... 6 1/8 in.
- Depth of cut... 1/2 inch
- Front table... 16 3/4 x 7 1/16 in.
- Rear table... 17 1/16 x 6 1/2 in.
- Rabbet depth... 1/2 inch
- Bearings... 2 sets, ball
- Cutter knives... 3 alloy steel, 6 1/2 x 1 1/16 x 1/2 in.
- Recommended arbor speed approx. 4300 RPM
- Motor recomm... 1/2 HP (minimum) . . . 3450 RPM
- Machine pulley (incl.)... 2 inches
- Motor pulley (not incl.)... 2 1/2 inches
- Mounting dimensions... 9 1/2 x 31 1/16 in.
- Over-all dimensions: Height... 9 3/4 in. Width... 20 3/4 in. Length... 42 1/2 in.

**CRAFTSMAN**  
REG. U.S. PAT. OFF.

## 4 1/8-inch Jointer-Planer

**\$58<sup>99</sup>** without motor or stand

Fence lock handle minimizes annoying "whip." Massive base and precision-ground table of cast semi-steel. Tables (front one adjustable) have 3-point suspension mountings. Removable spring-loaded guard. Steel cutter has three 4 1/8-inch blades. Self-lubricating sleeve bearings. Fence tilts 45° either way. Over-all dimensions: 29 1/16 x 9 3/4 x 8 3/4 inches high. Without motor, motor pulley, belt or stand.  
99 M 2186L—Shipping weight 61 pounds... \$58.99



Jointer-Planer with motor, 1/2-HP, 3450-RPM capacitor ball-bearing motor with 4-foot cord. 110-120 or 230-v., 60-c. AC. 2 1/2-inch motor pulley, 1/2 x 32-inch belt.  
99 M 21863L2—Shipping weight 82 pounds... \$85.99

**Extra Blades for above.** Package of 3.  
9 M 21866—Shipping weight 6 ounces... Pkg. \$3.99

### SPECIFICATIONS

- Width of cut... 4 1/8 in.
- Depth of cut... 3/8 in.
- Rabbet depth... 3/8 in.
- Fence length... 19 1/2 in.
- Spindle diam... 1/2 in.
- Front table... 11 3/16 x 6 3/8 in.
- Rear table... 11 1/8 x 6 3/8 in.
- Cutter knives... two
- Bearings... two; Self-lubricating sleeve
- Motor recomm... 1/2 HP (minimum) . . . 3450 RPM
- Pulleys: Machine (incl.)... 2-in. Motor (not incl.)... 2 1/2-in.
- Recommended arbor speed... 4500 revolutions per minute


No Money Down  
on anything  
Sears sells



### Jointer-Planer Accessory

**3** Handy attachment converts bench saws to jointer-planers. Fits bench saw 99M2428N and former models 99-2217, 99-2218, 99-2104 and 99-2000.  
99 M 2184K—Wt. 31 lbs. \$45.99

**4** Tilting Fence. For jointer-planer 99 M 2184K above.  
9 M 2181—Wt. 4 lbs. 2 oz. \$10.99



Without motor  
or stand  
**\$289<sup>00</sup>**

### CRAFTSMAN Heavy-duty REG. U.S. PAT. OFF. Planer-Molder

Plane lumber up to 12½ inches wide, 6 inches thick. 3 knives in ball-bearing 3¼-inch head . . . takes molding bits (not incl.). Use 1 to 5 HP for 4000 RPM. 42-inch bed. Roller-chain feed. Machine-pulley included. No motor or stand. Planers below, stand and bits from factory near Kansas City, Mo. "N" items (as F9M2339N) sent freight (rail or truck) or express.  
F9 M 2339N—Shipping weight 220 pounds. . . \$289.00

Thickness Planer without molding features. 12½x6-inch capacity. Has an 18-inch bed.  
F9 M 23394N—Shipping weight 201 pounds. . . \$259.00

Welded Steel Stand for planers above. 22½-in. square top; 24½-in. square bottom. 20½-in. high.  
F9 M 23395N—Shipping weight 32 pounds. . . \$27.99

Molding Cutter Bits for F9M2339N. Set of 3 bits in each pattern (except Tongue-Groove Set below).  
F9 M 23311—1-inch and ½-inch radius flute  
F9 M 23301—Rabbit F9 M 23308—Window, door stop  
F9 M 23305—3-bead F9 M 23304—½-¼-in. quarter-rnd.  
F9 M 23309—90° flute F9 M 23313—¾-¾-in. quarter-rnd.  
F9 M 23306—Clover leaf F9 M 23303—Bose mold  
F9 M 23307—Glue joint F9 M 23312—¾-in. qtr.-rnd.; cove  
Shipping weight 3 ounces. . . . . Price per set \$2.99

Tongue and Groove Molding Cutter Bits for F9M2339N. Set of 6 bits.  
F9 M 23302—Shipping weight 6 oz. . . . . Set \$5.99



### CRAFTSMAN Wood Lathe REG. U.S. PAT. OFF. with big 12-inch swing

Without motor, motor  
pulley, V-belt, or stand  
**\$61<sup>99</sup>**

Exceptionally large capacity for a precision-built lathe in this price range. Rugged semi-steel head and tailstock. Permanently lubricated. Accurate at high speeds. Precision-ground steel-tubing bed is 45½ inches long. Mount motor from headstock rear or below. ¾x16-thread headstock spindle with indexing pin for fluting. Rigid 3-point mount. Handles pieces up to 37 in. long . . . up to a foot in diameter.

No. 1 Morse taper in headstock, tailstock. Graduated tool rest, spur, cup centers. 4-in., 4-step machine pulley. Four speeds (875 to 3450 RPM). 54½ in. long. Manual. Without motor, motor pulley, V-belt. Shipped freight (rail or truck) or express.  
99 M 2388N—Shipping weight 60 pounds. . . . . \$61.99

With CRAFTSMAN ½ HP, 1725-RPM, split-phase motor. 110-120-volt., 60-cycle AC with 4-foot cord. 4-inch, 4-step motor pulley, V-belt.  
99 M 23886N2—Shipping weight 80 pounds. . . . . \$74.99


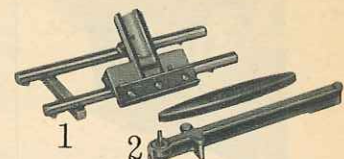
CRAFTSMAN Pedestal Stand. For above. 30 inches high. Steel columns.  
99 M 2249N—Shipping weight 74 pounds. . . . . \$35.99

### SPECIFICATIONS

- Swing over bed. . . . . 12 in.
- Center to center. . . . . 37 in.
- Length of bed. . . . . 45½ in.
- Spindle, inboard end . . . ¾ inches x 16 R.H. thread with No. 1 Morse, female taper
- Ram travel. . . . . 1½ in.
- Spindle speeds . . . Four 875, 1350, 2250 and 3450 RPM
- Spindle bearings . . . 2 sealed radial thrust ball
- Machine pulley (incl.) . . . 4-in., 4-step, V-type cone
- Mounting . . . 49 ½x5 ¾x ¼ in.
- Tailstock taper . . . No. 1 Morse, female
- Motor pulley (not incl.) . . . 4-in., 4-step, V-type cone
- Motor . . . ½-HP, 1725-RPM
- Over-all size . . . 7 ½x16x54 ½x 11 ½ inches high

**1** Joints-Planer Blade Sharpener. Sharpens knives up to 6½ in. long. Attaches to bench saw. Use with 6x½-in. grinding wheel, with ½-inch hole (grinding wheel not included).  
9 M 2658—Shipping weight 8 pounds. . . . . \$12.99

**2** Joints-Planer Blade-setting Gauge Set. Accurately lines up blades after sharpening. Machined cast iron. Micrometer adjustments. Stone included for touching-up blades.  
9 M 2647—Shipping weight 1 pound 13 ounces. . . . . Set \$7.99



**3** Work Arbors with Chucks. 3-jaw screw-on type. ½-inch capacity; ½-in. x 20-thread.  
9 M 2234—No. 1 Morse taper. Wt. 1 lb. 8 oz. \$3.18  
9 M 2247—No. 2 Morse taper. Wt. 1 lb. 8 oz. 3.18

**4** Work Arbors. Two steel flanges; nut on head end for clamping wheels. ½-in. x 20-thread.  
9M2153—No. 1 Morse taper. Shpg. wt. 9 oz. \$1.69  
9M2152—No. 2 Morse taper. Shpg. wt. 11 oz. 1.69

**5** Chuck Arbors. No. 1 Morse and No. 33 Jacobs taper.  
9 M 2123—Shipping weight 1 lb. 6 oz. . . \$1.29  
No. 2 Morse and No. 33 Jacobs taper.  
9 M 2124—Shipping weight 1 lb. 9 oz. . . . 1.29

No. 1 Morse and No. 3 Jacobs taper.  
9 M 2154—Shipping weight 8 ounces. . . . . 1.29  
No. 2 Morse and No. 3 Jacobs taper.  
9 M 2126—Shipping weight 1 lb. 10 oz. . . . 1.29

**6** Screw Centers. For woodworking.  
9M2116—No. 1 Morse taper. Shpg. wt. 12 oz. \$1.99  
9M2115—No. 2 Morse taper. Shpg. wt. 14 oz. 2.19

**7** Ball-bearing 60° Centers. For hardwood, metal.  
9M2112—No. 1 Morse taper. Shpg. wt. 8 oz. \$4.19  
9M2113—No. 2 Morse taper. Shpg. wt. 10 oz. 4.19

**8** Spur Centers. Use for wood turning.  
9M2106—No. 1 Morse taper. Shpg. wt. 4 oz. \$1.49  
9M2107—No. 2 Morse taper. Shpg. wt. 7 oz. 1.69

**9** Tailstock Cup Centers. For wood turning.  
9M2100—No. 1 Morse taper. Shpg. wt. 4 oz. \$1.49  
9M2101—No. 2 Morse taper. Shpg. wt. 7 oz. 1.69

**10** 60-degree Centers. For metal turning.  
9M2110—No. 1 Morse taper. Shpg. wt. 4 oz. \$1.19  
9M2111—No. 2 Morse taper. Shpg. wt. 6 oz. 1.29

**11** Work Arbors. 4½ in. long. 3½-in. spindle has ½-in. x 20-thread. Steel flanges. Wt. 15 oz.  
9 M 21641—½-inch bore. . . . . \$1.49  
9 M 21642—¾-inch bore. . . . . 1.49

**12, 13** Lathe Centers. For former 99-2162 or ¾-in. unthreaded arbor. Shipping weight 6 oz.  
(12) 9 M 2102—Tailstock Cup. . . . . \$1.39  
(13) 9 M 2105—Headstock Spur. . . . . 1.39

**14** 8-in. Sanding Plates. Cast iron with sandpaper. For ¾x16-inch right-hand thread arbor.  
9 M 2491—Shpg. wt. 4 lbs. 2 oz. . . . . \$5.49

**15** For former 99-2162, any ¾-in. unthreaded arbor.  
9 M 2341—Shpg. wt. 3 lbs. 15 oz. . . . . \$5.49

**16** Face Plates. For ¾-inch x 16 right-hand thread arbor. Choose diameter you need for your purpose.  
4-inch diameter. For inboard turning.  
9 M 2489—Shpg. wt. 1 lb. 7 oz. . . . . \$2.99

8-inch diameter. For inboard turning.  
9 M 2490—Shpg. wt. 3 lbs. 13 oz. . . . . 5.99

**17** Face Plate. For former lathe 99-2162, any ¾-inch unthreaded arbor. 4-in. diam. Set screw.  
9 M 2320—Shipping weight 1 lb. 7 oz. . . . . \$2.99

**18** Face Plate. 3-in. diameter. Cast iron. Has spurs, removable center, screw center. Fits ¾-inch x 16-thread spindle.  
9 M 2091—Shipping weight 1 lb. 12 oz. . . . \$3.59

**19** 4-pc. Carbide-tipped Wood-turning Set. Stay sharp 20 times longer than ordinary steel. 10-inch handles. For wood, plastic, aluminum, brass. ¾-16-inch parting tool, ½-inch gouge, one each ½-inch round-nose and ¼-inch skew chisel.  
9 M 3629—Shpg. wt. 2 lbs. 6 oz. . . . . Set \$15.99

Wood-turning Tools. (20) through (27). Polished 4½-inch carbon steel blades, ground to hold edge. 10-inch handles, heavy ferrules.  
Shipping weight 13 ounces.  
(20) 9 M 2863—1-inch skew chisel. . . . . \$2.19  
(21) 9 M 2862—¾-inch skew chisel. . . . . 1.59  
(22) 9 M 2856—¾-inch round nose. . . . . 1.79  
(23) 9 M 2858—¾-inch parting tool. . . . . 1.89  
(24) 9 M 2854—¾-inch spear point. . . . . 1.79  
(25) 9 M 2852—¾-inch gouge. . . . . 2.19  
(26) 9 M 2851—¾-inch gouge. . . . . 1.99  
(27) 9 M 2850—¾-inch gouge. . . . . 1.79

5-piece Set. ½-inch gouge, ½-inch parting tool, one each ½-inch spear point, ½-inch round nose and ½-inch skew chisel.  
Shipping weight 2 pounds 4 ounces.  
9 M 2855. . . . . Set \$7.99



**CRAFTSMAN**  
REG. U.S. PAT. OFF.  
**2-wheel  
12-inch  
Band Saw**

Without motor, motor pulley,  
belt guard or stand  
**\$106<sup>95</sup>**

- SPECIFICATIONS**
- Depth of throat . . . 12 inch
  - Capacity of cut (maximum) . . . 6 inches
  - Table size . . . 12½ x 14¼ in.
  - Length of blade . . . 80 in.
  - Width of blade . . . ¼ inch (takes ¼-½-in. width)
  - Blade speed . . . travels 2165 feet per min.
  - Machine pulley (included) . . . 5 inches
  - Motor pulley (not incl.) . . . 2 inches
  - Motor recommended (minimum) ¼ HP at 1725 RPM
  - Over-all size (without stand):
    - Height . . . . . 34½ in.
    - Width . . . . . 14½ in.
    - Length . . . . . 22¼ inches
    - Table tilts . . . 45 degrees
    - Pre-lubricated bearings
    - Cuts to center of 24-inch circle

Fully enclosed spring adjusts blade tension automatically as you saw . . . saw blades change quickly, too

One-piece cover and frame. Drive shaft with 2 rows of ball bearings for accuracy. Blade-tension release lever. Two rubber-tired ball bearing wheels. Miter gauge slot. Easily positioned saw guide.


Without motor, motor pulley, belt guard or stand.  
99 M 2426L—Shipping weight 68 pounds . . . . . \$106.95

With CRAFTSMAN ½-HP, 1725-RPM sleeve-bearing split-phase motor (110-120-volt, 60-cycle AC) with 4-foot cord and 2-inch motor pulley. V-belt measures ½x43 inches.  
99 M 2426L2—Shipping weight 87 pounds . . . . . \$119.95

CRAFTSMAN Cast-iron Tool Stand. Base measures 12x20½x5 inches. Tapped ½x13 threads. 2¾-inch column. 26 inches high.  
99 M 2957L—Shipping weight 48 pounds . . . . . \$29.99

Casters for stand above. ½x13 threads. Package of 4.  
9 M 2819—Shipping weight 1 pound 2 ounces . . . . . Package 4.99

Belt Guard for band saw above.  
9 M 2947—Shipping weight 4 pounds 2 ounces . . . . . 6.49



**CRAFTSMAN 18-inch  
Industrial Band Saw**

Without gear reduction unit **\$379<sup>95</sup>**

- SPECIFICATIONS**
- Depth of throat . . . . . 17 inches
  - With shroud removed . . . . . 18 inches
  - Capacity of cut (maximum) . . . 12½ inches
  - Table size . . . . . 20½x17½ inches
  - Length of blade . . . . . 11 feet
  - Width of blade . . . . . ¼ to 1 inch
  - Bearings . . . . . 6 sets grease-sealed ball
  - Size of each wheel . . . . . 18 inches
  - Machine pulley (included) . . . . 7 inch
  - Motor pulley (included) . . . . . 3 inch
  - Motor (not incl.) needs 1 HP 1725 RPM

Over-all: Height . . 6¼ ft.; Width . . 22½-in.; Depth . . 31 in.  
Blades . . two 11-ft. (¼-in. metal cutting, ⅝-in. wood cutting)

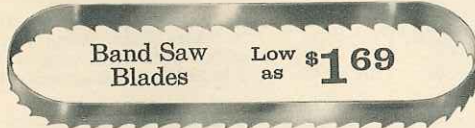
Built-in ball-bearing gear reduction assembly for 4 blade speeds 118 to 3550 ft. per min. Cuts to center of 36-in. circle in wood 12½ in. thick. Table tilts to 45°, locks; 2 miter gauge slots. Miter gauge, saw guides, 2 rubber-tired cast-iron wheels. Steel frame. Shipped freight (rail or truck) or express from Cincinnati, Ohio factory. F9 M 2358N—Shpg. wt. 494 lbs. \$489.95

Saw without gear reduction unit. One 11 ft. x ⅝-inch wood-cutting blade. Comes without motor, pulley or V-belt.  
F9 M 23585N—Wt. 460 lbs. . . . \$379.95

Rip Fence for above. Shipped from Cincinnati, Ohio factory.  
F9 M 23586—Shpg. wt. 13 lbs. . . \$22.99

11-ft. Blades for band saw above. Shipped from Chicago, Illinois factory.

For Metal Cutting				For Wood Cutting			
Wide	Cat. No.	Wt.	Each	Cat. No.	Wt.	Each	
¼ in.	F9M27521	6 oz.	\$4.59	F9M27151	5 oz.	\$2.79	
⅝ in.	F9M27522	8 oz.	4.59	F9M27152	6 oz.	2.79	
¾ in.	F9M27523	10 oz.	4.59	F9M27153	8 oz.	2.79	
⅞ in.	F9M27524	14 oz.	4.59	F9M27153	8 oz.	2.79	



Replacement blades for use on wood, brass, non-ferrous metals or steel. Cut exceptionally smooth and fast. Every blade made endless . . set and filed for its recommended use . . precision-ground for max. life.

Cat. No.	For Sawing	Width	Length	Shpg. wt.	Each
9M26641	Wood/Skip. . . . .	¼ inch	62 inches	4 ounces	\$1.69
9M26642	Wood/Tooth. . . . .	⅜ inch	62 inches	4 ounces	1.69
9M26571	Wood. . . . .	½ inch	78 inches	4 ounces	1.69
9M26572	Wood. . . . .	½ inch	78 inches	5 ounces	1.69
9M26573	Wood. . . . .	½ inch	78 inches	6 ounces	1.69
9M26574	Wood. . . . .	½ inch	78 inches	7 ounces	1.69
9M26231	Wood. . . . .	½ inch	80 inches	4 ounces	1.69
9M26232	Wood. . . . .	½ inch	80 inches	5 ounces	1.69
9M26233	Wood. . . . .	½ inch	80 inches	7 ounces	1.69
9M26234	Wood. . . . .	½ inch	80 inches	7 ounces	1.69
9M2668	Brass, non-ferrous metals. . . . .	¼ inch	78 inches	8 ounces	1.79
9M2624	ferrous metals. . . . .	¼ inch	80 inches	8 ounces	1.79
9M2625	Steel. . . . .	¼ inch	80 inches	4 ounces	3.49

**Special-length  
Band Saw Blades**

For use on wood. (Not for 3-wheel band saws.) Not endless. (For blades made endless, see below. Shipped from factory in Chicago, Illinois.)

Catalog Number	Width	Shpg. wt. per ft.	Price per ft.
F9 M 26690	⅛ inch	3 ounces	25c
F9 M 26691	¼ inch	3 ounces	25c
F9 M 26692	½ inch	3 ounces	25c
F9 M 26693	¾ inch	3 ounces	29c
F9 M 26694	1 inch	3 ounces	29c
F9 M 26695	1½ inch	3 ounces	29c
F9 M 26696	2 inch	3 ounces	39c
F9 M 26697	2½ inch	3 ounces	39c
F9 M 26698	3 inch	5 ounces	49c
F9 M 26699	4 inch	5 ounces	49c

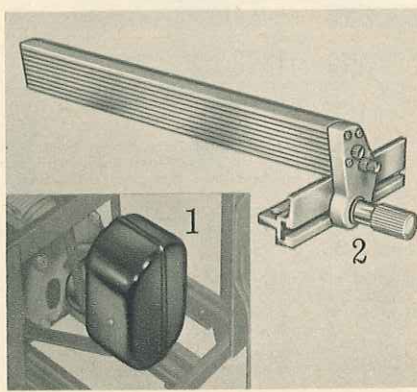
For each blade made endless, also state Catalog No. below.  
F9 M 2670 . . . . . 60c

**Slow-speed Converter**


1 For 10 to 14-inch band saws with 1725-RPM motors, ¼ or ⅜ HP, ½ or ¾-inch motor shaft. Blade speed cuts at 10:1 ratio. Cut steel, brass and other non-ferrous metals without damaging saw.  
9 M 2342—Shpg. wt. 6 lbs. \$34.99

**Rip Fence for band saws**

2 Rip planks and boards evenly at predetermined widths. Fits band saw 99 M 2426L, at left. For best results use ¼-inch blade. Locks solid at front and rear . . won't slip. Fittings included. Shipping weight 4 pounds.  
9 M 23432—Shpg. wt. 4 lbs. \$9.99



1 \$14<sup>99</sup>



2 \$28<sup>99</sup>

**SPECIFICATIONS**

	1 9 M 2478	2 99 M 2571C
• Depth of throat.....	10 inches	15 inches
• Depth of cut.....	1 inch max. (soft wood)	1½ inches
• Blade chuck.....	stationary type	rotates 90° left, right
• Table size.....	6½x8½ inches	10x10 inches
• Motor (built in).....	magnetic type, 110-120-volt, 60-cycle AC	reciprocating type, 110-120-volt, 60-cycle AC
• High speed stroke.....	7200 per minute	7200 per minute
• Bearings.....	steel torsion	steel torsion
• Blades.....	4-in. pin end (2 included)	5-in. pin end (4 included)
• Dimensions.....	height 7¾ inches; width 6¾ in.; length 14½ in.	height 11¾ in.; width 10¼ in.; length 21¼ in.

**CRAFTSMAN**  
REG. U.S. PAT. OFF.

**18-in. Belt-driven Jig Saw**

Just remove arm to use it as a sabre saw!

\$52<sup>99</sup>



**SPECIFICATIONS**

- Depth of throat..... 18 in.
- Depth of cut (max.).... 2 in.
- Table size..... 12x12 in.
- Bearings..... porous bronze
- Sawdust blower.... built in
- Blade..... 6-inch plain end
- Stroke..... 1 inch
- Spindle speed approx. 875 RPM
- Machine pulley (incl.) 4 in.
- Motor pulley (not incl.) .2 in.
- Motor recommended (minimum)..... ¼-HP. 1725 RPM
- Mounting dimensions (three-point)..... 5½x22 1/16 in.
- Over-all dimensions... height 18 in.; width 12 in.; length 29 in.

**Enclosed motors for safe and quiet operation**

**10-inch Hobby Jig Saw**  
Ideal for beginners

1 So simple to use, a child can operate it. Exceptionally safe... it's almost impossible to get even a tiny scratch because stroke is so short and fast.

Rapid strokes of this well-made, rugged power tool leave almost no saw marks... leave little or no sanding to do. Powerful enough to do full-scale cutting in soft woods, plywood, Masonite Presdwood®, plastics, also thin aluminum, brass, copper, etc. Motor needs no oiling. No belts, pulleys; moving parts at a minimum.

Blade return made of tempered spring steel automatically maintains correct cutting tension. Rubber feet absorb vibration. Table has ½-in. grid pattern; aids guiding and layout operation. UL listed, 6-ft. 2-wire SJ cord, instructions, 2 blades.

9 M 2478—Wt. 11 lbs. . . \$14.99

**CRAFTSMAN 15-inch Jig Saw . . . table tilts 0 to 45° in either direction**

2 The ideal tool for the home craftsman... use for making models, puzzles, furniture... make toys or household articles. Has adjustable, calibrated scale tilt control. A powerful, rugged tool, yet light enough to carry. Cuts to center of 30-inch circle. Lets you start inside cuts within center section of work... cut fancy veneer inlays... saw almost invisible coped joints. Blade leaves no saw marks... no need for sanding. Cuts hard and soft woods, plywood, floor and wall tile (not ceramic), plastics and non-ferrous metals. As powerful as many heavier saws, yet runs quietly. UL listed.

All-metal construction. Non-slip, sound-absorbing feet. Short stroke, twin-armature motor (no belts, pulleys... never needs oiling). Blade rotates 90° left or right for making cuts over 15 inches... locks in any position. Blade hook adjusts blade for true cut. Has locking hold-down device. Bronze blade guide under table. Pressure foot. With 4 blades, 6-ft. 2-wire cord, screwdriver, instructions.

99 M 2571C—Shpg. wt. 19 lbs. . . . \$28.99

3 Table tilts 0 to 45° for mitering, beveling wood up to 2 in. thick... also cuts plastics, non-ferrous metals. (Use 5 or 6-in. plain-end blade, 1 incl.). Oil-sealed bearings for smooth, quiet operation.

Outstanding features: (1) resilient chuck shoe between blade and clamp cushions blade... helps prevent twisting, breaking; (2) blade rests against steel balls in back-up guide... less blade wear; (3) guide is adjustable in all directions... always exact alignment for maximum support when rotating blade for back-cutting or ripping pieces over 18 in. long; (4) cap floats radially for perfect vertical alignment. No motor, motor pulley, V-belt. Freight (rail or truck) or express.

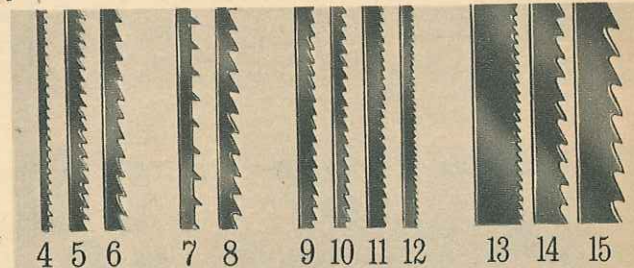
99 M 2072N—Shipping weight 70 pounds..... \$52.99

18-inch Jig Saw above with CRAFTSMAN ¼-HP, 1725-RPM sleeve-bearing split-phase motor. Operates on 110-120-volt, 60-cycle AC. 4-foot cord, 2-inch motor pulley and ½x54-inch V-belt.

99 M 20726N2—Shipping weight 89 pounds..... \$69.99

**CRAFTSMAN Jig and Sabre-saw Blades of tough alloy steel . . . heat treated and hardened**

	Catalog Number	Lgth., inches	Width, inches	Thick., inches	Teeth per in.	Recommended uses	Number in pkg.	Per pkg.
<b>(Pin type blades)</b>								
(4)	9M2688	.4.	.062	.010	18	For wood and plywood. Fit magnetic or reciprocating-motor jig saw.	8	39c
	9M2687	.4.	.082	.010	18	For wood and plywood. Fit magnetic or reciprocating-motor jig saw.	8	39c
	9M26903	.5.	.095	.015	20	For wood, plastic, soft metal. Fit magnetic or reciprocating-motor jig saw.	4	49c
(5)	9M26923	.5.	.187	.015	15	For wood, plastic, soft metal. Fit magnetic or reciprocating-motor jig saw.	4	49c
(6)	9M27053	.5.	.110	.020	15	Medium; for wood or metal.	4	49c
	9M27043	.5.	.110	.020	10	Coarse; for wood only.	4	49c
<b>(Plain-end blades; for most jig saws)</b>								
(7)	9M27103	.6.	.110	.020	7	Heavy duty; for wood and metal.	5	49c
(8)	9M27003	.6.	.110	.020	10	Coarse; for wood and soft metal.	4	49c
(9)	9M27013	.6.	.110	.020	15	Fine; for wood and soft metal.	4	49c
(10)	9M27023	.6.	.085	.020	16	Extra fine; for wood and soft metal.	4	49c
(11)	9M27093	.6.	.110	.020	20	For thin sheet metals, including steel.	4	49c
(12)	9M27035	.6.	.070	.020	32	For thin sheet metals, including steel.	4	49c
<b>(Sabre-saw blades)</b>								
(13)	9M28673	.6.	.250	.028	20	For wood and metal.	3	49c
(14)	9M28693	.6.	.187	.028	10	For wood and soft metal.	3	49c
(15)	9M28663	.6.	.250	.028	7	For coarse cuts in wood.	3	49c



Professional-quality blades... made of special alloy steel, scientifically heat-treated and hardened for long use and fast, easy cutting. All blades listed are for use on jig saws. 6-inch plain-end blades can be snapped off to fit machines taking shorter plain-end blades. When cutting metal with blades indicated for metal cutting, lubricate blade with beeswax. Sabre-saw blades can be used for heavy work, as well as sabre sawing on jig saws. Please order from table at left. Shipping weight per package 2 ounces.

No Money Down on anything Sears sells

SEE PAGE 98

CPBKM AEDSLG SEARS 15

**CRAFTSMAN**  
REG. U.S. PAT. OFF.

## Belt and Disc Sander

**\$66<sup>99</sup>** Without motor, pulley, V-belt, guard or stand

Over 100 square inches of sanding surface! 3 big features—(1) Cam device for quick belt tensioning. (2) Two pre-lubricated sealed ball bearings on drive and idler shafts. (3) Drive roller, V-pulley keyed to drive shaft to prevent slipping. Sands flat or curved surfaces. Belt sander for large, flat surfaces, end drums for curved, irregular work, disc sander for end grain and small work. Belt table can be pivoted from horizontal to vertical. Work table tilts 0° to 45°. Fence adjusts 90° to 45°. Heavy cast-iron frame.

Without motor, pulley, V-belt, guard or stand.

99 M 2254L—Shipping weight 64 pounds.....\$66.99

With 1/2-HP, 3450-RPM ball-bearing capacitor motor, 110-120 or 230-volt, 60-cycle AC. With 4-ft. cord. 1/2x40-inch V-belt and 2-inch motor-pulley.

99 M 22546L2—Shipping weight 85 pounds.....\$92.99

CRAFTSMAN Pedestal Tool Stand. 35 inches high. 2 3/4-inch diameter steel post. Cast-iron base. Bracket, motor-mount and all needed bolts included.



99 M 2204L—Shipping weight 49 pounds.....\$28.99

Belt Guard. For use with stand above. Steel construction.

9 M 2251—Shipping weight 3 pounds 2 ounces..... 7.29

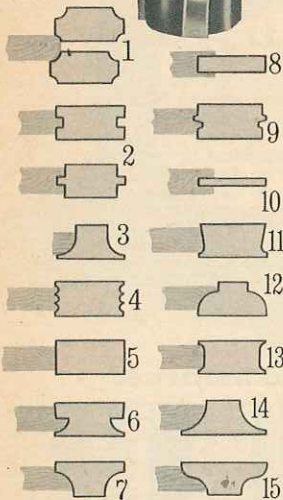
### SPECIFICATIONS

- Width of belt . . . . . 6 inches
- Length of belt . . . . . 48 inches
- Sanding belt table . . . . . 6 1/2 x 17 1/16 inches
- Sanding disc table . . . . . 6 1/4 x 12 inches
- Diam. sanding disc . . . . . 9 in.
- Bearings. 2 sets, sealed ball
- Drum diameter . . . . . 3 inches
- Machine pulley (included) . . . . . 2 1/4 inches
- Motor pulley (not incl.) . . . . . 2 inches
- Motor recommended . . . . . 1/2 HP, 3450 RPM
- Over-all size . . . . . 10 1/2 x 18 x 28 3/4 inches
- Mounting dimensions (center to center of bolt holes) . . . . . 10 3/4 inches



### Alloy-Steel Shaper Cutters

Precision machined for professional quality work. All cutters 1 inch high with 1/2-inch bore, except (8) 9M3288 which is 1/2 inch high and (10) 9M3287 which is 1/4 inch high. For use with drill press, use with 9M2483 adapter shown and described on page 18 of this catalog.



Shaper Cutter Type	Catalog Number	Wt. oz.	Price
2-inch diameter Shaper Cutters			
(1) 1/8 and 1/4-in. radius Ease Edge or 1/4-in. Glass Bead	9 M 3295	6	\$2.99
(2) 1/4-in. Tongue and Groove Matched Set . . . . .	9 M 3283	10	5.99
(3) 1/2-inch Radius Base Shoe Molding or 1/2-in. Qtr. Rnd.	9 M 3285	6	2.99
(4) 3-bead 3/4-inch Molding . . . . .	9 M 3293	6	2.99
(5) 1-inch Jointer . . . . .	9 M 3289	7	2.99
(6) Lip Cupboard Door or 3/8-inch Quarter Round . . . . .	9 M 3294	6	2.99
(7) Drop Leaf Bead . . . . .	9 M 3291	6	2.99
(8) 1/2-inch Groove . . . . .	9 M 3288	5	2.79
(9) Reversible Glue Joint . . . . .	9 M 3284	6	2.99
(10) 1/4-inch Groove . . . . .	9 M 3287	4	2.79
(11) Taper Edge . . . . .	9 M 3292	6	2.99
(12) Drop Leaf Cove . . . . .	9 M 3290	6	2.99
(13) 1/8-inch Ease Edge or Screen Mold . . . . .	9 M 3286	6	2.99
(14) 2 1/2-inch diameter 3/4-inch Quarter Round . . . . .	9 M 3281	6	3.99
(15) 2 1/2-inch diameter 3/4-inch Ogee Molding . . . . .	9 M 3282	6	3.99


### Sash and Door Cutting Kit

**\$4.49**

For use with 99M2394N at right or former shaper 99-2392.

Kit includes: 5 spacer collars (1/8, 1/4, 3/8, 1/2 and 1 inch wide) with 1/2-inch bore and sash cutter blade. Hex key. Three recessed nuts (1/2x24, 1/2x20, and 1/2x16 Acme thread).

On drill press, use kit with adapter 9M2483, on page 18. Shpg. wt. 8 oz. 9 M 2407 . . . . . Kit \$4.49



5-pc. Shaper Collar Set. Use above or below cutter to provide bearing surface for portion of workpiece edge which is not to be shaped. Easily do free-hand edge shaping of curved workpieces. Fit 1/2-in. spindle. Wt. 6 oz. 9 M 2367 . . . . . Set \$2.89

Without motor or stand  
**\$82<sup>99</sup>**

### SPECIFICATIONS

- Cutter height capacity . . . . . 2 1/2 in.
- Cutter bore . . . . . 1/2 inch.
- Bearings . . . . . 2 sets, sealed ball
- Table height (stationary) . . . . . 8 3/8 in. above base
- Miter gauge slot . . . . . 3/4 x 3/8 inch
- Length of fence . . . . . 18 3/4 to 21 in.
- Spindle diameter . . . . . 1/2-inch ends; 3/16 inch center
- Spindle adjustment . . . . . 1/8 in.
- Spindle thread . . . . . 1/2x16-inch Acme
- Spindle speed recommended . . . . . 9000 RPM
- Machine pulley . . . . . 2 in. (included)
- Motor pulley, 4 3/8 inches flat (incl.)
- V-belt . . . . . 1/2x33 inches (included)
- Minimum motor . . . . . 1/2 HP, 3450 RPM
- Mounting dimensions . . . . . 3 holes; 2 rear are 11 1/2 in., front 9 3/4 in.
- Height 11 1/4 in.; width 27 in.; depth less motor guard 19 inches



### CRAFTSMAN High-speed Wood Shaper

FEATURES: (1) Extra-big 27x19-inch polished, ground semi-steel table; (2) Fence adjusts either side in or out without loosening; (3) Control for spindle height adjustment easy to reach in all positions. Legs etc. won't interfere; (4) Floating upper bearings for greater accuracy, 2 sets of permanently lubricated sealed radial bearings; (5) Critical parts machined for reliability at high speeds; (6) Built-in guard encloses belt, motor pulley for safety; (7) Collars, nuts, washers hardened to prevent burring; (8) Greater spindle diameter between bearings prevents whip, vibration. Spring hold-downs. Solid-type spindle turns either direction. 3 spindle collars.

Without motor or stand.

99 M 2394N—Shipping weight 87 pounds.....\$82.99

With CRAFTSMAN 1/2-HP, 3450-RPM capacitor motor.

99 M 23946N2—110-120 or 230-v., 60-c. AC. Shpg. wt. 107 lbs. . . . \$106.95

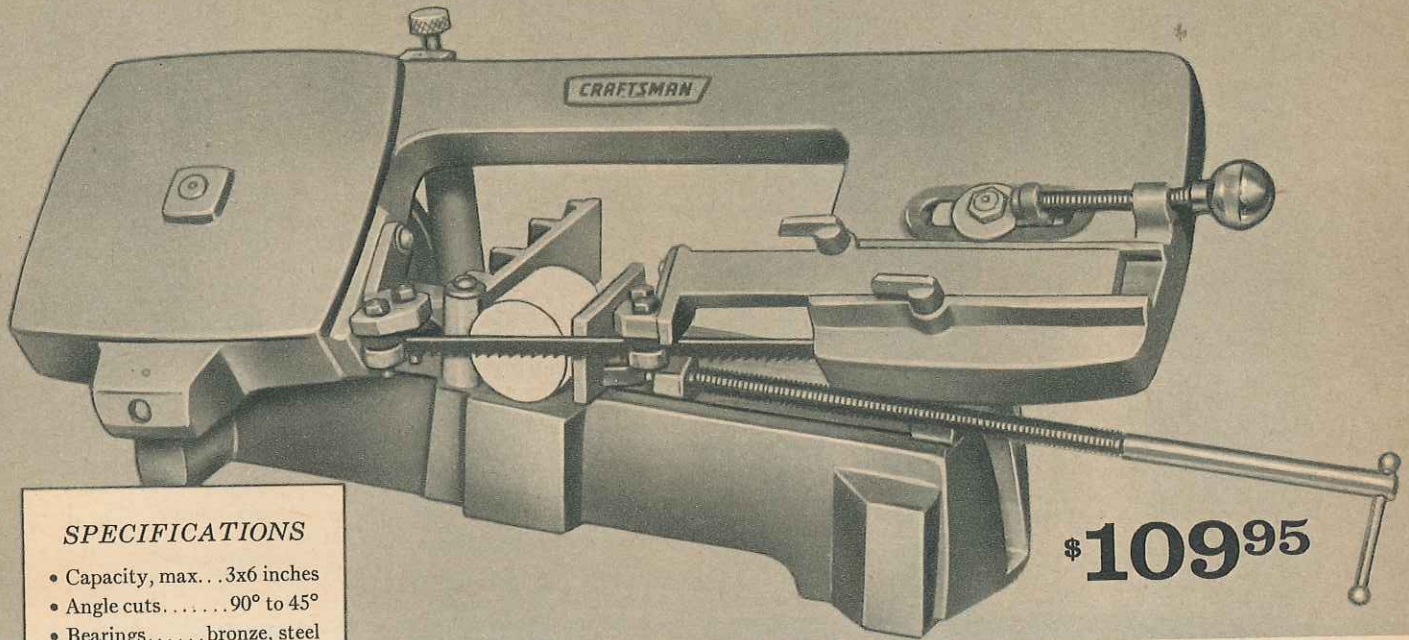
Pedestal Stand for above. 33 3/4 inches high. 2 3/4-inch diameter steel column. Cast iron base. 4 holes for casters in base. Casters on page 33.

99 M 2225L—Shipping weight 41 pounds.....\$26.99

# CRAFTSMAN Endless-blade Hack Saw

REG. U. S. PAT. OFF.

*Cuts up to 10 times faster than reciprocal-type*



**\$109<sup>95</sup>**

## SPECIFICATIONS

- Capacity, max. . . . . 3x6 inches
- Angle cuts . . . . . 90° to 45°
- Bearings . . . . . bronze, steel
- Machine pulley . . . . . 6 inch
- Motor pulley . . . . . 2 inch
- Motor needed (min.) . 1/3 HP
- Base size . . . . . 6 1/4 x 22 7/8 in.
- Mounting size 5 1/2 x 19 7/8 in.
- Blade . . . . . 1/2 in. wide, .020 in. thick, 60 in. long; 14 teeth per inch

**Cuts a 2-inch, cold-rolled steel bar in just 2 3/4 minutes!**

You can cut through steel fast . . . zip through cast iron, brass, aluminum even faster. Handles any shape metal—rounds, flats, tubing, angles, etc. Quick-action vise jaw adjusts in seconds for angle cuts from 90° to 45°.

Hydraulic control sets rate of blade feed. Saw blade adjusts through adjustable guide rollers. Blade speeds along at 135 feet per minute. Nylon pinion reduces noise.

With 2-inch motor pulley and 6-inch machine pulley (single groove; 3/8-inch bore). Takes 1/2-inch V-belt. Use at least 1/4-HP 1725-RPM motor.

- Saw without motor or V-belt.
- 99 M 2292N—Shipping weight 75 pounds . . . . . \$109.95
- Saw with CRAFTSMAN 1/2-HP capacitor motor, V-belt. Motor has sleeve bearings. 1725 RPM. 110-120-volt, 60-cycle AC. 4-ft. cord.
- 99 M 22923N2—Shipping weight 97 pounds . . . \$134.95
- Extra Metal-cutting Blades for above. Shpg. wt. 6 oz.
- 9 M 22926—10 teeth per inch . . . . . Each \$3.29
- 9 M 22927—14 teeth per inch . . . . . Each 3.29
- 9 M 22928—Skip-tooth Blade. 4 teeth per in. Each 3.29

**CRAFTSMAN**  
REG. U. S. PAT. OFF.

## Reciprocal-type Hack Saw

*Semi-automatic for "hands-off" working*

**\$79<sup>99</sup>**

*Just set it and leave it*

You can do other work while it cuts by itself . . . accurately and automatically. Special automatic mechanism lifts blade on backward stroke . . . helps prolong life of blade.

Cuts any shape of iron, brass, aluminum, etc. Has big 4x4-inch maximum capacity to handle large work pieces. Heavy cast-iron vise locks quickly and easily . . . anchors stock solidly in place. Adjusts for angle cuts from 90° to 45°.

Cast semi-steel slide and arm with adjustable cone-type arm pivot. Takes any standard 12-inch power hack saw blade (1 included). Arm length extended is 29 inches; not extended, 26 inches. Has 5-inch stroke; operates at 60 strokes per minute at 400 RPM. With 6 1/2-inch machine pulley, single groove. Motor, motor pulley, V-belt not included.


- 99 M 2294L—Shipping weight 57 pounds . . . . . \$79.99
- Saw with CRAFTSMAN 1/3-HP Motor. 1725 RPM split phase. Sleeve bearings. 110-120-volt, 60-cycle AC. 4-ft. cord. 2-inch motor pulley and 1/2-inch wide x 42-inch long V-belt.
- 99 M 22944L2—Shipping weight 76 pounds . . . . . \$94.99

- CRAFTSMAN High-Speed Power Hack Saw Blades.** For above. Special alloy steel. 5/8x12 inches long. Package of 2.
- 9 M 65822—14 teeth per inch. Shpg. wt. 5 oz. . . . . Pkg. \$1.69
  - 9 M 65823—18 teeth per inch. Shpg. wt. 5 oz. . . . . Pkg. 1.69

CPKRM  
AEDSLG SEARS 17


**No Money Down  
on anything  
Sears sells**

SEE PAGE 98



## SPECIFICATIONS

- Capacity, maximum . . . . . 4x4 inches
- Angle cuts . . . . . 90° to 45°
- Bearings . . . . . porous bronze
- Machine pulley. Single groove, 6 1/2 in.
- Motor pulley recommended (not included) . . . . . 2-inch
- Motor recommended (not included) . . . . . 1/3 HP, 1725 RPM
- Base size . . . . . 6x24 inches
- Mounting size . . . . . 5 1/2 x 19 7/8 inches
- Stroke . . . . . 5 inches; 60 strokes per minute at 400 RPM



## CRAFTSMAN REG. U.S. PAT. OFF. 15 1/2-inch Drill Press

Pulley and sleeve formed into one piece to assure positive transmission of power, greater accuracy

Floor model without motor

**\$127<sup>95</sup>**

Bench model without motor

**\$112<sup>95</sup>**

What other drill gives you all these features? Strong coil spring for quill return to assure closer adjustment and longer life. Nine different operating speeds . . . 660 to 5000 RPM. Box-type head casting with a built-in guard that encloses over 50% of the belt length permitting fast belt changes without removing guard. Special "Safe-Lock" chuck with a threaded collar which locks on the spindle making possible the use of routers and cutters without a collet chuck.

Does so much more than just drill, too! With the proper accessories you can do routing, shaping, carving, dovetailing, mortising, planing. See accessories at right and on facing page . . . see router bits on page 19.

Four ball bearings, permanently lubricated. Adjustable table and head. Double-shoe locks. Depth gauge calibrated in 16ths inch, can be set for repetitive drilling. Hinged motor mount. Drills to center of 15 1/2-inch circle (7 3/4 inches from center of bit to back of table). Maximum spindle travel 4 inches. 10x10-inch slotted table. 1/2x45-inch V-belt included.

Two 5-inch 4-step pulleys. No. 33 Jacobs taper holds bit shanks up to 1/2-inch diameter.

**Floor model without motor.** Measures 65 1/2 inches high; 44 1/2 inches from cast-iron base to chuck. Maximum table travel 38 3/4 inches. Shipping weight 172 pounds.  
99 M 2451N . . . . . \$127.95


**Floor model with motor.** Includes 1/2-HP, 1725 RPM capacitor-start motor. 110-120 or 230-volt, 60-cycle AC. 4-foot cord. Shipping weight 195 pounds.  
99 M 24516N2 . . . . . \$149.95

**Bench model (not shown) without motor.** 35 1/4-in. high; 18-in. from base to chuck. Maximum table travel 13 3/4 inches. Shipping weight 136 pounds.  
99 M 2450N . . . . . \$112.95

**Bench model (not shown) with motor.** Includes 1/2-HP, 1725 RPM capacitor-start motor. 110-120 or 230-volt, 60-cycle AC. 4-foot cord. Shipping weight 159 pounds.  
99 M 24506N2 . . . . . \$134.95

### SPECIFICATIONS


Detail	Bench Model	Floor Model
Depth of throat . . .	7 3/4 inches	7 3/4 inches
Spindle . . . . .	No. 33 Jacobs taper	No. 33 Jacobs taper
Bearings . . . . .	4 sets precision ball	4 sets precision ball
Chuck capacity . . .	0 to 1/2 inch	0 to 1/2 inch
Spindle travel . . .	4 inches	4 inches
Quill diameter . . .	1 3/8 inches	1 3/8 inches
Depth graduations . .	1/16 inch	1/16 inch
Work surface . . . .	10x10 in.	10x10 in.
Table travel . . . . .	13 3/4 in.	38 3/4 in.
Distance, base to chuck, maximum	18 inches	44 1/2 inches
Machine pulley (included) . . . .	5-in. 4 step	5-in. 4 step
Motor pulley (included) . . . .	5-in. 4 step; 3/8 in. bore (keyed)	5-in. 4 step; 3/8 in. bore (keyed)
V-belt (included) . . . .	1/2x45 inches	1/2x45 inches
Motor required, minimum . . . . .	1/2 HP 1725 RPM	1/2 HP 1725 RPM
9 speeds from . . . . .	660 to 5000 RPM	660 to 5000 RPM
Mounting dimensions . . . . .	9 1/2x14 1/8 in.	16 1/8x14 1/2 in.
Height . . . . .	35 1/8 inches	65 1/2 inches
Width . . . . .	12 1/8 inches	18 1/8 inches
Depth . . . . .	19 inches	24 inches



## CRAFTSMAN REG. U.S. PAT. OFF. Vari-Slo Speed Control **\$39<sup>99</sup>**

Get the right speed for every job. Select any speed from 300 to 3750 RPM. Change speed in seconds without stopping spindle. For either floor or bench models of above drill press. 12-to-1 ratio with hand lever without changing belt position. Simple to install . . . no holes to drill. Made of tough aluminum alloy and cast Tenzaloy. Pulleys turn on 4 ball bearings. Three V-belts and easy-to-follow instructions included.  
9 M 2340—Shpg. wt. 5 lbs. 4 oz. . . . . \$39.99

*No Money Down on anything Sears sells*



**1 Adapter with Holding Collar.** Use with 1/2-inch bore shaper cutters shown on page 16. Fits drill presses 99M2450N and 99M2451N at left.

Also fits other makes of drill presses which have No. 33 Jacobs tapered spindle. Precision-built.


Adapter has 1/2-inch x 20-thread. Collar screws to drill press spindle.

Shipping weight 10 ounces.  
9 M 2483 . . . . . \$2.99

**2 Screw-on type Collet Chuck.** Use with routing, dovetailing and carving bits. Fits any 1/2-inch x 20-thread spindle. Can be used with the 9 M 2483 adapter listed above. Fine construction.

Shipping weight 3 ounces.  
1/4-inch capacity.  
9 M 2271 . . . . . \$1.79


1/2-inch capacity.  
9 M 2269 . . . . . 2.49



### Collet Chuck with Holding Collar

Fits high-speed woodworking bits with 1/4 or 1/2-inch shank. 1/2-inch capacity with 1/2-inch bushing.

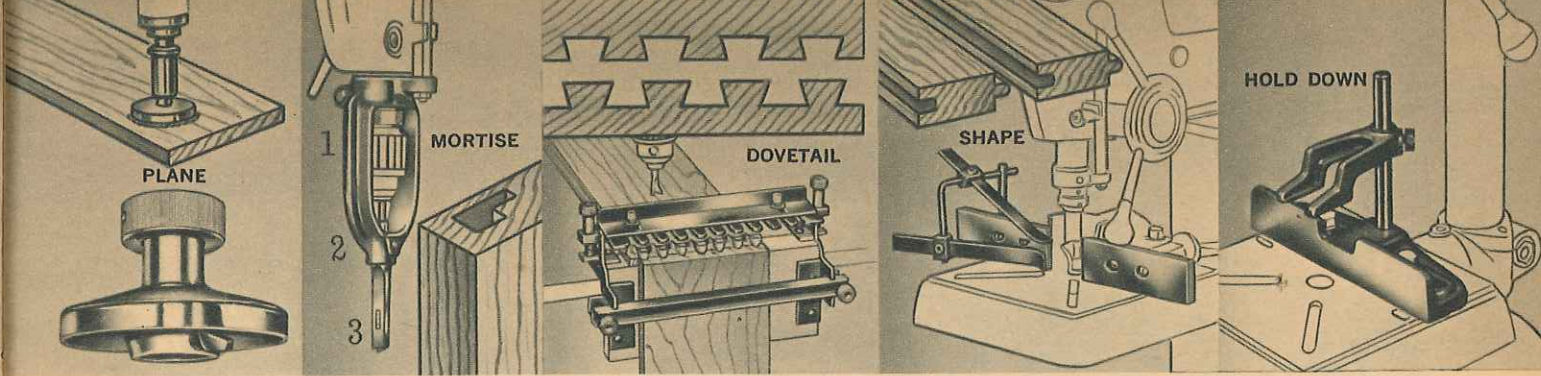
Fits all drill presses which have No. 33 Jacobs taper spindle. Fits both drill presses (99 M 2450N and 99 M 2451N) listed on this page. Screws into spindle.  
9 M 2467—Shpg. wt. 11 oz. . . . . \$2.49



### CRAFTSMAN Multi-speed Attachment

Slow spindle down to as low as 210 RPM . . . speed it up to as high as 9800 RPM. Get added uses from your drill press with increased range of speeds. Speeds from 5000 to 9000 RPM when planing, routing, dovetailing, etc. Slow speeds are for drilling large diameter holes in steel. Fits drill presses at left. Fits all drill presses with 2 or 2 3/4-inch diameter columns. Includes 2 V-belts.

Shipping weight 4 lbs. 5 oz.  
9 M 2338 . . . . . \$15.99



## See what your Drill Press can do with Sears Accessories

**CRAFTSMAN Rotary Planer.** Converts drill press to planer.

Dresses, trues up, finishes wood surfaces. Also use to remove paint and varnish.

Fits CRAFTSMAN drill presses shown on page 18, others with No. 33 Jacobs taper. 1 1/8-inch x 20-thread side-thrust nut or locking collar. 3 3/8-inch diameter.

With hex wrench, complete instructions.

Shipping wt. 12 oz.  
9 M 2745.....\$5.99

**1 Mortising Chisel Housing.** For presses 99M2450N, 99M2451N.  
9 M 2460—Wt. 3 lbs. 6 oz. .... \$4.99

For former presses 99-2359, 99-2362. Shipped from factory in Paris, Tenn. F9 M 2464—Shpg. wt. 4 lbs. .... \$5.99

**2 Hollow Chisels.** For 9M2460, F9M2464 above. Wt. ea. 4 oz.

Catalog No.	Size	Cut depth	Each
9 M 24201	3/4-inch	1 3/8-inch	\$3.59
9 M 24202	5/8-inch	3-inch	3.79
9 M 24203	1/2-inch	3-inch	3.99

**3 Mortising Bits.** For above. Shipping weight each 4 ounces.

9 M 24221—1/2-inch size. .... \$2.49  
9 M 24222—3/8-inch size. .... 2.69  
9 M 24223—1/2-inch size. .... 2.89

**Dovetailing Attachment.** Makes accurate dovetail joints. Clamp holds work pieces at 90° angle; cuts both pieces at same time.

Hardened-steel slotted comb controls spacing, depth of cut.

End plates, comb, screw fittings, clamps, wood parts included. Use with 1/2-in. dovetailing bits only (not included).

Instructions show how to make dovetail joints just like those most commonly used in manufacturing fine furniture.

Duplicate joints used in making bookcases, drawers, chests, other pieces.

Shipping weight 5 lbs. 10 oz.  
9 M 2462.....\$12.49

**CRAFTSMAN Shaper Fence Attachment.** Converts drill press into shaper. Forms support for making picture frames, sashes, moldings, trimmings. For presses on page 18.

Hardwood fences open 1 to 3 inches. Each adjusts separately. Micrometer-type adjustments with 1 1/4-inch maximum forward and back travel.

Hold-downs keep pressure on work. Shift to either end of the unit for regular and reverse feeds.

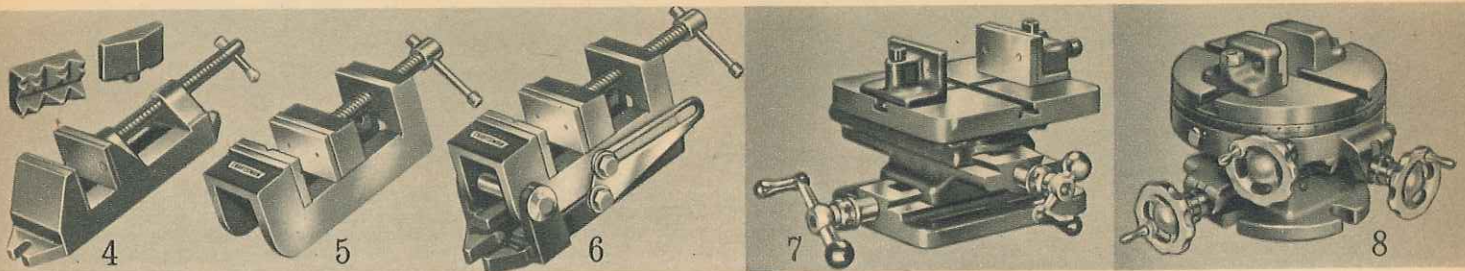
Shpg. wt. 6 lbs. 2 oz.  
9 M 2487.....\$15.99

**CRAFTSMAN Hold-down and Guide.** Fits almost any drill press table. For mortising, routing, planing, repetitive drilling. Strong, cast-iron construction.

Fingers on hold-down prevent workpiece from lifting when chisel or drill is raised. . . keeps work lined up. Easily adjustable to thin and thick work materials.

Hold-down and guide bolt to table.

Bolts are not included. Shpg. wt. 5 lbs. 8 oz.  
9 M 2457.....\$6.49



### Put these extra "hands" in your workshop . . . Work Holder, Vise, Rotary Table

**4 Drill Press Work Holder.** Zinc alloy base, 10 1/2 inches long. 2 5/8-inch jaws with steel faces open up to 3 inches.

Two extra cast-iron jaws. . . one for round or irregular work, one for tapered pieces.

Slots for bolting to bench.

Shpg. wt. 4 lbs.  
9 M 2436....\$4.99

**5 CRAFTSMAN Drill Press Vise.** Precision-squared sides. Use on end, sides, in normal position. Vise can also be used with magnetic chuck.

Machined cast iron, rust-resistant finish. Steel adjusting screws, fine-pitch thread. Steel-bearing plate. 2 1/2-in. steel jaws hold curved or tapered pieces, open to 2 1/2 inches. 7 1/2 inches long.

Shpg. wt. 4 lbs. 12 oz.  
9 M 2753.....\$9.99

**6 CRAFTSMAN Drill Press Angle Vise.** Fast, accurate setups without using clamps or wedges. Adjusts 0° to 90° or use horizontally. Can be used with magnetic chuck. Steel adjusting screws. Fine-pitch thread. With steel-bearing plate. 2 1/2-inch jaws open to full 2 1/2 inches. Hold round or tapered pieces. Over-all length is 9 inches. A real production tool.

Shpg. wt. 8 lbs. 4 oz.  
9 M 2754.....\$11.99

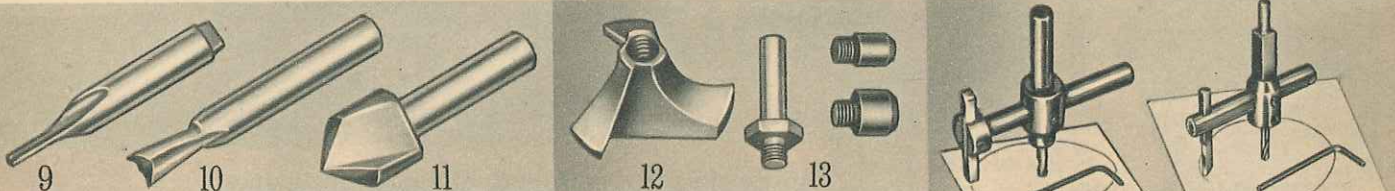
**7 Drill Press Milling Vise.** Bolts to drill press table. Also adapts to shapers, lathes, milling machines, grinders. Work is locked on 7x7-inch table between adjustable jaws. Maximum opening is 4 3/4 inches.

One jaw swivels, other has movable face. 6 1/2-in. cross feed travel (lower) . . . 5 1/2-in. traverse feed travel (upper). Upper slide is graduated 90° right or left.

Comes complete with wrench and bolts . . . ready for mounting on drill table. Shpg. wt. 35 lbs.  
99 M 2432K.....\$55.99

**8 CRAFTSMAN Rotary Table** with cross slide. A valuable machine shop accessory. Use for layout and indexing . . . as rotary and milling table. Adapted for drill presses, milling machines, surface grinders and shapers. 8-inch table rotates 360° . . . forty-to-one worm gear ratio. Rotary dial calibrated in 15-minute intervals. Dual cross feed 2 1/2 inches each side or 4 1/4 inches over-all. Dials in 1000ths. Removable jaw set 2 3/8-inches wide. 5 inches high.

Shipping weight 37 pounds.  
99 M 2496K.....\$99.99



**9 Bits for 9 M 2503** (page 39); Stanley, Porter, Cable, other routers. Also for drill presses, radial-arm saws. 1/4-in. diam. shank. Grooves, rabbets, mortises.

Straight-face Router Bits. Shipping weight each 3 oz.  
9 M 2552—1/2-inch. \$1.49 9 M 25521—1/4-inch. \$1.49  
9 M 25522—3/8-inch. 1.99 9 M 25523—1/2-inch. 2.59

1 1/4-inch Stair tread and riser Bit.  
9 M 2518—Shipping weight 3 ounces. .... \$3.49

Veining Bits. Shipping weight each 2 ounces.  
9 M 2559—1/8-inch. \$1.69 9 M 25592—3/16 inch. \$1.89  
9 M 25593—1/4-inch size. .... 1.99

Carbide tip, straight-face Bits. Single flute. Shipping weight each 4 ounces.  
9 M 25524—1/4-in. \$3.99 9 M 25525—5/16-in. \$4.49  
9 M 25526—3/8-in. 4.99 9 M 25527—1/2-in. 5.99

**10 Dovetail Cutter Bits.** Shipping weight each 3 ounces  
9M2553—1/4-in. \$2.99 9M25531—1/2-in. .... \$3.99

**11 V-groove or Chamfering Bit.** 1/2-inch.  
9 M 2557—Shipping weight 3 ounces. .... 3.79

**12 1/2-in. Bead Bit.** Use with arbor 9M2589 (13) below.  
9 M 25541—Shipping weight 3 ounces. .... \$3.79

**3/8-in. Bead Bit.** Use with arbor (13) below.  
9 M 25542—Shipping weight 3 ounces. .... 3.49

**1/2-in. Cove Bit.** Use with arbor (13) below.  
9 M 25551—Shipping weight 4 ounces. .... 3.79

**3/8-in. Cove Bit.** Use with arbor (13) below.  
9 M 25552—Shipping weight 3 ounces. .... 3.49

**13 Arbor for cove and bead bits** (12) above. 2 pilots.  
1 3/8-in. x 28-thread. For 1/2, 3/8-in. bead; 1/2-inch, 3/8-inch cove bits.

9 M 2589—Shipping weight 3 ounces. .... Set \$1.99

**CRAFTSMAN Heavy-duty Circle Cutter.** 1/2-in. shank. Cuts holes 2 to 8 inches in diameter in sheet steel, brass, wood, plastic. Removable high-speed steel bit. Setscrew wrench included with order.

Shipping weight 1 lb.  
9 M 3641.....\$5.19

**CRAFTSMAN Circle Cutter.** Combination square and 1/4-inch round shank. Cuts holes 1/8-inch to 4 inches in diameter in brass, wood or plastic. High-speed steel cutting bit. Wrench incl.

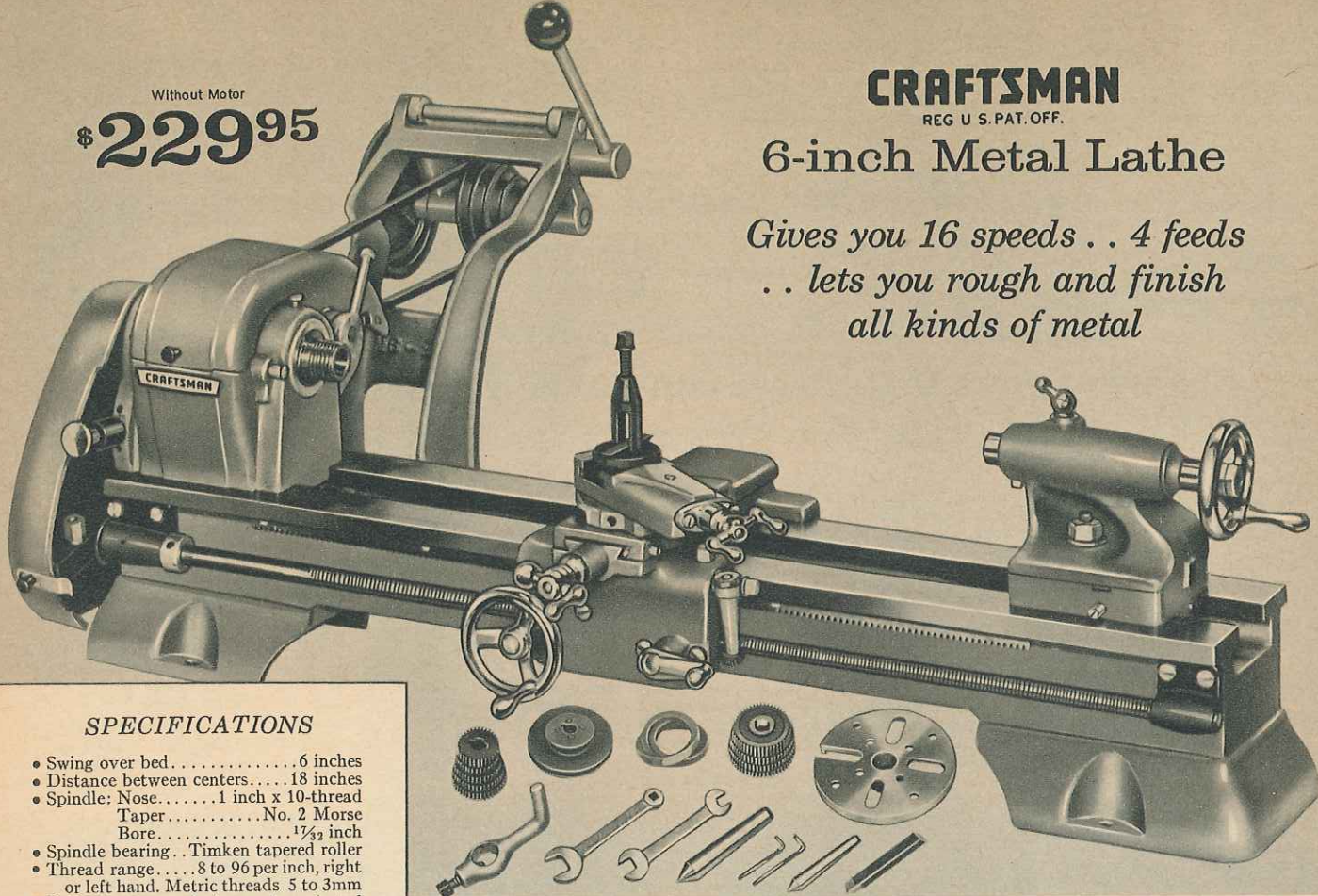
Shipping weight 8 oz.  
9 M 3644.....\$1.99

Without Motor  
**\$229<sup>95</sup>**

**CRAFTSMAN**  
 REG U S. PAT. OFF.

## 6-inch Metal Lathe

*Gives you 16 speeds . . . 4 feeds  
 . . . lets you rough and finish  
 all kinds of metal*



### SPECIFICATIONS

- Swing over bed . . . . . 6 inches
- Distance between centers . . . . . 18 inches
- Spindle: Nose . . . . . 1 inch x 10-thread  
Taper . . . . . No. 2 Morse  
Bore . . . . . 1 1/2 inch
- Spindle bearing . . . Timken tapered roller
- Thread range . . . . . 8 to 96 per inch, right  
or left hand. Metric threads 5 to 3mm
- Bed . . . . . 1-piece cast semi-steel
- Carriage . . . hand wheel for hand operation;  
feed lever for reversible automatic  
longitudinal power feed
- Feeds . . . . . .0024, .0039, .0048 and .0078
- Back gear ratio . . . . . about 6 1/2 to 1
- Countershaft, back gear  
bearings . . . . . 4 porous bronze
- Swing over carriage . . . . . 3 1/2 inches
- Compound rest travel . . . . . 1 3/4 inches
- Cross slide travel . . . . . 4 3/4 inches
- Tailstock taper . . . . . No. 1 Morse
- Tailstock ram travel . . . . . 1 1/4 inches
- Tailstock setover . . . . . 9/16 inch
- Motor needed, min. . . . . 1/2-HP, 1725 RPM
- Machine pulley (included) . . . . . 4 step
- Motor pulley (included) . . . . . 2 step
- Mounting dimensions . . . . . 4 3/4 x 27 1/2 in.
- Over-all dimensions . . . . . 12 x 27 x 33 1/2 in.

### Accurate within 1/1000 inch

For precision work—here is a metal lathe that matches our larger lathes in accuracy. Compare features and specifications at left with other metal lathes in the same price range . . . you'll find CRAFTSMAN is the lathe for you.

Designed, built and priced for toolmakers, model makers and hobbyists, the CRAFTSMAN 6-inch turning lathe is of true professional quality. Built for long life with Timken tapered roller bearings.

Complete operating instructions show you how to get the job done right and as quickly as possible. Entire outfit includes 258-page Lathe Manual as described on the opposite page and all the accessories illustrated above.

Accessory group includes the following items: 2-step motor pulley, 4-step machine pulley, 4-step quick-change countershaft, two 60-degree centers, 3/8-inch tool bit, 9 threading gears, 1-inch lathe dog, 3/8-inch V-belt, two hex wrenches, 5/4-inch face plate and two standard-dimension wrenches, 1 combination and 1 open end.

Motor not included. Use your present motor (if at least 1/2-HP, 1725-RPM) or order separately from pages 36 and 37.

Lathe designed to be used with Mica Undercutter (F9 M 1518) listed below. Also see pages 22 and 23 for additional accessories.

99 M 2140N—Shipping weight 100 lbs. . . \$229.95



Low as  
**\$74<sup>99</sup>**


### CRAFTSMAN Lathe Table

For 12-inch lathes. Gray, heavy cast iron, crossbraced legs. Can be anchored to floor.

Pre-finished hardwood table top resists oils and coolants. Over-all height 33 3/8 inches. Shipped by freight (rail or truck) or express. (See Shipping Note below.)

For lathes 45 inches long.  
 F9 M 1596N—Wt. 170 lbs. \$74.99

For lathes 57 inches long.  
 F9 M 1597N—Wt. 180 lbs. \$84.99



### Accessories for 6 and 12-inch Metal-turning Lathes

**1** Commutator Kit. Holds armature shafts for re-conditioning. No. 75A armature driving chuck; No. 100 center rest chuck (1/4 to 3/4-in. cap.); 2 arbors (No. 2 Morse, No. 3 Jacobs taper); key. For 12-inch lathe.  
 Shpg. wt. 7 lbs. 4 oz.  
 9 M 2129 . . . . . Kit \$34.99

For 6-inch lathe.  
 Shpg. wt. 6 lbs. 3 oz.  
 9 M 2122 . . . . . Kit \$34.99

SHIPPING NOTE: All "F" numbers (as F9M1596N) from Kalamazoo, Michigan factory.

**2** Mica Undercutter. Screw feed regulates height of cutter. Carriage feed moves cutter into commutator slot. New grooves are always clean, square, parallel and uniform in depth. For 110-120-volt, 50-60-cycle AC-DC. With universal motor, switch, cord and 5 undercutting saws: .015, .020, .025, .030 and .035 inch. For 12-inch lathe.  
 F9 M 2989—Shipping wt. 10 lbs. . . \$59.99

For 99M2140N and 99-2128 6-inch lathes.  
 F9 M 1518—Shipping wt. 9 lbs. . . . \$59.99

Set of 10 Replacement Blades, 2 each: .015, .020, .025, .030, .035 inch thick.  
 F9 M 1519—Shpg. wt. 2 oz. . . . . Set \$3.99

**3** Reversing Switch. For 6 and 12-in. lathes. Use to stop, reverse split-phase and capacitor motors up to 1 HP. For voltages up to 550 AC. Diagram.  
 9 M 2982—Shpg. wt. 1 lb. 9 oz. . . \$8.99

**4** Reversing Switch. For any CRAFTSMAN 12-inch Lathe. 1-HP capacity for voltages up to 550, both single and 3-phase circuits. Comes with cord and installation instructions.  
 F9 M 2018—Shpg. wt. 5 lbs. . . \$18.59

No Money Down on anything  
 Sears sells . . . see page 98


# Our finest CRAFTSMAN Metal-turning Lathe

REG. U. S. PAT. OFF.

Without motor, 24-inch centers

**\$649<sup>95</sup>**

*12¼-inch swing, 16 speeds, 54 feeds  
Accuracy tested to 1/1000 of an inch*



## SPECIFICATIONS

- Swing over bed. . . . . 12¼ inches
- Swing over carriage. . . . . 7¾ inches
- Collet capacity. . . . . ½ inch
- Lead Screw. . . . . ¾-inch diameter, 8 Acme threads per inch
- Spindle Nose. . . . . 1½x8 threads
- Spindle Nose Taper. . . . . Bored No. 3 Morse with reducing sleeve to No. 2 Morse
- Hole through spindle. . . . . 2½/32-in.
- Back Gears. 12 pitch, ¾-in. wide
- Back Gear shaft bearings. . . . . oil-impregnated; bronze
- Back Gear Ratio. . . . . about 6 to 1
- Spindle Gear. . . . . 16 pitch, 32 teeth, ⅞-inch wide
- Spindle bearings. . . . . 2 Timken tapered rollers
- Tailstock Ram. . . . . 1½-in. diam.
- Tailstock Ram travel. . . . . 2¾-in.
- Tailstock Ram graduations. . . . . 0 to 3 inches by ⅛ inch
- Tailstock Setover, forward or back. . . . . ¼ inch
- Cross feed travel. . . . . 6½ inches
- Cross feed screw. . . . . ½-inch diameter Acme threaded
- Compound rest travel. . . . . 2¼ in.
- Tool Post. . . . . ⅜x⅜-inch slot to take ⅜-in. tool bits or holder for ¼-in. tool bits
- Compound Rest swivel. Graduated 0° to 90° right and left
- Motor needed. ½ HP 1725 RPM
- Motor pulley (incl.). . . . . 2-step, 4½ inches
- Countershaft bearings. . . . . 2 ball; 2 bronze, oil-impregnated
- V-belt. . . . . A section ½-in. wide
- Drive pulley (incl.) dual, 3-in.

SHIPPING NOTE: All items with "F" (as F9M2895N) shipped from Kalamazoo, Michigan factory.

Heavy Timken roller bearings in lathe's headstock to maintain spindle alignment . . . minimum of load friction. Cast semi-steel bed; precision ground ways. Reversible power cross-feed . . 60-hole index on headstock. Lever for automatic power feed.

Complete operating instructions included. Outfit includes 258-page Lathe Manual as described below and the following accessories: 4-step machine pulley; 2-step motor pulley (⅜-inch bore); V-belt; two 60° centers; tool post and wrenches.

Motor not included. Use your present motor (if at least ½ HP 1725 RPM) or order separately from pages 36 and 37). Lathe designed to be used with many additional accessories listed below and on facing page. Also see pages 22 and 23.

**Lathes with Quick-change Gear Attachment . . Floor Model Cabinet . . Underneath Drive.** Quick-change gear attachment gives 54 threads or feeds (see F9M20145 below). Welded ¾-in. plate; floor-type cabinet houses underneath drive (reached through door). Countershaft, belt-tension handles extend outside cabinet.

24-in. centers; 50½ in. long. See Shipping Note above. F9 M 2895N—Wt. 482 lbs. \$31.50 mo. . . Cash \$649.95

36-in. centers; 62½ in. long. See Shipping Note above. F9 M 2897N—Wt. 522 lbs. \$32.50 mo. . . Cash \$679.95



**Lathes with Quick-change Gear Attachment only.** Quick-change countershaft mounted behind headstock.

24-inch centers; 45 inches long. See Shipping Note above. F9 M 2893N—Wt. 345 lbs. \$24 monthly. Cash \$499.95

36-inch centers; 57 inches long. 99 M 2894N—Wt. 372 lbs. \$26 monthly. Cash \$529.95

## Lathe Grinder \$149<sup>95</sup>

Universal tool post grinder for 12-inch lathes. Ideal for grinding tools, dies, bushings, bearings, shafts, valves, valve seats. Mounts on tool slide of lathe compound rest. Equips lathe for internal and external precision grinding, 2 speeds; grinds at 4900 RPM and 9100 RPM. With ¼-HP, 3450-RPM motor; 110-120-volt, 60-cycle AC. Includes belt, 4-inch external and ½-inch internal grinding wheels (grind up to 4¼-in. external diameters; from ¼-in. to 9¼-in. [internal diameters]). Heavy-duty spindle. With diamond wheel dresser and quill for internal work. Shipping weight 37 pounds. F9 M 2998. . . . . \$149.95



## Lathe Accessories for superior metal-working results

**1 "Lathe Operation" Manual.** 258 pages of photos, drawings, machinist's tables, easy directions. Paperbound with index tabs. 9 M 2925—Shipping weight 1 lb. 4 oz. \$2.59

**2 Quick-change Gear Attachment.** Fits former CRAFTSMAN lathes, models 9-2758 and 99-2759. 54 threads or feeds between .0042 and .250-inch per revolution of spindle; all right or left-hand threads from 4 to 240 in these standards: National Coarse (USS), National Fine (SAE), Acme, Square and Whitworth. No drilling or tapping needed to install. Replaces std. gear change assembly. Shipping weight 24 pounds. F9 M 20145. . . . . \$112.95

**3 Taper Attachment.** Cuts duplicate tapers on pieces of different lengths. Also use for internal boring and external work.

Index plate is graduated 7° and 3 inches both sides of center line; equals 2½/16-inch taper per foot right or left.

Use with any CRAFTSMAN 12-inch lathe. Travels 6 inches.

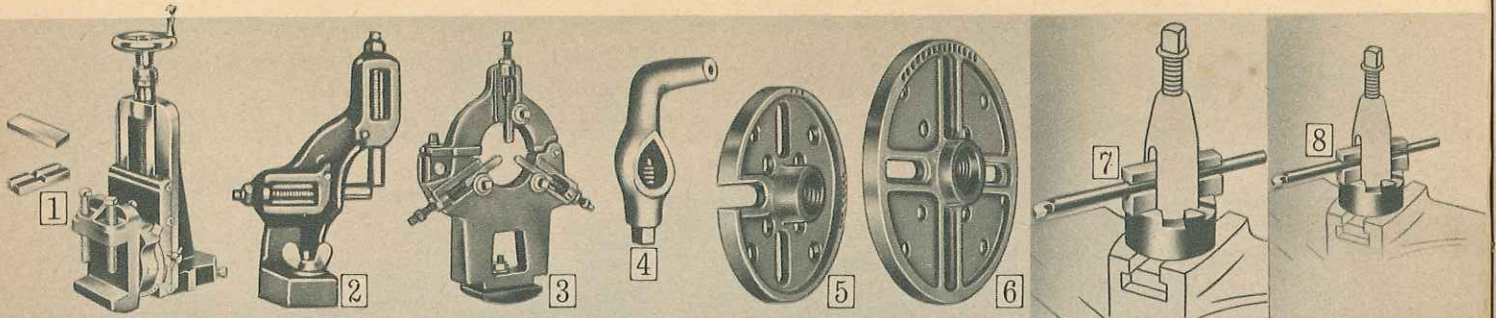
Shipping weight 11 pounds. F9 M 29845. . . . . \$47.99

*No Money Down on anything Sears sells*

SEE PAGE 98

# Lathe Accessories

SHIPPING NOTE: All "F" items (as F9 M 2987) shipped from factory in Kalamazoo, Michigan.



**1 Milling Attachment.** Graduated swivel vise, flat block, V-block. For face-milling, cutting keyways, etc. For metal lathes 99 M 2140N, 99-2128. Vise capacity 2 inches. Vertical feed 1 3/4 inches. Cross feed 3 3/8 inches. 9 M 2057—Wt. 8 lbs. 6 oz. \$42.99  
 For CRAFTSMAN 12-in. lathes. Vise capacity 2 3/4 inches. Vertical feed 3 3/4 in. Cross feed 5 inches. F9 M 2987—Shpg. wt. 17 lbs. \$46.99

**2 Follower Rest.** Mounts back of carriage dovetail slide. For accurate work on long, slender rods. For metal lathe 99 M 2140N, page 20. 9 M 2042—Shpg. wt. 3 lbs. 2 oz. \$8.49  
 For any CRAFTSMAN 12-in. lathe. 9 M 2988—Shpg. wt. 3 lbs. 4 oz. 9.79

**3 Steady Rest.** Clamps to bed ways. Has bronze jaws, hinged type. For diameters to 2 3/8 inches. For CRAFTSMAN 12-inch lathes. F9 M 20506—Shpg. wt. 10 lbs. \$16.49  
 As above, but not hinged type. For diameters to 2 3/8 inches. For metal lathe 99 M 2140N, see page 20. 9 M 2041—Shpg. wt. 3 lbs. 2 oz. \$10.69


**4 Lathe Dogs.** Forged steel. For any face plate with slots. In four sizes. 9 M 21831—3/8-in. Wt. 8 oz. \$1.49  
 9 M 21832—1/2-in. Wt. 10 oz. 1.79  
 9 M 21833—1-in. Wt. 12 oz. 1.99  
 9 M 21834—1 1/2-in. Wt. 14 oz. 2.19

**5 5 1/2-in. diameter.** For lathes which have 1-in. 10-thread spindle (99M2140N; 99-2128). Has 4 slots. F9 M 21405—Shpg. wt. 2 lbs. \$6.29  
**6 8 1/2-inch diameter.** For 12-inch lathes, lathes with 1 1/2-inch 8-thread spindle. Has 8 slots. 9 M 24755—Shpg. wt. 7 lbs. \$11.99

**7 Boring Tool Holder.** For 6-inch lathes. With clamp ring, V-block, plain block and 1/4-inch high-speed boring tool. Slots hold boring tools of 3/16, 1/4, 5/16, 3/8-inch diameter. F9 M 1515—Shpg. wt. 1 lb. \$6.29  
**8 Boring Tool Holder.** For 12-inch lathes. With clamp ring (has 1 3/4-inch outside diameter, 1 1/8-inch inside diameter); V-block and plain block; 1/4-inch boring tool. Clamp ring has three slots to hold 3/16, 1/4, 5/16, 3/8-inch diameter tools. F9 M 1511—Shpg. wt. 1 lb. \$6.59

**NO MONEY DOWN**  
 on Easy Terms... see page 98

See Shipping Note at top of this page



**9 Boring Tool Set.** 1/4, 3/16-in. boring; 1/4-in. threading tools; stiffening block. For lathe 99-2128. Shipping weight 4 oz. 9 M 2008.....Set \$5.99  
**10 Tool Post Sets.** 4 boring bars; internal, external threading; ext. turning tools; spacer, V-block. For 99 M 2140N, 99-2128. Shpg. wt. 2 lbs. 2 oz. 9 M 2038.....Set \$13.99

**Lathe Tool Holders.** Forged steel, without bit.

Type	Cat. No.	Bit size	Fits Lathes	Wt.	Each
11 Straight.....	9 M 2033	3/16-in.	99 M 2140N, 99-2128	8 oz.	\$3.19
12 Straight.....	9 M 2196	1/4-in.	Craftsman 12-in. lathes	10 oz.	3.79
13 Left hand.....	9 M 2035	3/16-in.	99 M 2140N, 99-2128	8 oz.	3.19
14 Left hand offset.....	9 M 2194	1/4-in.	Craftsman 12-in. lathes	10 oz.	3.79
15 Right hand.....	9 M 2034	3/16-in.	99 M 2140N, 99-2128	8 oz.	3.19
16 Right hand offset.....	9 M 2192	1/4-in.	Craftsman 12-in. lathes	10 oz.	3.79
17 Knurling.....	9 M 2036	.....	99 M 2140N, 99-2128	10 oz.	8.49
18 Knurling.....	9 M 2202	.....	Craftsman 12-in. lathes	13 oz.	8.99
19 Cutoff.....	9 M 2037	.....	99 M 2140N, 99-2128	10 oz.	4.49
20 Cutoff.....	9 M 2200	.....	Craftsman 12-in. lathes	12 oz.	4.79
21 Threading.....	9 M 2031	.....	99 M 2140N, 99-2128	10 oz.	7.29
22 Threading.....	9 M 2198	.....	Craftsman 12-in. lathes	12 oz.	7.99

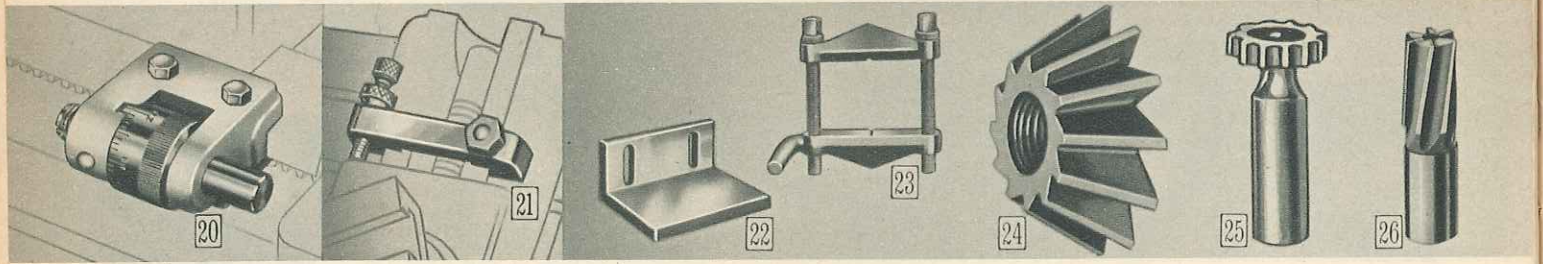
**Replacement Blades.** For cutoff tools. See (15) above. 9 M 2238—For 9 M 2200... Shpg. wt. 4 oz. \$2.29  
 9 M 2009—For 9 M 2037... Shpg. wt. 2 oz. 2.19

**17 6-piece Formed Tool Bit Sets.** Threading bit; left-hand and right-hand facing bits; left-hand, right-hand, round-nose turning bits. 3/16-inch size. 9 M 2043—Wt. 3 oz. Set \$2.99  
 1/4-inch size. 9 M 2205—Wt. 5 oz. Set 2.99

**18 Milling Cutter Holder.** For lathe 99 M 2140N only. F9 M 21408—Wt. 2 lbs. \$10.99  
 For CRAFTSMAN 12-in. lathes. F9 M 29945—Wt. 3 lbs. \$12.99  
**Four Bushings.** Use with 1/4, 5/16, 3/8, 7/16-in. end mills. 9 M 2985—Wt. 8 oz. Set \$3.69

**19 Arbors for milling cutter holder (18) above.** Needed to adapt angular cutters. For 1/16-in. x 24-thread cutter. F9 M 1566—Wt. 3 oz. \$3.49  
 For 3/16-in. x 20-thread cutter. F9 M 1567—Wt. 3 oz. \$3.49

Let the index, page 98, help serve as a guide to scores of industry and home-shop items.



**20 Carriage Stop.** Clamps to bed way of 6-inch or 12-inch lathes. Shipping weight 2 lbs. F9 M 2185.....\$8.99  
**21 Cross Slide Stop.** Designed to show depth at which to stop cross feed. Slide stop is not intended to stop the cross feed automatically. To install, simply clamp the cross slide stop to dovetail. Shipping weight 8 oz. F9 M 1510.....\$5.99

**22 Angle Plate.** For 12-inch and 10-inch lathes. Simplifies off-center work and the machining of odd-shaped pieces. Bolt to face plate. Horizontal face is 6x4 3/4 x 5 3/8 inches. Vertical face is 6x2 3/4 x 5 3/8 inches. Shipping weight 10 pounds. F9 M 1509.....\$10.99  
**23 Clamp-type Dog.** Handles square, round, rectangular and hexagonal work. Clamp bars are carefully machined and hardened—screws are heat treated. For 12-inch and 6-inch lathes. Jaws open to 2 1/4 inches. Shipping weight 1 pound. F9 M 1512.....\$7.99

**24 Angular Cutters.** For face-milling, dovetailing and cutting angles less than 90°. Included angle is 60°. Threaded hole adapted to fit milling holder (18) F9 M 29945 above right with arbors (19) F9 M 1566 and F9 M 1567 also above right. 7/16-inch size. (1 1/4-inch diameter. 3/8-inch hole.) Shipping weight 9 ounces. F9 M 29951.....\$11.99  
 1/2-inch size. (1 1/2-inch diameter. 1/2-inch hole.) Shipping weight 9 ounces. F9 M 29952.....\$13.99

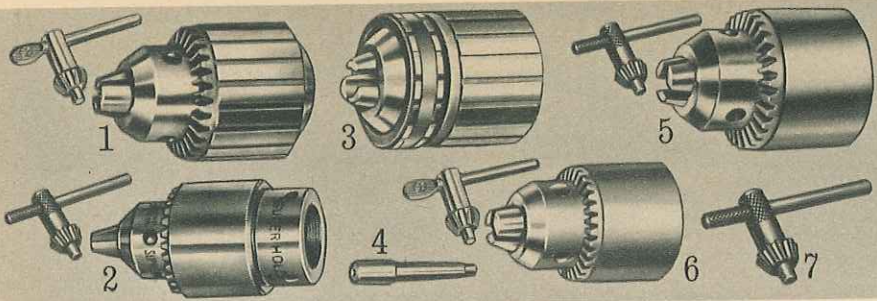
**25 Woodruff Keyway Cutters.** 1/2-inch shank. Shipping weight each 9 oz.

Catalog No.	Diameter	Thickness	Each
F9 M 29961	1/2 in.	3/8 in.	\$5.19
F9 M 29962	3/4 in.	3/8 in.	5.49
F9 M 29963	1 in.	1/2 in.	6.99
F9 M 29964	1 1/8 in.	5/8 in.	8.19
F9 M 29965	1 1/4 in.	3/4 in.	9.29

**26 R.H. Spiral End Mills.** For slots, straight keyways, etc. Held in milling holder F9 M 29945 with bushings 9 M 2985, see (18). Shpg. wt. each 9 oz.

Catalog No.	Diameter	Length flute	Each
F9 M 29971	1/4 in.	5/8 in.	\$3.99
F9 M 29972	5/16 in.	1 1/8 in.	4.29
F9 M 29973	3/8 in.	3/4 in.	4.59
F9 M 29974	7/16 in.	3/4 in.	4.79
F9 M 29975	1/2 in.	1 5/16 in.	5.29

# Chucks and Arbors . . other Accessories



**1** Geared Key Headstock Chucks. Key type. Key included.

Capacity 0 to 1/2 inch. Fits 1-in. 10-thread spindle. *Do not use with arbor.*

9 M 2763—Shpg. wt. 2 lbs. 2 oz. . . . \$18.59

Capacity 1/8 to 3/8 inch. Fits 1 1/2-inch 8-thread spindle. Can be used with No. 3 Jacobs taper arbor.

9 M 2144—Shpg. wt. 3 lbs. 12 oz. . . \$24.99

Capacity 3/16 to 3/4 inch. Fits 1 1/2-in. 8-thread spindle. *Do not use with arbor.*

9 M 2121—Shpg. wt. 5 lbs. 8 oz. . . . \$28.99

**2** "Lock-type" Chuck. For drill presses with 1 1/16-in. x 20-thread collar; No. 33 Jacobs taper. Swiveling threaded lock collar chucks on spindle. No special collet chucks or adapters for router, dovetailing, carving bits needed. Capacity 0-1/2 inch. Key is included.

9 M 2962—Shpg. wt. 1 lb. 11 oz. . . \$10.99

**3** Center-rest Chuck. Cap. 1/4 to 3/4 inch. Supports centerless armatures. Must be used with No. 3 Jacobs taper arbors.

9 M 2991—Shpg. wt. 3 lbs. 2 oz. . . \$17.49

**4** Chuck Arbors. For chucks (5) at right.

No. 1 Morse and No. 33 Jacobs taper.

9 M 2123—Shpg. wt. 1 lb. 6 oz. . . . \$1.29

No. 2 Morse and No. 33 Jacobs taper.

9 M 2124—Shpg. wt. 1 lb. 9 oz. . . . \$1.29

**Chuck Arbors.** For 9 M 2144 (1) above,

9 M 2991 (3) above, 9 M 2129 on page 20.

No. 1 Morse and No. 3 Jacobs taper.

9 M 2154—Shpg. wt. 8 oz. . . . \$1.29

No. 2 Morse and No. 3 Jacobs taper.

9 M 2126—Shpg. wt. 1 lb. 10 oz. . . \$1.29

**5** Drill Press Chucks. Key type, to fit No. 33 Jacobs taper. Key included with chuck.

Capacity 5/64 to 1/2 inch.

9 M 2142—Shipping weight 1 pound. . . . \$8.99

Capacity 0 to 1/2 inch.

9 M 2143—Shipping weight 1 pound 11 ounces. \$9.99

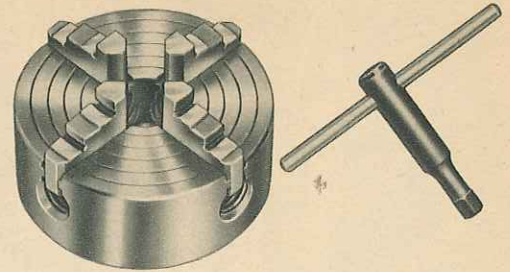
**6** Key Type Chucks. 3-jaw screw-on type for Sears and other electric drills. Key included.

Catalog No.	Fit Threads	Capacity	Shpg. wt.	Price
9 M 2972	3/8-in. x 24	1/4 to 1/2 in.	8 oz.	\$2.99
9 M 2979	3/8-in. x 24	0 to 1/4 in.	9 oz.	5.99
9 M 2975	3/8-in. x 24	1/16 to 3/8 in.	15 oz.	4.99
9 M 2973	3/8-in. x 24	0 to 3/8 in.	1 lb.	5.99
9 M 2980	1/2-in. x 20	3/64 to 1/2 in.	1 lb.	5.99
9 M 2255	3/4-in. x 16	3/16 to 3/4 in.	3 lbs. 6 oz.	12.99

**7** Chuck Keys. Fit Jacobs, Supreme or Sears chucks as indicated below.

Catalog Number	Fits Jacobs Chuck	Supreme Chuck	Sears Chuck	Shpg. wt.	Each
For Electric Drills:					
9 M 2051	1,1A,1B,1B5	1A,1T1	9M2972	4 oz.	49c
9 M 2073	7,7B,7-1A	H17A,4A,4B,4C,4T1,4T2	9M2979 9-2976	7 oz.	69c
9 M 2058*	MC1,MC2,U4C	B1A,B80A, BM1A,S80A	.....	4 oz.	49c
9 M 2059	MC4K61	B13A,B14T33 B14B,B16B, B16A,B16T33	9M2973 9M2980	4 oz.	69c
9 M 2053	16N,18N 36B,59B	9F,9T3,9D, 24T3,25T4	9M2255	12 oz.	\$1.49
9 M 2145	2A,2B	2A,2T2,2B	.....	4 oz.	69c
9 M 2149	30,30B	H13A,H13C, 7A,7B,7T1,7T2	9M2975	4 oz.	69c
9 M 2054**	32B,33B,33C	3B,5B,5D	.....	7 oz.	79c
For Drill Press:					
9 M 2052	3A,3B,3AE, 6,6A2A,6A33, 6B,6AE,34, 34B,14N,633C	6B,6D,6F 6T2,6T6,6T33, 6T33C,8F,8T3, 8D	9M2143 9M2962	10 oz.	\$1.09
9 M 2054	11N,32,33	3A,3T2,5A, 5T33,15T33, 22T2	9M2142	7 oz.	79c

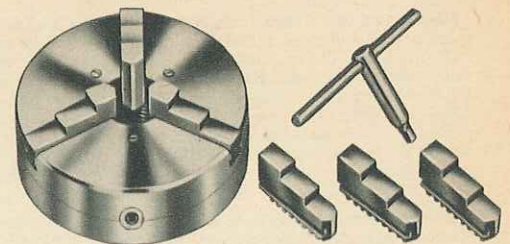
\*9M2058 is replacement key for 9M1107 drill  
\*\*9M2054 is replacement key for 9M778 drill



## Independent 4-jaw Chucks

**CRAFTSMAN.** Precision-made to assure accuracy of performance. Body of chuck is semi-steel casting; has deep jaw slots for greater strength and bearing surface. All four reversible jaws work independently. Especially useful for holding irregularly shaped pieces. Large jaw screw. Acme thread, T-handle wrench. Will fit lathe spindles as indicated below.

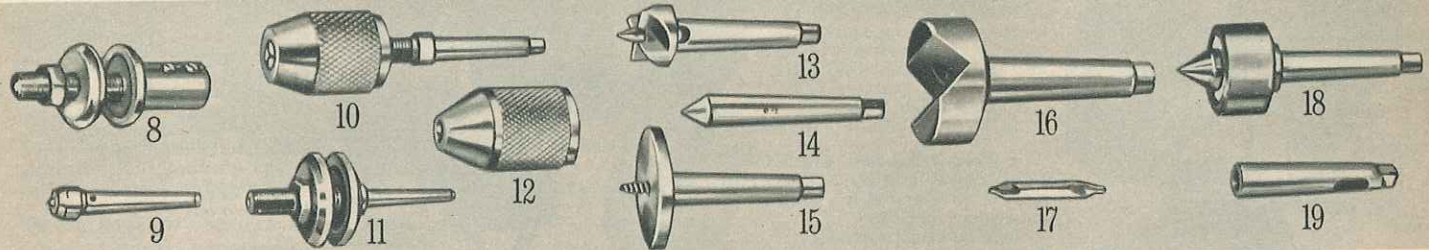
Catalog Number	Will fit spindle	Diam.	Shipping weight	Each
9 M 2159	1 inch by 10 thread	4 in.	6 lbs. 2 oz.	\$24.99
9 M 2150	1 1/2 inch by 8 thread	6 in.	10 lbs.	39.99
99 M 2158C	1 1/2 inch by 8 thread	8 in.	19 lbs.	44.99



## Universal 3-jaw Lathe Chucks

**CRAFTSMAN.** Fine quality. Heavy-duty self-centering type. Jaws controlled by single screw and pinion gear. Perfect for centering work. Body casting of semi-steel. Alloy metal scroll, alloy steel pinion. Alloy steel jaws heat-treated and hardened, feature raised steps. With inside and outside gripping jaws. T-handle chuck wrench. Body casting is precision-threaded. Will fit lathe spindles as indicated below.

Catalog Number	Will fit spindle	Diam.	Shipping weight	Each
9 M 21407	1 inch by 10 thread	4 in.	5 lbs. 8 oz.	\$44.99
9 M 2165	1 1/2 inch by 8 thread	5 in.	9 lbs.	53.99
9 M 2168	1 1/2 inch by 8 thread	6 in.	13 lbs.	64.99



**8** Work Arbor. Converts motor into grinder, polisher, etc. Get more use from your motor at little extra cost. 4 3/8 in. long. 3 1/2-in. spindle has 1/2-in. x 20-thread. Carbon steel. Steel flanges.

9 M 21641—1/2-inch bore. Shpg. wt. 15 oz. . . \$1.49

9 M 21642—3/8-inch bore. Shpg. wt. 15 oz. . . 1.49

**9** Tailstock Cup Centers. Use for wood turning.

9 M 2100—No. 1 Morse taper. Wt. 4 oz. \$1.49

9 M 2101—No. 2 Morse taper. Wt. 7 oz. . . . 1.69

**10** Work Arbors with Chucks. 3-jaw screw-on type.

1/2-in. capacity; 1/2-inch x 20-thread. Morse taper on arbor's shank end.

9 M 2234—No. 1 Morse taper. Wt. 1 lb. 8 oz. \$3.18

9 M 2247—No. 2 Morse taper. Wt. 1 lb. 8 oz. 3.18

**11** Work Arbors. Two steel flanges. Nut on head end for clamping wheels. 1/4-inch x 20-thread.

9 M 2153—No. 1 Morse taper. Shpg. wt. 9 oz. \$1.69

9 M 2152—No. 2 Morse taper. Shpg. wt. 11 oz. 1.69

**12** CRAFTSMAN Keyless Chucks. 3-jaw screw-on type with knurled surface for firmer grip. Fit 1/2-inch x 20-thread spindle.

9 M 2248—1/4-in. capacity. Shpg. wt. 7 oz. . . \$1.19

9 M 2243—3/8-in. capacity. Shpg. wt. 9 oz. . . 1.19

9 M 2256—1/2-in. capacity. Shpg. wt. 14 oz. . . 1.49

**13** Spur Centers. Use for wood turning.

9 M 2106—No. 1 Morse taper. Shpg. wt. 4 oz. \$1.49

9 M 2107—No. 2 Morse taper. Shpg. wt. 7 oz. 1.69

**14** 60-degree Centers. Use for metal turning.

9 M 2110—No. 1 Morse taper. Wt. 4 oz. \$1.19

9 M 2111—No. 2 Morse taper. Shpg. wt. 6 oz. 1.29

**15** Screw Centers. Use for woodworking.

9 M 2116—No. 1 Morse taper. Wt. 12 oz. \$1.99

9 M 2115—No. 2 Morse taper. Wt. 14 oz. . . 2.19

**16** Crotch Center. For cross drilling round work.

V-slot. Steel shank. No. 2 Morse taper.

9 M 2114—Shipping weight 1 pound. . . . \$2.19

**17** High-speed Center Drill. Shpg. wt. 2 oz.

9 M 20601—1/64-in. size; 1/4-in. body. . \$1.19

9 M 20602—1/8-in. size; 5/16-in. body. . . 1.19

**18** Precision Ball-bearing 60° Center. For hard-wood, metal. Recommended for high speeds.

9 M 2112—No. 1 Morse taper. Shpg. wt. 8 oz. \$4.19

9 M 2113—No. 2 Morse taper. Shpg. wt. 10 oz. 4.19


**19** Adapter Sleeve. To reduce from No. 2 Morse taper to No. 1 Morse taper.

9 M 2161—Shipping weight 5 ounces. . . . \$2.69

You can equip your entire workshop with power tools and accessories from this book

No Money Down on anything Sears sells

SEE PAGE 98




# CRAFTSMAN

REG. U. S. PAT. OFF.

## Arc Welders

For plant maintenance work,  
farm and hobby shop

**GUARANTEE:** We will repair without charge any CRAFTSMAN Arc Welder showing defects in materials or workmanship if returned within 1 year of date of purchase (90 days for engine or generator on gasoline-power models).



16 heats . . . slide-switch selector

180 amperes **\$112<sup>99</sup>**

230 amperes **\$119<sup>99</sup>**

**180-ampere unit.** Heats from 20 to 180 amps. Repair castings, bend metal, etc. Coated insulation, withstands higher heats. Slide switch to select heat . . . locks in place. Built-in reactance increases open-circuit voltage. Runs on REA, other rural power lines. High-velocity fan, motor has extra-large oil reservoir. Panel recessed, protects controls. Coils, transformer baked in varnish. Cabinet 23<sup>1</sup>/<sub>2</sub> in. high; 14<sup>1</sup>/<sub>2</sub> inches wide and 23<sup>1</sup>/<sub>8</sub> inches deep overall.

Skids can be mounted on wheels (9 M 2048 at right). NEMA rated. UL listed. With 18-ft. electrode, 12-ft. ground cables; receptacle, asstd. electrodes with holder; ground clamp, helmet, manual. See specs. below, guarantee above. 99 M 20246N—Shipping weight 109 pounds. . . . \$112.99

**230-amp. Industrial Unit.** Same as above but: heats from 40 to 230 amperes. No receptacle. Operates on 25-arc volts. <sup>3</sup>/<sub>32</sub> to <sup>3</sup>/<sub>16</sub>-inch rods. 99 M 20126N—Not NEMA or REA rated. Shipping wt. 111 lbs. . . . \$119.99

24 heats . . . 295 amperes

24 heats **\$204<sup>99</sup>**

Gives our widest selection of heats . . . from 50 to 295 amperes. Use for cutting metal, brazing, soldering; weld bronze, cast iron, etc. An ideal welder for light industrial applications. Built-in reactance increases open-circuit voltage on all heats. Has high-velocity fan for effective cooling . . . keeps dirt, dust from transformer. An extra-large oil reservoir is built into fan unit.

Recessed panel protects controls. Skids can be mounted on wheels listed below. Operates on 30-arc volts. Uses welding rods from <sup>3</sup>/<sub>32</sub> to <sup>1</sup>/<sub>4</sub>-in. diam. NEMA rated. UL listed. Cabinet 23<sup>1</sup>/<sub>2</sub> in. high, 14<sup>1</sup>/<sub>2</sub> in. wide, 26<sup>1</sup>/<sub>8</sub> in. deep. With 18-ft. electrode and 12-ft. ground cables, assorted electrodes and holder, ground clamp, helmet, manual. See specs. below, guarantee above. 99 M 20155N—Shipping weight 169 pounds. . . . \$204.99

Set of two 3-inch Rubber Wheels and Axle. Fit welders above and at left. 9 M 2048—Shipping weight 1 pound 12 ounces. . . . Set \$3.99



## Home-shop Welder

100 amperes . . . 3 heats

**\$63<sup>99</sup>**

Ideal for hobbyists. Runs on any 230-volt line with 20-ampere fuse. Weld with 3 heats ranging from 50 through 100 amps. Make your own wrought-iron furniture, porch and step railings, name and house number, mailbox posts; repair auto bodies, etc. UL listed.

18-gauge steel cabinet measures 21<sup>3</sup>/<sub>2</sub> x 11<sup>1</sup>/<sub>4</sub> x 9<sup>1</sup>/<sub>8</sub> in. No on-off switch on this welder. 9-ft. electrode and 7-ft. ground cables, electrode holder, helmet and welder's instruction manual. Read specifications below, guarantee above. Shipping weight 77 pounds. 99 M 2016N. . . . \$63.99

"Arc-Weld-it-Yourself" Manual. Describes and illustrates with 100 pictures all types of AC electric arc welding. 36 pages. Shipping weight 5 ounces. 9 M 20256. . . . \$7.99



## General-purpose Welder

180 amps  
12 heats **\$79<sup>99</sup>**

Designed for all smaller repair work, equipment-building jobs, etc. 12 heats. Has side handles. Operates perfectly on R.E.A., other rural power lines. Takes <sup>3</sup>/<sub>32</sub> to <sup>3</sup>/<sub>16</sub>-in. rods. Coils, transformer insulated; helps guard against electrical problems. Fan cools coils; blows away dust, dirt. Motor has extra-large oil reservoir. On-off switch. UL listed.

Instruction manual shows most of common kinds of repairs made with arc welders. Cabinet 14<sup>1</sup>/<sub>2</sub> in. wide x 10<sup>1</sup>/<sub>8</sub> in. deep x 19<sup>1</sup>/<sub>8</sub> in. high. 18-gauge steel, charcoal-gray lacquered finish. 18-ft. electrode, 12-ft. ground cables, receptacle, asstd. electrodes, holder. Also: ground clamp, helmet, manual. See specs. below, guarantee above.

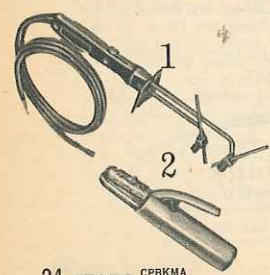
180-ampere unit. 99 M 2078N—Wt. 85 lbs. \$79.99

230-ampere unit. 99 M 2079N—Wt. 90 lbs. 92.99

Before ordering welder, please read these specifications carefully. Check voltage, cycle, phase and capacity of your line with your electric utility company or local REA office.

Catalog No.	Prim. Volts	AC (single phase) cy.	Ampers max. input	Prim. max. amps. short circuit	Number of heats	Rod sizes	Max. KVA	Max. KW	Fuses	Max. open circ. secondary	Duty cycle	Power factor
99M20246N	230	.60	.37	.60	.16 (20-180)	<sup>1</sup> / <sub>16</sub> to <sup>3</sup> / <sub>16</sub> in. ( <sup>3</sup> / <sub>32</sub> -in. contact)	8.5	6.8	40 amps.	80 volts	20%	.76
99M20126N	230	.60	.55	.77	.16 (40-230)	<sup>3</sup> / <sub>32</sub> to <sup>1</sup> / <sub>16</sub> in.	12.7	8.6	60 amps.	77 volts	20%	.73
99M20155N	230	.60	.75	1.20	.24 (50-295)	<sup>3</sup> / <sub>32</sub> to <sup>1</sup> / <sub>8</sub> in.	17.3	12.8	75 amps.	80 volts	20%	.75
99M2016N	230	.60	.20	.34	.3 (50-100)	<sup>3</sup> / <sub>32</sub> to <sup>1</sup> / <sub>8</sub> in. ( <sup>3</sup> / <sub>32</sub> -in. contact)	4.6	3.2	20 amps.	80 volts	20%	.78
99M2078N	230	.60	.37	.60	.12 (60-180)	<sup>3</sup> / <sub>32</sub> to <sup>1</sup> / <sub>8</sub> in. ( <sup>3</sup> / <sub>32</sub> -in. contact)	8.5	6.8	40 amps.	80 volts	20%	.78
99M2079N	230	.60	.54	.80	.12 (70-230)	<sup>3</sup> / <sub>32</sub> to <sup>1</sup> / <sub>8</sub> in. ( <sup>3</sup> / <sub>32</sub> -in. contact)	12.4	9.3	55 amps.	75 volts	20%	.75
F9M2017N	230	.60	.75	1.15	.29 (13-295)	<sup>1</sup> / <sub>16</sub> to <sup>1</sup> / <sub>4</sub> in.	17.3	12.8	80 amps.	80 volts	See**	.75
F9M2026N	230	.60	.60	.90	(AC16-40-230) (DC16-(35-180))	<sup>3</sup> / <sub>32</sub> to <sup>3</sup> / <sub>16</sub> in.	13.8	9	60 amps.	80v AC- 76DC	20%	.70

\*20% at 200 amps. 30% at 160 amps. 40% at 110 amps. \*\*30% at 295 amps., stick electrode; 20% at 295 amps., TIG process.

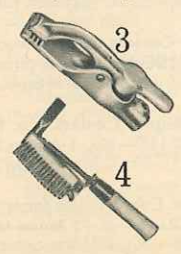


**1 Industrial CRAFTSMAN Twin-carbon Torch.** Brazes, solders, heats. Connect to any AC arc welder. Fiberglass handle, sliding control. Two cored carbons. 5-foot cables. 1<sup>5</sup>/<sub>8</sub> inches long. 9 M 20073—Shipping weight 4 lbs. 2 oz. . . . \$14.49

**Cored Carbons for above torch.**

Catalog No.	Size inches	Shpg. wt.	Package of	Per pkg.
9 M 2020	<sup>1</sup> / <sub>4</sub> x 6	7 ounces	10	\$2.29
9 M 20211	<sup>5</sup> / <sub>16</sub> x 6	9 ounces	10	2.29
9 M 20221	<sup>3</sup> / <sub>8</sub> x 6	11 ounces	10	2.69

**2 Electrode Rod Holder.** Copper alloy. 200 amperes. For electrodes up to <sup>1</sup>/<sub>4</sub> inch. Spring adjusted. 9 M 2071—Shipping weight 12 ounces. . . . \$4.49



**3 Ground Clamp.** Copper alloy. For current up to 200 amps. 9 M 2076—Shipping weight 14 ounces. . . . \$2.49

**4 Wire Brush, Chipper.** Forged-steel head. Quick-change holder. 9 M 2074—Shipping weight 1 pound 4 ounces. . . . \$3.79

9 M 2081—Replacement Brush for above. Shpg. wt. 6 oz. 69c

**Cable Extensions.** Insulated, rubber covered. 25-foot coils. For ground, electrode cables of all welders on these 2 pages except 99M2016N. Fit electrode cable of other CRAFTSMAN welders except former 99-2023, 99-2030 and 99-2030S. 9 M 20695—Shipping weight 8 pounds. . . . Coil \$14.99

**For ground cables only of CRAFTSMAN welders not on these 2 pages.** Not for former 99-2099 or 99-2087. 9 M 2069—Shipping weight 8 pounds 4 ounces. . . . Coil \$14.99

**For ground, electrode cables.** 99M2016N, 99M2078N, 99M2079N; former 99-2023, 99-2030, 99-2030S. 9 M 20697—Shipping weight 6 pounds 4 ounces. . . . Coil \$14.99



**CRAFTSMAN**  
REG. U.S. PAT. OFF.  
**AC-DC**  
**Arc Welder**

16 AC heats . . . 40  
thru 230 amperes  
16 DC heats . . . 35  
thru 180 amperes

**\$319<sup>00</sup>**

Here's an arc welder with exceptional usefulness and flexibility. Handles wide variety of maintenance jobs. 230 amperes AC . . . 180 amperes DC. Slide-switch. Maximum OCV 80 AC . . . 76 DC. Straight or reverse polarity. Class "H" insulation on transformer, varnish dipped and baked. Heavy, ML-coated copper wire. Fiber glass and asbestos insulation to take up to 278°F (135°C) temperature rise.

Takes electrodes up to 3/16-inch diameter. Cooling fan keeps welder at high operating efficiency . . . helps keep dust and dirt out. Cabinet 14 1/4 x 26 1/8 x 23 1/2 inches high. Comes with 18-foot electrode cable, 12-foot ground cable, assorted electrodes, holder, helmet, ground clamp, instructions, weldor's handbook. See guarantee and specifications on opposite page. Please read shipping note below.

F9 M 2026N—Shipping weight 134 pounds. . . . . \$319.00



Weld ferrous or  
non-ferrous metals  
with this **CRAFTSMAN**  
REG. U.S. PAT. OFF.  
**Arc Welder**

**\$625<sup>00</sup>**

Inert gas keeps air from welding area when welding aluminum, magnesium, copper, brass . . . high-carbon and stainless steel, etc . . . Cut, braze, solder ferrous, non-ferrous metals. 230-volt

This versatile tool equips your factory, maintenance shop or automotive center to handle dozens of welding jobs now sent to outside shops. It can also save time and costs of bringing in special-service weldors in emergencies.

Has our widest heat-selection range . . . 13 to 295 amperes. Fan cooled. Uses rods 3/32 to 1/4-inch diameter or .040 to 1/8 in. tungsten rods. *Get cylinders of argon gas for tungsten-inert-gas welding at gas suppliers (not incl.)*.

Tubular steel handle. Steel skids, 2 wheels for easy moving. 18-ft. electrode cable, holder. 12-ft. ground cable, adapter, helmet, spark-gap gauge; remote control switch, cord, plug. Also: regulator, flowmeter, T.I.G. torch, cables; gas and water hoses.

Stainless-steel wire brush, nozzles, thoriated tungstens, collets, collet assembly. Instructions, manual. See guarantee and specifications on opposite page, shipping note below.

F9 M 2017N—Shipping weight 272 pounds. . . . . \$625.00

Aluminum-alloy welding rods. For above. 3/32x36 inches. In 5-lb. package. 99 M 2005C—Shipping weight 6 pounds. . . . . Package \$8.99



**\$750<sup>00</sup>**  
without accessories

**CRAFTSMAN** Portable Arc Welder  
REG. U.S. PAT. OFF.  
. . . gasoline-engine powered

Mounted on steel skids for hauling to jobs on pickup truck or other vehicle. Manual starting.

Ranges between 70 and 200 amperes (8 heats). Variable shunt field rheostat. Takes up to 3/16-in. rods. 13-HP Onan engine; 2-cylinder, 4-cycle, air cooled. 5-gallon tank. Generator output 3.5 KW (3500 watts), 110-120 volts. Generator can also be used to power electric tools and lights. 30 arc volts.

Duty cycle 50%. 32x19 1/2 in. x 30 inches. Four-quart capacity oil reservoir. See accessory kit at right. F9 M 20992N—Shpg. wt. 424 lbs. \$36.50 monthly. . . . . Cash \$750.00


Accessory Kit for gasoline-engine-powered arc welder at left. Includes 18-foot electrode cable, 12-foot ground cable, electrodes and electrode holder.

Also includes: weldor's helmet, wire brush and instruction manual. Shipping weight 13 pounds. F9 M 20995—Complete Kit \$29.99

**SHIPPING NOTE:**

All "F" items (as F9 M 20992N) are shipped from factory in St. Louis, Missouri.

Welders sent freight (rail or truck) or express.



**Professional Assortment.** 11 sizes, types . . . contact, mild steel, cast-iron, hard-surfacing. 25-pound package. 99 M 2047K—Shpg. wt. 27 lbs. . . . . Pkg. \$12.99

**Special Farm-pack Assortment.** For welding tractors, cultivators, etc. 25-pound package. 99 M 20472K—Shpg. wt. 27 lbs. . . . . Pkg. \$11.99

Diam., length | Pkg. wt. | Cat. No. | Shpg. wt. | Pkg.

Mild Steel Rods

For AC-DC (reverse polarity). Class E-6011

5/64x12 in.	5 lbs.	9 M 20010	5 lbs. 9 oz.	\$3.49
3/32x12 in.	5 lbs.	9 M 20017	5 lbs. 9 oz.	2.79
1/8x14 in.	10 lbs.	9 M 20031	11 lbs. . . . .	3.89
5/32x14 in.	10 lbs.	9 M 20036	11 lbs. . . . .	3.79
1/6x14 in.	10 lbs.	9 M 20038	11 lbs. . . . .	3.69

Nickel Cast-Iron, Machineable type  
AC-DC (either polarity)

3/32x13 1/2 in.	1 lb.	9 M 2027	1 lb. 5 oz.	3.29
1/8x13 1/2 in.	1 lb.	9 M 20272	1 lb. 5 oz.	3.19

Cast-Iron Rods, Non-machineable type

3/32x12 in.	5 lbs.	9 M 20550	5 lbs. 9 oz.	3.19
1/8x14 in.	5 lbs.	9 M 20555	5 lbs. 9 oz.	2.49

Hard-surfacing Rods, AC-DC (either polarity)  
Class: Medium chrome carbon

3/32x12 in.	5 lbs.	9 M 20040	5 lbs. 9 oz.	\$3.79
1/8x14 in.	5 lbs.	9 M 20043	5 lbs. 9 oz.	3.69
5/32x14 in.	5 lbs.	9 M 20046	5 lbs. 9 oz.	3.59

**CRAFTSMAN Cutting Rods.** Cut steel, iron. Use with 90-amp. or larger weldors. AC-DC (straight polarity).

Sold in one-pound packages only.

9 M 2028	3/32x12 in.	Wt. 1 lb. 3 oz.	Pkg. 89c
9 M 20282	1/8x14 in.	Wt. 1 lb. 3 oz.	Pkg. 79c

**CRAFTSMAN** Welding  
Rods . . . wide selection  
for special needs

**CRAFTSMAN** mild-steel contact with self-starting tip. Touch tip to work, draw along joint . . . coating around wire automatically maintains proper burning speed and arc distance.

Current ignites rod's conductive match head. Restart at any point. Meets A.W.S. Specs. 6024. Sold in 5-lb. pkgs. only. Shipping weight 5 lbs. 10 oz.

Diam., length	Catalog No.	Pkg.
1/16x9 in. . . . .	9 M 20641 . . .	\$4.89
5/64x9 in. . . . .	9 M 20640 . . .	3.89
3/32x9 in. . . . .	9 M 20646 . . .	3.79

As above but without starting tip. Meet A.W.S. Specs. 6024. For AC-DC (either polarity). Class: E-6024. Shpg. wt. 5-lb. pkg., 5 lbs. 8 oz.; 10-lb. pkg., 11 lbs.

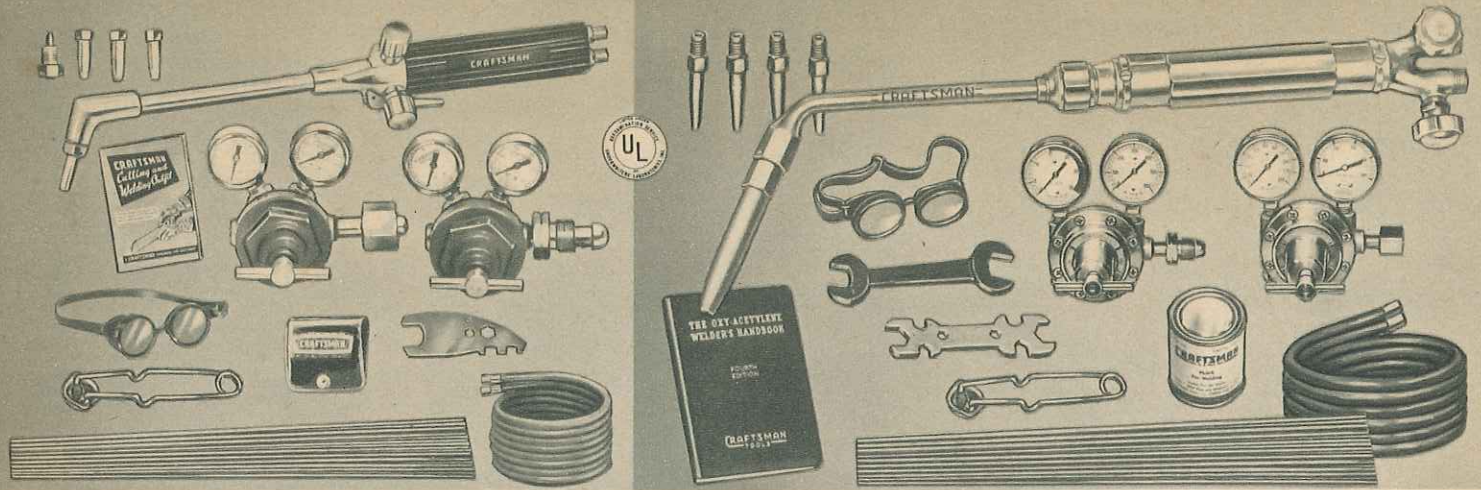
Diam., lgth.	Cat. No.	Pkg. of	Pkg.
5/64x12 in.	9 M 20291	5 lbs.	\$3.99
3/32x14 in.	9 M 20295	5 lbs.	3.39
1/4x14 in.	9 M 20296	10 lbs.	4.39
5/32x14 in.	9 M 20298	10 lbs.	4.19

**General-purpose, Mild steel Welding Rods.** AC-DC straight polarity. For sheet metal, pipe, car-repair work, etc. 95% aluminum; 5% silicon. Chemically cleaned for shielded inert gas and oxy-acetylene work. 14 in. long, 10-pound package.

Shipping weight 11 pounds.

9 M 20101	1/8-in. . . . .	Pkg. \$3.49
9 M 20102	5/32-in. . . . .	Pkg. 3.49

*No Money Down on anything Sears sells*



## All our CRAFTSMAN Welding Outfits have five big features

REG. U.S. PAT. OFF.

- All parts expertly hand-fitted to make leak-free connections
- Special relief devices on gas regulators prevent high-pressure damage
- Torch features built-in non-flash mixer . . . an added safety factor
- All metal parts solid brass, bronze or other non-ferrous alloys
- Every torch and tip is flame-tested . . . every pressure regulator is lab-tested

### 1-stage Welding and Cutting Outfit **\$82.99**

Extra tips (below) cut up to 2 in.; weld with rods up to 3/4 in. No soldered or brazed joints between handle and head. Interchangeable solid copper tips. Trigger-type cutting lever.

With torch, 2 regulators, 3 welding tips (W1 to W3), 1 cutting tip (K2), tip box, 12 1/2 ft. of 3/16-in. Siam-eez hose, 50-mm goggles, assorted welding rods, lighter, wrench, instructions. Not for LP-gas.\*

9 M 5515—Shpg. wt. 13 lbs. . . . . \$82.99

Welding and Cutting Tips. Oxy-acetylene only.

Welding Tips. Shipping weight 10 ounces.

9 M 55111—Size W1; welds up to 3/64 in. . . \$1.49

9 M 55112—Size W2; welds up to 3/32 in. . . 1.49

9 M 55113—Size W3; welds up to 1/8 in. . . 1.49

9 M 55114—Size W4; welds up to 1/4 in. . . 1.49

Cutting Tips. 4 pre-heat flames. Wt. 7 oz.

9 M 55121—Size K1; cuts up to 3/8 in. . . \$4.79

9 M 55122—Size K2; cuts 3/8 to 1 in. . . 4.79

9 M 55123—Size K3; cuts 1 to 2 in. . . 4.79

CRAFTSMAN 3/8-in. Siam-eez Welding Hose. 12 1/2-ft. length. For 9M5515 only.

9 M 5517—Shpg. wt. 2 lbs. 12 oz. Each \$6.29

### 1-stage Welding Outfit . . cuts up to 6-inch thickness **\$104.95** with Cutting Attachment sold separately

Same features as 99 M 5422K (opposite page), but single stage operation. Cuts metal up to 6 in. thick with attachment 9 M 5477 on opposite page (not included); welds steel plate up to 3/8 inch thick.

Includes torch, 2 regulators, 5 wide-range welding tips (AA1 through AA5) of 1-piece swaged, solid drawn copper. 25 ft. of 1/4-in. Siam-eez hose, assorted welding rods, 1 lb. Universal flux, 50-mm goggles, 2 wrenches, spark lighter and manual. Use cutting tips for acetylene and LP gas\* (see below). Cutting attachment and cutting tips not included.

99 M 5476K—Shipping wt. 26 lbs. . . . . \$104.95

One pound Flux. For all metals.

9 M 5410—Shipping weight 1 pound 8 oz. . . . \$1.09

Tank Adapter for AIRCO (CGA 301) acetylene cylinder, right hand, male threads. From Chicago, Ill. factory.

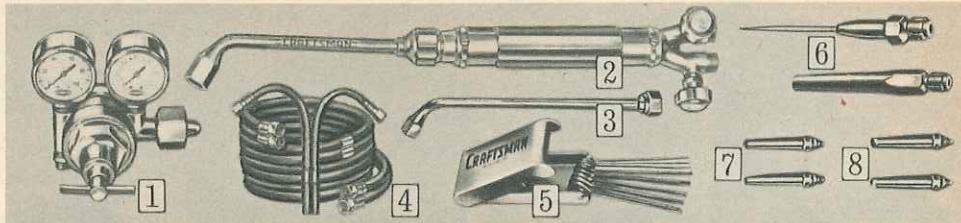
F9 M 5413—Shipping weight 12 ounces. . . . . \$2.49

Tank Adapter for small Prest-O-Lite (B) cylinders, right hand, male threads. From Chicago, Ill. factory.

F9 M 5414—Shipping weight 12 ounces. . . . . \$2.49

The Oxy-Acetylene Welder's Handbook. Shows how to weld, cut and braze. Fully illustrated. 278 pages.

9 M 5411—Shipping weight 10 ounces. . . . . \$3.69



### CRAFTSMAN professional-quality Welding, Cutting Accessories

**1** Single-stage Oxygen Regulator. 0 to 100, 0 to 4000-lb. gauges; cases. Safety release. UL listed. 9 M 5430—Shipping wt. 5 lbs. 10 oz. . . . \$25.49

Single-stage High-pressure Oxygen Regulator. 0 to 300, 0 to 4000-lb. gauges. Delivery pressure adjustable 0 to 150 lbs. Must be used when cutting steel over 3 in. and up to 6 in. thick. UL listed.

9 M 5448—Shipping weight 6 lbs. 2 oz. . . . \$24.99

Single-stage Acetylene Regulator. 0 to 30 and 0 to 500-lb. gauges; brass cases. UL listed.

9 M 5431—Shipping wt. 5 lbs. 10 oz. . . . \$24.99

Heavy-duty Oxygen Cutting Regulator. Use with 99M5442K, 9M5449 torches at left. Reduces extremely high gas pressure. 0 to 300, 0 to 4000-lb. gauges; brass cases. UL listed.

9 M 5455—Shipping wt. 8 lbs. 2 oz. . . . \$34.99

Heavy Duty Acetylene, LP Gas\* Regulator. Use with 99M5442K, 9M5449 cutting torches at left. Reduces extremely high gas pressure. 0 to 30, 0 to 500-lb. gauges; brass cases. UL listed.

9 M 5456—Shipping weight 8 lbs. 2 oz. . . \$34.99

**2** Welding Torch. Same as in outfit 99M5476K above. 17 1/2 in. long. Use right or left hand; turn off without disturbing regulator settings. Forged Naval brass 6-in. gooseneck—won't bend. For welding, use oxy-acetylene only. Use with acetylene or LP-gas\* for brazing, soldering, heating, bending. Cuts steel with 9M5477 on facing page. UL listed.

9 M 5474—Shpg. wt. 3 lbs. 2 oz. . . . \$18.49

**3** 12-inch Mixing Chamber. Forged Naval bronze. Gooseneck type. Extends capacity of 99M5422K, 99M5476K or 9M5474 when using welding tip 9M54417 or 9M54418.

9 M 5488—Shpg. wt. 1 lb. 10 oz. . . . \$11.29

**4** Siam-eez Welding Hose: 1/4-in. inside diam. Heavy-duty oxygen hose and acetylene hose vulcanized together form 1 unit. Tightly braided rayon cord reinforcement increases safety. Cover resists flame, heat, oil, grease, abrasion, weather. Brass couplings. Use also with LP-gas.\* 25 feet long.

9 M 5427—Shipping weight 6 lbs. 7 oz. . . \$10.99

**5** Tip Cleaners. Set of 9, 10 resp. Case. Wt. 3 oz.

9 M 5425—For welding tips. . . . . \$1.99

9 M 5445—For cutting tips. . . . . Set 1.99

\*LP-gas refers to bottled propane, butane or mixtures of the two gases.

**6** Welding Tips. Heavy one-piece swaged solid drawn copper. Polished bore. For welding, use oxy-acetylene only. For brazing, soldering, heating, bending, etc. . . use oxy-acetylene or LP-gas.\*

Shipping weight each 6 ounces. . . . . Each \$2.49

Catalog No.	Size	Cap., in.	Catalog No.	Size	Cap., in.
9 M 54410	AA-0	0	9 M 54415	AA-5	3/8 to 3/16
9 M 54411	AA-1	1/64 to 1/8	9 M 54416	AA-6	1/2 to 3/4
9 M 54412	AA-2	3/64 to 1/2	9 M 54417	AA-7	3/8 to 1
9 M 54413	AA-3	1/8 to 3/16	9 M 54418	AA-8	1 and up
9 M 54414	AA-4	3/16 to 3/8			

**7** Cutting Tips. For oxy-acetylene only. Use with any CRAFTSMAN cutting attachment. One-piece swaged solid drawn copper. Has four pre-heat flames.

Shipping weight each 6 ounces. . . . . Each \$3.99

Catalog No.	Size	Cuts Steel	Catalog No.	Size	Cuts Steel
9 M 54471	B1	up to 1/8 in.	9 M 54474	B4	1 1/2 to 3 in.
9 M 54472	B2	1/8 to 1/2 in.	9 M 54475	B5	3 to 6 in.
9 M 54473	B3	1/2 to 1 1/2 in.			

Oxy-Acetylene Cutting Tips. As above, but with six pre-heat flames for better pre-heat distribution.

Shipping weight each 6 ounces. . . . . Each \$5.19

9 M 54672 BB2 1/8 to 1/2 in. 9 M 54674 BB4 1 1/2 to 3 in.

9 M 54673 BB3 1/2 to 1 1/2 in. 9 M 54675 BB5 3 to 6 in.

**8** Cutting Tips for Oxy-LP-gas\* only. 2-pc., easily cleaned.

For CRAFTSMAN cutting attachment 9M5477 only.

Shipping weight each 7 ounces. . . . . Each \$4.79

9 M 54781 BL-1 up to 1/8 in. 9 M 54784 BL-4 1 1/2 to 3 in.

9 M 54782 BL-2 1/8 to 1/2 in. 9 M 54785 BL-5 3 to 6 in.

9 M 54783 BL-3 1/2 to 1 1/2 in. . . . .

Oxy-acetylene Tips for 9M5449 cutting torch (at left). One-piece construction.

Shipping weight each 5 ounces. . . . . Each \$4.49

9 M 54511 C1 1/4 to 3/8 in. 9 M 54515 C5 3 to 5 in.

9 M 54512 C2 3/8 to 3/4 in. 9 M 54516 C6 5 to 7 in.

9 M 54513 C3 3/4 to 1 1/2 in. 9 M 54517 C7 7 to 9 in.

9 M 54514 C4 1 1/2 to 3 in. 9 M 54518 C8 9 to 12 in.

Oxy-LP-gas\* Tips for 9M5449 cutting torch (at left). Two-piece. Permit pre-heat adjustment.


Shipping weight each 5 ounces. . . . . Each \$6.49

9 M 54521 CL-1 1/4 to 3/8 in. 9 M 54525 CL-5 3 to 5 in.

9 M 54522 CL-2 3/8 to 3/4 in. 9 M 54526 CL-6 5 to 7 in.

9 M 54523 CL-3 3/4 to 1 1/2 in. 9 M 54527 CL-7 7 to 9 in.

9 M 54524 CL-4 1 1/2 to 3 in. 9 M 54528 CL-8 9 to 12 in.



### **\$144.95**

### Heavy-duty Cutting Outfit . . cuts up to 12-in. thick steel

For steady use by professionals. 20 1/2-inch long torch. 3 stainless steel gas tubes, lever. Oxygen regulator: 4000-lb. cylinder pressure, 300-lb. delivery pressure. Acetylene: 500-lb. cylinder, 30-lb. delivery pressure. Gauge cases pressed brass. Threaded, heavy plate glass bezel. Dial silver etched. 2 1/2-inch diameter.


Includes: 25-ft. Siam-eez 1/4-inch hose . . right-hand oxygen, left, fuel connection (each end); 2 wrenches; lighter, 50-mm lens goggles. Also 3 oxy-acetylene (Nos. C3, C4, C5) tips for cutting metal, steel 3/4 to 5 in. thick. Cuts up to 12-in. thick iron, steel with tip sizes C1 to C8.

99 M 5442K—Shpg. wt. 33 lbs. . . \$144.95

Torch only.

9 M 5449—Shpg. wt. 4 lbs. 7 oz. . \$49.99

In all Welding Outfits on these two pages, torches and regulators are UL listed.



## Our Best CRAFTSMAN Welding Outfit

REG. U.S. PAT. OFF.

- 2-stage regulators eliminate frequent adjustments, keep pressure constant
- Cuts up to 6-in. thickness with attachment 9 M 5477, sold separately

Pressure at torch stays same whether cylinder is full or nearly empty. *Adjust once*; 2-stage regulators keep pressure constant even as gas supply diminishes.

Weld ferrous and non-ferrous metals with oxygen and acetylene . . . non-ferrous metals with oxygen and LP-gas.\*

Braze, solder, heat or bend with oxygen and acetylene or LP-gas. Double "O" ring makes leak-free connections to torch. All parts hand-fitted. Forged brass-bodied regulators with two 2¼-inch diam. pressure gauges, brass cases . . . oxygen 0 to 100 and 0 to 4,000 pounds, acetylene 0 to 30 and 0 to 500 pounds.

Torch turns off with left or right hand without disturbing your setting . . . non-flash mixer for added safety. Torch is

17¼ in. long. Forged Naval-bronze goose-neck . . . won't bend. All other metal parts solid brass, bronze, or of other non-ferrous alloys. Approved by Associated Factory Mutual Insurance Companies, also N.Y. F.D. Certificate of Approval No. 906.

Outfit includes: 5 wide-range welding tips (AA1 through AA5) of 1-pc. swaged, solid drawn copper; 25 ft. of Siam-ez ¼-in. hose; assorted welding rods; 1-lb. Universal flux; 50-mm goggles; spark lighter, 2 wrenches, 278-page handbook.

Use outfit for cutting with cutting attachment 9M5477 (see below). For cutting tips for acetylene or LP-gas\*, see opposite page, *Cutting attachment and cutting tips not included*.

99 M 5422K—Shpg. wt. 28 lbs. \$114.99

CRAFTSMAN 2-stage Regulators for conversion. Get constant pressure. Convert your 1-stage outfit to 2-stage with these regulators. Same quality as in outfit above.


### Two-stage Acetylene Regulator.

9 M 5438—Shpg. wt. 5 lbs. 8 oz. \$33.49

### Two-stage Oxygen Regulator.

9 M 5437—Shpg. wt. 5 lbs. 8 oz. \$33.49

\*The term LP-gas refers to bottled propane, butane or mixtures of these two gases

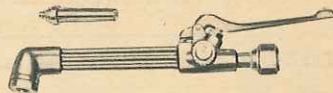


### Heating-Brazing Set

Use with "B"-type Prest-O-Lite acetylene cylinder (not included). Requires pressure up to 4 pounds for largest tip. Needs no oxygen or compressed air.

Complete with handle, 3 heating tips, soldering copper, paint-burning tip, tank connection, tip cleaner, 5-foot hose and easy-to-follow instructions.

9 M 5446—Wt. 1 lb. 14 oz. . . . Set \$12.49



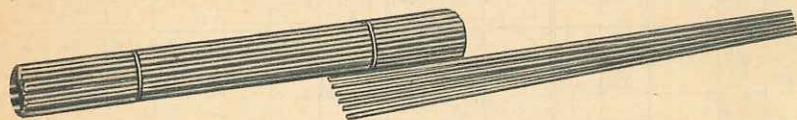
### Cutting Attachment

CRAFTSMAN. Cuts steel up to 6 in. thick with acetylene or LP-gas\* and proper tips. Use with 99 M 5422K (above), 99 M 5476K or 99 M 5474 (opposite page). 3-tube construction. Leak-free connection. B-3 (acetylene) tip. For LP-gas\* tips, see opposite page. Instructions included. UL listed.

99 M 5477—Shpg. wt. 3 lbs. . . . \$20.99

No Money Down on anything Sears sells

SEE PAGE 98



Gas Rod Assortment. 5 pounds (approx. 106 rods) with two 4-ounce cans of flux. For welding and brazing almost all metals. Includes approximately the following amounts of rods: four 3/32-in. aluminum; six 1/16-in. die-cast zinc; 72 copper-coated steel (1/16, 3/32, 1/8, 3/16 in.); four 1/8-in. cast iron; sixteen 3/32, 1/8-in. bronze; four 3/32-in. flux-coated bronze. All rods are 18 inches long.

9 M 2006—Wt. 5 lbs. 11 oz. . . . Pkg. \$5.69

"Hot Rodder" Gas Welding Rod Assortment. For auto repair, hobbyists, small repair shops. Includes copper coated rods; 1 pound each of 3/32, 1/8-inch Hi Test frame rods.

Also 3/32-inch flux-coated and nickel-silver brazing rods and 1/8-inch die-cast Aladdin rods. 24 in. long (18-in. Aladdin). 9 M 20492—Wt. 5 lbs. 14 oz. Pkg. \$4.49

Copper-coated Gas Welding Rods. These rods designed specially for mild steel.

Shipping weight package 6 pounds.

99M20401C—1/16x36 in. (about 160) . . . Pkg. \$2.19

99M20403C—3/32x36 in. (about 70) . . . Pkg. 2.09

99M20405C—1/8x36 in. (about 40) . . . Pkg. 1.99

Gas Brazing Rods. For steel, cast iron and copper alloys.

Shipping weight package 2 pounds.

99M20451C—3/32x36 in. (Pkg. of 13) . . . Pkg. \$2.19

99M20453C—1/8x36 in. (Pkg. of 6) . . . Pkg. 1.69

99M20455C—3/16x36 in. (Pkg. of 3) . . . Pkg. 1.59


Flux-coated Gas Brazing rods.

One-pound package.

Shipping weight package 1 lb. 4 oz.

9 M 20464—3/32x18 in. (about 25) . . . Pkg. \$2.19

9 M 20466—1/8x18 in. (about 14) . . . Pkg. 2.19



## Add safety with Sears Accessories

1 Fiber glass Helmet. Industrial quality; vulcanized. Head-size adjustments. Slide-in lens holder, filter plate, cover glass. Tilts back. Shpg. wt. 2 lbs. 10 oz.  
9 M 13216—With No. 10 shade lens. . . . \$11.49  
9 M 13217—With No. 12 shade lens. . . . 11.49

2 Fiber-glass Helmet. Lightweight; molded lens retainer. Cover glass. No. 10 shade lens included.  
9 M 13220—Shipping weight 2 pounds 1 ounce . . . \$3.99

Extra Filter Plates for above helmets. Each 2x4¼ inches. With No. 10 shade lens. For 75 to 250-ampere welding.

9 M 1327—Shipping weight 4 ounces . . . Each 99c

With No. 12 shade lens. For 250 amperes and up.

9 M 1328—Shipping weight 4 ounces . . . Each 99c

Clear Cover Glass for above helmets. 2x4¼ inches.

9 M 1329—Shipping weight 2 ounces . . . Each 10c

3 Oxy-acetylene Welder's Goggles. Meet U.S. Bureau of Standards requirements for shade, ultraviolet and infra-red absorption. Shade 5. Plastic band. Fit easily over prescription glasses.  
9 M 18636—Shipping weight 6 ounces . . . \$3.99

Shaded lenses for above. The higher the number, the darker the lens. Shipping weight each 4 ounces.

9 M 13271—Number 4 shade . . . Each 99c

9 M 13272—Number 5 shade . . . Each 99c

9 M 13273—Number 6 shade . . . Each 99c

4 Welder's Safety Jacket. 10-oz. black cotton twill jacket with flame-resistant finish. Snap-fitting cuffs for added safety. Ties in back. Cuffs snap firmly. Choose from 3 sizes. Shipping weight each 1 pound 7 ounces.

9 M 13232—Medium (37-40) . . . \$4.49

9 M 13233—Large (41-44) . . . 4.49

9 M 13234—Extra Large (45-50) . . . 4.49

## Carrying Case for welding outfit

\$19.99

Sturdy steel case neatly carries welding supplies and accessories . . . right to the job. Fitted with holders to fasten each piece securely in place, keep each tool where it belongs. Case measures a roomy 9 5/8 x 9 5/8 x 24 3/8 inches. Without tools.

Shipping wt. 19 lbs.  
99 M 5423C . . . \$19.99




5 CRAFTSMAN Aluminum Brazing, Soldering Kit. Use in home or shop. Joins aluminum to aluminum and other metals. Heat with gas welder or propane torch. With No. 718 aluminum brazing wire, No. 804 aluminum soldering wire (melting point 400° F). Aluminum soldering and brazing fluxes, instructions included.  
9 M 2039—Shpg. wt. 8 oz. . . . Kit \$2.49



6 CRAFTSMAN No. 1 all-purpose Brazing Flux. Use with brazing rods on steel, malleable iron, cast iron and galvanized iron. Also for welding copper, brass, bronze, other copper alloys. 4-oz. can.

9 M 2056—Shpg. wt. 8 oz. . . . Can 59c





### Karbo-Grits . . toughest man-made abrasive

Tungsten-carbide Karbo-Grits outlast ordinary sandpaper 40 to 1! Grits are permanently brazed to steel wheels, discs . . will last for years of normal use. When clogged, just shake out or wire-brush or use gum and pitch remover.

- 1** Neoprene-backed Sheets. Sheets cushioned by man-made rubber backing . . makes them last longer because they're resilient. Backing won't kink. For orbital and dual action electric hand sanders on pages 52 and 53.  
 3 1/2 x 9 1/2 -inch. Wt. each 5 oz. Sheet \$1.49  
 9 M 30281—Fine 9 M 30282—Medium  
 9 M 30283—Coarse  
 4 1/2 x 11 1/2 -inch. Wt. each 7 oz. Sheet \$1.99  
 9 M 30291—Fine 9 M 30292—Medium  
 9 M 30293—Coarse

- 2** Abrasive Wheel. Saws, sands, grooves, dados. Cut and smooth plywood, veneers without chipping. Cuts and sands at same time. One side and edge coarse grit, other side medium grit. For bench and radial-arm saws. 5/8-1/2-inch knockout-bushed round hole.  
 8-inch diameter.  
 9 M 30001—Wt. 2 lbs. 10 oz. . . . \$4.99  
 9-inch diameter.  
 9 M 30002—Wt. 3 lbs. 2 oz. . . . \$5.99  
 10-inch diameter. 3/4-5/8-inch hole.  
 9 M 30003—Wt. 4 lbs. 2 oz. . . . \$6.49

- 3** Sanding Discs. Karbo-Grits bonded to thin spring steel. For electric drills and rotary sanders. For 1/4 or 3/8-in. arbors.  
 5-inch diam. Wt. 4 oz. . . . Each \$1.39  
 9 M 30071—Fine 9 M 30072—Medium  
 9 M 30073—Coarse  
 6-inch diam. Wt. 5 oz. . . . Each \$1.49  
 9 M 30074—Fine 9 M 30075—Medium  
 9 M 30076—Coarse

#### EQUIP YOUR WHOLE SHOP

You can outfit an entire workshop (for both metal and woodworking) with Power Tools and Accessories from this catalog.

See index on page 98 for complete guide to other items for your home or industrial shop . . automotive or service station.



No-Load Sanding Sheets. Shake to clean. Fine grit (silicon carbide) for smooth finish. Medium and coarse grit (aluminum oxide) for rougher finish. 9x11-inch sheets.

Package of 6.

Catalog Number	Grit	Shpg. wt.	Pkg.
9 M 67601	Super fine	4 oz.	69c
9 M 67603	Medium fine	5 oz.	69c
9 M 67604	Fine	6 oz.	69c
9 M 67605	Medium	8 oz.	69c
9 M 67606	Coarse	10 oz.	79c

Aluminum Oxide Paper. Paper-backed for hard wood—better than garnet. Cloth-backed for metal, dry or with oil—better than emery.

Paper-backed, 9x11-in. sheets. Pkg. of 6. Shpg. wt. pkg. 1 lb.  
 9 M 27411—X-Fine 9 M 27412—Fine  
 9 M 27413—Med. 9 M 27414—Coarse  
 Package . . . . . 69c

Cloth-backed, 9x11-in. sheets. Pkg. of 3. Shpg. wt. pkg. 9 oz.  
 9 M 67891—Fine 9 M 67892—Med.  
 9 M 67893—Coarse  
 Package . . . . . 79c

### Sanding Wheels

Convert your bench saw or radial-arm saw to a disc sander. Medium grit on one side, coarse grit on other side. Replaceable abrasive disc.

- 4** 8-inch diameter Wheel. Aluminum. 1 side tapered for fine jointing, 1 side flat. For 5/8 to 1/2-inch center hole.  
 9 M 2274—Wt. 1 lb. 3 oz. . . . \$2.99
- 10-inch diameter Wheel. Steel. For 3/4 to 5/8-inch center hole.  
 9 M 22723—Wt. 3 lbs. 14 oz. . . \$3.29
- Replacement Sanding Discs. For (4) above. 3-inch center hole. Package of six: 2 fine, 2 medium and 2 coarse discs.  
 8-inch diameter.  
 9 M 22730—Shpg. wt. 9 oz. Pkg. 99c  
 10-inch diameter.  
 9 M 22731—Wt. 12 oz. . . Pkg. \$1.39

See page 98 for Sears Easy Terms

### Sanding Helps

- 5** Sanding Block. Manufactured silicone. Wears to shape. 9x2x2 in.  
 9 M 6439—Shpg. wt. 6 oz. . . . . 29c
- 6** SEARS Sanding Block. 6-in. steel frame. With 30x1 5/8-in. roll . . easily unrolls to replace worn parts.  
 9 M 3681—Shpg. wt. 12 oz. . . . . 99c
- Refills for (6) above, 30x1 5/8-in. rolls. Shipping weight per roll 3 oz.  
 Garnet Refill . . . . . Each 15c  
 9 M 36881—Fine 9 M 36882—Medium  
 9 M 36883—Coarse
- Aluminum Oxide Refill . . . . . Each 19c  
 9 M 36891—Fine 9 M 36892—Medium  
 9 M 36893—Coarse
- 7** CRAFTSMAN Steel Wool. All-purpose. Pkg. 16 pads. Wt. 1 lb. 5 oz.  
 9 M 67911—Extra fine. . . . . Pkg. 99c  
 9 M 67912—Fine. . . . . Pkg. 69c  
 9 M 67913—Medium. . . . . Pkg. 69c  
 9 M 67914—Medium coarse. Pkg. 69c  
 9 M 67915—Coarse. . . . . Pkg. 69c

### Sand wood and plastics, remove paint, polish metals . . get fine finishes

Garnet Paper. Outlasts flint 2 to 1. Thick back. 9x11 inches. Package of 6 . . . . . Package 59c

Catalog No.	Grit	Shpg. wt.
9 M 67956 . . . . .	X-Fine . . . . .	6 ounces
9 M 67957 . . . . .	Fine . . . . .	8 ounces
9 M 67958 . . . . .	Medium . . . . .	11 ounces
9 M 67959 . . . . .	Coarse . . . . .	1 pound

Emery Cloth. Use dry or with oil on non-plated metals. 9x11 inches.  
 9 M 67981—Fine 9 M 67982—Med.  
 9 M 67983—Coarse  
 Pkg. of 3. Wt. pkg. 3 oz. . . . Pkg. 49c

Flint Sandpaper. For soft woods only. 9x10 inches. Package of 12 . . . . . Package 39c


Catalog No.	Grit	Shpg. wt.
9 M 67931 . . . . .	X-Fine . . . . .	8 oz.
9 M 67932 . . . . .	Fine . . . . .	10 oz.
9 M 67933 . . . . .	Medium . . . . .	12 oz.
9 M 67934 . . . . .	Coarse . . . . .	1 lb. 2 oz.

Silicon Carbide Watersand Finishing Paper. Use wet or dry on wood or metal. 9x11-in. sheets. Pkg. of 6.  
 9 M 30111—Super fine 9 M 30112—X-Fine  
 9 M 30113—Med. fine  
 Shpg. wt. pkg. 4 oz. . . . . Pkg. 69c

### Recommended Abrasive and Grit for your painting and finishing job

ABRASIVE—GRIT	Sanding UNFINISHED Surfaces									Sanding FINISHED Surfaces								
	Pine, Fir and similar surfaces			Birch, Maple Oak, Mahogany, Walnut, etc.			Plastics			Wet sanding between coats. Wood or metal			Removing Paint and Varnish			Preparing and polishing Metals		
	Rough	Semi	Final	Rough	Semi	Final	Rough	Semi	Final	Rough	Semi	Final	Rough	Semi	Final	Rough	Semi	Final
<b>FLINT</b>																		
Extra Fine . . . . .			X															
Fine . . . . .		X																
Medium . . . . .	X												Wood only					
Coarse . . . . .	X												X					
<b>GARNET CABINET</b>																		
Extra Fine . . . . .			X			X												
Fine . . . . .		X			X													
Medium . . . . .	X			X														
Coarse . . . . .	X			X									X					
<b>ALUMINUM OXIDE**†</b>																		
Extra Fine . . . . .			X			X			X									
Fine . . . . .		X			X			X										
Medium . . . . .	X			X														
Coarse . . . . .	X			X				X										
<b>SILICON CARBIDE</b>																		
Super Fine . . . . .								X	X			X						X
Extra Fine . . . . .								X			X							X
Medium Fine . . . . .							X			X						X		
<b>EMERY**</b>																		
Fine . . . . .													Metal only	X			X	X
Medium . . . . .													X				X	
Coarse . . . . .													X				X	
<b>ALUMINUM OXIDE**</b>																		
Fine . . . . .													Metal only	X			X	X
Medium . . . . .													X				X	
Coarse . . . . .													X				X	

NOTE: † For end-grain sanding on wood. \* Paper backed. \*\* Cloth backed.



### Abrasive Sheets

**Aluminum Oxide Sanding Sheets.** Costs less to do a job with aluminum oxide . . . tough grits outlast most other abrasives. Designed for hand or machine work on hard woods.

**3x7/8-inch Sheets.** Package of 18 sheets.  
 9 M 27461—Fine  
 9 M 27462—Medium  
 9 M 27463—Coarse  
 Shipping weight per package 5 ounces.  
 Package . . . . . 59c

**3 3/8x9-inch Sheets.** Package of 12 sheets.  
 9 M 25131—Fine  
 9 M 25132—Medium  
 9 M 25133—Coarse  
 9 M 25134—Extra coarse  
 Shipping weight per package 9 ounces.  
 Package . . . . . 59c

**4 1/2x11-inch Sheets.** Package of 12 sheets.  
 9 M 27401—Fine  
 9 M 27402—Medium  
 9 M 27403—Coarse  
 9 M 27404—Extra coarse  
 Shipping weight per package 11 ounces.  
 Package . . . . . 69c

**No-load Sanding Sheets.** Won't clog . . . even paint shakes free. Rubber-treated paper backing adjusts to surface, gives better grip.

*Fine grits are silicon carbide. Medium, coarse grits are aluminum oxide.*

**3x7/8-inch Sheets.** Package of 12 sheets.  
 9 M 67652—Fine  
 9 M 67653—Medium  
 9 M 67654—Coarse  
 Shpg. wt. pkg. 7 oz.  
 Package . . . . . 59c

**3 3/8x9-inch Sheets.** Package of 12 sheets.  
 9 M 67642—Fine  
 9 M 67643—Medium  
 9 M 67644—Coarse  
 Shpg. wt. pkg. 8 oz.  
 Package . . . . . 69c

**4 1/2x11-inch Sheets.** Package of 12 sheets.  
 9 M 67632—Fine  
 9 M 67633—Medium  
 9 M 67634—Coarse  
 Shpg. wt. pkg. 10 oz.  
 Package . . . . . 79c

### Abrasive Discs

**Aluminum Oxide Sanding Discs.** For work on metal or wood. Paper backed. For portable and bench-type disc sander.

*Number in ( ) means discs per package.*

**5-inch Discs.**  
 9 M 26051—X-Fine (6)  
 9 M 26052—Fine (6)  
 9 M 26053—M-Fine (6)  
 Wt. pkg. 3 oz. Pkg. 39c  
 9 M 67614—Coarse (6)  
 Wt. pkg. 4 oz. Pkg. 45c

**6-inch Discs.**  
 9 M 25321—Fine (6)  
 9 M 25322—Medium (6)  
 9 M 25323—Coarse (4)  
 9 M 25325—Assorted (6)  
 (2-F, 2-M, 2-C)  
 Wt. pkg. 7 oz. Pkg. 59c

**6-inch Discs.**  
 9 M 25321—Fine (6)  
 9 M 25322—Medium (6)  
 9 M 25323—Coarse (4)  
 9 M 25325—Assorted (6)  
 (2-F, 2-M, 2-C)  
 Wt. pkg. 7 oz. Pkg. 59c

**9 M 25324—Open Coat (3)\***  
 Wt. pkg. 6 oz. Pkg. 79c  
 \*Means No-load Silicon Carbide.

**6-inch 3/8-in. hole.** (Fiber backed.) Fine, medium, coarse grits respectively. Pkg. of 10.  
 Shpg. wt. 1 lb. 1 oz.  
 9 M 25296—Pkg. \$3.19  
 9 M 25297—Pkg. 3.49  
 9 M 25298—Pkg. 3.79

**7-inch 3/8-in. hole.** As above. Shipping wt. pkg. 1 lb. 12 oz.  
 9 M 25290—Pkg. \$3.39  
 9 M 25291—Pkg. 3.69  
 9 M 25292—Pkg. 3.99  
**Assorted (6) 1/2-in. hole.** (2-F, 2-M, 2-C). Shpg. wt. pkg. 9 oz.  
 9 M 2531 . . . Pkg. 89c

**8-inch Discs.** No hole.  
 9 M 25251—Fine (6)  
 9 M 25252—Medium (6)  
 9 M 25253—Coarse (5)  
 Wt. 10 oz. . . . Pkg. 99c

**9-inch Discs.** 3/8-in. hole.  
 9 M 25261—Fine (6)  
 9 M 25262—Medium (6)  
 9 M 25263—Coarse (5)  
 Wt. 11 oz. Pkg. \$1.19

**10-inch Discs.** No hole.  
 9 M 25341—Fine (6)  
 9 M 25342—Medium (6)  
 9 M 25343—Coarse (5)  
 Wt. 14 oz. Pkg. \$1.49

**12-inch.** No hole (E-weight).  
 9 M 25491—Fine (2)  
 9 M 25492—Medium (2)  
 9 M 25493—Coarse (2)  
 Wt. 10 oz. . . . Pkg. 99c

### Sanding Belts

Aluminum Oxide outlasts ordinary sandpaper **Low as 59c**

**Aluminum Oxide Sanding Belts.** Tough, fast-cutting grits on cloth-backed belt. One-piece construction. For portable and bench-type sanders. Use for sanding wood, grinding down most metal or plastic surfaces, removing rust or polishing metal for painting.

**3x21-inch. Microlon® nylon web belt.**  
 9 M 22271—Fine  
 9 M 22272—Medium  
 9 M 22273—Coarse  
 Shpg. wt. 7 oz. Each \$1.49

**4x24-inch. Microlon® nylon web belt.**  
 9 M 22261—Fine  
 9 M 22262—Medium  
 9 M 22263—Coarse  
 Shpg. wt. 7 oz. Each \$2.39

**3x24-inch Belt.**  
 9 M 22351—Extra Fine  
 9 M 22352—Fine  
 9 M 22353—Medium  
 9 M 22354—Coarse  
 9 M 22355—Extra Coarse  
 Shpg. wt. 6 oz. . . . Each 59c

**3x27-inch Belt.**  
 9 M 22310—Extra Fine  
 9 M 22311—Fine  
 9 M 22312—Medium  
 9 M 22313—Coarse  
 Shpg. wt. 4 oz. . . . Each 69c

Extra Coarse, open coat.  
 Shpg. wt. each 4 oz.  
 9 M 22314. . . . . Each 79c

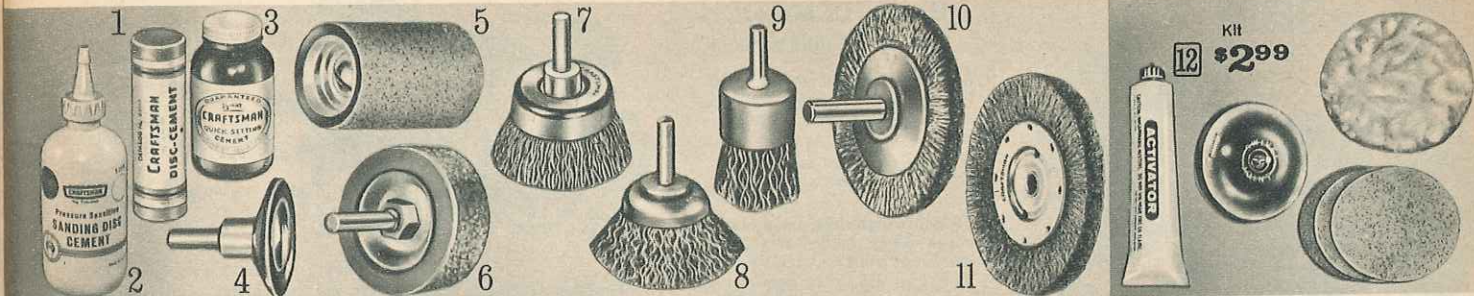
**4x24-inch Belt.**  
 9 M 22332—Extra fine  
 9 M 22333—Fine  
 9 M 22334—Medium  
 9 M 22335—Coarse  
 9 M 22336—Extra coarse  
 Shpg. wt. 7 oz. . . . Each 79c

**4x24-inch Belt.** For sanding metals.  
 9 M 22337—Fine  
 9 M 22338—Medium  
 9 M 22339—Coarse  
 Shpg. wt. 7 oz. . . . Each 79c

**4x36-inch Belt.** For metal.  
 9 M 22151—Fine  
 9 M 22152—Medium  
 9 M 22153—Coarse  
 Shpg. wt. 7 oz. . . . Each 89c

**6x48-inch Belt.** For metal.  
 9 M 21671—Fine  
 9 M 21672—Medium  
 9 M 21673—Coarse  
 Shpg. wt. 12 oz. Each \$1.39

*No Money Down on anything Sears sells . . . see page 98*



**1 Stick Disc Cement.** Won't dry . . . disc peels off after use. A mixture of rosin, animal, vegetable and mineral greases and waxes. A non-drying cement. 4 3/4-ounce tube.  
 Shipping weight 6 ounces.  
 9 M 2219. . . . . Tube 49c

**2 CRAFTSMAN Cement.** Stays tacky. In non-breakable plastic bottle.  
 Shipping weight 11 ounces.  
 9 M 2220. . . . . 79c

**3 Liquid Disc Cement.** Designed for bonding abrasive discs to metal plates. Quick-setting. Soluble in water. Shpg. wt. 1 lb. 2 oz.  
 9 M 2535. . . . . 59c

**4 Abrasive Disc holder.** Convert lathe to sander-polisher. 1 1/2-in. diameter. 3/4-inch shank.  
 9 M 2446—Shpg. wt. 5 oz. . . . \$1.19

**5 Sanding Drum.** 3-inch face. 2 1/2-inch diam. Screws on 1/2-in. x 20-thread shaft. Medium grit sleeve over expanding rubber drum.  
 9 M 25246—Shpg. wt. 1 lb. . . . \$1.99

**Sanding Sleeve.** Use with (5) above.  
 9 M 25221—Fine  
 9 M 25222—Medium  
 9 M 25223—Coarse  
 Shipping weight 2 ounces. Each 29c

**6 Sanding Drum.** 1-inch face. 1/4-inch plain spindle, 1 1/4 inches long. Use with collet chuck. Abrasive sleeve over expanding rubber drum.  
 9 M 2497—1 1/2-in. diam. Wt. 5 oz. \$1.09  
 9 M 2498—2 3/8-in. diam. Wt. 7 oz. 1.19  
 9 M 2499—3-in. diam. Wt. 11 oz. 1.39

**Sanding sleeve.** Use with (6) above. Package of 6.  
 1 1/2-inch diam. Wt. 3 oz. . . . Package 49c  
 9 M 24421—Fine 9 M 24422—Medium  
 9 M 24423—Coarse  
 2 3/8-inch diam. Wt. 3 oz. Package 59c  
 9 M 24424—Fine 9 M 24425—Medium  
 9 M 24426—Coarse  
 3-inch diam. Wt. 3 oz. . . . Package 69c  
 9 M 24427—Fine 9 M 24428—Medium  
 9 M 24429—Coarse

**7 Wire Cup Brushes.** For cleaning and polishing; paint and burr removal. 1 3/4-in. diam.; 1/4-in. shank.  
 9 M 64880—Fine wire. Wt. 4 oz. 99c  
 9 M 64881—Coarse wire. Wt. 4 oz. 89c

**8 Wire Cup Brushes.** Coarse wire for heavy-duty removal of rust and paint, cleaning pitted surfaces.  
 1/4-inch shank. 2 3/4-inch diameter. Shipping weight 8 ounces.  
 9 M 6496. . . . . \$1.19  
 3/8-inch center hole. 5-inch diameter. Shipping weight 1 lb. 12 oz.  
 9 M 64105. . . . . \$4.99

**9 Carbon Removing Brush.** Designed for removal of heavy carbon deposits . . . also old paint and deep rust and corrossions. Especially suited for irregular surfaces. 1-inch diameter. 1/4-inch plain shank.  
 Shipping weight 6 ounces.  
 9 M 6484. . . . . 99c

**10 Wire Wheel Brushes.** Good for paint and burr removal, cleaning and polishing of lathed workpieces. 3-inch diameter. 1/4-inch spindle. Shipping weight 4 ounces.  
 Fine Wire.  
 9 M 64900. . . . . 89c  
 Coarse Wire.  
 9 M 64901. . . . . 89c

**11 Wire Scratch Wheels.** Use on grinders, polishing heads, mandrels to remove rust and paint.

Catalog Number	Diam. (in.)	Width (in.)	Hole (in.)	Shpg. wt. (lbs. oz.)	Each
<b>Fine</b>					
9 M 64820	4 1/2	3/8	1/2	5	89c
9 M 64821	6 1/2	3/8	5/8	11	\$1.29
9 M 64822	8	3/8	5/8	1	2.49
<b>Coarse</b>					
9 M 64800	4 1/2	7/16	1/2	5	69c
9 M 64801	6 1/2	7/16	5/8	11	99c
9 M 64802	8	7/16	5/8	1	1.99
<b>Heavy Duty</b>					
9 M 64830	4	1	1/2	14	\$2.29
9 M 64831	6	1 1/8	5/8	1	12 2.99
9 M 64832	8	1 1/8	5/8	2	6 3.99

3/8-in. center hole bushed for 1/2-in.


**12 CRAFTSMAN Rotary Sanding and Polishing Kit.** Gives you professional performance on your sanding and polishing jobs. Kit converts your electric drill into an effective and fast tool. Sponge rubber backup pad helps prevent marring and scratching, 'gives' under applied pressure. Kit has rubber swivel joint. Also includes 3 sanding discs, lamb's wool polishing bonnet and tube of activator cement. Use with any 1/4 to 3/8-inch CRAFTSMAN or other drill. 5-inch diameter.  
 9 M 28476—Wt. 1 lb. 1 oz. Kit \$2.99

Extra tube of Activator Cement. Use as disc adhesive with kit (12) above and kits sold below.  
 9 M 28473—Shpg. wt. 4 oz. . . . 59c

**CRAFTSMAN Sanding-Polishing Kits.** For 1/4 to 3/8-inch CRAFTSMAN and other drills, flexible shafts. With rubber pad, 3/4-inch chuck adapter, lamb's wool polishing bonnet.  
 With one 4-inch abrasive disc.  
 9 M 2827—Shpg. wt. 9 oz. Kit 99c  
 With three 5-inch abrasive discs.  
 9 M 2841—Shpg. wt. 14 oz. Kit \$1.49  
 With three 6-inch abrasive discs.  
 9 M 28416—Wt. 1 lb. 2 oz. Kit \$1.99

From West Germany CRPKM AEDSL2 SEARS 29

Every **CRAFTSMAN** Electric Grinder is fully enclosed to stay dust free.. each with precision ball-bearings



New electronic brake stops motor in seconds  
Has 1/3-HP Motor . . two 6x3/4-inch wheels

**\$56<sup>99</sup>**

**CRAFTSMAN.** 1/3-HP, split-phase motor, 3450 RPM.

Electronic brake assures fast, positive stop control. Adjustable tool rests and eye shields.


Flexible 15-inch gooseneck lamp assembly. Removable water tray. 3-position toggle switch. 11 inches high x 16 1/2 inches long. 1/2x20-thread shaft. UL listed (Industrial Standards).

Includes 6-foot, 3-wire cord and adapter. For 110-120-volt, 60-cycle AC only. Guaranteed 1 year, see below.

99 M 1941K—Shpg. wt. 30 lbs.. \$56.99

**Grinder without electronic brake.** 1/3 HP, split-phase motor. Two 6x3/4-inch grinding wheels. 110-120-volt, 60-cycle AC. 1-year guarantee below.

99 M 1958K—Shpg. wt. 30 lbs.. \$48.99



1/2-HP motor . . two 7x1-inch wheels

**\$76<sup>99</sup>**

**CRAFTSMAN.** Capacitor-start motor, 3450 RPM. Two 7x1-inch grinding wheels. 1/2-inch motor shaft. 1/2x20-thread. Adjustable tool rests. Removable water tray.

11 inches high, 18 3/4 inches long. Base 8 3/16 inches wide, 7 5/8 inches from front to back. Spark arrester. Fully-enclosed ball-bearings are protected for smoother operation. Toggle switch in base. Complete with 8-ft. 3-wire cord, adapter. 110-120 or 230-volt, 60-cycle AC. UL listed. See 1-year guarantee below.

99 M 1959K—Shipping weight 39 pounds. . . . . \$76.99

**\$38<sup>99</sup>**

Has 1/4-HP Motor  
. . two 6x1/2-inch wheels



**CRAFTSMAN.** Split-phase 3450-RPM motor is fully enclosed. Adjustable tool rests and plastic eye shields. Removable guards.

Two 6x1/2-inch grinding wheels. 1/2-inch x 20-thread shaft. Toggle switch in base.

10 inches high, 15 1/2 inches long; base is 8 3/16 inches wide, 7 5/8 inches from front to back.

Includes 6-foot, 3-wire cord, adapter. For 110-120-volt, 60-cycle AC only. UL listed. See 1-year guarantee directly below.

Shipping weight 25 pounds.  
99 M 1940K . . . . . \$38.99



Sears 5-inch  
Electric  
Grinder

**\$15<sup>99</sup>**

Compact grinder designed for general, home, shop use. Self-aligning bronze bearings. Shaded-pole motor. Two 5x1/2-inch thick grinding wheels. 6-foot 3-wire cord, adapter.

Adjustable tool rests. Clear-plastic eye shields. Spark arresters; dust chutes. On-Off switch. 110-120-v., 60-c. AC. UL listed.

9 M 1964—Shipping weight 13 pounds. . . . . \$15.99

**GUARANTEE:** We will repair, without charge, any electric grinder on these two pages showing any defects in materials or workmanship, if returned within 1 year of purchase date.



All Electric Grinders on these two pages are UL listed

**CRAFTSMAN** Grinder  
Pedestal Stand

**\$19<sup>99</sup>**


For 1/4, 1/3 and 1/2-HP grinders. 2 1/4-inch diameter post of tubular steel.

Over-all height is 32 1/2 inches. Cast iron base bolts to floor or stands without fastening (bolts not included).

Pre-bored mounting platform.

Shipping weight 34 pounds.

99 M 2964K . . . \$19.99



**New Grinding Attachment holds tools**

Simple to attach to grinder (see inset illustration). Holds work at exact angles. Makes hollow or conventional grinding easier. 4-inch travel with fine feed-in adjustment.

Sharpen blades, chisels, screwdrivers, etc. Guide for long knives, garden tools. Fits most grinders.

9 M 19495—Shipping weight 4 pounds 15 ounces. . . . . \$9.99




**CRAFTSMAN**  
Hand Grinder

**\$5<sup>49</sup>**

60-grit vitrified, aluminum-oxide wheel is 5x1 inch. Ideal for most small jobs. Extra-long bearings. Adjustable tool rest. Long clamp screw.

Heavy-duty, cast-iron frame with baked-enamel finish. Wheel bushed to 1/8-inch arbor hole.

9 M 6426—Shpg. wt. 5 lbs. 6 oz.. \$5.49



# New heavy-duty Commercial Grinder


Built for continuous shop use  
Rugged ¾-HP motor  
.. large 8x1-inch wheels

**\$99<sup>99</sup>**

**CRAFTSMAN.** Finest electric grinder we've ever sold. Excellent for farms, home workshops, service stations and continuous toolroom production work.

Totally-enclosed single-phase capacitor-start induction-run motor. 3450 RPM. Extra-heavy base and dynamically-balanced rotor minimize vibration. Permanently-lubricated ball bearings. Removable wheel guards. Individual wheel lights and safety-glass shields. With 36-grit and 60-grit wheels. Adjustable tool rests. Spark arresters. Exhaust outlets to remove dust particles. 2-pole switch. 110-120-volt, 60-cycle AC. 5/8x18-thread shaft. 8-ft. 3-wire cord. 11 1/4 in. high; 20 1/2 in. long; base 7 3/4 in. wide; 9 1/2 in. from front to back. UL listed (Industrial Standards).

99 M 1966L—Shipping weight 70 pounds.....\$99.99



## CRAFTSMAN Polishing Heads

Polish, remove rust; not for grinding. Use 3/8 or 1/2-in. V-belt. 1/2x20-thread at ends; 1 3/4-in. flanges.

**1** 7 1/8 inches high. 1/2x7-inch spindle. Cast-iron bearings. Oil hole plugs. Without motor.  
9 M 6602—Wt. 4 lbs. 4 oz. . . \$3.99

**2** 7 3/4 inches high. 5/8x11 3/4-inch spindle reduced to 1/2x20-thread. Porous-bronze bearings; spring-cap oil cup. Without motor.  
9 M 6603—Wt. 8 lbs. 8 oz. . . \$6.99

With 1/4-HP, 1725-RPM split-phase motor, 4-ft. cord; 110-120-volt, 60-cycle AC. 4-inch motor pulley, 1/2x34-inch V-belt.  
99 M 66036C2—Wt. 26 lbs. \$22.99

## CRAFTSMAN belt-driven Grinders

**3** 4-inch Grinder. Excellent for shop, industry or farm use.

Cast iron housing with 8x3/8-inch steel spindle, reduced to 1/2 in. at ends. Has cast iron bearings against spindle. 1/2-in. x 20-thread shaft holds standard accessories. Adjustable tool rests. Spring-cap oil cups. Two 4x3/4-in. grinding wheels included (1 fine, 1 med.).

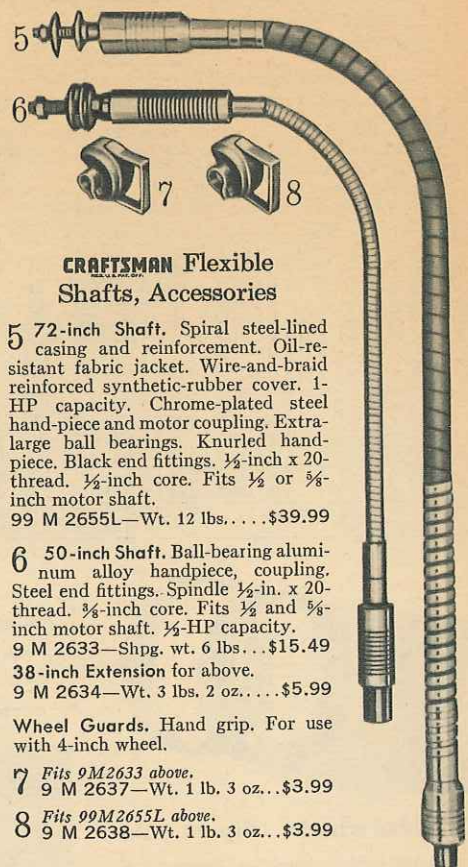
Use minimum of 1/4 HP, 1725 RPM motor with 2-inch motor pulley. (Motor and motor pulley not incl.)  
Shpg. wt. 7 lbs. 8 oz.

9 M 6628.....\$9.99

**4** 6-inch Grinder. Precision ball bearings, permanently lubricated. Wheels extend in front of housing so you can grind large pieces across face of tool. Cast iron construction. 13 1/4x5/8-in. spindle is reduced to 1/2-in. x 20-thread at ends to take standard accessories. Removable guards and adjustable tool rests. 2-in. machine pulley; two 6x3/4-inch aluminum-oxide grinding wheels (1 coarse, 1 medium grit).

Use minimum of 1/4 HP, 1725 RPM motor and 4-in. motor pulley. (Motor and motor pulley not included.)

Shipping weight 23 pounds.  
99 M 6604K.....\$18.99



## CRAFTSMAN Flexible Shafts, Accessories

**5** 72-inch Shaft. Spiral steel-lined casing and reinforcement. Oil-resistant fabric jacket. Wire-and-braid reinforced synthetic-rubber cover. 1-HP capacity. Chrome-plated steel hand-piece and motor coupling. Extra-large ball bearings. Knurled hand-piece. Black end fittings. 1/2-inch x 20-thread. 1/2-inch core. Fits 1/2 or 5/8-inch motor shaft.  
99 M 2655L—Wt. 12 lbs. . . . \$39.99

**6** 50-inch Shaft. Ball-bearing aluminum alloy handpiece, coupling. Steel end fittings. Spindle 1/2-in. x 20-thread. 3/8-inch core. Fits 1/2 and 5/8-inch motor shaft. 1/2-HP capacity.  
9 M 2633—Shpg. wt. 6 lbs. . . \$15.49

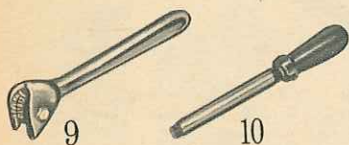
**38-inch Extension** for above.  
9 M 2634—Wt. 3 lbs. 2 oz. . . . \$5.99

**Wheel Guards.** Hand grip. For use with 4-inch wheel.

**7** Fits 9M2633 above.  
9 M 2637—Wt. 1 lb. 3 oz. . . \$3.99

**8** Fits 99M2655L above.  
9 M 2638—Wt. 1 lb. 3 oz. . . \$3.99

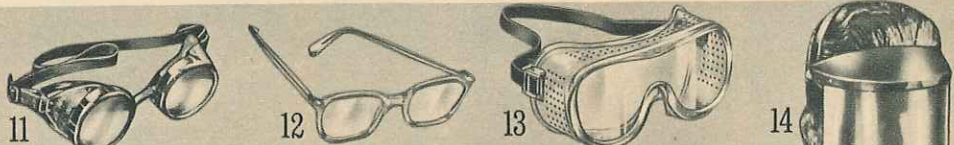
*No Money Down on anything Sears sells* SEE PAGE 98



**9** Grinding-Wheel-Dresser with high carbon steel cutters. Dresses, shapes, removes glaze from solid abrasive wheels. Over-all length 12 in.  
9 M 6492—Wt. 2 lbs. 2 oz. . . \$1.69

Extra Cutters for use on above. High carbon steel. Package of 4.  
9 M 6495—Shpg. wt. 2 oz. . . Pkg. 19c

**10** Silicon-carbide Grinding-Wheel-Dresser. 6-in. black-silicon-carbide abrasive grit; self-removing protective shield. Shock-absorbing handle. Over-all length 9 inches.  
9 M 64921—Shpg. wt. 14 oz. . \$2.19



## Industrial Goggles and Safety Glasses

**11** Industrial Goggles. For chipping, grinding. Adjustable plastic frames. Hardened 50-mm lenses; protective side shields.  
Shipping weight 7 ounces.  
9 M 1860.....\$2.49

**Industrial Goggles.** As above, but designed to fit comfortably over regular glasses.  
Shipping weight 9 ounces.  
9 M 18615.....\$3.29

**12** Industrial Safety Glasses. Hardened clear lenses.  
9 M 1854—Wt. 5 oz. . . . \$3.39

As above; with side shields.  
9 M 1855—Wt. 5 oz. . . . \$3.79

**13** Flexible Mask Goggles. For grinding, chipping, motor-cycling. .050-in. plastic lenses. Perforated sides.  
9 M 1859—Wt. 7 oz. . . . \$1.59

## Face Shield

**\$34<sup>9</sup>**

**14** Made with tough, flexible clear plastic window. Designed to cover and protect entire face. Sweatband included.  
9 M 1897—Wt. 1 lb. . . . \$3.49

Extra Plastic Window for protective face shield (14), above. Same high quality.  
9 M 1898—Wt. 8 oz. . . . \$1.09

# CRAFTSMAN Grinding Wheels

REG. U.S. PAT. OFF.

Precision-ground BOTH sides and face . . vitrified  
in electric kiln over 200 hours to be extra hard

Low as **59c** Medium-fine  
or fine grit

You can be sure of top professional performance with these perfectly-balanced wheels. They cut cool and fast . . meet the highest industrial standards.

They're made of aluminum-oxide abrasive that's high in quality and long on wear.  $\frac{3}{4}$ -inch center hole. Grinding wheels with diameter up to 8 inches and  $\frac{1}{2}$ ,  $\frac{3}{4}$ , 1 inch thick have plastic bands to protect edges.



### IMPORTANT SAFETY RULES:

- (1) Do not grind on side of wheels. (2) Grinding wheels should be used only with concave flanges as large as, or larger than, shown in table below. (3) Use guard and shatterproof glass shield covering  $\frac{3}{4}$  of wheel. (4) For all wheels, never exceed RPM shown. (5) Wear safety goggles. (6) Stand aside one minute after starting wheel. (7) Follow safety instructions shown on grinding and cut-off wheels. Do not use on wood.

Wheel diameter, inches.....	3	4	5	6	7	8
Flange diameter, inches.....	1 $\frac{1}{4}$	1 $\frac{3}{4}$	1 $\frac{3}{4}$	2	2 $\frac{1}{2}$	3
RPM.....	8276	6207	4966	4138	3547	3103

### SELECT THE CORRECT GRIT FOR THE JOB

**Fine** . . for knives, keen-edged tools, finish grinding and polishing.  
**Medium Fine** . . for axes, woodcutting tools, preparation for finish.  
**Medium Coarse** . . for machine shop use, or fast removal of stock.  
 $\frac{3}{4}$ -inch center hole. Bushings furnished, on request, for  $\frac{3}{8}$ ,  $\frac{1}{2}$ , or  $\frac{5}{8}$ -inch diameter shaft. State size of bushings wanted.

Diameter and thickness	Min. shaft size	Shpg. wt. lbs.	Fine 100 grit		Medium Fine 60 grit		Medium coarse 36 grit	
			Cat. No.	Each	Cat. No.	Each	Cat. No.	Each
3x $\frac{1}{2}$ in.	$\frac{3}{8}$ -in.	1	9 M 64311F	59c	9 M 64201F	59c	.....	.....
3x $\frac{3}{4}$ in.	$\frac{3}{8}$ -in.	1	9 M 64312F	69c	9 M 64202F	69c	.....	.....
4x $\frac{1}{2}$ in.	$\frac{3}{8}$ -in.	1	9 M 64313F	99c	9 M 64203F	99c	.....	.....
4x $\frac{3}{4}$ in.	$\frac{3}{8}$ -in.	2	9 M 64314F	\$1.19	9 M 64204F	\$1.19	.....	.....
4x1 in.	$\frac{3}{8}$ -in.	2	9 M 64315F	1.29	9 M 64205F	1.29	.....	.....
5x $\frac{1}{2}$ in.	$\frac{1}{2}$ -in.	2	9 M 64316F	1.49	9 M 64206F	1.49	9 M 64230F	\$1.49
5x $\frac{3}{4}$ in.	$\frac{1}{2}$ -in.	3	9 M 64317F	1.59	9 M 64207F	1.59	.....	.....
5x1 in.	$\frac{1}{2}$ -in.	3	9 M 64318F	1.89	9 M 64208F	1.89	.....	.....
6x $\frac{1}{2}$ in.	$\frac{1}{2}$ -in.	3	9 M 64319F	1.59	9 M 64209F	1.59	9 M 64231F	1.59
6x $\frac{3}{4}$ in.	$\frac{1}{2}$ -in.	3	9 M 64321F	1.79	9 M 64211F	1.79	9 M 64232F	1.79
6x1 in.	$\frac{1}{2}$ -in.	4	9 M 64322F	2.19	9 M 64212F	2.19	9 M 64233F	2.19
7x $\frac{3}{4}$ in.	$\frac{1}{2}$ -in.	4	9 M 64323F	2.29	9 M 64213F	2.29	9 M 64234F	2.29
7x1 in.	$\frac{1}{2}$ -in.	5	9 M 64324F	2.69	9 M 64214F	2.69	9 M 64235F	2.69
8x1 in.	$\frac{3}{8}$ -in.	6	.....	.....	9 M 64215F	3.19	9 M 64236F	3.19
8x1 $\frac{1}{4}$ in.	$\frac{3}{8}$ -in.	7	.....	.....	9 M 64216F	3.59	9 M 64237F	3.59



## Abrasive Wheels for your special cutting, grinding or polishing jobs

Cut-off wheels below are NOT for bench or radial saws; do NOT cut wood

**1 RESINOID-BONDED REINFORCED CUT-OFF WHEELS.** Resist wobble, less danger of breaking. About  $\frac{1}{8}$  inch thick. Maximum RPM, 6000. Be sure tool is guarded. Choice of three types:

**Shop wheel for cutting steel** . . 8-in. diameter. *Aluminum oxide.* Cuts bars, sheets, tubing. Hole bushed to fit  $\frac{3}{8}$ ,  $\frac{1}{2}$ -in. round arbors.  
9 M 6465—Shpg. wt. 10 oz. . . \$2.19

**Porcelain and Tile Cutter** . . 8-inch diameter. *Silicon carbide.* Also cuts marble, soapstone, plastics, copper, glass, cork. Center hole bushed to fit  $\frac{5}{8}$ -inch and  $\frac{1}{2}$ -inch round arbors.  
9 M 6466—Shpg. wt. 10 oz. . . \$2.19

**Brick and Concrete Cutters.** *Silicon carbide.* Also cut cast iron, brass, bronze, plaster, limestone, Transite, Masonite® Presdwood and plastics. Excellent for tuck pointing.

**8-inch diameter.** Center hole bushed to fit  $\frac{5}{8}$ -inch and  $\frac{1}{2}$ -inch round arbors.  
9 M 6467—Shpg. wt. 10 oz. . . \$2.19

**7-inch diameter.** Fits Mall, Skil. Two center hole sizes.  
Bushed for  $\frac{1}{2}$ ,  $\frac{5}{8}$ -in. round arbors.  
9 M 64691—Shpg. wt. 10 oz. . . \$1.99

Fits arbors  $\frac{1}{4}$ -inch square or diamond, 1-inch round arbors.  
9 M 64692—Shpg. wt. 10 oz. . . \$1.99

**6-inch diameter.** Choose from two center hole sizes. Shpg. wt. 9 oz.  
9 M 64681—Fits  $\frac{1}{2}$ -in. sq. or rd. \$1.69  
9 M 64682—Fits  $\frac{3}{8}$ -in. round arbor 1.69

**2 Rubber-bonded Cut-Off Wheel** . . 8-inch diameter. Aluminum oxide. Cuts metal bars, tubing, etc. (not for glass and plastics).  $\frac{3}{32}$  inch thick. Maximum RPM 6000. Use coolant.

Center hole bushed to fit  $\frac{5}{8}$ -inch and  $\frac{1}{2}$ -inch round arbors.  
9 M 6470—Shpg. wt. 1 lb. . . . . \$1.19

**3 CRAFTSMAN Rubber and Abrasive Polishing Wheel** . . 4-inch diameter. Polishes, finishes all metals, plastics. For rust removal, die working, deburring, sharpening, etc.  $\frac{1}{2}$ -inch thick. Maximum RPM 3800.  $\frac{1}{2}$ -inch center hole.

Shipping weight each 10 ounces.  
9 M 29281—Fine grit. . . . . \$1.49  
9 M 29282—Medium grit. . . . . 1.49

**4 Resinoid Grinding Wheel.** 7x $\frac{3}{4}$ x $\frac{3}{4}$  inch. Fits  $\frac{5}{16}$ -inch thread spindle. Aluminum oxide reinforced with tough fiber glass. Depressed center.


For heavy-duty welding, grinding, sharpening and other portable grinding work. Use with 9M1710 sander guard (not included; see page 50).

Shipping weight 1 pound 1 ounce.  
9 M 64101 . . . . . \$2.79

Grinding wheels for carbide-tip tools. Vitrified green silicon carbide. With  $\frac{3}{4}$ -inch center hole. Bushings available for  $\frac{3}{8}$ ,  $\frac{1}{2}$  or  $\frac{5}{8}$ -inch on request. State hole size wanted.

**6-inch diameter.**  
9 M 64240F—Fine  
9 M 64250F—Coarse  
Shipping weight 3 pounds . . . Each \$2.29

**7-inch diameter.**  
9 M 64241F—Fine  
9 M 64251F—Coarse  
Shipping wt. 3 lbs. 3 oz. . . . . Each \$2.69




### 6-inch Abrasive "Flap Wheel"

For use on grinder head, motor shaft, drill arbor, etc. Unique abrasive action polishes or grinds metals of all types, removes paint, rust; shapes wood. To grind, press object against wheel; to polish, lightly touch object against wheel.

Made of 80-grit strips of cloth-backed aluminum oxide, anchored to steel flanges. 6-inch diameter. Has  $\frac{3}{4}$ -inch arbor hole. Bushings included to reduce arbor hole to  $\frac{5}{8}$  or  $\frac{1}{2}$ -inch.

Shipping weight 1 pound 2 ounces.  
9 M 6409 . . . . . \$3.99



### Rubber wheels . . slip-on grits

Aerated rubber wheels—engineered for 3450-RPM grinding speed—are far safer than ordinary grinding wheels, because they simply can't fly apart.

Comes with three aluminum-oxide slip-on bands—fine, medium, coarse—let just one wheel do the work of three.

$\frac{3}{4}$ -inch center hole fits  $\frac{5}{8}$  or  $\frac{1}{2}$ -inch shafts. Will fit motors and grinders with shafts of 1 $\frac{1}{2}$ -inch length and over.

6x1-inch Kit. Shpg. wt. 2 lbs. 4 oz.  
9 M 64041 . . . . . Kit \$5.99

**Replacement Abrasive Bands** for above. Aluminum oxide. Cloth backing. 3 in. pkg. 6x1-inch Bands.

9 M 22861—Fine


9 M 22862—Medium

9 M 22863—Coarse

9 M 22852—One of each: fine, medium and coarse.

Shipping weight 5 ounces. . . . Pkg. \$1.09

No Money Down on anything Sears sells . . see page 98



**Shank-mounted Polishing Wheels (5)-(6).** Felt.  $\frac{1}{4}$ -inch shank.

**5 1 $\frac{1}{2}$  x 1-inch.**  
9 M 64991—Shpg. wt. 3 oz. . . . \$1.09

**6 1 x 2 inches.**  
9 M 64992—Shpg. wt. 3 oz. . . . \$1.09

**Shank-mounted Buffs (7)-(8).** Muslin.  $\frac{1}{4}$ -in. shank. 50-ply. Use for polishing.

**7 2-inch diameter.**  
9 M 64981—Shpg. wt. 3 oz. . . . . 69c

**8 3-inch diameter.**  
9 M 64982—Shpg. wt. 5 oz. . . . . 79c

**9 Tampico-fiber Wheel Brush.** Metal center. 6-inch diameter.  $\frac{5}{8}$ -inch face.  $\frac{1}{2}$ -inch hole.  
9 M 6486—Shipping weight 11 oz. . \$1.99

**10 CRAFTSMAN Lamb's Wool Polishing Bonnets.** Fit over sanding discs.

Catalog Number	Fit discs (inch)	Pile (inch)	Shpg. wt.	Each
9M2520	3 $\frac{1}{2}$ to 4	1	3 oz.	59c
9M2521	4 to 5 $\frac{1}{2}$	1	3 oz.	89c
9M2527	6 in.	1 $\frac{1}{4}$	4 oz.	\$1.19
9M2528	7 in.	1 $\frac{1}{4}$	5 oz.	1.39
9M2539	8 in.	1 $\frac{1}{4}$	7 oz.	1.79

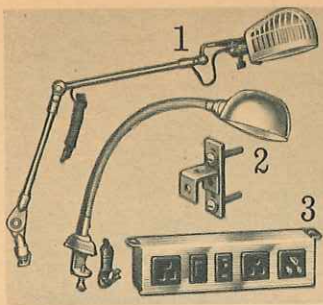
**11 CRAFTSMAN Buffing Set.** For  $\frac{1}{2}$ -in. shafts. 6-in. buffing wheel; 3-oz. bar red rouge; 3-oz. bar Tripoli (brown).  
9 M 2864—Wt. 1 lb. 2 oz. \$1.29

**12 CRAFTSMAN Buffing Compound.** 4 bars. 3-oz. bar ea.; emery (black); Tripoli (brown); red rouge; white rouge.  
9 M 2896—Wt. 1 lb. 8 oz. . . 99c

**CRAFTSMAN Buffing Compound Bar.** For metals, plastics. 4-ounce.  
9 M 2865—Shpg. wt. 7 oz. . 35c  
**White rouge Buffing Compound.** For stainless steel, alum., etc.  
9 M 2860—Shpg. wt. 8 oz. . 35c


**13 CRAFTSMAN Buffing Wheels.** High quality. High thread count. Raked edges. 30 layers.  $\frac{1}{2}$ -in. center hole. Muslin.

Cat. No.	[Diam.]	[Layers]	[Wt.]	Each
Spiral Sewed				
9 M 64930	4-in.	.30.	3 oz.	49c
9 M 64931	6-in.	.30.	6 oz.	79c
9 M 64932	8-in.	.30.	8 oz.	\$1.19
Loose Concentrically Sewed				
9 M 64940	4-in.	.30.	2 oz.	49c
9 M 64941	6-in.	.30.	6 oz.	79c
9 M 64942	8-in.	.30.	8 oz.	\$1.19



### Bench Accessories


- 1 **CRAFTSMAN Workbench Lamp.** Two ball-and-socket joints, one swivel joint. Reflector has nylon protector. 36 inches long. 4 1/2-foot cord. UL listed. 9 M 2504—Wt. 3 lbs. 7 oz. \$6.49
- 2 **18-in. Bench Lamp.** Flexible gooseneck. Also for walls. 6-foot cord. UL listed. 9 M 2536—Wt. 3 lbs. \$4.49
- 3 **CRAFTSMAN Power-Pak.** For power tool benches. Extruded aluminum. On-off toggle switch for motors up to 1 HP., 110-120-v., 15-ampere AC. Safety light tells power-pak is "in." 3-prong receptacle. 2 female outlets for 3-wire plug. UL listed. Shipping weight 1 pound. 9 M 2134.....\$4.99



4 \$15.99

## CRAFTSMAN REG. U.S. PAT. OFF. Power Tool Benches

Give rigid, reliable support. Heavy-duty, bolted steel frames; 2 steel cross-slide rails. Bolts, instructions included. Unassembled. For motor mount, wheel set, extra cross-slide rails, see (6), (7) and (8).




5 \$21.99

4 **Power-tool Benches.** Bolted frame. Steel. Take accessories below. Two steel cross slide rails, bolts. Unassembled. 16 1/4 x 30 in. Adjusts 23 1/2 to 29 1/2 in. high. 99 M 10525K—Shipping weight 25 pounds.....\$15.99

Fits these bench-type power tools	Catalog No. of tool	Extra V-belt needed (size)	Extra Cross-slide needed	Motor Mount needed
Band Saw	99 M 2455	33 inches	1	1
	99 M 2426L	43 inches	none	1
Belt Sander	99 M 2254L	30 inches	none	1
Bench Saw	99 M 2428N	included	none	none
	99 M 2218	included	none	none
Drill Press	99 M 2450N	included	none	none
Hack Saw	99 M 2292N	33 inches	none	1
Jig Saw	99 M 2072N	54 inches	none	1
Jointer-Planer	99 M 2186L	32 inches	none	1


5 26x26-inch size. Adjusts 22 1/4 to 31 1/8 in. high. 99 M 1071K—Shipping weight 40 pounds.....\$21.99

Bench Saw	99 M 2428N	included	none	none
	99 M 2990N	included	none	none
	99 M 2218	included	none	none
Shaper	99 M 2394N	included	none	none
	99 M 2935N	included	none	none
Radial-Arm Saw	99 M 2931	included	none	none
	99 M 2941N	included	none	none
	99 M 2940	included	none	none



### Motor Mount, Wheels, Rails

- 6 **Swivel Motor Mount.** For 99M10525K bench above. Maintains V-belt tension. Made of rugged steel. 9 M 2730—Shipping weight 1 lb. 9 oz.....\$1.69
- 7 **Rubber Wheels.** For 99M10525K and 99M1071K. Box of 2 rubber wheels, for bench-mounted tools. 9 M 2244—Shipping wt. 2 lbs. 4 oz..... Box \$1.99
- 8 **Steel Cross Slide Rail.** For use with 99M10525K power tool bench above. 9 M 2729—Shipping wt. 1 lb. 14 oz..... Each \$1.49



### CRAFTSMAN Pedestal-Type Tool Stands


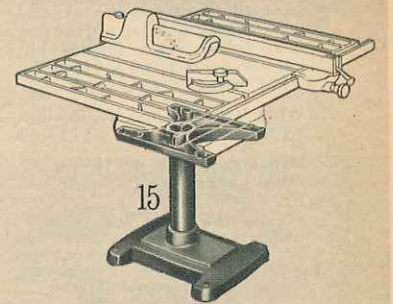
Heavy cast-iron base gives maximum stability. Rigid steel column and cast-iron brackets keep tool absolutely level. Big, brawny strength—yet they take less space than box-type benches. Motor mount on (9), (12) and (13) fits snugly

under the power tool or to the rear... forms one compact unit. Metal belt guard (sold separately below) provides added safety by housing V-belt from motor to power tool.



**Casters.** For tool stands at right (except 99 M 2964K). Give power tools mobility. Threaded holes in stands for installing. Pkg. of 4 heavy-duty steel casters. Shpg. wt. 1 lb. 2 oz. 9 M 2819 Pkg. \$4.99

CRAFTSMAN Pedestal-Type Tool Stands				Belt Guards		
Catalog Number	Fits Tool	Wt. lbs.	Price	Catalog Number	Shpg. wt. lbs. oz.	Price
(9) 99M2957L	2-Wheel Band Saw—99M2426L	48	\$29.99	9M2907	4 2	\$6.49
(10) 99M2964K	Grinders—99M1940K, 99M1941K, 99-1957, 99M1958K, 99M1959K	34	19.99	None		
(11) 99M2225L	Wood Shaper—99M2394N	41	26.99	None		
(12) 99M2204L	6-inch Sander—99M2254L	49	28.99	9M2251	3 2	7.29
(13) 99M29602N	6 1/2-inch Jointer-Planer—99M2062N	71	41.99	9M29082	4 2	7.49
(14) 99M2249N	Wood Turning Lathes—99-2162, 99M2388N	74	35.99	None		
(15) 99M2228L	10-inch Bench Saw—99M2990N, 99-2999	60	31.99	None		
	8-inch Bench Saw—99M2428N			None		




### CRAFTSMAN Instruction Manuals give you dozens of new ideas for using your power tools

- 16 "Power Tools and how to use them." 192 pages. Includes 1100 illustrations which cover 600 operations. 9 M 2912—Wt. 11 oz. \$1.59
- 17 "The Drill Press." 32 pages, 200 illustrations cover over 100 operations. 9 M 2921—Shpg. wt. 2 oz. \$3.9c
- 18 "The Circular Saw." 32 pages, 215 illustrations. Describes use of bench, electric hand, swing, builders' and radial saws; instructions for making 30 wood joints. 9 M 2926—Shpg. wt. 2 oz. \$3.9c
- 19 "The Jig Saw and Band Saw." Contains 32 pages with more than 160 illustrations. Describes many short-cuts in the efficient operation of jig saws and band saws. 9 M 2919—Shpg. wt. 2 oz. \$3.9c
- 20 "The Jointer, Shaper and Thickness Planer" Instruction Book. A complete manual of operation. 32 pages, over 200 illustrations. Describes over 100 operations. 9 M 2916—Shpg. wt. 2 oz. \$3.9c
- 21 "The Wood Lathe." 32 fully illustrated pages. Describes more than 150 wood-turning operations. Tells how to mount attachments. Contains 230 illustrations. 9 M 2920—Shpg. wt. 2 oz. \$3.9c
- 22 "How to Sharpen" Manual. Shows how to give almost any cutting tool a keen edge. Contains 32 informative pages with more than 200 illustrations. 9 M 2924—Wt. 2 oz. \$3.9c
- 23 "Arc Weld it Yourself" Manual. Comprehensive training manual detailing welding techniques. 32 pages; about 100 illustrations. 9 M 20256—Wt. 5 oz. \$7.9c
- 24 Metal Lathe Manual. 258 pages of practical metal lathe operations (includes machine's tables). Illustrations. 9 M 2925—Wt. 1 lb. 4 oz. \$2.59
- 25 "The Oxy-Acetylene Welder's Handbook." Practical manual for both beginners and experienced welders. Shows how to weld, cut and braze. 278 pages, many with illustrations. 9 M 5411—Wt. 10 oz. \$3.69


# Sears Lapidary (Gem-making) Outfits and Supplies

**\$99<sup>99</sup>**



**Cut, grind, polish; no wheel change**

**6-inch Lapidary Outfit.** Precision built . . . permanently lubricated ball bearings. 9 3/4 x 10 3/4-inch table; coolant well in base. Rock vise handles up to 3x3-inch piece . . . hand-fed or drawn into blade by tension spring. Body, base cast aluminum. 1-in. precision-ground shaft exceptionally accurate. 12x26x12 inches high. With 6-in. diamond blade. Two 6x1-inch grinding wheels, one 6-in. sanding-polishing disc, four 6-in. sanding discs, 3 dop sticks, cement; disc cement. Belt, pulleys, directions. Use 1/2-HP, 1725-RPM motor (not incl.). F9 M 1420L—Shipping weight 45 lbs. . . . \$99.99



**\$59<sup>99</sup>**

**10-in. Trim Saw.** Ball bearings. Belt, pulley, blade not incl. 12x18-in. table. Vision guard, self-feed weight, cable, vise. Use 1/4-HP, 1725-RPM motor (not incl.). F9 M 1423—Shipping weight 34 pounds. . . . \$59.99



**\$23<sup>99</sup>**

**Grind and Polish with this Tumbler**

Compact . . . yet complete with motor. Drum is high-impact styrene plastic . . . quiet operation, long life. Lid removes. Adjustable outer bearing support. Holds 2 to 3 pounds of stones. 14 1/2 x 6-inch steel base. Enclosed, fan-cooled motor (35 RPM; 110-120-volt, 60-cycle AC).

Has toggle on-off switch. Dimensions: 16x7x12 inches high. UL listed.

9 M 14244—Shipping weight 10 pounds. . . \$23.99


**Drums for Tumbler above.** Pkg. of 3. Grit labels. 9 M 14248—Shpg. wt. 3 lbs. 2 oz. . . . Pkg. \$9.99



**\$219<sup>99</sup>**  
without stand



**\$49<sup>99</sup>**



**\$82<sup>99</sup>**

**De luxe 10-inch Outfit.** Our finest! Multi-speed . . . saw, grinding units use separate motors. Permanently lubricated ball bearings, cast aluminum body and table.

10-in. diamond blade, two 8x1 1/2-in. grinding wheels, 8x1-in. hard-felt wheel. 8x3-in. cushioned drum sander, 8-in. lap and sanding disc, pulleys, belt, supplies kit. (Motors not incl. Use 1/2-HP, 1725-RPM.) Stand is 20x48x31 in. high.

Without stand. Shpg. wt. 160 lbs. F9 M 14215N. . . . \$219.99

With stand. Shpg. wt. 198 lbs. F9 M 1421N. . . . \$239.99

**Shipping Note:** Catalog numbers with "F" (as F9 M 1423) from factory near New York City. "N" items (as F9 M 1421N) sent freight (rail or truck) or express. Allow postage from catalog plant on mailable items.

## Low-priced Lapidary Outfits

**Both outfits have these features:** You can saw, grind, shape and polish by changing wheels. Cast aluminum alloy housing. Anti-splash rim. Self-lubricating bronze bearings. Iron weights control feeding speed. Movable lubrication cup.

**Both include these wheels:** super-charged diamond, silicon-carbide, grinding, cast-iron lap, wood lap, felt polishing and silicon-carbide scratch wheel. Also 4 oz. each No. 100 and No. 220 grinding compounds; 3 oz. polishing compound; 3 brushes; 6 dop sticks, cement; soluble oil, assorted semi-precious stones. Use 1/4-HP, 1725-RPM motor, 2-in. motor pulley, 23-48-in. V-belt (these three not incl.).

**1 6-in. Outfit.** All wheels 6 inches in diameter. 99 M 1400C—Wt. 18 lbs. . . \$41.99

**2 10-in. Outfit.** Cutting and lap wheels 10-inch; others 8-in. 99 M 1401L—Wt. 41 lbs. . . \$79.99

**Extra Silicon-Carbide Scratch Wheels for above two outfits.** 9 M 14060—6-in. Wt. 12 oz. 99c 9 M 14061—8-in. Wt. 1 lb. 4 oz. \$1.59

**Extra Polishing Wheels for the above two outfits.** Constructed of felt on plywood discs. 9 M 14100—6-in. Wt. 12 oz. \$1.89 9 M 14101—8-in. Wt. 1 lb. 4 oz. \$2.49

**3 Heavy-duty Tumbler.** Efficient design . . . has fully-enclosed base. Motor can be mounted inside or outside of the tumbler's base.


Steel drum with rubber liner. 12-lb. capacity. Drum rotates on 2 steel shafts mounted in 4, self-aligning bronze bearings. Switch, belt and pulley. 15x12x11 inches.

Use 1/2-HP, 1725-RPM motor (not included). F9 M 1412—Shipping weight 22 pounds. \$49.99

**4 Extra-heavy-duty Tumbler.** Our finest! Big and rugged—the kind used by professional lapidarists. Rubber-lined steel drum has 25-pound capacity—over twice that of drum described above. Drum rotates on two 3/4-in. steel shafts mounted in 4 self-aligning bronze bearings.


Heavy-duty steel stand, belt and pulley. 26x13x12 inches high.

Use 1/2-HP, 1725-RPM motor. (Motor not included. See index of this catalog for motors.) F9 M 1424N—Shipping weight 71 pounds. \$82.99



**5 Polishing Compounds.** 1-lb. package. Shpg. wt. 1 lb. 5 oz.

9M14030—Levigated Alumina, Pkg. \$1.09  
9 M 14031—Chrome Oxide, Pkg. 1.29  
9 M 14032—Airfloat Tripoli, Pkg. 59c  
9 M 14033—Rouge, . . . Pkg. 79c  
9 M 14034—Tin Oxide, . . . Pkg. 2.69  
9 M 14035—Cerium Oxide, . . . Pkg. 3.79




**7 Soluble Oil.** 1-pint can. 9 M 1429—Wt. 1 lb. 12 oz. Can 79c

**8 Supercharged Diamond Blades.** More diamond chips for extra speed. 5-in. diam has 1/2-in. bore; others, 5/8-in. bore bushed to 1/2 in.

Catalog Number	Diam. in.	Thick. in.	Shipping weight	Each
9M14184	5	.012	10 oz.	\$10.49
9M14180	6	.032	14 oz.	10.99
9M14181	8	.032	11 lb.	14.99
9M14182	10	.032	1 lb. 14 oz.	17.99
9M14183	12	.040	2 lbs. 8 oz.	24.99

**9 Dop Cement Kit.** 5 oz. 6 sticks. 9 M 1442—Wt. 10 oz. . . Kit \$1.29

**10 19-piece Dop Set.** Alcohol lamp, 4 pieces dopping wax, 12 hard-wood dop sticks, 2 metal dops, instructions included. 9 M 14421—Shpg. wt. 1 lb. . . Set \$2.79

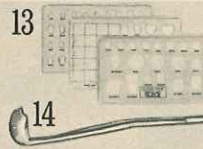


**11 Silicon Carbide Grinding Wheels.** 1-in. hole or state bushing 3/4, 5/8, 1/2 or 3/8 in.

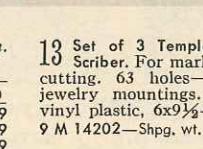
Cat. No.	Size	Grit	Shpg. wt.	Each
9 M 64000F	6x1 in.	100	2 lbs. 9 oz.	\$3.29
9 M 64001F	6x1 in.	220	2 lbs. 9 oz.	3.29
9 M 64002F	8x1 in.	100	4 lbs. 8 oz.	4.49
9 M 64003F	8x1 in.	220	4 lbs. 8 oz.	4.49
9 M 64004F	8x1 1/2 in.	100	6 lbs. 8 oz.	5.99
9 M 64005F	8x1 1/2 in.	220	6 lbs. 8 oz.	5.99
9 M 64006F	10x1 1/2 in.	100	10 lbs. . . .	8.49
9 M 64007F	10x1 1/2 in.	220	10 lbs. . . .	8.99

**12 Silicon Carbide Grinding Compound.** 5-pound package.

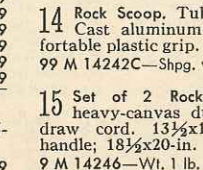
9 M 14411—60-grit. Wt. 5 lbs. 10 oz. Pkg. \$3.79  
9 M 14412—80-grit. Wt. 5 lbs. 10 oz. Pkg. 3.79  
9 M 14413—120-grit. Wt. 5 lbs. 10 oz. Pkg. 3.79  
9 M 14414—220-grit. Wt. 5 lbs. 10 oz. Pkg. 3.79  
9 M 14415—400-grit. Wt. 5 lbs. 10 oz. Pkg. 5.99



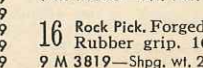
**13 Set of 3 Templates and Aluminum Scriber.** For marking rocks to guide cutting. 63 holes—shapes to match jewelry mountings. Made of tough, vinyl plastic, 6x9 1/2-inch size. 9 M 14202—Shpg. wt. 5 oz. . . . Set \$3.49




**14 Rock Scoop.** Tubular steel handle. Cast aluminum scoop. Has comfortable plastic grip. 36 inches. 99 M 14242C—Shpg. wt. 2 lbs. . . . \$3.49



**15 Set of 2 Rock Pouches.** Brown, heavy-canvas duck. Steel eyelets, draw cord. 13 1/2 x 18-in. pouch, one handle; 18 1/2 x 20-in. pouch, 2 handles. 9 M 14246—Wt. 1 lb. 9 oz. . . . Set \$5.99



**16 Rock Pick.** Forged steel handle, head. Rubber grip. 16-ounce size head. 9 M 3819—Shpg. wt. 2 lbs. . . . \$4.49



## CRAFTSMAN Precision-machined V-Pulleys

REG. U.S. PAT. OFF.

CRAFTSMAN pulleys are scientifically designed to give you top working performance. Grooves are machined to maximum accuracy to assure you that belts will run true . . . almost eliminate slipping.

Diameter sizes given in the tables below refer to outer edge of pulleys—not to pitch diameter or to bottom of groove. All bores reamed to exact size. Please state bore size wanted.

**1 Die-cast Single-groove V-Pulleys.** Zinc alloy; aluminum finish. Socket head setscrew.  $\frac{3}{8}$ ,  $\frac{1}{2}$ -in. bores have standard keyway. Fit  $\frac{3}{8}$  (3L) or  $\frac{1}{2}$ -in. (4L) V-belt, except 9M2800 which is for  $\frac{3}{8}$ -in. (3L) belt only. State bore size.

Catalog Number	Outside diameter	Bore size, inches	Shpg. wt., lbs.	oz.	Each
9 M 2800	1 1/2 inches	1/2	3		49c
9 M 2801F	2 inches	3/8	5		59c
9 M 2802F	2 1/2 inches	3/8	6		67c
9 M 2803F	3 inches	3/8	7		79c
9 M 2804F	4 inches	3/8	9		99c
9 M 2805F	5 inches	3/8	13		\$1.19
9 M 2806F	6 inches	3/8	1		1.39

\*These pulleys are spoked type.

**2 Hubless Single-groove V-Pulleys.** Zinc alloy, aluminum finish. Use side by side for multiple drives. Socket head setscrew. Fit  $\frac{3}{8}$ -in. (3L) or  $\frac{1}{2}$ -in. (4L) V-belts. 9 M 2902F, 9 M 2903F in  $\frac{3}{8}$ ,  $\frac{1}{2}$ -in. bores have standard keyway. State bore size wanted.

Catalog Number	Outside diam.	Bore size, inches	Shipping weight	Each
9 M 2901F	2 in.	1/2	5 oz.	59c
9 M 2902F	2 1/2 in.	3/8	6 oz.	69c
9 M 2903F	3 in.	3/8	7 oz.	79c

**3 Cast Iron Single-Groove V-pulleys.** For  $\frac{3}{8}$ ,  $\frac{1}{2}$ -inch (3L-4L section) V-belts. No keyway in  $\frac{1}{2}$ -in. bores; standard keyway bore  $\frac{3}{8}$  thru 1 in. State bore.

Catalog Number	Outside diameter	Bore size, inches	Shpg. wt., lbs.	oz.	Each
9 M 28817F	2 inches	1/2	10		\$1.29
9 M 28827F	2 1/2 inches	3/8	13		1.59
9 M 28837F	3 inches	3/8	1		2.189
9 M 28847	4 inches	3/8	1		1.10
9 M 28857	5 inches	3/8	2		7.199
9 M 28867	6 inches	3/8	2		10.239
9 M 28087	7 1/2 inches	3/8	3		2.309
9 M 28107	8 1/2 inches	3/8	3		13.419
9 M 28127	10 1/2 inches	3/8	5		5.29
9 M 28147	12 1/2 inches	3/8	5		5.629
9 M 28167	15 1/2 inches	3/8	8		7.29

For motor pulley diameter: multiply diameter of machine pulley by machine RPM wanted. Divide by motor RPM for motor pulley diameter. For machine pulley diameter: multiply motor pulley diameter by motor RPM. Divide by machine RPM wanted.

**4 Die-cast Cone V-Pulleys.** Alum. finish. 3 or 4 step. Socket head setscrew. Fit  $\frac{3}{8}$ ,  $\frac{1}{2}$ -in. V-belts.  $\frac{3}{8}$ ,  $\frac{1}{2}$ -in. bores have standard keyway. State bore size.

Catalog Number	Bore size	Step diameter	Shpg. wt., lbs.	oz.	Each
9M2788F	1/2, 5/8, 3/4 in.	3 3/8, 2 5/8, 2 in.	1	4	\$1.39
9M2792F	1/2, 5/8, 3/4 in.	4, 3 3/8, 2 5/8, 2 in.	1	4	1.69
9M2793F	1/2, 5/8, 3/4 in.	5, 4, 3, 2 in.	1	10	1.99

**5 Cast Iron 2-groove V-Pulleys.** For  $\frac{3}{8}$ ,  $\frac{1}{2}$ -inch (3L-4L section) V-belts. Heavy duty. Precision machined and balanced to insure correct belt seating. Precision-reamed bores. Standard keyway in all sizes of bores from  $\frac{3}{8}$  in. to 1 in. Treated to resist rust. Socket-head setscrew. State bore size.

Catalog Number	Outside diameter	Bore size, inches	Shpg. wt., lbs.	oz.	Each
9 M 28150F	2 inches	1/2, 5/8, 3/4	13		\$2.79
9 M 28151F	2 1/2 inches	3/8, 5/8, 3/4, 7/8	1	5	3.29
9 M 28152F	3 inches	1/2, 5/8, 3/4, 7/8, 1	1	13	3.79
9 M 28153	4 inches	For these 8 pulleys you must order bushing insert below	2	4	3.99
9 M 28154	5 inches		3	5	4.99
9 M 28155	6 inches		3	7	5.99
9 M 28156	7 1/2 inches		4	4	6.99
9 M 28157	8 1/2 inches		5	2	7.99
9 M 28158	10 1/2 inches		6	7	9.99
9 M 28159	12 1/2 inches		7	10	10.99
9 M 28160	15 1/2 inches		11		12.99

**6 Bushing Inserts for single and 2-groove cast iron pulleys.** Tables above and at left show which size pulleys must have these bushings. Bushings have standard keyway, except 9M29177 which has no keyway.

Catalog Number	Bore size	Shipping weight	Each
9 M 29170	1/2 inch	12 ounce	\$1.09
9 M 29171	5/8 inch	12 ounce	1.09
9 M 29172	3/4 inch	11 ounce	1.09
9 M 29173	7/8 inch	10 ounce	1.09
9 M 29174	1 inch	9 ounce	1.09
9 M 29175	1 1/8 inch	8 ounce	1.09
9 M 29176	1 1/4 inch	7 ounce	1.09
9 M 29177	1 1/2 inch	6 ounce	1.09



## CRAFTSMAN V-Belts

REG. U.S. PAT. OFF.

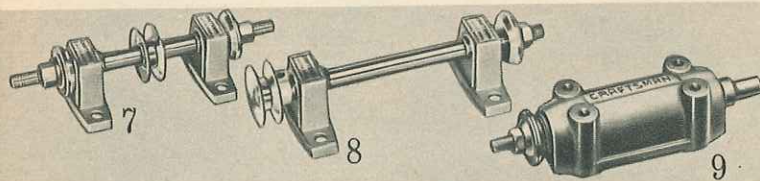
Top professional quality. Length coding assures perfect matching for multiple drives. High-twist cover fabric, neoprene-impregnated. Resists breakdown from oils, chemicals, heat.

**Measuring Width:** measure across broader (outside) surface of belt. Check mfr's. number on belt you are replacing.

**Measuring Length:** measure around outside edge of first pulley to next pulley, around it, back to starting point (not in groove).

Catalog Number	Length	Mfr's. Number	Shpg. wt.	Each
<b>3/8-inch . . . 3L-Section</b>				
9 M 1520	20 inches	3L200	3 oz.	79c
9 M 1524	24 inches	3L240	3 oz.	79c
9 M 1528	28 inches	3L280	4 oz.	79c
9 M 1530	30 inches	3L300	4 oz.	79c
9 M 1533	33 inches	3L330	4 oz.	79c
9 M 1534	34 inches	3L340	4 oz.	79c
9 M 1537	37 inches	3L370	4 oz.	89c

Catalog Number	Length	Mfr's. Number	Shpg. wt.	Each
<b>1/2-inch . . . 4L-Section</b>				
9 M 1617	17 inches	4L170	4 oz.	89c
9 M 1619	19 inches	4L190	4 oz.	89c
9 M 1620	20 inches	4L200	4 oz.	89c
9 M 1621	21 inches	4L210	4 oz.	89c
9 M 1622	22 inches	4L220	4 oz.	89c
9 M 1623	23 inches	4L230	4 oz.	89c
9 M 1624	24 inches	4L240	4 oz.	89c
9 M 1625	25 inches	4L250	4 oz.	89c
9 M 1626	26 inches	4L260	5 oz.	89c
9 M 1627	27 inches	4L270	5 oz.	89c
9 M 1628	28 inches	4L280	5 oz.	89c
9 M 1629	29 inches	4L290	5 oz.	89c
9 M 1630	30 inches	4L300	5 oz.	89c
9 M 1631	31 inches	4L310	5 oz.	89c
9 M 1632	32 inches	4L320	5 oz.	89c
9 M 1633	33 inches	4L330	5 oz.	89c
9 M 1634	34 inches	4L340	5 oz.	89c
9 M 1635	35 inches	4L350	5 oz.	89c
9 M 1636	36 inches	4L360	5 oz.	99c
9 M 1637	37 inches	4L370	5 oz.	99c
9 M 1638	38 inches	4L380	6 oz.	99c
9 M 1639	39 inches	4L390	6 oz.	99c
9 M 1640	40 inches	4L400	6 oz.	99c
9 M 1641	41 inches	4L410	6 oz.	\$1.09
9 M 1642	42 inches	4L420	6 oz.	1.09
9 M 1643	43 inches	4L430	6 oz.	1.09
9 M 1644	44 inches	4L440	6 oz.	1.09
9 M 1645	45 inches	4L450	6 oz.	1.09
9 M 1646	46 inches	4L460	6 oz.	1.09
9 M 1647	47 inches	4L470	6 oz.	1.09
9 M 1648	48 inches	4L480	7 oz.	1.09
9 M 1649	49 inches	4L490	7 oz.	1.09
9 M 1650	50 inches	4L500	7 oz.	1.09
9 M 1651	51 inches	4L510	7 oz.	1.19
9 M 1652	52 inches	4L520	7 oz.	1.19
9 M 1653	53 inches	4L530	7 oz.	1.19
9 M 1654	54 inches	4L540	7 oz.	1.19
9 M 1655	55 inches	4L550	7 oz.	1.29
9 M 1656	56 inches	4L560	7 oz.	1.29
9 M 1658	58 inches	4L580	7 oz.	1.29
9 M 1659	60 inches	4L600	8 oz.	1.29
9 M 1662	62 inches	4L620	8 oz.	1.29
9 M 1663	63 inches	4L630	8 oz.	1.29
9 M 1664	64 inches	4L640	8 oz.	1.29
9 M 1665	65 inches	4L650	8 oz.	1.29
9 M 1666	66 inches	4L660	8 oz.	1.29
9 M 1668	68 inches	4L680	8 oz.	1.29
9 M 1670	70 inches	4L700	8 oz.	1.39
9 M 1672	72 inches	4L720	9 oz.	1.39
9 M 1674	74 inches	4L740	9 oz.	1.49
9 M 1675	75 inches	4L750	9 oz.	1.49
9 M 1676	76 inches	4L760	9 oz.	1.49
9 M 1680	80 inches	4L800	10 oz.	1.59
9 M 1682	82 inches	4L820	10 oz.	1.59
9 M 1684	84 inches	4L840	10 oz.	1.59



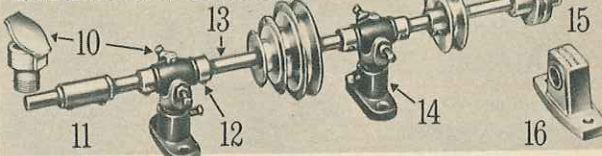
## CRAFTSMAN professional-quality Mandrels

**7 Double-end Bronze-bearing Mandrel.** Use 2 attachments at same time. Right and left-hand-thread ( $\frac{1}{2}$ x20) at spindle ends. Permanently lubricated bearings.  $\frac{5}{8}$ -in. diam. steel spindle extends  $\frac{1}{4}$  in. 2-in. diam. pulley for  $\frac{1}{2}$ -in. V-belt.  $1\frac{3}{4}$ -in. washers. Over-all size  $9\frac{1}{2}$  in. 9 M 4942—Shpg. wt. 3 lbs. 5 oz. . . . \$5.29

**8 Single-end Bronze-bearing Mandrel.** Steel shaft extends  $1\frac{3}{4}$  in. at right-hand threaded end. Flat area at pulley end for set-screw.  $1\frac{3}{4}$ -in. washer. Permanently lubricated bearings. For  $\frac{1}{2}$ -in. V-belt.  $\frac{1}{2}$ -in. size has  $\frac{5}{8}$ -in. shaft,  $9\frac{1}{2}$  inches long; 2-in. diameter V-pulley. Arbor end thread  $\frac{1}{2}$ x20 in.  $\frac{5}{8}$ -in. size has  $\frac{3}{4}$ -in. shaft,  $11\frac{1}{2}$  in. long;  $2\frac{1}{2}$ -in. diameter V-pulley. Arbor end  $\frac{3}{4}$ x18 in. thread. 9 M 4940— $\frac{1}{2}$ -in. size. Wt. 2 lbs. 8 oz. \$4.99 9 M 4941— $\frac{3}{8}$ -in. size. Wt. 3 lbs. 5 oz. 5.29

**9 Single-end Ball-bearing Mandrel.** 1-piece cast-iron housing prevents misalignment and twisting. Mounting brings shaft closer under top of table for deeper cut. Precision ball bearings grease sealed.  $\frac{5}{8}$ -in. steel shaft with machined flanges (1 fixed, 1 removable). Machined steel washer,  $1\frac{3}{4}$ -inch diameter. Pulley end of shaft extends  $1\frac{1}{2}$  in.; has flat area for pulley setscrew. Comes with right-hand thread only.  $\frac{1}{2}$ -inch size. Shaft  $9\frac{3}{4}$  in. long. Arbor end threaded  $\frac{1}{2}$ x20, extends  $1\frac{1}{2}$  inches. 9 M 4953—Shpg. wt. 3 lbs. 8 oz. \$6.99  $\frac{3}{8}$ -inch size. Shaft  $11\frac{1}{2}$  in. long. Arbor end threaded  $\frac{3}{8}$ x18, extends  $1\frac{1}{2}$  inches. 9 M 4954—Shpg. wt. 4 lbs. 5 oz. \$7.99

## Line Shaft and Accessories




Mount on bench or as overhead drive. Use  $\frac{1}{2}$ -HP motor or larger. Line shaft—use  $\frac{1}{2}$ -inch for light tools; use  $\frac{3}{8}$  or  $\frac{1}{2}$ -inch for heavier machines, larger motors. Rigid couplings—connect sections; collars prevent endwise drift. Flexible couplings—connect motor to shafts. Hangers—set  $\frac{1}{2}$  inch every 18 in.; set  $\frac{3}{8}$  and  $\frac{1}{4}$  inch every 24 in.

(10) 9 M 2820—Cup Oiler.  $\frac{1}{4}$  inch. Shpg. wt. of two, 2 oz. . . . 2 for 30c


Catalog No.	Size	Accessory	Shipping weight	Each
9 M 28391	1/2 in.	Rigid Coupling	6 oz.	89c
9 M 28392	5/8 in.	Rigid Coupling	7 oz.	89c
9 M 28393	3/4 in.	Rigid Coupling	8 oz.	89c
9 M 2824	1/2 in.	Line Shaft Collar	2 oz.	29c
9 M 2826	5/8 in.	Line Shaft Collar	3 oz.	29c
9 M 2825	3/4 in.	Line Shaft Collar	4 oz.	29c
9 M 2833	1/2x24 in.	Steel Shaft	1 lb. 15 oz.	99c
99 M 2834C	1/2x48 in.	Steel Shaft	3 lbs.	\$1.59
99 M 2830C	5/8x48 in.	Steel Shaft	5 lbs.	2.49
99 M 2835C	3/4x48 in.	Steel Shaft	5 lbs.	2.99
9 M 2828	1/2 in.	Shaft Hanger	1 lb. 4 oz.	2.79
9 M 2846	5/8 in.	Shaft Hanger	1 lb. 13 oz.	2.79
9 M 2829	3/4 in.	Shaft Hanger	1 lb. 13 oz.	2.79
9 M 28401	1/2 in.	Flexible Coupling	9 oz.	1.19
9 M 28402	5/8 in.	Flexible Coupling	9 oz.	1.19
9 M 28403	3/4 in.	Flexible Coupling	9 oz.	1.19
9 M 27501	1/2 in.	Pillow Block	12 oz.	1.39
9 M 27502	5/8 in.	Pillow Block	12 oz.	1.39
9 M 27503	3/4 in.	Pillow Block	12 oz.	1.49

# CRAFTSMAN Motors have standard


REG. U.S. PAT. OFF.



1 Low as \$24<sup>99</sup>



2 Low as \$28<sup>99</sup>



3 Low as \$15<sup>99</sup>

## CAPACITOR-START . . for hard starts Rated for continuous duty

1 High-speed (3450 RPM). For power bench saws, jointer-planers, shapers, high-speed tools. Rigid base mounts in any position. Motor positions in cradle. Has knockout for BX or conduit connections. Quick voltage links permit change from one voltage to another in seconds. Mounting 3x4 1/2 in. NEMA 56 frames. Mylar® polyester insulated (see bottom of page). Reversible rotation. Quick-connect terminals reduce wiring time. Built-in ground lug meets local electric codes. Double-end shaft 1/2 and 3/8 in. Single-phase 60-cycle AC.

With ball bearings, 4-foot, 3-wire electric cord, plug and adapter. Motors below all have manually reset overload protector and shaft cover.

Catalog Number	HP	RPM	Volts	Shipping weight	Each
99 M 1218C	1/2	3450	110-120 or 230	20 pounds	\$29.99
99 M 1219K	3/4	3450	110-120 or 230	23 pounds	37.49
99 M 1220K	1	3450	110-120 or 230	27 pounds	41.99
99 M 1221K	1 1/2	3450	110-120 or 230	26 pounds	59.99

With sleeve bearings, 4-foot cord. No overload protector or quick voltage links.

Catalog Number	HP	RPM	Volts	Shipping weight	Each
99 M 1216C	1/2	3450	110-120	19 pounds	\$24.99
99 M 1217K	1	3450	110-120	26 pounds	36.99

2 General-purpose (1725 RPM). Deliver extra torque for compressors, pumps, lathes, etc. Mount in any position. Reversible. Manually reset overload protectors (except 99 M 1214K). Single-phase 60-cycle AC. 99 M 1970C has 1/2-in. diam. shaft with 3/4-in. adapter. 99 M 1215K has 5/8-in. diam. shaft. 99 M 1214K and 99 M 1213K have 1/2 and 3/8-in. diam. shafts. 56 frames. 3/16-in. keyway. 4-foot cord and plug.

Catalog Number	HP	Type base	Bearings	Shaft	Volts	Shpg. wt.	Each
99 M 1214K	1/2	Resilient	Sleeve	Double-end	110-120	21 lbs.	\$29.99
99 M 1213K*	3/4	Rigid	Ball	Double-end	110-120 or 230	23 lbs.	34.99
99 M 1215K*	1	Rigid	Ball	Single-end	110-120 or 230	32 lbs.	54.99
99 M 1970C	1/2	Resilient	Sleeve	Single-end	110-120 or 230	19 lbs.	28.99

\*Use only these motors for compressors and pumps.

## SPLIT-PHASE . . for all easy-start applications . . in home, shop or farm

3 Deliver all the power needed for small drill presses, lathes, jig saws, grinders, belt sanders, easy starting farm equipment and many other easy-start applications.

Bolts are extended through for end-bell mounting. Reversible rotation. 110-120-volt, 60-cycle single phase AC. 1725 RPM. Sleeve bearings. 3x4 1/2-inch base mounting; resilient, too . . mount in any position.

Mylar® polyester insulated (see bottom of page). Without overload protector or on-off switch. With 4-foot, 3-wire electric cord, plug, adapter.

1/4-HP Motor. 1/2-inch shaft with 3/8-inch adapter.	
99 M 1210C—Shipping weight 16 pounds	\$15.99
1/2-HP Motor. 1/2-inch shaft with 3/8-inch adapter.	
99 M 1211C—Shipping weight 18 pounds	17.99
3/4-HP Motor. 1/2 and 3/8-inch double-end shaft.	
99 M 1212C—Shipping weight 19 pounds	19.99

### Precautions that will save your Motor


- Don't run it overloaded—use motor as big or bigger in HP than needed
- Lubricate regularly yet not excessively
- Don't let voltage drop
- Don't suffocate it—keep clean and dry
- Be sure it's well grounded
- Use manual reset properly—wait for motor to cool before resetting

### GUARANTEE

We'll repair, at no charge, any Sears Electric Motor should it be defective in materials or workmanship . . if returned in 1 year

## Special-purpose Motors

For washers, dryers, heating-ventilating systems, oil burners



4 Single-speed Wringer Washer Motor. Mounting fits KENMORE, Whirlpool and most other makes. 1/2-inch flatted shaft—holes 3/16 and 1/4-inch. Extended through-bolts for end bell mounting. Reversible. 1/2-HP, 1725-RPM split phase, 110-120-volt, 60-cycle AC. Cushion rings. Without switch, cord or overload protector. 99 M 1989C—Shipping weight 16 pounds. . . \$19.99

2-speed Wringer Washer Motor (not shown). Similar to 99 M 1989C above, but 1140 or 1725-RPM. 1/2-HP. 99 M 19401C—Shipping weight 18 pounds. . . \$24.99

Single-speed Automatic Washer Motor (not shown). Fits KENMORE and Whirlpool washing machines. 1/2-HP, 1725-RPM split phase, 110-120-volt, 60-cycle AC. Through-bolts for end bell, motor base mount. Automatic reset overload protector. Without cord or switch. 99 M 19855C—Shipping weight 17 pounds. . . \$24.99

5 2-speed Automatic Washer Motor. Similar to motor 99 M 19855C above, but 1140 or 1725-RPM. 1/2-HP. 99 M 19865C—Shipping weight 18 pounds. . . \$31.99

3-speed Automatic Washer Motor (not shown). Similar to motor 99 M 19855C described above, but capacitor starting. 850, 1140 or 1725-RPM. 1/2-HP. 99 M 19403K—Shipping weight 25 pounds. . . \$31.99

6 Dryer Motor. Fits KENMORE and Whirlpool, both gas and electric, with Poly-Vee belt drive. 1/2-HP, 1725-RPM, split phase, 110-120-volt, 60-cycle AC. Has double-end shaft. Automatic reset overload protector. Uses motor base on dryer. 99M19635C—Shipping weight 16 pounds. . \$21.99

Same as above, but fits older model KENMORE, Whirlpool. Flat and threaded shafts. For dryers with single-end shaft motors, saw off extra shaft. 99M19695C—Shipping weight 16 pounds. . \$21.99

7 Oil Burner Motor. Replaces 1/2, 3/8-HP motors. 1/2-HP, 1725-RPM, split phase, 110-120-v., 60-c. AC. Reversible. Manually reset overload protector. Standard NEMA and 2-lug flange mountings. 1/2-in. diam. flatted shaft. Sleeve bearings. 7/16-in. between lug centers. 20-in. lead. No switch, cord. 99 M 1984C—Shipping weight 15 pounds. . \$22.99

All CRAFTSMAN motors on this page have Mylar® polyester insulated windings . . this means they're extra-strong, extra-moisture-resistant to give maximum protection.

8 Blower and Fan Motors. Single speed. Replaces 1/2, 3/8, 1/4, 1/2-HP furnace, attic, window-blower motors. 1/2-HP, 1725-RPM split phase, 110-120-v., 60-c. AC. Reversible. Mounts in any position. Automatic reset overload protector. Single end 1/2-in. flatted shaft. 5/8-in. shaft adapter. Sleeve bearings. Through bolts for direct-drive fans. Flexible mounting—3x4 1/2 in. (NEMA 56-frame) or 2 7/16x4 1/4 in. (NEMA 48-frame).


With 3x4 1/2-inch mounting. 99 M 1983C—Shipping weight 20 lbs. . \$22.99

With 2 7/16x4 1/4-inch mounting. 99 M 19835C—Shipping weight 18 lbs. . 22.99

2-speed Blower and Fan Motor. As above, but 1140 or 1725 RPM. 3x4 1/2-inch mount (56 frame). 99 M 1971K—Shipping weight 22 lbs. . \$29.99

MOTOR BOOK is included with each Sears motor. Gives valuable information on applications, installation and maintenance of motors.

# mounts..will replace any make motor



1 Low as \$34.99

2 Low as \$72.99

3 Low as \$49.99

4 Low as \$51.99

## HEAVY-DUTY 1/3 to 7 1/2-HP Motors . . totally enclosed, fan-cooled, use indoors or out

(1)-(2). CRAFTSMAN capacitor start . . induction run. Big overload capacity. High torque starting. Ball bearings "take" greater thrust loads and abuse . . run smoother and longer . . sealed in grease so that no lubrication is needed. Manual-reset overload protector prevents motor from burning out. This means longer, more efficient motor life. Electrically reversible. Motor mounts in any position . . no oil cups or oil drainage to worry about. Single-end shaft. 110-120 or 230-volt, 60-cycle single-phase AC. Without switch or cord. *Not for use in areas with explosive atmosphere.*

1 General purpose. For home, shop and farm use. For tough-starting loads—compressors, sprayers, grain handling augers. Rigid base. 56-frame.

Catalog Number	HP	RPM	Base mount	Keyed shaft	Shpg. wt.	Each
99 M 1222K	1/2	1725	3x4 3/8 inches	5/8 inch	22 pounds	\$34.99
99 M 1223K	3/4	1725	3x4 3/8 inches	5/8 inch	26 pounds	39.99
99 M 1224K	1	1725	3x4 3/8 inches	5/8 inch	34 pounds	49.99
99 M 1225K	1 1/2	1725	3x4 3/8 inches	5/8 inch	40 pounds	59.99

2 Heavy duty. Up to 3 HP. Use on conveyors, pumps, compressors, refrigeration, blowers. Start with up to 300% full-load torque.

Catalog Number	HP	RPM	Frame size	Shaft diameter	Key width	Base mount	Shpg. wt.	Each
99 M 12705L	1	1725	182	7/8 in.	3/16 in.	4 3/8 x 7 1/2 in.	65 lbs.	\$72.99
99 M 12715N	1 1/2	1725	184	7/8 in.	3/16 in.	5 1/2 x 7 1/2 in.	76 lbs.	94.99
99 M 12725N	2	1725	213	1 1/8 in.	3/16 in.	5 1/2 x 8 1/2 in.	95 lbs.	127.99
99 M 12735N	2	3450	184	7/8 in.	3/16 in.	5 1/2 x 7 1/2 in.	76 lbs.	104.99
99 M 12745N	3	1725	215	1 1/8 in.	3/16 in.	7 x 8 1/2 in.	112 lbs.	162.99

3 CRAFTSMAN repulsion start . . induction run. Get up to 500% more starting torque from 50% less starting current than capacitor motors. Minimum voltage drop on heavy-starting loads. Power all farm equipment—silo loaders, etc. Permanently lubricated ball bearings . . sealed in grease. Reverse by shifting brushes. Single-end shaft. Mount in any position. 110-120 or 230-v., 60-c. single-phase AC. (7 1/2-HP 230-v. only). 1/2 and 3/4-HP brush riding; 1 to 7 1/2-HP brush lifting type for minimum radio interference, long brush life. Re-rated NEMA frame sizes. 1725 RPM.

Catalog Number	HP	Frame size	Shaft diameter	Key width	Base mount	Shpg. wt.	Each
99 M 1230K	1/2	56	5/8 in.	3/16 in.	3x4 3/4 in.	34 lbs.	\$49.99
99 M 1231K	3/4	56	5/8 in.	3/16 in.	3x4 3/4 in.	38 lbs.	62.99
99 M 1232L	1	182	7/8 in.	3/16 in.	4 1/2 x 7 1/2 in.	66 lbs.	75.99
99 M 1233N	1 1/2	184	7/8 in.	3/16 in.	5 1/2 x 7 1/2 in.	78 lbs.	97.99
99 M 1234N	2	213	1 1/8 in.	3/16 in.	5 1/2 x 8 1/2 in.	98 lbs.	133.99
99 M 1240N	3	215	1 1/8 in.	3/16 in.	7 x 8 1/2 in.	115 lbs.	165.99
99 M 1241N	5	254U	1 3/8 in.	3/16 in.	8 1/4 x 10 in.	175 lbs.	259.99
99 M 1242N	7 1/2	256U	1 3/8 in.	3/16 in.	10 x 10 in.	280 lbs.	319.99

4 CRAFTSMAN heavy duty 3-phase. Have greater power factor than single-phase motors for same speed and output. Means greater efficiency on heavy load, continuous duty applications—air compressors, blowers, pumps, conveyors, punch presses, etc. Low power consumption means simple, economical operation, too. No auxiliary parts or windings needed to start motor such as brushes, capacitors, etc. Withstands full voltage starts.

Special, grease sealed ball bearings . . need no oil. Reversible rotation. Single-end shaft. Mount in any position. 208-220 or 440-volt, 60- or 50-cycle AC. 1800 or 1500 RPM. Rerated NEMA frame sizes. *Before ordering, please consult your local utility company to determine if 3-phase power (208-220 or 440-volt) is available in your area.*


Catalog Number	HP	Frame size	Shaft diam.	Key width	Base mount	Shpg. wt.	Each
99 M 1287K	1/2	562	5/8 in.	3/16 in.	3x4 3/8 in.	25 lbs.	\$51.99
99 M 1288K	3/4	564	5/8 in.	3/16 in.	3x4 3/8 in.	29 lbs.	56.99
99 M 1289L	1	182	7/8 in.	3/16 in.	4 1/2 x 7 1/2 in.	55 lbs.	69.99
99 M 1290L	1 1/2	184	7/8 in.	3/16 in.	5 1/2 x 7 1/2 in.	60 lbs.	79.99
99 M 1291L	2	213	1 1/8 in.	3/16 in.	5 1/2 x 7 1/2 in.	65 lbs.	84.99
99 M 1292N	3	213	1 1/8 in.	3/16 in.	5 1/2 x 8 1/2 in.	83 lbs.	99.99
99 M 1280N	5	215	1 1/8 in.	3/16 in.	7 x 8 1/2 in.	105 lbs.	109.99
99 M 1281N	7 1/2	254U	1 3/8 in.	3/16 in.	8 1/4 x 10 in.	165 lbs.	159.99

### Magnetic Starters for CRAFTSMAN motors

5 Use to start, stop and protect motors for pumps, hoists, conveyors, mixers, etc. Stop motor if voltage drops too low, or if motor becomes overloaded. Manual reset overload may easily be converted to automatic. *See chart below for heater required to operate starter and order from listings below. Also requires switch 9 M 1209 . . order below.*

9M12601—Wt. 7 lbs. \$33.99    9M12602—Wt. 7 lbs. \$49.99  
9M12603—Wt. 7 lbs. \$39.99    9M12604C—Wt. 19 lbs. 76.99  
9M12605—Wt. 7 lbs. 37.99    9M12606—Wt. 7 lbs. 42.99

6 Start-stop Push-button Switch. Required to operate starters above. Mount vertical or horizontal by rotating buttons.  
9 M 1209—Shipping weight 2 lbs. 2 oz. . . . . \$5.99



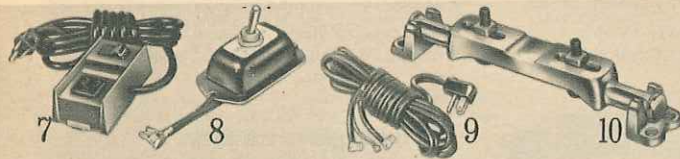
Heaters for starters above (not shown). Required to operate starters above. *See chart below for proper starter and heater(s) for your motor.*

Single Heaters. Shipping weight 10 ounces.		9 M 12615 . . . Each \$1.49		9 M 12622 . . . Each \$1.49	
9 M 12611 . . . Each \$1.49	9 M 12616 . . . Each 1.49	9 M 12623 . . . Each 1.49	9 M 12612 . . . Each 1.49	9 M 12624 . . . Each 1.49	9 M 12625 . . . Each 1.49
9 M 12612 . . . Each 1.49	9 M 12617 . . . Each 1.49	9 M 12626 . . . Each 1.49	9 M 12613 . . . Each 1.49	9 M 12627 . . . Each 1.49	
9 M 12614 . . . Each 1.49	9 M 12621 . . . Each 1.49				

Package of 2 Heaters. Shipping weight 1 pound 2 ounces.		9 M 12642 . . . Pkg. \$2.98		9 M 12643 . . . Pkg. 2.98	
9 M 12631 . . . Pkg. \$2.98	9 M 12636 . . . Pkg. \$2.98	9 M 12644 . . . Pkg. 2.98	9 M 12632 . . . Pkg. 2.98	9 M 12645 . . . Pkg. 2.98	9 M 12646 . . . Pkg. 2.98
9 M 12633 . . . Pkg. 2.98	9 M 12637 . . . Pkg. 2.98	9 M 12647 . . . Pkg. 2.98	9 M 12634 . . . Pkg. 2.98	9 M 12648 . . . Pkg. 2.98	
9 M 12635 . . . Pkg. 2.98	9 M 12639 . . . Pkg. 2.98	9 M 12649 . . . Pkg. 2.98	9 M 12635 . . . Pkg. 2.98	9 M 12650 . . . Pkg. 2.98	

### Proper starter and heater to use with your motor

Catalog No. of motor	With 110-120-volt		With 230 or 208-220-volt		With 440-volt current	
	Use Starter	Use Heater	Use Starter	Use Heater	Use Starter	Use Heaters
99M12705L	9M12601	9M12611	9M12601	9M12621		
99M12715N	9M12601	9M12612	9M12601	9M12615		
99M12725N	9M12601	9M12613	9M12601	9M12616		
99M12735N	9M12601	9M12613	9M12601	9M12616		
99M12745N	9M12602	9M12614	9M12603	9M12617		
99M1230K	9M12601	9M12621	9M12601	9M12623		
99M1231K	9M12601	9M12622	9M12601	9M12624		
99M1232L	9M12601	9M12611	9M12601	9M12621		
99M1233N	9M12601	9M12612	9M12601	9M12615		
99M1234N	9M12601	9M12613	9M12601	9M12616		
99M1240N	9M12602	9M12614	9M12603	9M12617		
99M1241N			9M12602	9M12613		
99M1242N			99M12604C	9M12625		
99M1287K			9M12605	9M12631	9M12605	9M12639
99M1288K			9M12605	9M12632	9M12605	9M12641
99M1289L			9M12605	9M12633	9M12605	9M12642
99M1290L			9M12605	9M12634	9M12605	9M12643
99M1291L			9M12605	9M12635	9M12605	9M12644
99M1292N			9M12605	9M12636	9M12605	9M12645
99M1280N			9M12606	9M12637	9M12606	9M12645
99M1281N			9M12606	9M12638	9M12606	9M12646



### Motor Accessories . . rails, cord, switches

7 On-off Rocker Switch. Ideal for Sears motors 1 HP and under. Also for other similar motors. Turns on 3-prong receptacle; 3-prong adapter; 110-120 or 230-v., 20-10 amp., AC. 8-ft. cord. UL listed.  
9 M 1208—Wt. 1 lb. 6 oz. \$4.99

8 8-foot long, 3-wire Cord. For all Sears and other make motors up to and including 3/4-HP rating.  
9 M 19062—Shpg. wt. 13 oz. . . 99c

10 Floating Motor Rail. For motors 1 HP and less moved from one power tool to another. 2 1/2 to 5 in. between centers. With fasteners.


Set of 1 rail and 2 clips.  
9 M 2265—Wt. 15 oz. . . Set \$1.49  
Package of 2 clips only.  
9 M 2268—Wt. 6 oz. . . Pkg. 59c

Adjustable Motor Rails (not shown). For single tool only. Change belt tension by loosening bolts. For motors of 1 HP and less. Maximum belt take-up has range of up to 2 1/2 inches. Package of 2.  
9 M 2266—Shipping weight 1 pound 4 ounces. . . . . Package \$1.99

Trim and edge to give your lawn that finished, well-groomed look

Do it the easy way.. with electric power

Just plug in and let these electric edger-trimmers go to work. Help make edging and trimming a quick smooth operation.. give you a really neat lawn. All have a slip-clutch that protects the motor from overheating.



**Economical Edger-Trimmer**

**\$19<sup>99</sup>**

Sleeve-bearing motor develops 1/8 HP. Twin rubber-covered rollers. Sturdy, tempered steel blade. With grounded stub-length cord. 110-120-volt, 60-cycle AC. UL listed. Guaranteed 90 days. See guarantee, important note below.  
 99 M 85751C—Shipping wt. 7 lbs... \$19.99  
 Extra Blade for above.  
 9 M 85756—Shipping weight 6 ounces... 99c

**CRAFTSMAN Edger-Trimmer**

REG. U.S. PAT. OFF.

**\$29<sup>99</sup>**

Motor develops 1/4 HP. 100% ball bearings. Cuts up to 1 inch deep. Blade guide. 2 blades—1 edging, 1 trimming. Instant wheel adjustment for high and low cut. Large wheels for easy handling. With grounded stub-length cord. 110-120-v., 60-c. AC. UL listed. Guaranteed 1 year. See guarantee and important note below.  
 99 M 8578C—Shipping wt. 11 lbs... \$29.99  
 Extra Edging Blade for above.  
 9 M 85785—Shipping weight 7 ounces... 1.29  
 Extra Trimming Blade for above.  
 9 M 85765—Shipping weight 6 ounces... 99c

**CRAFTSMAN extra-heavy duty Edger-Trimmer**

REG. U.S. PAT. OFF.

**\$44<sup>99</sup>**

Motor develops a full 1 HP. 100% ball bearings. Powerful, enclosed fan-cooled motor... die-cast motor frame. Trigger on-off switch on handle. Trigger-action swivel adjustment permits easy shift from edging to trimming position... positive lock in 3 positions—trim, edge or trench.  
 Adjustable front wheel. 2 blades—1 edging, 1 trimming. With grounded stub-length cord. 110-120-volt, 60-cycle AC. UL listed. Guaranteed 1 year. See guarantee and important note below.  
 99 M 8572K—Shipping weight 21 lbs... \$44.99  
 Extra Edger Blade for above.  
 9 M 85715—Shipping weight 7 ounces... 1.39  
 Extra Trimming Blade for above.  
 9 M 85716—Shipping weight 5 ounces... 1.29



**CRAFTSMAN 1/8-HP Hedge Trimmer**

**\$19<sup>99</sup>**

**GUARANTEE.** We'll repair defects in materials or workmanship of any electrical item on this page, if returned within specified time of date of purchase.

Cuts a 12-inch swath. Carbon-tool steel, self-sharpening 16-tooth blade. Motor develops 1/8 HP. 900 strokes per min. Aluminum housing. Stub-length cord. 110-120-v., 60-c. AC., UL listed. Guaranteed 1 year (see left). See note right.  
 9 M 8573—Shipping wt. 6 lbs. 3 oz. .... \$19.99



**Trim hedges extra fast . . use either side of blade**

**\$33<sup>99</sup>**

Trimmers listed by Underwriters' Laboratories, Inc.



**CRAFTSMAN Hedge Trimmer . . 2 cutting edges, each with 16 teeth, make it the best one we've ever sold. Cuts 12-in. swath in either direction. Motor develops 1/4 HP. 1250 strokes per min. Top handle adjusts 45° left, right. Hardened, tool-steel blades. Aluminum alloy housing. Stub-length cord. 110-120-v., 60-c. AC. UL listed. Guaranteed 1 year (see left). See note below.  
 9 M 1705—Shipping weight 2 pounds 6 ounces . . . . . \$33.99**

**Important Note:** See Big Book for a 16-gauge, 3-line extension cord (50 to 100-foot length) to operate the trimmers on this page.

# CRAFTSMAN Power Router

REG. U. S. PAT. OFF.

24,000-RPM motor develops over 1 HP for fast, precision routing or shaping, up to 1 3/4 inches deep

Router Kit **\$59.99**

Power Router Kit. Consists of (1), (2) and (3) plus trammel point. 99 M 25038K—Separate prices total \$64.96. Wt. 25 lbs. Kit \$59.99

**1** CRAFTSMAN Power Router. Precision-designed for the professional tradesman or home craftsman. Turns out more work in minutes than you can accomplish with hand tools in hours.

Use bits listed below to rout, groove, mortise, make dovetail and tenon joints, even trim Formica® on table and counter-top edges. Make many decorative cuts. Make picture frames, chests and lawn markers. Do precision cutting on inlaid tables or trays. Make close-fitting joints for bookcases and furniture drawers.

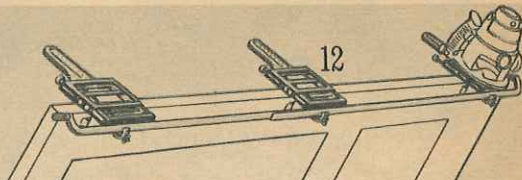
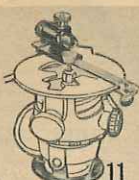
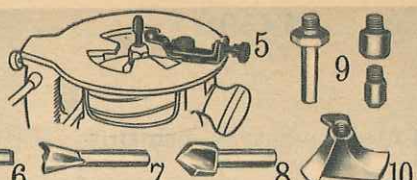
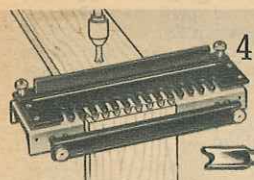
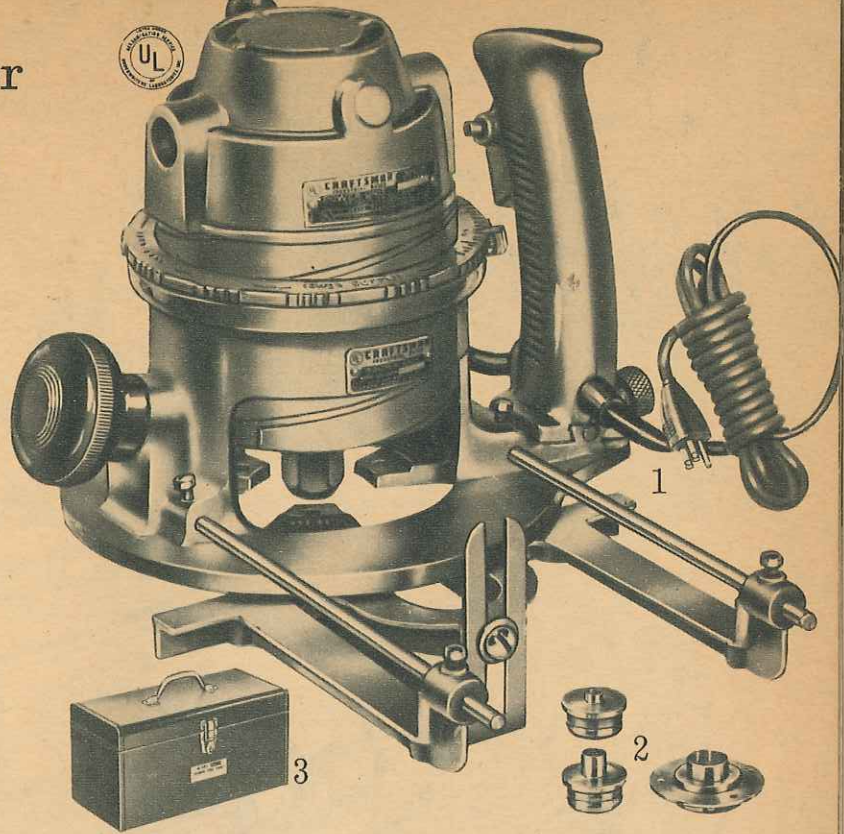
Adjustable edge guide included for accurate straight-line or contour following. Pistol-grip handle has locking trigger switch with safety release. Hardened-steel collet-type chuck grips 1/4-inch shank bits (listed below).

Wrenches and instructions included. 100% ball bearings for smooth efficient operation. 110-120-volt, 25-60-cycle AC-DC. Sturdy aluminum body . . . non-marking sub-base. 10-foot 3-wire cord, adapter. UL listed. See 1-year guarantee below.\*  
9 M 2503—Shipping weight 12 pounds. . . . . \$49.99

**Trammel Point.** Use with router to cut circles 2 to 26-in. diameter. 9 M 25154—(Not shown.) Shipping weight 1 pound 4 ounces. \$3.99

**2** Template Guide Bushings. With adapter and 3 guides. For use with dovetail and butt hinge templates.  
9 M 25059—Shipping weight 1 pound 2 ounces. . . . . \$4.99

**3** Steel Carrying Case. Store router, bits. 8x18x9 inches.  
9 M 1475—Shipping weight 11 pounds. . . . . 5.99



**4** Dovetail Template. For most routers. Spacing, depth adjustment for flush or rabbeted dovetail joints. Takes stock to 12 inches wide, 5/16 to 1 1/2 in. thick. Channel plates, plastic comb, clamps. No bit, guide bushings.  
9 M 2572—Wt. 9 lbs. 10 oz. . . . . \$19.99

**5** Laminated Plastic Trimmer Attachment. Trims and bevels laminated plastic tops, counters, etc. With carbide-tipped bit.  
9 M 2573—Shpg. wt. 9 oz. . . . . \$4.99  
Carbide-tipped combination straight, bevel Cutter Bit for Formica® laminated plastic.  
9 M 2541—Shpg. wt. 3 oz. . . . . \$2.99

**Kromedged Router Bits.** Fit most routers. 1/4-in. diam. shank. Use also with drill press and radial arm saw.

**6** Straight-face Router Bits. Wt. 3 oz.  
9 M 2552—1/8 inch. . . . . \$1.49  
9 M 25521—1/4 inch. . . . . 1.49  
9 M 25522—3/8 inch. . . . . 1.99  
9 M 25523—1/2 inch. . . . . 2.59  
1 1/8-in. Stair-flute Bit.  
9 M 2518—Shipping weight 3 ounces. . . . . 3.49

**Carbide-tipped Single-flute Straight-face Router Bits.** Shipping weight 4 oz.  
9 M 25524—1/4 in. . . . . \$3.99  
9 M 25525—3/16 in. . . . . 4.49  
9 M 25526—3/8 in. . . . . 4.99  
9 M 25527—1/2 in. . . . . 5.99

**7** Dovetail Cutter Bits. Shpg. wt. 3 oz.  
9 M 2553—1/4 inch. . . . . \$2.99  
9 M 25531—1/2 inch. . . . . 3.99  
**8** V-groove or Chamfering Bit. 1/2-inch.  
9 M 2557—Shipping wt. 3 oz. . . . . \$3.79  
**Veining Bits.** Shipping weight 2 oz.  
9 M 2559—1/8 inch. . . . . 1.69  
9 M 25592—3/16 inch. . . . . 1.89  
9 M 25593—1/32 inch. . . . . 1.99

**9** Arbor. 1/4 inch x 28 thread, 2 pilots. Use with bits (10) below.  
9 M 2589—Shpg. wt. 3 oz. . . . . Set \$1.99  
**10** Bead Bits. For (9). Shpg. wt. 3 oz.  
9 M 25541—1/2 inch. . . . . \$3.79  
9 M 25542—3/8 inch. . . . . 3.49  
**Cove Bits.** For (9) above. Shpg. wt. 4 oz.  
9 M 25551—1/4 inch. . . . . \$3.79  
9 M 25552—3/8 inch. . . . . 3.49

**11** Sharpening Attachment. Mounts to router. Sharpens your bits. Grinding wheel. Wt. 2 lbs. 7 oz.  
9 M 25159. . . . . \$12.99

**12** 3-section Butt Hinge Template. Does away with guesswork on hinge mortising. Rout door and jamb without changing setting. Accommodates square or round cornered hinges up to 5 inches. For 2 or 3-hinge doors 3/4 in. to 2 1/2 in. thick, up to 8 feet high.  
99 M 2574L—Wt. 13 lbs. \$26.99

## CRAFTSMAN Rotary Grinder and Accessories

REG. U.S. PAT. OFF.

**13** CRAFTSMAN Rotary Grinder. Grind, carve, sand, engrave, polish, file, cut or drill in metal, wood, glass or plastic. 24,000-RPM motor develops 1/2 HP. 100% ball bearing construction.

Designed for industrial use in tool and die work, or for precision model and home craft projects. Collet chuck grips 1/4 and 1/2-in. shanks. Hang-up bail. For 110-120-volt, 25-60-cycle AC-DC. Includes 10-ft. 3-wire cord, adapter. UL listed (Ind. Stds.). 10 in. long. See guarantee below.\*  
9 M 2584—Shipping weight 4 lbs. 6 oz. . . . . \$39.99

**Rotary Cutters.** For wood and plastics. 1/4-in. diameter shank.

Made in W. Germany. Wt. 5 oz.

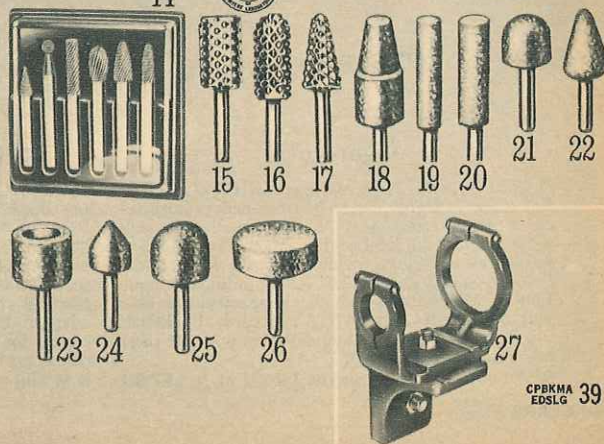
- 15 9 M 64771—Rasp. . . . . 79c
- 15 9 M 64781—File. . . . . 79c
- 16 9 M 64772—Rasp. . . . . 79c
- 16 9 M 64782—File. . . . . 79c
- 17 9 M 64773—Rasp. . . . . 79c
- 17 9 M 64783—File. . . . . 79c

**Mounted Grinding Points.** Aluminum oxide. 1/4-in. steel shafts. Sizes are stone sizes. Wt. 4 oz.

	Cat. No.	Diam.	Lgth.	Price
(18)	9 M 64611	3/8 in.	1 3/4 in.	49c
(19)	9 M 64631	3/8 in.	1 in.	49c
(20)	9 M 6462	1/2 in.	2 in.	49c
(21)	9 M 64591	3/4 in.	1 in.	49c
(22)	9 M 6457	3/4 in.	1 1/2 in.	49c
(23)	9 M 64431	1 in.	1 in.	49c
(24)	9 M 6458	1 1/16 in.	7/8 in.	49c
(25)	9 M 6460	1 in.	1 in.	49c
(26)	9 M 6444	1 1/2 in.	1/2 in.	49c

Set of 9 points listed above. Shipping weight 10 oz.  
9 M 6414. . . . . Set \$2.99

**14** CRAFTSMAN 6-piece High-speed-steel Rotary Cutter Set. Type M2 steel. For wood, plastics, metal (except hardened steel). 1/4-inch shank. One each of sizes listed below. Separate prices total \$9.74.  
9 M 2965—Shipping weight 6 ounces. . . . . Set \$7.99  
**Individual Rotary Cutters.** Same as described in (14) above. Shipping weight 3 ounces.  
3/8-in. Tree-shaped. 1/4-inch Spherical.  
9 M 2970—Pointed. \$1.89 9 M 2967. . . . . \$1.49  
1/4-inch Cylindrical. 3/8-inch Elliptical.  
9 M 2966. . . . . 1.49 9 M 2968. . . . . 1.89  
1/4-inch Conical. 1/4-inch Tree-shaped.  
9 M 2971. . . . . 1.49 9 M 2969—Radius end. 1.49



**\*GUARANTEE:** We will repair at no charge either power tool on this page, should it show defects in materials or workmanship—if returned within one year.


## CRAFTSMAN 3/8-in. Drill..

REG. U.S. PAT. OFF.

Slower speed gives extra power for drilling woods, metals, masonry



**\$27<sup>99</sup>** without bit



**\$9<sup>99</sup>** without bit

### Light-duty 3/8-inch Drill

Develops 1/4 HP... sleeve bearings... split housing design. For general home use. Not designed for use with heavy-duty accessories. Not CRAFTSMAN Die cast aluminum housing. Locking trigger switch; safety release. Double reduction gears. Geared chuck with key. No-load speed 1000 RPM; full-load 880 RPM. 1/16 to 3/8-inch chuck capacity. 9 inches long. 6-foot 3-wire cord. 110-120-volt, 60-cycle AC. UL listed. Guaranteed 90 days (see opposite page for details of guarantee).

9 M 1108—Shipping weight 3 lbs. 12 oz.....\$9.99

### CRAFTSMAN Medium-duty 3/8-inch Drill

Develops 1/4 HP... sleeve bearings... sectional housing. A quality-built 3/8-inch drill designed to handle most accessories and attachments. Pin-type spindle lock. Polished aluminum alloy housing. Locking trigger switch for continuous running; has safety release. Double reduction gears. Key chuck. No-load speed 1200 RPM; full-load 880 RPM. 110-120-volt, 60-cycle AC. 10-ft. 3-wire cord, adapter. UL listed. 8 1/2 inches long. Guaranteed one year (see opposite page for details of guarantee).

9 M 1104—Shipping weight 4 lbs. 10 oz.....\$19.99

Develops 1/4 HP... with ball and sleeve bearings... sectional housing for extra strength. Heavy duty! Many more uses than a 1/4-inch drill because you get slower speed for extra power. No-load speed 1150 RPM; full-load about 880 RPM.

Push-type spindle lock for easy chuck removal. Polished aluminum alloy housing. Locking trigger switch. Double reduction gears. 10-ft. 3-wire cord, adapter. 110-120-volt, 60-c. AC. UL listed. (Industrial Standards). 8 1/2 in. long. Guaranteed one year (see opposite page).

Shipping weight 4 lbs. 10 oz.  
9 M 775.....\$27.99

No Money Down  
on anything  
Sears sells

SEE PAGE 98

## 1/4-inch Electric Drills



**\$7<sup>99</sup>** without bit

### Light-duty

Develops 1/8 HP... sleeve bearings... sectional housing. For work in tight places. Not for heavy-duty accessories and attachments. Aluminum alloy housing with enamel finish. Locking trigger switch with safety release. Single reduction gears. Key chuck. No-load speed about 2250 RPM; full-load about 1300 RPM. 1/16 to 1/4-inch chuck capacity. 110-120-volt, 60-cycle AC only. 6-ft. 3-wire cord. UL listed. 7 3/4 in. long. Guaranteed 90 days (see opposite page for details of guarantee).

9 M 1106—Shipping weight 3 lbs. 7 oz.....\$7.99

**\$14<sup>99</sup>** without bit

### CRAFTSMAN Medium-duty

Develops 1/8 HP... sleeve bearings... sectional housing. Powerful enough to handle most accessories. Pin-type spindle lock. Polished aluminum alloy housing. Locking trigger switch with safety release. Single reduction gears. Key chuck. No-load speed 2400RPM; full-load about 1700RPM. 110-120-volt, 60-cycle AC only. 10-ft. 3-wire cord adapter. UL listed. 7 7/8-in. long. Compactly designed for easy handling. Guaranteed one year (see opposite page for details of guarantee).

9 M 798—Shipping weight 4 lbs. 3 oz...\$14.99

**\$21<sup>99</sup>** without bit

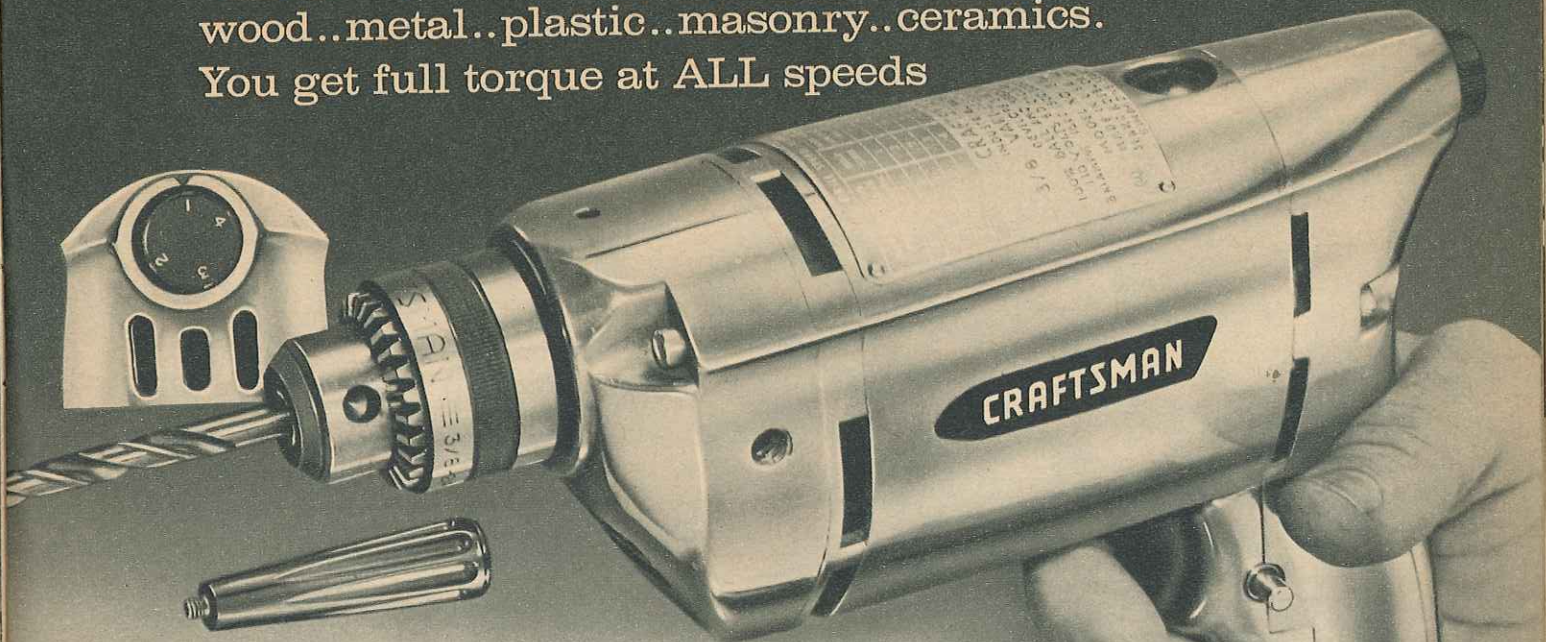
### CRAFTSMAN Heavy-duty

Develops 1/8 HP... with ball and sleeve bearings... sectional housing. Ruggedly built for the professional, as well as the home craftsman. Push-type spindle lock makes it easy to remove chuck for attachments. Double reduction gears. Polished aluminum alloy housing. Locking trigger switch.

No-load speed 1900 RPM; full-load about 1200 RPM. 110-120-volt, 60-cycle AC only. 10-ft. 3-wire cord, adapter. UL listed. (Ind. Stds.) 7 3/8 in. long. Guaranteed one year (see opposite page).

9 M 772—Shipping weight 4 lbs.....\$21.99

Dial the speed that's best for drilling any material—wood..metal..plastic..masonry..ceramics.  
You get full torque at ALL speeds



**CRAFTSMAN** Reserve-Power  $\frac{3}{8}$ -inch  
REG. U. S. PAT. OFF.  
Variable-speed Electric Drill

**\$49<sup>99</sup>**  
without  
bit

Motor develops over  $\frac{3}{8}$  HP . . 100% ball and needle bearings. Don't confuse this drill with those which reduce speed by cutting down power. This has a special silicon-controlled rectifier which automatically feeds in reserve power for heavier loads . . maintains efficient drilling speed.

Dial ANY speed between 1000 and 2500 RPM. Drill bits last longer when you have the right speed for every job. Use the higher speeds for small holes—and for wood, aluminum or other non-ferrous metals. Use the lower speeds for large holes—and for cast iron, steel, etc. Chart on drill gives recommended

speeds for different materials and drill bit sizes.

Heavy duty . . stands up under constant use by professional tradesmen. Double reduction hardened steel gears. Sectional-type housing—polished aluminum alloy. Minimum chuck offset for close-in work. Locking trigger switch with safety release.  $\frac{3}{8}$ -in. chuck with key. Spindle lock. Removable side handle for 2-hand control.  $9\frac{3}{4}$  in. long, 110–120-volt, 60-cycle AC. 10-ft. 3-wire neoprene cord and adapter. UL listed (Industrial Standards). Guaranteed one year (see below). See carrying case below at left.

9 M 1103—Shipping weight 5 lbs. 6 oz. . . . . \$49.99



All Drills on these two pages UL listed



**CRAFTSMAN**  
Carrying Case

Fits any  $\frac{1}{4}$ ,  $\frac{3}{8}$  or  $\frac{1}{2}$ -inch compact drill. Makes drill easy to carry . . helps to protect it from damage. Separate compartment with slide tray gives plenty of space for bits and accessories. Strong steel construction. Baked enamel finish resists rust. Over-all size 10x16x5 inches.

Shpg. wt. 8 lbs. 10 oz.  
9 M 1496 . . . . . \$5.99

**DRILL  
GUARANTEE**

We will repair at no charge any drill on these two pages showing defects in materials or workmanship if returned within the time specified in the catalog description.

**CRAFTSMAN** Reserve-Power  $\frac{3}{8}$ -inch 2-speed Drill  
REG. U. S. PAT. OFF.

1750 RPM. . for  $\frac{1}{4}$ -inch drilling  
800 RPM for  $\frac{3}{8}$ -inch drilling

**\$32<sup>99</sup>**  
without  
bit

You get full torque at both speeds

Motor develops  $\frac{1}{2}$  HP . . ball and sleeve bearings. Has silicon-controlled rectifier, as described for drill above. Power is increased automatically for heavier loads . . maintains efficient drilling speed.

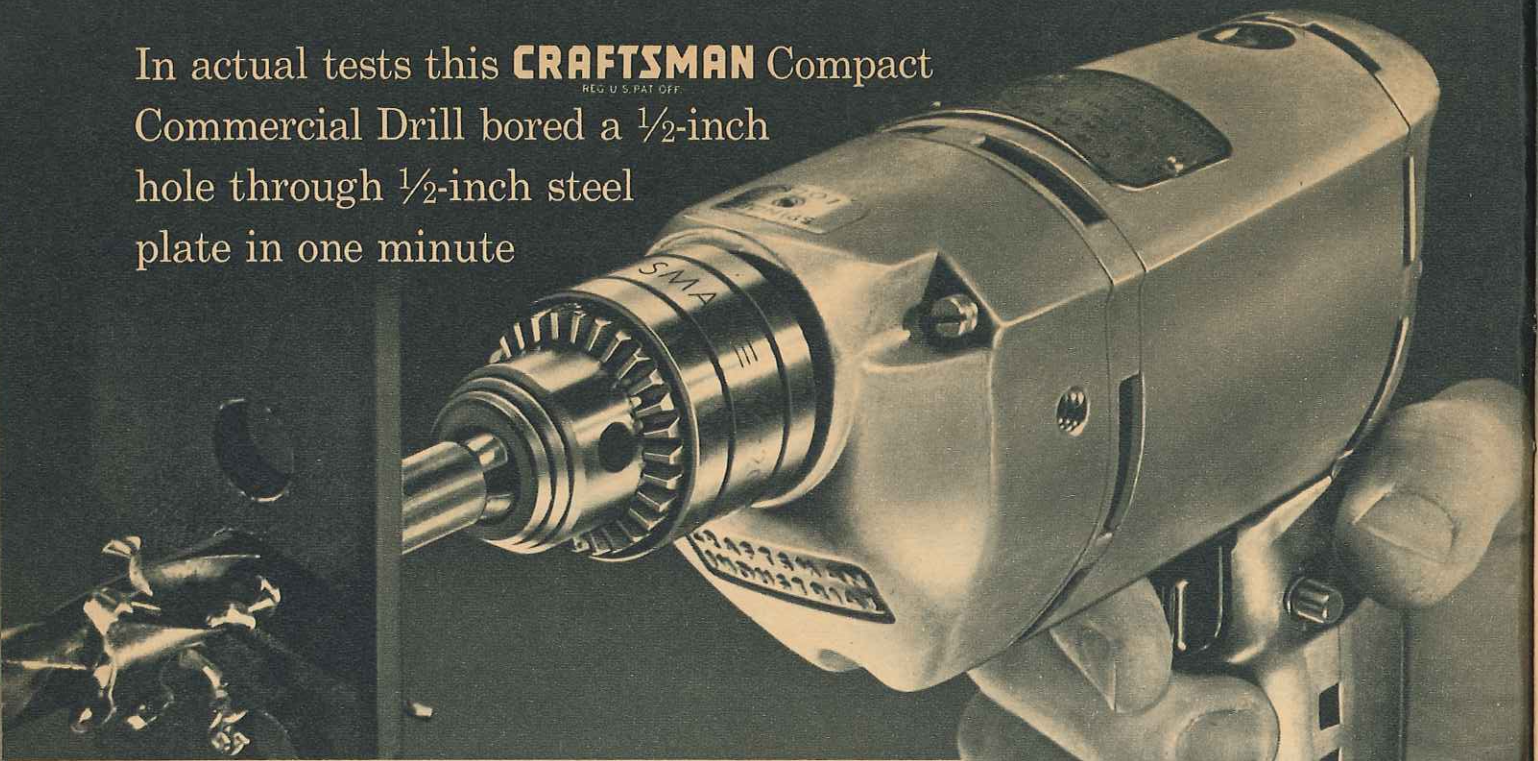
Use 1750 RPM for  $\frac{1}{4}$ -inch drilling—for small holes—for wood, non-ferrous metals. Use 800 RPM for  $\frac{3}{8}$ -inch drilling—for large holes—for cast iron, steel, ceramics, masonry, etc.—even for driving screws.

Push-button spindle lock for easy chuck removal. Polished aluminum alloy sectional housing. Cool plastic handle. Locking trigger switch with safety release. Double reduction gears. Geared chuck with key. With 10-ft. 3-wire cord and adapter. 110–120-volt, 60-cycle AC. UL listed (Industrial Standards). Guaranteed one year (see at left).  $8\frac{1}{2}$  inches long.

9 M 1107—Shpg. wt. 4 lbs. 10 oz. . . \$32.99



In actual tests this **CRAFTSMAN** Compact Commercial Drill bored a 1/2-inch hole through 1/2-inch steel plate in one minute



1/2-inch Drill  
\$ **44.99**  
without bit

1/4-inch Drill  
\$ **34.99**  
without bit

3/8-inch Drill  
\$ **39.99**  
without bit

Develops a full 3/8 HP . . . and weighs only 5 pounds!  
What other drill gives you so much power per pound?

1/2-inch drill. 100% ball and needle bearings. A rugged drill designed to stand up under continuous use. Triple reduction gears for extra torque. No-load speed 500 RPM, full-load about 300 RPM.

Minimum chuck offset for tight places. Double-pole locking trigger switch has safety release. Spindle lock for easy chuck removal when using accessories. Industrial-type heavy-duty key-type chuck with key. Sectional aluminum alloy housing with non-glare satin finish. Removable side-handle for two-hand control mounts on either right or left hand side. Externally accessible motor brushes and side inspection plate. 10 1/4 inches long. UL listed (Industrial Standards). With 10-foot 3-wire neoprene cord and adapter. For 110-120-volt, 25-60-cycle AC-DC. Guaranteed for one year (see below, right). Without bit.

9 M 1102—Shipping weight 5 pounds 6 ounces . . . . . \$44.99

Same 3/8-HP drill in 1/4 and 3/8-inch sizes

1/4 inch Drill. Double reduction gears for steady power. No-load speed 1600 RPM; full-load speed about 1100 RPM. 9 inches long over-all. Meets Fed. Specs. W-D 661b, Type III, Class A. No bit. Guaranteed one year.

9 M 1100—Shipping weight 4 pounds 14 ounces . . . . . \$34.99


3/8 inch drill. Triple reduction gears. No-load speed 825 RPM; full-load about 500 RPM. 10 1/4 in. long. Without bit. 1-yr. guar. (below).

9 M 1101—Shipping weight 5 pounds 2 ounces . . . . . \$39.99

CRAFTSMAN Carrying Case. Fits any 1/4, 5/16, 3/8 or 1/2-inch compact drill. 10x16x5 inches. Steel construction with baked enamel finish.


9 M 1496—Shipping weight 8 pounds 10 ounces . . . . . \$5.99

**GUARANTEE:** We will repair at no charge any drill on these two pages showing defects in materials or workmanship, if returned within the time specified in the catalog description.



35-piece Drill Kit with 3/8-inch Drill \$ **39.99**

With CRAFTSMAN 1/4-HP drill 9 M 775 (on p. 40). Cast aluminum stand. 5 wood bits 1/16 to 1 in. (from Japan). 7 high-speed metal bits 1/16 to 1/4 in. (from Italy). Arbor for grinding wheel, wire brush wheel) with collar, screw. 12 assorted abrasive discs. 7-piece hole saw (from Japan) cuts 1 to 2 1/2-in. diam. 5-in. backup pad and 6-in. lamb's wool bonnet. 3x1/2-in. wire wheel (from W. Germany). 3x1/2-in. grinding wheel. Paint mixer. Screwdriver with bits, Phillips and flat (from Japan). 10x16x5-inch steel case. 99 M 1821C—Shipping weight 18 pounds. . . . . Kit \$39.99




25 piece Drill Kit with 1/4-inch Drill \$ **19.99**

Drill or sand wood; wax and polish; mix paint or varnish. CRAFTSMAN drill 9 M 798 (sold on page 40) . . . motor develops 1/4 HP. Precision sleeve bearings. Polished sectional housing. Key-type chuck. Locking trigger switch. 110-120-v., 60-c. AC. 10-foot 3-wire cord, adapter.

Kit also includes 5 steel bits 3/32 to 1/4-inch (from Italy); 12 (5-inch) sanding discs; rubber backup disc; grinding wheel with arbor; wire brush with arbor (from W. Germany); polishing bonnet; bench stand; paint mixer; 7x11x4 1/4-inch steel case. 9 M 1802—Shipping weight 10 pounds. . . . . Kit \$19.99






Economy 1/2-inch Reversible Drill

**\$27.99** without bit


Motor develops 1/8 HP . . . bronze sleeve bearings. Ball thrust bearing on spindle. Removable top handle. Geared key chuck. Locking trigger switch, safety release. Sectional aluminum housing, painted finish. Double reduction gears. No-load speed 600 RPM. 12 1/2 in. long. 110-120-v., 60-c. AC. 6-ft. 3-wire cord, adapter. UL listed (Industrial Stds.). Guar. 90 days (see facing page).  
9 M 1105—Wt. 7 lbs. 9 oz. . \$27.99



**CRAFTSMAN** 1/2-inch Reversible Drill

**\$34.99** without bit

Motor develops 1/2 HP . . . bronze sleeve bearings. Ball thrust bearing on spindle. Polished finish. All other features same as drill at right. Reversing feature permits you to back out easily . . . just flip the handy switch. 110-120-volt, 60-cycle AC. 10-ft. 3-wire cord with adapter. UL listed (Industrial Standards). Guaranteed for one year (see opposite page for details of guarantee).  
9 M 2586—Wt. 9 lbs. 8 oz. . \$34.99



**CRAFTSMAN** REG. U.S. PAT. OFF. 1/2-in. Reversible Commercial Drill

**\$48.99** without case or bit

Just flip reversing switch to back out if bit gets stuck in problem material

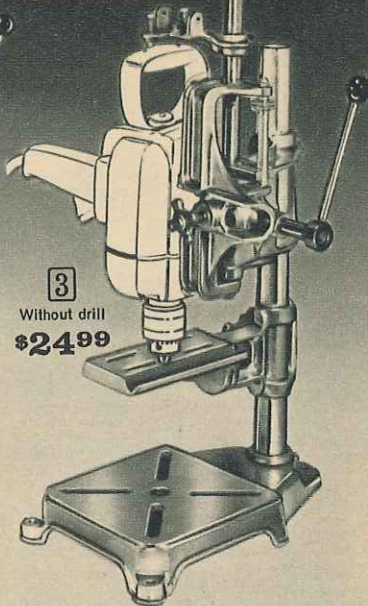
Motor develops 3/4 HP . . . 100% ball and needle bearings. Built for continuous use. The power you need for boring into steel and concrete. Sectional aluminum housing, non-glare satin finish. Geared key chuck with key. Double reduction gears. Locking double-pole switch, safety release. Spade-grip handle rotates 90°. Removable top and spade-grip handles. No-load speed 575 RPM. Length 13 in. (10 in. with handle removed). 110-120-volt, 25-60-cycle AC-DC, 10-foot 3-wire cord and adapter. UL listed (Industrial Standards). Guaranteed one year (see opposite page).  
9 M 778—Shipping weight 9 pounds 10 ounces . . . \$48.99

Steel Carrying Cases. 8x13x12 inches. Shipping weight 11 pounds.  
9 M 1471—For drills 9 M 778 and 9 M 2586 . . . \$5.99  
9 M 1499—For drill 9 M 1105 . . . 5.99


**Drill Stands**



**1** \$12.99 without drill



**3** Without drill \$24.99



**2** \$2.19

- 1** CRAFTSMAN 2-position Drill Stand for 1/4 and 3/8-inch drills. Universal mounting bracket fits all Sears 1/4-inch and 3/8-inch electric drills (fits most other makes, too). Can be used vertically to drill or horizontally with guard to wire-brush, grind, polish, etc. Tilt table for angle drilling. Locking depth gauge has 0 to 3-inch depth range. 4 1/2-inch throat depth. 1-inch diameter tubular column, 18 inches high. 6x6-inch cast aluminum base.  
9 M 25926—Shipping weight 9 pounds . . . \$12.99
- 2** CRAFTSMAN Bench Stand for 1/4 and 3/8-inch drills. Cast aluminum. Converts drill to bench tool for wire brushing, sharpening, sanding, etc. Protective wheel guard. Width, 3 in.; length, 3 in.; height, 8 in.  
9 M 2591—Shipping weight 1 pound 4 ounces . . . \$2.19
- 3** CRAFTSMAN Heavy-duty Drill Stand for 1/2-inch drills. Changes your drill into a 1/2-inch drill press. Fits drills which use 1/2 or 3/4-inch pipe for top handle. Adjustable rack and pinion depth control; 6-in. throat. Sturdy 7 1/2 x 7 1/2-inch cast aluminum base. Tilt table for angle drilling. Heavy-wall steel column. 27 inches high.  
99 M 25986C—Shipping weight 18 pounds . . . \$24.99

**CRAFTSMAN** REG. U.S. PAT. OFF. 3/4-inch Reversible Commercial Drill

Reversing feature lets you back out easily . . . just flip the switch and you're out




**\$109.99** without bit

Motor develops over 1 HP . . . 100% ball and needle bearings. Built for continuous heavy duty work in shop or factory. Excellent for heavy construction, installation trades, etc. Triple reduction gears for extra torque. Geared industrial key chuck; key stores in rear handle. Double-pole switch locks for continuous operation; has safety release. Top and rear handles removable. Rigid sectional aluminum housing; non-glare satin finish. No-load speed 300 RPM; full-load speed about 175 RPM. 19 in. long. 10-ft. 3-wire cord, adapter. 110-120-volt, 25-60-cycle AC-DC. UL listed (Industrial Standards). Guaranteed 1 year (see opposite page for details).  
Shipping weight 23 pounds.  
99 M 25872K . . . \$109.99

No Money Down on anything Sears sells

SEE PAGE 98 FOR DETAILS



**CRAFTSMAN**  
REG. U.S. PAT. OFF.  
**High-speed Drills**

All CRAFTSMAN high-speed drills (1) through (6) are precision-ground for use with power-driven tools on wood or metal. Black oxide coating acts as a coolant to lengthen life of drill.

Exceed Federal Specifications GGG-C-751 b. (1) through (5) are jobber-length (see length in table of individual high-speed drills at right below).

**1** Drill Set in Metal Folding Case. Drills raise with lid. 29 fractional drills. Sizes  $\frac{1}{16}$  to  $\frac{1}{2}$ -inch by 64ths of an inch. 9 M 6705—Wt. 3 lbs. 11 oz. . . . Set \$27.99

**2** Drill Sets in Metal Case. Drills raise with lid.  
21-piece Set,  $\frac{1}{16}$  to  $\frac{3}{8}$ -in. by 64ths. 9 M 6719—Shpg. wt. 2 lbs. . . . Set \$12.99

15-piece Set (not shown). Sizes  $\frac{1}{16}$  to  $\frac{1}{2}$ -inch by 32nds. 9 M 6720—Shpg. wt. 2 lbs. 6 oz. . . . Set \$14.99

60 Wire-gauge Drills, Sizes 1 to 60. Case. 9 M 6708—Shpg. wt. 1 lb. 4 oz. . . . Set \$18.99

**3** 17-pc. Drill Set in Plastic Case. Sizes:  $\frac{1}{16}$ ,  $\frac{1}{8}$ ,  $\frac{3}{16}$ ,  $\frac{1}{4}$ ,  $\frac{5}{16}$ ,  $\frac{3}{8}$ ,  $\frac{7}{16}$ ,  $\frac{1}{2}$ ,  $\frac{5}{8}$ ,  $\frac{3}{4}$ ,  $\frac{7}{8}$ ,  $1\frac{1}{8}$ ,  $1\frac{1}{4}$ ,  $1\frac{3}{8}$ ,  $1\frac{1}{2}$ ,  $1\frac{3}{4}$ ,  $1\frac{7}{8}$ ,  $2$ . 4 largest sizes have  $\frac{1}{2}$ -in. shanks. 9 M 6711—Shpg. wt. 1 lb. 1 oz. . . . Set \$10.99

**4** 13-pc. Drill Set in Plastic Case. Contains the following sizes:  $\frac{1}{16}$ ,  $\frac{1}{8}$ ,  $\frac{3}{16}$ ,  $\frac{1}{4}$ ,  $\frac{5}{16}$ ,  $\frac{3}{8}$ ,  $\frac{7}{16}$ ,  $\frac{1}{2}$ ,  $\frac{5}{8}$ ,  $\frac{3}{4}$ ,  $\frac{7}{8}$ ,  $1\frac{1}{8}$ ,  $1\frac{1}{4}$ . 9 M 6639—Shpg. wt. 12 oz. . . . Set \$5.29

10-piece Drill Set (not shown). Sizes:  $\frac{1}{16}$ ,  $\frac{1}{8}$ ,  $\frac{3}{16}$ ,  $\frac{1}{4}$ ,  $\frac{5}{16}$ ,  $\frac{3}{8}$ ,  $\frac{7}{16}$ ,  $\frac{1}{2}$ ,  $\frac{5}{8}$ ,  $\frac{3}{4}$ . Comes in plastic case. 9 M 6638—Shpg. wt. 10 oz. . . . Set \$3.79

7-piece Drill Set (not shown). Sizes:  $\frac{1}{16}$ ,  $\frac{1}{8}$ ,  $\frac{3}{16}$ ,  $\frac{1}{4}$ ,  $\frac{5}{16}$ ,  $\frac{3}{8}$ ,  $\frac{7}{16}$ . Comes in protective plastic case. 9 M 6637—Shpg. wt. 10 oz. . . . Set \$2.99

**5** 4-pc. Short-length Drill Set. For drilling shallow holes  $\frac{1}{16}$ ,  $\frac{3}{16}$ ,  $\frac{1}{4}$ ,  $\frac{5}{16}$  in.  $\frac{1}{2}$ -in. round shanks. Lengths  $2\frac{1}{2}$  to  $3\frac{3}{4}$  in. In plastic case. 9 M 67184—Shpg. wt. 11 oz. . . . Set \$5.79

Individual Short-length Drills. Case not included.  
9 M 66364— $\frac{5}{16}$ -in. Shpg. wt. 2 oz. . . . \$1.09  
9 M 66365— $\frac{3}{8}$ -in. Shpg. wt. 2 oz. . . . 1.49  
9 M 66366— $\frac{7}{16}$ -in. Shpg. wt. 3 oz. . . . 1.99  
9 M 66367— $\frac{1}{2}$ -in. Shpg. wt. 3 oz. . . . 2.49

Large-diameter Drills (not shown). Turned-down shanks fit  $\frac{1}{2}$ -in. electric drills.  
9 M 67151— $\frac{3}{8}$ -in. Shpg. wt. 6 oz. . . . \$5.99  
9 M 67152— $\frac{1}{2}$ -in. Shpg. wt. 9 oz. . . . 7.69

**6** Individual Drills. The same professional-quality as high-speed drills in sets described at left and above.

Catalog Number	Diam. inches	Length inches	Shpg. wt. ea.	Each
9 M 66901	$\frac{1}{16}$	1 7/8	1 oz.	25c
9 M 66902	$\frac{5}{64}$	2	1 oz.	25c
9 M 66903	$\frac{3}{32}$	2 1/4	1 oz.	29c
9 M 66904	$\frac{7}{64}$	2 3/8	1 oz.	29c
9 M 66905	$\frac{1}{8}$	2 1/2	1 oz.	39c
9 M 66906	$\frac{9}{64}$	2 7/8	1 oz.	39c
9 M 66907	$\frac{5}{32}$	3 1/8	1 oz.	39c
9 M 66908	$\frac{11}{64}$	3 1/4	1 oz.	49c
9 M 66909	$\frac{3}{16}$	3 1/2	1 oz.	49c
9 M 66911	$\frac{13}{64}$	3 3/8	1 oz.	59c
9 M 66912	$\frac{7}{32}$	3 3/4	1 oz.	59c
9 M 66913	$\frac{15}{64}$	3 7/8	1 oz.	69c
9 M 66914	$\frac{1}{4}$	4	2 oz.	69c
9 M 66915	$\frac{17}{64}$	4 1/8	2 oz.	79c
9 M 66916	$\frac{9}{32}$	4 1/4	2 oz.	89c
9 M 66917	$\frac{5}{16}$	4 1/2	2 oz.	99c
9 M 66918	$\frac{21}{64}$	4 3/8	2 oz.	\$1.09
9 M 66919	$\frac{11}{32}$	4 3/4	3 oz.	1.19
9 M 66921	$\frac{3}{8}$	5	3 oz.	1.49
9 M 66922	$\frac{25}{64}$	5 1/8	3 oz.	1.69
9 M 66923	$\frac{13}{32}$	5 1/4	3 oz.	1.79
9 M 66925	$\frac{7}{16}$	5 1/2	4 oz.	1.89
9 M 66926	$\frac{29}{64}$	5 3/8	4 oz.	2.19
9 M 66928	$\frac{1}{2}$	6	5 oz.	2.49

**Economical Home Utility High-speed Drill Sets**

NOT CRAFTSMAN. Use with power-driven tools—for wood or metal. All are jobber-length (see lengths in Individual Drill table at right above). Made in Italy.

29-piece Drill Set (not shown). 29 fractional sizes  $\frac{1}{16}$  to  $\frac{1}{2}$ -in. by 64ths of an inch.  $\frac{3}{16}$ -in. size and over have turned-down  $\frac{1}{2}$ -in. shanks to fit  $\frac{1}{2}$ -in. drills. Come in protective plastic case. 9 M 6710—Wt. 2 lbs. 3 oz. . . . Set \$21.99

14-piece Drill Set (not shown). Sizes:  $\frac{1}{16}$ ,  $\frac{1}{8}$ ,  $\frac{3}{16}$ ,  $\frac{1}{4}$ ,  $\frac{5}{16}$ ,  $\frac{3}{8}$ ,  $\frac{7}{16}$ ,  $\frac{1}{2}$ ,  $\frac{5}{8}$ ,  $\frac{3}{4}$ ,  $\frac{7}{8}$ ,  $1\frac{1}{8}$ ,  $1\frac{1}{4}$ ,  $1\frac{3}{8}$ ,  $1\frac{1}{2}$ . Four largest sizes have  $\frac{1}{2}$ -in. turned-down shanks to fit  $\frac{1}{2}$ -in. drill. Plastic case. 9 M 6712—Shpg. wt. 14 oz. . . . Set \$7.19

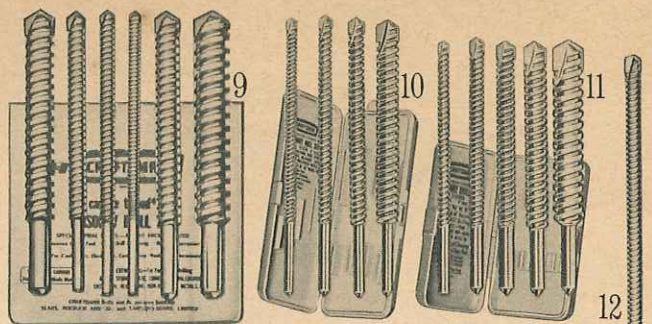
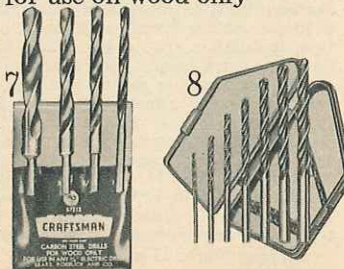
10-piece Drill Set (not shown). Sizes:  $\frac{1}{16}$ ,  $\frac{1}{8}$ ,  $\frac{3}{16}$ ,  $\frac{1}{4}$ ,  $\frac{5}{16}$ ,  $\frac{3}{8}$ ,  $\frac{7}{16}$ ,  $\frac{1}{2}$ ,  $\frac{5}{8}$ ,  $\frac{3}{4}$ . In handy plastic case. 9 M 67189—Shpg. wt. 8 oz. . . . Set \$2.59

**Carbon-steel Drills for use on wood only**

**7** CRAFTSMAN 4-pc. Drill Set.  $\frac{1}{4}$ -in. shank. Sizes:  $\frac{1}{8}$ ,  $\frac{3}{16}$ ,  $\frac{1}{4}$ ,  $\frac{5}{16}$ . All sizes 5 in. long. Plastic pouch. 9 M 67212—Shpg. wt. 7 oz. . . . Set \$2.49

**8** Home Utility 7-pc. Drill Set. Sizes:  $\frac{1}{16}$ ,  $\frac{1}{8}$ ,  $\frac{3}{16}$ ,  $\frac{1}{4}$ ,  $\frac{5}{16}$ ,  $\frac{3}{8}$ ,  $\frac{7}{16}$ . Jobber lengths (see drill table at right above). Plastic case. Made in Italy. 9 M 6713—Shpg. wt. 7 oz. . . . Set \$1.19

Home Utility 10-pc. Drill Set (not shown). Sizes  $\frac{1}{16}$ ,  $\frac{1}{8}$ ,  $\frac{3}{16}$ ,  $\frac{1}{4}$ ,  $\frac{5}{16}$ ,  $\frac{3}{8}$ ,  $\frac{7}{16}$ ,  $\frac{1}{2}$ ,  $\frac{5}{8}$ ,  $\frac{3}{4}$ ,  $\frac{7}{8}$ . Jobber lengths (see drill table at right above). In convenient plastic case. Made in Italy. 9 M 6714—Shpg. wt. 9 oz. . . . Set \$1.39



**CRAFTSMAN Masonry Drills in 3 lengths**

Tips are tungsten-carbide . . . one of the hardest of all man-made metals. Cut much faster than star drills. All have screw-type flutes that clean holes as you drill.

**9** 6-pc. Set. One each, 6-inch length, in sizes  $\frac{1}{4}$  x  $\frac{1}{4}$ ,  $\frac{5}{16}$  x  $\frac{1}{4}$ ,  $\frac{3}{8}$  x  $\frac{1}{4}$ ,  $\frac{1}{2}$  x  $\frac{1}{4}$ ,  $\frac{5}{8}$  x  $\frac{1}{4}$ ,  $\frac{3}{4}$  x  $\frac{1}{4}$ . Comes in convenient plastic pouch. Fit  $\frac{1}{2}$ -in., larger drills. Shipping weight 2 lbs. 1 oz. 9 M 6733—Set \$8.99

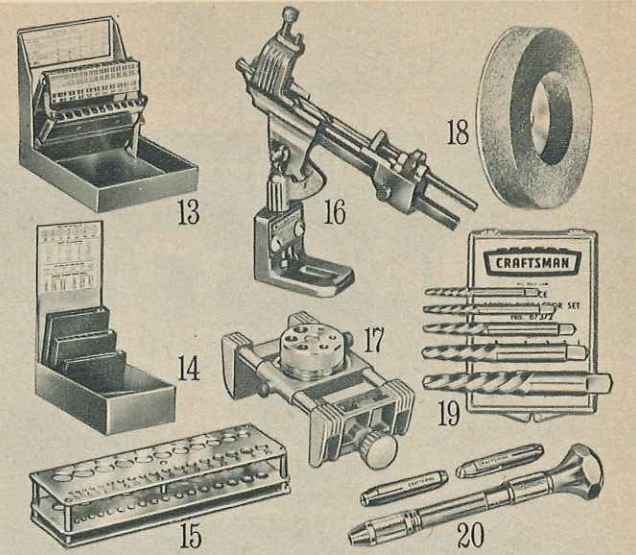
**10** 4-pc. Set. One each, 6-inch length, in sizes  $\frac{1}{4}$  x  $\frac{1}{4}$ ,  $\frac{5}{16}$  x  $\frac{1}{4}$ ,  $\frac{3}{8}$  x  $\frac{1}{4}$ ,  $\frac{1}{2}$  x  $\frac{1}{4}$ . Round shanks fit  $\frac{1}{2}$ -in. and larger electric hand drills. In convenient plastic case. 9 M 6734—Wt. 12 oz. . . . Set \$4.19

**11** 5-pc. Set. One each, 4-inch length, in sizes  $\frac{1}{8}$ ,  $\frac{1}{4}$ ,  $\frac{3}{8}$ ,  $\frac{1}{2}$  inch. Plated to resist rust. Fit  $\frac{1}{2}$ -inch or larger electric hand drills. In plastic case. 9 M 67095—Wt. 10 oz. . . . Set \$4.19

Individual Sizes. In plastic pouches.

Catalog Number	Size in.	Shank in.	lgth. in.	Wt. oz.	Each
9M67320	$\frac{3}{16}$	$\frac{1}{4}$	4	2	89c
9M67328	$\frac{1}{4}$	$\frac{1}{4}$	4	2	99c
9M67321	$\frac{1}{4}$	$\frac{1}{4}$	6	3	99c
9M67322	$\frac{5}{16}$	$\frac{1}{4}$	6	4	\$1.09
9M67323	$\frac{3}{8}$	$\frac{1}{4}$	6	5	1.19
9M67324	$\frac{1}{2}$	$\frac{1}{4}$	6	6	1.39
9M67325	$\frac{5}{8}$	$\frac{3}{8}$	6	6	1.39
9M67326	$\frac{3}{4}$	$\frac{3}{8}$	6	9	2.39
9M67327	$\frac{3}{4}$	$\frac{1}{2}$	6	11	2.99

**12** Extra length Carbide-tip Drills. 12 12 in. long;  $\frac{1}{4}$ -in. shanks. Drill through 11-inch foundation. 9M67350—Size  $\frac{1}{4}$ -in. Wt. 5 oz. \$1.89  
9M67351—Size  $\frac{5}{16}$ -in. Wt. 6 oz. 2.09  
9M67352—Size  $\frac{3}{8}$ -in. Wt. 7 oz. 2.49  
9M67353—Size  $\frac{1}{2}$ -in. Wt. 12 oz. 2.69



**13** CRAFTSMAN All-steel Drill Case. Keeps drills protected . . . easy to find. Lift cover, drills rise for easy selection. Close cover . . . they're protected. Silver-luster top . . . black enamel bottom. Sizes and decimal equivalents are shown clearly for easy reading. Tap drill table. For 29 drills  $\frac{1}{16}$  to  $\frac{1}{2}$ -in. by 64ths. 9 M 6678—Shpg. wt. 3 lbs. . . . \$4.29

**14** Steel Drill Case. For jobber-length drills. Lift lid to put drills in position for easy removal and insertion. Sizes by 64ths; decimal equivalents also marked. Tables inside lid. Gray baked enamel finish. Conforms to Fed. Specs. GGG-c-116b. For 29-pc. set,  $\frac{1}{16}$  to  $\frac{1}{2}$ -in. 9 M 66852—Wt. 1 lb. 6 oz. . . . \$2.29

**15** Aluminum Drill Stand. 3 plates. 6x2 1/4 in. 5 rivets, spacers. Drill sizes marked. Holds up to 29 drills, sizes  $\frac{1}{16}$  to  $\frac{1}{2}$ -in. by 64ths. 9 M 6693—Shpg. wt. 6 oz. . . . 79c

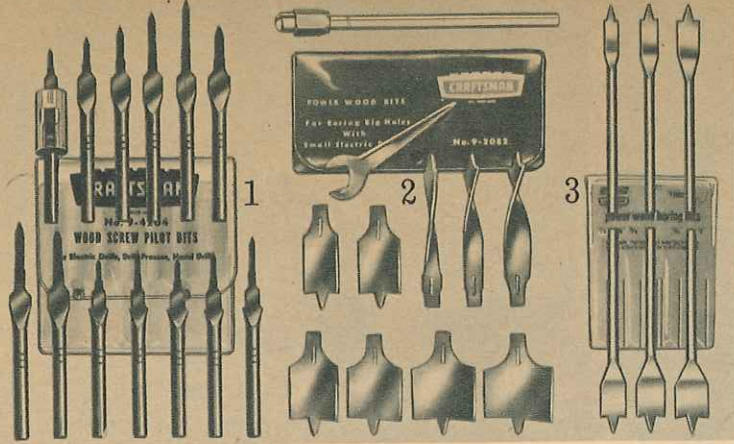
**16** CRAFTSMAN Drill Grinding Attachment. Use with 9 M 6429 wheel (18) below. Positive angle adjustment for all popular drills. Precision built with rustproof aluminum frame. Resharpen twist drill sizes:  $\frac{1}{16}$  to  $\frac{3}{4}$ -in.; No. 1 to No. 30; A to Z; 3 to 19mm. 9 M 6677—Wt. 2 lbs. 8 oz. . . . \$6.19

**17** CRAFTSMAN Doweling Jig. Holes for  $\frac{3}{16}$ ,  $\frac{1}{4}$ ,  $\frac{5}{16}$ ,  $\frac{3}{8}$ ,  $\frac{1}{2}$ ,  $\frac{5}{8}$ ,  $\frac{3}{4}$ ,  $1\frac{1}{8}$ ,  $1\frac{1}{4}$ ,  $1\frac{3}{8}$ ,  $1\frac{1}{2}$ ,  $1\frac{3}{4}$ ,  $1\frac{7}{8}$ ,  $2$  in. drills. Revolving turret. Carriage adjusts for positive locating. Capacity up to 4 in. Cast aluminum alloy frame. 6 1/2 x 3 1/2 x 2 1/4 in. 9 M 4186—Shpg. wt. 3 lbs. . . . \$6.29

**18** Aluminum Oxide Grinding Wheel. Steel reinforced. 6x1 x 3/4-inch hole, 3-inch grinding surface on each side. 9 M 6429—Wt. 4 lbs. 2 oz. . . . \$5.19

**19** CRAFTSMAN 5-pc. Screw Extractor Set. Sq. shanks: Nos. 1, 2, 3, 4, 5 screw extractors. Rugged tool steel. Plastic case, drill size data. Will fit tap wrenches 9M4065 and 9M4067 on page 83. 9 M 67372—Wt. 6 oz. . . . Set \$2.49

**20** CRAFTSMAN Swivel-head Pin Vise. Holds drills, taps, files, etc. Knurled handle. With 2 double reversible chucks: 0 to .125 in.; 0 to 3.2 mm. 9 M 40682—Shpg. wt. 4 oz. . . . \$1.19



## Electric Drill Accessories

**1 CRAFTSMAN Wood-screw Pilot Bits.** To counter-sink and counterbore. Bit stop adjusts to 3 depths. Brad points for no-jump starts.

**13-piece Set.** Screw sizes: 4, 5 (1/8, 5/8, 3/4 inch long); 6, 7 (3/8, 1/2, 1 inch); 8, 9, (3/4, 1, 1 1/4, 1 1/2 inches); 10, 12 (1 1/4, 1 1/2 inches).

9 M 4204—Shipping weight 1 lb. . . . . Set \$4.29

**5-piece Set.** Sizes 4—5 x 5/8 in.; 6—7 x 3/4 in.; 8—9 x 1 in.; 8—9 x 1 1/4 in.; 10—12 x 1 1/2 in.

9 M 4203—Shipping weight 8 oz. . . . . Set \$1.79


**2 CRAFTSMAN 10-piece Interchangeable Wood Bit Set.** Includes 9 cutters; 1 shank for wood and plastic. No-jump start—brad points. Fits 1/4-inch or larger, drill or drill press. Sizes 1/4, 3/8, 1/2, 5/8, 3/4, 7/8, 1, 1 1/8, 1 1/4 inch.

9 M 2082—Shipping weight 9 oz. . . . . Set \$3.29

**3 CRAFTSMAN Power Wood Boring Bits.** 6 1/2 inches long. Hardened alloy steel; brad points for no-jump starts.

Set of 6, 1 of each size to 1 in. For 1/4-in. drill or larger. Wt. 12 oz. 9 M 2092 . . . . . Set \$3.99

Individual Power Boring Bits			
Cat. No.	Size	Wt.	Each
9 M 2093	3/8 in.	2 oz.	79c
9 M 2094	1/2 in.	2 oz.	79c
9 M 2095	5/8 in.	3 oz.	79c
9 M 2096	3/4 in.	3 oz.	79c
9 M 2097	7/8 in.	3 oz.	79c
9 M 2098	1 in.	3 oz.	79c
9 M 20982	1 1/8 in.	4 oz.	79c
9 M 20983	1 1/4 in.	5 oz.	79c



## CRAFTSMAN Speed Reducer Kits

REG. U.S. PAT. OFF.

**Speed Reducer with complete set of attachments.** All you need to use your electric drill as a reversible screwdriver, nut runner, tapper, etc. Fits spindle or chuck on 1/4, 3/8, 1/2-in. drills. Includes speed reducer (7 to 1 speed reduction, 2-piece aluminum housing); wrench pin; 1/2-in. chuck with key; square drive adapter; nine 1/4-in. drive sockets (two 8-point—1/4, 5/16-in. and seven 6-point—7/32 to 7/16-in.); three Phillips bits (sizes 1, 2, and 3); two standard screwdriver bits; screw-finding bit. In compact 8x4 1/2 x 3 1/2-inch steel case.

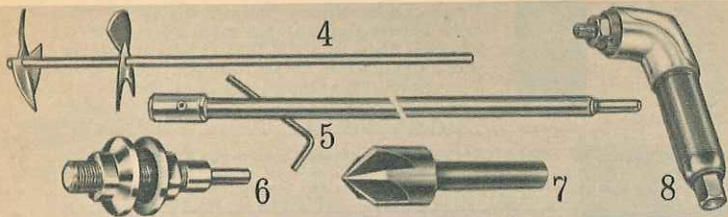
9 M 25654—Shipping weight 6 pounds 2 ounces. . . . . Kit \$24.99

**Speed Reducer with basic attachments.** Kit includes: speed reducer (same as above) for 1/4, 3/8, 1/2-in. electric drills; wrench pin; screwdriver bit; No. 2 Phillips screwdriver bit; drive adapter for use with 1/4-in. square drive sockets. Takes 1/2-in. chuck No. 9M2142 sold on page 23.

9 M 25656—Shipping weight 1 pound 15 ounces. . . . . Kit \$12.99

**3 Phillips-type Replacement Bits.** (Sizes 1, 2, 3.)  
9 M 4189—Shipping weight 5 ounces. . . . . Set 1.99

**3 Regular-slot Replacement Bits.** (1/4, 3/8, 1/2-in.)  
9 M 4199—Shipping weight 6 ounces. . . . . Set 1.89



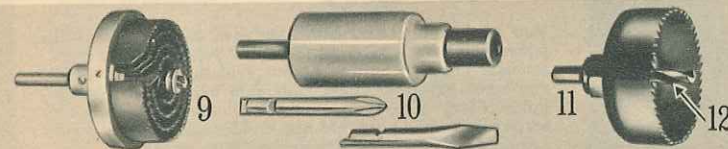
**4 Paint Mixer.** Fast, no-splash action. "Fan-blades" keep paint in can. For use with electric or hand drills. 1/4-inch shank. Length 11 inches. Shipping weight 7 ounces.  
9 M 25683 . . . . . \$1.59

**5 12-inch Power Bit Extension.** 5/8 inch at socket end. For use with 9M2082, 9M2092 sets above. Set-screw wrench included. Shipping weight 10 ounces.  
9 M 2090 . . . . . \$1.39

**6 CRAFTSMAN Arbors.** Hold grinding, wire wheels. 1/2x20-thread shaft. Flange 1 1/4 inches.  
9 M 2594—1/4-in. shank. Wt. 8 oz. . . . . 89c  
9 M 2590—1/2-in. shank. Wt. 15 oz. \$1.49

**7 CRAFTSMAN High-speed Countersink Bit.** Cuts wood, metal. For drill press, drills. 5 flutes, 82° angle. 1/2-in. diam. 1/4-in. shank.  
9 M 6716—Shipping wt. 3 oz. . . . . \$1.49

**8 CRAFTSMAN Angle-drill Head.** Fits 1/4 and 3/8-inch electric drills.  
9 M 1850—Shpg. wt. 1 lb. 10 oz. . . . \$4.99



### Change drill to Screwdriver or 7-in-1 Hole Saw

**9 7-in-1 Hole Saw Attachment.** Cut 1 to 2 1/2-inch diameter holes in wood, Masonite Presdwood®, wallboard, plastic. 1/4-inch shank fits all 1/4 and 3/8-inch drills. Rugged tempered steel parts. 7 round-hole saw blades (1 to 2 1/2-in. diam.); 1/4-in. pilot bit of carbon steel has spring ejector. From Japan.  
9 M 2567—Shpg. wt. 11 oz. . . . . 99c

**10 Screwdriver Attachment.** Made to fit all 1/4 and 3/8-inch drills. Includes one flat and one Phillips driver bit. Drives wood screws quickly, tightens slotted-head bolts and nuts. From Japan.  
9 M 2569—Shpg. wt. 1 lb. . . . . 99c

### Convert drill to Hole Saw

**11 Hole-saw Attachments.** Made of heat-treated steel. Use for sawing metal, wood, plastics or wallboard.

Also use for plumbing and electrical installation; drill doors for locksets. Use with mandrels below.

Catalog Number	Size	Shipping weight	Price
9 M 25780	3/4 inch	4 ounces	89c
9 M 25781	1 inch	4 ounces	89c
9 M 25782	1 1/4 inch	4 ounces	99c
9 M 25783	1 1/2 inch	5 ounces	99c
9 M 25784	1 3/4 inch	5 ounces	99c
9 M 25786	1 7/8 inch	5 ounces	\$1.09
9 M 25787	2 inch	6 ounces	1.19
9 M 25788	2 1/4 inch	6 ounces	1.19
9 M 25789	2 1/2 inch	6 ounces	1.29

**12 Mandrels for hole saw attachments.** Size 1. For 3/4 to 1 1/2-inch diameter saws; 1/4-inch shank.  
9 M 25620—Shpg. wt. 5 oz. . . . \$2.19

Size 2. For 1 1/4 to 2 1/2-inch diameter saws; 5/16-inch shank.  
9 M 25621—Shpg. wt. 6 oz. . . . \$2.59

## Attachments to give your CRAFTSMAN drill extra uses

REG. U.S. PAT. OFF.

### Buffer-Sander-Polisher

**13 \$5.99**

**13 11-pc. Set.** Angle drive gives 2 speeds; low, for polishing, buffing; high, for sanding. Thread on 3/8x24 spindle or use adapter to fit in drill chuck. Side handle. Angle head. Speed adapter. With 5-in. rubber backup disc, lamb's wool polishing bonnet, 6 asstd. sandpaper discs. Wt. 2 lbs. 2 oz.  
9 M 2629 . . . . . Set \$5.99



### CRAFTSMAN Hedge Trimmer

**14 \$9.99**


**14 Fits 1/4-inch or 3/8-inch drills.** 4 contact points on blade for clean cut. Chrome-alloy-steel sickle blade cuts 10 1/2-in. wide swath; 5/16-in. twig openings. Handle mounts right or left for better control and greater safety. Shipping weight 3 pounds.  
9 M 2627 . . . . . \$9.99



### Circular Saw Attachment

**15 \$6.99**

**15 Designed to fit all 1/4-in. or 3/8-in. electric drills** shown on pages 40-42, except model 9M1108. Rigid cast aluminum housing. 5 1/2-inch blade mounts to arbor on drill chuck. Ideal for 2x4's; base tilts to 45° for accurate bevel cuts. Shipping wt. 3 lbs. 6 oz.  
9 M 2630 . . . . . \$6.99



Kromedge 5 1/2-in. chisel-tooth combination blade rips, crosscuts. 1/2-in. hole; for 9M2630 above. Shipping weight 8 ounces.  
9 M 32403 . . . . . \$1.69

## NO MONEY DOWN ON SEARS EASY TERMS

Make your workshop complete. It's easy to have all the drilling tools and accessories you need. See page 98 for all the details.

# CRAFTSMAN Commercial REG. U.S. PAT. OFF. Air-impact Wrench



Delivers 160 foot-pounds of torque . . . that *extra power* you need for freeing those hard-to-loosen nuts, bolts and lugs

Wrench only **\$119<sup>00</sup>**

Cut time needed to drive, remove bolts, nuts, screws, etc. *up to 90% with air power!* For automotive, boat shops, industrial plants . . . on farms. Trigger has built-in, adjustable stop . . . choose right torque for job, 20 to 160 ft.-lbs. Use 1/2-in. square drive sockets. Average air consumption 4 CFM at 90 PSI. Air-inlet pipe 1/4-in. diam. Recommended air-hose, 3/8-in. 6 1/2 in. long. Rigid one-piece housing . . . streamlined for close-quarters jobs.

Complete Kit **\$170<sup>00</sup>**

Air Wrench only. (See facing page for stud driver and other accessories.)  
9 M 1888—Shpg. wt. 6 lbs. 9 oz. . . \$119.00  
Air Wrench Kit. Tool with angle-head attachment; 8 impact sockets (1/16 to 1/2-in.); leather tool cover; metal carrying case.  
99 M 18882K—Shpg. wt. 22 lbs. Kit \$170.00  
Angle-head Attachment. For tight spots.  
9 M 18885—Shpg. wt. 3 lbs. 2 oz. . . \$39.99  
Protective Leather Cover for tool.  
9 M 18887—Shipping weight 5 oz. . . \$1.29



**CRAFTSMAN**  
REG. U.S. PAT. OFF.  
**Commercial**  
**Air-impact Wrench**  
Delivers 210-ft.-lbs. torque

**\$229<sup>00</sup>**

Larger, heavier and more powerful than wrench at left designed for long, continuous service. *Ideal for tire replacement and tire rotation in auto or truck shops.*

Set the trigger to adjust power for any lug size. Uses 1/2-inch square drive sockets (not included). Average air consumption 4 1/2 CFM at 90 PSI. 9 3/4-inch long over-all. Air inlet pipe size 1/4-inch. Recommended minimum hose size 3/8-inch diameter. Extended spindle for using double-end socket (9 M 4410) below. See facing page for other accessories.  
9 M 1887—Shipping weight 11 pounds. . . . . \$229.00

### Double-end Reversible Socket



Two socket sizes in one. Use with any 1/2-in. square drive impact tool that has extended spindle (as 9 M 1887 above and 9 M 1888 at left) or with impact extension bar on short-spindle tools. 3/4-in., 6-pt. opening at one end; 1 1/16-in., 6-pt. at other end.  
9 M 4410—Shipping weight 9 ounces. . . . . \$1.69

**GUARANTEE:** We will repair at no charge any tool on this page if it shows any defect in material or workmanship and is returned within one year from date of purchase.

# CRAFTSMAN Commercial Air-impact Hammer

Powerful enough to cut heavy metal mufflers



### Air-Impact Hammer Accessories

- (1) Rivet Cutter
- (2) Pipe, Panel Cutter
- (3) Pin Punch
- (4) Retainer Attachment
- (5) 3/4-in. Cold Chisel
- (6) Straight Punch
- (7) Muffler Splitter

### COMPLETE KIT

Hammer, attachments (1)-(7) and case

**\$69<sup>99</sup>**



Use to cut, rip, shear, scrape, peen, punch and drive

**\$49<sup>99</sup>** with retainer attachments (4), without other accessories or case

You can cut into light-gauge metal or operate it at full power on tough jobs. *Split rusted tail pipe from muffler in seconds.* Trigger's built-in power regulator controls speed and force of stroke. Cast aluminum handle, satin-brush finish. Plate valve design assures minimum upkeep, long service. Hammer parts are heat-treated, drop-forged steel . . . precision ground. Air-cushioned return stroke.

Chisel shank opening, 401 inch. Air inlet pipe size 1/4 inch. Average air consumption 4 CFM at 90 PSI. Delivers 3500 impacts per minute. 6 3/4 inches long. Includes retainer attachment (4) shown at left.

9 M 1880—Shipping weight 4 pounds 5 ounces. . . . \$49.99

Air-impact Hammer Kit. Tool with accessories (1) through (7) and handy carrying case shown at left.

99 M 18805C—Shipping weight 17 pounds. . . . Kit \$69.99

### Cutters, Punches, Chisels . . . other CRAFTSMAN Air Hammer Accessories

One-piece forged high-carbon steel. Hardened and tempered to hold edges, resist mushrooming and chipping. Have shanks ground to fit .401-inch openings.

Quick-change, retainer attachment. Heat-treated for maximum strength and resilience.

	Catalog Number	Type	Shipping weight	Each
(1)	9 M 18814	Rivet Cutter . . . . .	12 ounces	\$2.99
(2)	9 M 18812	Pipe, Panel Cutter . . .	13 ounces	3.99
(3)	9 M 18815	Pin Punch . . . . .	13 ounces	2.69
(4)	9 M 18817	Retainer Attachment . .	4 ounces	69c
(5)	9 M 18813	3/4-in. Cold Chisel . . .	13 ounces	2.99
(6)	9 M 18816	Straight Punch . . . . .	13 ounces	2.99
(7)	9 M 18811	Muffler Splitter . . . . .	15 ounces	3.99

No Money Down on anything Sears sells

SEE PAGE 98 FOR DETAILS

# CRAFTSMAN Power

REG. U. S. PAT. OFF.

## Hand Planer

You can operate it with ONE hand!  
Weighs 4½ pounds . . . only 8 inches long

### \$34<sup>99</sup>

Here's a planer that is compact, easy to handle . . . ideal for tradesmen, cabinet shops, home workshops. Takes the work out of planing, sizing or beveling doors, windows, etc. Convenient handle grip with slide switch.

Planes off a path 1½ in. wide, 1/32 in. deep. Motor has cogged-belt drive . . . develops ¾-HP. High-speed cutter operates at 25,000 RPM. 100% ball bearings.

Satin-finished, non-glare aluminum-alloy housing. 10-foot 3-wire cord. 110-120-v., 25-60-c. AC-DC. UL listed (Industrial Standards). Guaranteed 1 year (see below).

9 M 2500—Shipping weight 6 lbs. 2 oz. . . \$34.99  
Steel Carrying Case. Accessory compartment.  
9 M 1469—Shipping weight 11 pounds. . . \$5.99

**GUARANTEE:** We'll repair at no charge either power tool on this page showing defects in materials or workmanship if returned within one year.



Both power tools  
are UL listed



### Impact-tool Accessories

**11-piece Impact-tool Socket Set.** Consists of one each of sockets below (1/16 in. through 1-in.) and metal tray.  
9 M 44019—Shpg. wt. 3 lbs. 9 oz. . . . . Set \$7.99

**Impact-tool Sockets.** 1/2-in. square drive. 6-point openings. Use on hex nuts, bolts.

- 9 M 44001—1/16 inch. Shipping weight 5 oz. . . . . 69c
- 9 M 44002—1/8 inch. Shipping weight 5 oz. . . . . 69c
- 9 M 44003—9/16 inch. Shipping weight 5 oz. . . . . 79c
- 9 M 44004—5/8 inch. Shipping weight 6 oz. . . . . 79c
- 9 M 44005—11/16 inch. Shipping weight 6 oz. . . . . 79c
- 9 M 44006—3/4 in. Wt. 7 oz. . . . . 79c
- 9 M 44007—13/16 in. Wt. 7 oz. . . . . 89c
- 9 M 44008—7/8 in. Wt. 8 oz. . . . . 89c
- 9 M 44009—15/16 in. Wt. 10 oz. . . . . 99c
- 9 M 44011—1 inch. Wt. 11 oz. \$1.09



**1 Universal Joint.**  
9 M 4412—Shpg. wt. 9 oz. \$2.99



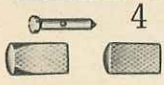
**2 Double-end Reversible Socket.** For any 1/2-in. drive impact tool which has extended spindle, or impact extension bar on short-spindle tools. 1/4-in., 6-pt. opening 1 end; 13/16-in. 6-pt. opening on other end.  
9 M 4410—Shpg. wt. 9 oz. . . . \$1.69



**3 6-inch Extension.** 1/2-inch square drive for impact tools, sockets.  
9 M 4477—Shpg. wt. 12 oz. . . \$1.49



**4 Stud Driver and Remover.** Set or remove 3/8 to 1/2-in. diam. studs . . . fast! Get solid grip on short or broken studs, bolts. 1/2-in. sq. drive.  
9 M 1886—Wt. 1 lb. 2 oz. . . \$3.99



**5 Screwdriver Chuck, Bits.** For machine and wood screws. Collet chuck. 1/2-in. square drive. Phillips No. 2 bit; 2 flat bits with finders for No. 12 and No. 14 screws. 1/2-inch square drive.  
9 M 18862—Wt. 1 lb. 2 oz. Set \$12.99

You can equip your  
entire workshop from  
this catalog



## CRAFTSMAN Reversible Impact Tool

REG. U. S. PAT. OFF.

.. 10 times faster than hand tools!

Drive and remove nuts, bolts, studs  
.. drill in wood, metal, masonry



### \$57<sup>99</sup>

without chuck and case

Saves time in garage, factory, farm or service station . . . can pay for itself in a few weeks. Top handle included for sure 2-hand control. A portable workshop when used with accessories at left.

Power-packed . . . delivers over 100 foot-pounds of driving torque . . . 1900 impacts per minute as a rotary hammer. Aluminum-alloy housing.

Reverse and on-off trigger switches on handle. 1/2-inch square drive.


Grease-sealed ball-bearing construction. 110-120-volt, 60-cycle AC. 10-ft. 3-wire cord. Meets performance requirements of Federal Specifications WW-650a. UL listed

(Industrial Standards). See one-year guarantee above.

**Impact Tool.** Without chuck and case.  
9 M 1885—Shpg. wt. 9 lbs. 5 oz. . . . \$57.99

**Impact Tool with chuck and case.**  
99 M 18853C—Shipping wt. 19 lbs. \$64.99

**Chuck only.** 1/8 to 1/2-inch capacity. Use with bits to drill wood, metal, masonry. 1/2-inch square drive.  
9 M 2253—Shpg. wt. 1 lb. 7 oz. . . . \$7.99




**CRAFTSMAN**  
REG. U.S. PAT. OFF.  
**Sabre  
Saw**

**\$24<sup>99</sup>**

Develops ¼ HP  
8 saws in one . .  
cuts wood, plas-  
tic, plywood, wall-  
board, leather,  
metals

Does the work of rip, crosscut, coping, jig, scroll, band, key-hole, hack saws. Easily cuts 2x4's. Counterbalanced vibration-free drive; fingertip slide switch for quick starts and stops. Polished aluminum-alloy housing; universal motor; ball and sleeve bearings. Circle-cutting and edge-guide attachment; sawdust blower. 3 blades; wrench. 10-foot, 3-wire cord, adapter. 110-120-v., 60-c. AC. UL listed (Industrial Standards). 1-year guarantee (see facing page).  
9 M 27946—Shipping weight 5 lbs. 15 oz. . . . . \$24.99




**CRAFTSMAN**  
REG. U.S. PAT. OFF.  
**Heavy-duty  
Sabre Saw**

**\$39<sup>99</sup>**

Develops ½ HP  
Full 1-in. stroke—  
faster cutting . .  
does the work of  
rip, crosscut, jig,  
coping, band, key-  
hole, scroll and  
hack saws . . cuts  
leather, plastic,  
wood, wallboard,  
Masonite Presd-  
wood®, Formica®,  
metals


Cuts wood up to 4 inches thick. 1-inch stroke provides greater capacity for handling a variety of workshop projects . . yet it's rugged enough to handle industrial jobs. Ball, needle and sleeve bearings; counterbalanced drive for minimum vibration, maximum accuracy in cutting. Locking trigger switch with safety release. Rigid polished aluminum-alloy housing. Large 7½x2½-inch base plate; tilts up to 45°. Circle-cutting and edge-guide attachment cuts perfect circles, straight lines; sawdust blower. 8 blades make this a versatile tool for the home craftsman. 10-ft. 3-wire cord, adapter. 110-120-v., 60-c. AC. UL listed (Industrial Standards). Guaranteed one year (see facing page).  
9 M 27985—Shipping weight 8 pounds. . . . . \$39.99



**CRAFTSMAN Sabre Saw**

**\$14<sup>99</sup>**


Develops ½ HP. A medium-duty saw; handles most home workshop projects. Cuts plywood, 2x4's with a ½-in. stroke. Precision sleeve bearings. Clam-shell-type housing—polished aluminum alloy. Steel base-plate tilts. On-off switch; sawdust blower; 3 blades. 10-ft. 3-wire cord, adapter. 110-120-v., 60-c. AC. UL listed (Indus. Stds.). 1-year guarantee (see facing page).  
Shipping wt. 6 lbs. 7 oz.  
9 M 2773 . . . . . \$14.99



**½-HP Sabre Saw \$10<sup>99</sup>**

Not CRAFTSMAN. Develops ½ HP. Does the work of rip, crosscut, jig, coping, band, scroll, keyhole and hack saws; makes its own starting hole. 3 blades for wood and metal; wrench; built-in sawdust blower. Oil-impregnated bronze sleeve bearings. ½-in. stroke; base plate tilts to 45°. Toggle switch; 6-ft. 3-wire cord. 110-120-v., 60-c. AC. Rigid aluminum housing, painted finish. Guaranteed 90 days (see facing page).  
Shipping weight 3 lbs. 13 oz.  
9 M 27753 . . . . . \$10.99

*No Money Down on anything Sears sells* SEE PAGE 98



Teeth alternate evenly to left, right of center, share workload

**CRAFTSMAN Sabre Saw Blades**


REG. U.S. PAT. OFF. Professional quality . . . fit all leading makes of saws

They fit all the following makes: CRAFTSMAN . . Black and Decker . . Dormeyer . . Disston . . Stanley . . Millers Falls . . Skil . . Ram . . Speedway . . Shopmate . . Forsberg . . McGraw and others.  
Each tooth gets a precision grinding after a unique heat treatment which keeps blades flexible without loss of toughness. Gives blade longer life. Wood-

cutting and knife-edge blades are high-carbon steel. Metal cutting blades are M2 high-speed steel (chromium, vanadium and tungsten alloy).  
Select the blade you need from the chart below, for use on anything from soft wood to steel rods. You can handle almost any job quickly, efficiently. Ideal for your home workshop.

Note: These blades are much harder, sharper and longer lasting than ordinary stamped blades because they're precision-ground after the special heat treatment.  
Shipping weights are as follows: All packages of two, 2 ounces. All packages of twenty-four, 7 ounces. 9M2875 and 9M2879, 2 ounces each.

Teeth per in.	Read description of uses below	length inches	Catalog Number	Pkg. of	Per Pkg.
5	Soft wood (1x4's, 2x4's, plasterboard) . . . . .	.3½	9 M 28711	2	59c
	Ripping . . . . .		9 M 28713	24	\$5.99
6	Hardwood, wallboard, general cross-cutting (not for plywood) . . . . .	.3½	9 M 28712	2	59c
			9 M 28714	24	\$5.99
7	All-purpose—for wood, steel, non-ferrous metals, ½ in. or thicker . . . . .	.3½	9 M 2874	2	79c
			9 M 28743	24	\$7.99
8	All non-ferrous metals (brass, copper, aluminum, etc.) . . . . .	.3	9 M 28702	2	79c
			9 M 28703	24	\$7.99
9	Steel rods, pipe, sheet steel, etc. . . . .	.3	9 M 28701	2	79c
			9 M 28704	24	\$7.99
10	Finish cuts in plywood, veneer, to 1½ in. thick. Has tapered back . . . . .	.3	9 M 2876	2	99c
			9 M 28763	24	\$9.99
11	Knife edge Rubber, leather, tile, cardboard, wall-board . . . . .	.3	9 M 2873	Package of 2	59c
12	Extra-long blade for branches, logs, wall partitions, etc. . . . .	.6	9 M 2875	Each	79c
13	For deep angle cuts with Saws 9M2772 and 9M27985 . . . . .	.6	9 M 2879	Each	79c



**1 Steel Carrying Case.** For all sabre saws on this page. Roomy 10x16x5 inches. Shipping wt. 8 lbs. 10 oz.  
9 M 1495 . . . . . \$5.99

**2 Sabre Saw Table.** For cutting small wood parts. Miter gauge. 2 miter grooves. Strong stamped steel. For use with all sabre saws on this page. 14½x16½ in. Shpg. wt. 8 lbs. 10 oz.  
9 M 17415 . . . . . \$7.49

**3 Circle-cutting and edge-guide attachment.** For cutting intricate curves, perfect circles and straight lines. Fits all sabre saws shown on this page. Shipping weight 14 oz.  
9 M 27738 . . . . . \$1.99

**4 Handy Blade Holder.** Holds blades and twist drills. Attaches easily to cord. Shipping weight 4 oz.  
9 M 2872 . . . . . 99c

From delicate  
wood veneer

..to the  
toughest  
steel pipe

THERE'S  
A RIGHT  
SPEED FOR  
EVERY  
MATERIAL  
JUST  
DIAL  
IT



\$49<sup>99</sup>

**CRAFTSMAN Reserve-Power**  
REG. U.S. PAT. OFF.  
**Multi-speed Sabre Saw**

Develops  $\frac{1}{4}$  HP. Don't confuse it with sabre saws which reduce speed by cutting down power. This saw has a special silicon-controlled rectifier which increases power automatically for the heavy loads . . . and maintains efficient sawing speed. Full motor torque is always available at ALL speeds. Blades last up to 4 times longer because you can use the right speed for the job. Dial "high" for wood up to 4 in. thick; "medium" for non-ferrous metals (copper, aluminum, brass, etc.); "low" for steel and plastics.

Full 1-inch stroke for extra capacity and faster cutting. Ball, needle and sleeve bearings. Plastic chip deflector. Handy blade storage tube attaches to cord. Cool plastic-coated handle. Trigger switch with safety release. Counterbalanced drive reduces vibration. Rigid sectional housing—polished aluminum alloy. Large base plate,  $7\frac{1}{2} \times 2\frac{5}{8}$  in.—tilts up to 45°. Sawdust blower. Circle-cutting and edge guide attachment. 8 blades. 10-ft. 3-wire cord and adapter. 110-120-volt, 60-cycle AC. UL listed (Industrial Standards). Guaranteed one year (see below).

9 M 2772—Shipping weight 8 pounds 6 ounces. . . . \$49.99

Accessories for above saw and 9M27985 on facing page




**1** Flush Cutter to cut close to wall in front of tool.  
9 M 27728—Wt. 5 oz. . . . \$1.99



**2** Edge Cutter to cut close alongside a wall.  
9 M 27727—Wt. 7 oz. . . . \$4.99

**CRAFTSMAN**  
REG. U.S. PAT. OFF.  
**Reserve-Power**  
**2-speed Sabre Saw**



\$34<sup>99</sup>

Develops  $\frac{1}{4}$  HP. It's like having two saws in one. 2000 strokes per minute for metal cutting and 3600 strokes per minute for wood cutting. Has the same silicon-controlled rectifier as described for saw at right. Power increases automatically for the heavier loads. You get full motor torque at both speeds.

$\frac{1}{2}$ -inch stroke. Ball and sleeve bearings. Sectional polished aluminum alloy housing. High-impact Lexan plastic handle. Counterbalanced drive assures minimum vibration. Convenient slide switch. Cuts a 2x4 with ease. Base tilts up to 45°. Sawdust blower. Circle-cutting and edge-guide attachment. With 3 blades. 10-foot 3-wire cord and adapter. For 110-120-volt, 60-cycle AC. UL listed (Industrial Standards). Guaranteed one year (see at right).


9 M 2774—Shipping weight 5 pounds 9 ounces. . . . \$34.99

**GUARANTEE:** We will repair at no charge any saw showing defects in materials or workmanship if returned within the specified time.



All Sears Sabre Saws UL listed

CPBKM AEDSLG SEARS 49



# CRAFTSMAN 7-inch

REG. U.S. PAT. OFF.

## Polisher or Sander

For commercial work in auto shops or in light industry... low front design for getting into those tight places

Either tool **\$69<sup>99</sup>** without accessories shown

**1 Polisher.** For heavy-duty automotive and commercial use. Buff, wax, polish large wood or metal areas. Non-glare satin finish. Motor develops over 1 HP. 1950 RPM. Ball bearings. Precision, spiral-bevel gears. Flexible backup pad gives under pressure. Eyebolt for overhead support. Use handle either side.

Lamb's wool polishing bonnet, can of wax. 10-ft. 3-wire cord, adapter. 110-120-v., 25-60-c. AC-DC. UL listed (Ind. Stds.). See guarantee on opposite page. *Order dispenser (2) below.*  
99 M 777C—Shipping weight 15 pounds.....\$69.99

**2 Polish Dispenser.** Nozzle extends beyond bonnet's edge. Screw-on lid. 1/2-pt. capacity.  
9 M 2842—Wt. 1 lb. 3 oz....\$5.49

**3 Carrying Case.** For sander 9M776 or polisher 99M777C shown at left. Sturdy enamel-finish steel. Comfortable, easy-to-grip handle. Measures 8x9x20 inches.  
9 M 1479—Shpg. wt. 11 lbs. \$5.99

Lamb's Wool Polishing Bonnet.  
9 M 2528—Shpg. wt. 5 oz....\$1.39

**4 Sander.** For heavy sanding... wood or paint removal, feather edging, weld grinding. Non-glare satin finish. Motor develops over 1 HP. About 4400 RPM. Ball bearings. Precision, spiral-bevel gears for long life. Eyebolt for overhead support.

Use handle on either side. 3 discs; backup pad. 16 1/4 in. long. 10-ft. 3-wire cord, adapter. 110-120-v., 25-60-c. AC-DC. See case (3) above. 5/8-in. x 11-thread spindle fits (5) and (6) below. UL listed (Ind. Stds.) See guarantee on opposite page.  
9 M 776—Shipping weight 14 pounds.....\$69.99

**5 Safety Guard.** Use with (6). Shpg. wt. 2 lbs. 2 oz.  
9 M 1710.....\$6.49

**6 Grinding Wheel\*.** 7x1/4x3/8 in. Aluminum oxide. Use with (5).  
9 M 64101—Wt. 1 lb. 1 oz. \$2.79


5-inch Cup Wire Brush\*. Shpg. wt. 1 lb. 12 oz.  
9 M 64105.....\$4.99

Aluminum Oxide Sanding Discs. For sander above. Have tough fiber backing. Package of 10.

4-inch Cup Grinding Wheel\*. Shpg. wt. 2 lbs. 10 oz.  
9 M 6417.....\$5.49

Catalog No.	Grit	Shpg. wt.	Pkg.
9 M 25290	80	1 lb. 2 oz.	\$3.39
9 M 25291	50	1 lb. 10 oz.	3.69
9 M 25292	36	1 lb. 12 oz.	3.99

\*NOTE: Fits 5/8-in. x 11-thread spindle



# CRAFTSMAN Multi-speed 6-inch Sander-Polisher

REG. U.S. PAT. OFF.

Dial right speed for each job





Without case **\$49<sup>99</sup>**

**7 Dial high 3800 RPM** for wood, metal; *medium* 2700 RPM for buffing, polishing acrylic paints; *low* 1600 RPM for most polishing, waxing, buffing. Reserve power is fed or held back as needed... full torque at each speed.

Motor develops 2 1/5 HP. Aluminum alloy housing. Ball and needle bearings. Hardened tool-steel gears. 1/2-in. x 20-thread spindle takes chuck for use as drill. 3 aluminum-oxide discs, polishing bonnet. 110-120-volt, 60-cycle AC. 10-ft. 3-wire cord and adapter. UL listed (Industrial Standards). See guarantee on opposite page.  
9 M 1150—Wt. 7 lbs. 10 oz....\$49.99

**8 Steel Carrying Case.** For sander above and 9 M 794 and 9 M 795 at right. Baked enamel finish. 8x13x12 in.  
9 M 1499—Shpg. wt. 11 lbs. ....\$5.99

Aluminum-oxide Sanding Discs. 6-inch diameter. 5/8-inch center hole; 2 each coarse, medium and fine. Package of 6.  
9 M 2548—Shpg. wt. 6 oz.... Pkg. 59c



Either Tool **\$34<sup>99</sup>**

# CRAFTSMAN 6-in. Polisher or Sander

REG. U.S. PAT. OFF.

Perfect for service stations, car wash, construction trades. 100% ball and needle bearings. Auxiliary knob. 10-ft. 3-wire cord and adapter. 110-120-volt, 25-60-cycle AC-DC. UL listed (Industrial Standards). See guarantee on opposite page.

**9 Polisher.** Use on wood and metal surfaces. For auto-body finishing, touch-up work. 1200 RPM. Flexible backup pad gives under pressure. Lamb's wool polishing bonnet. Motor develops 3/4 HP. Sturdy, double reduction steel gears.  
9 M 795—Wt. 7 lbs. 2 oz. \$34.99

**10 Disc Sander.** For auto body shops or home craftsmen. Removes paint, varnish.

Precision helical gears for long life. Sectional aluminum-alloy housing has non-glare, satin finish. Auxiliary handle mounts in 3 positions for convenience. Motor develops 3/4 HP. 4000 RPM.


Lamb's Wool Polishing Bonnet. Order 2. One for polishing... one for buffing. Genuine lamb's wool gives a high gloss. For polishers (9) above and (7) at left. 6-in. size.  
9 M 2527—Wt. 4 oz. Each \$1.19

With 3 assorted sanding discs. 1/2-in. x 20-thread spindle takes 9 M 2980 chuck (page 23) for converting to drill. With locking trigger.  
Shpg. wt. 7 lbs. 1 oz.  
9 M 794.....\$34.99

# CRAFTSMAN 4-inch Belt Sanders

REG. U. S. PAT. OFF.

*Develop over 1 HP..wider belt provides smooth, stable sanding even on irregular surfaces*



These rugged Sanders are designed for commercial use

Without built-in dust collector **\$64<sup>99</sup>**

With built-in dust collector **\$74<sup>99</sup>**

Same sander as 99 M 2261C at right, but no built-in dust pickup. Easily converts to almost dust-free sanding with dust pick-up hose and adapter shown below. Sands flush to vertical surfaces. Belt speed about 1675 surface feet per minute. Simple tracking adjustment keeps belt in place. Locking double pole trigger switch with safety release.

Includes assortment of 1 each fine, medium and coarse aluminum-oxide sanding belts. 110-120-volt, 25-60-cycle AC-DC. 10-ft. 3-wire cord, adapter. UL listed (Industrial Standards). See guarantee below.  
99 M 2260C—Shipping weight 16 pounds.....\$64.99

Large 4x24-inch sanding belt gives 24 sq. in. of sanding surface . . . lets you handle big areas quickly and smoothly. Extra width helps prevent gouging. Belt tracks perfectly . . . change in seconds with quick-release lever. Sands flush to vertical surfaces. Use on wood, metal, stone, plastic.


Built-in dust pick-up system enclosed in high-impact housing for protection. Dust bag detaches for quick emptying and re-use . . . held upright by stiff wire frame . . . swivel-mounted to stay out of your way while sanding.

Aluminum-alloy housing with non-glare satin finish. Ball and needle bearings. Locking double pole trigger switch with safety release.

Includes assortment of 1 each fine, medium, coarse aluminum-oxide sanding belts. No-load belt speed—1415 surface feet per minute. Combination gear-and-cogged-belt drive. 10-ft. 3-wire cord, adapter. 110-120-v., 25-60-c. AC-DC. UL listed (Industrial Standards). See guarantee at left.  
99 M 2261C—Shipping weight 18 pounds.....\$74.99

## GUARANTEE FOR SANDERS AND POLISHERS

We will repair at no charge any portable sander or polisher on these two pages that shows defects in materials or workmanship, if returned within one year of the date of purchase.



### Belt Sander Accessories

**1** Carrying Case. For CRAFTSMAN belt sanders. Storage space for sanding belts. Clips in the lid to hold power cord. Enamel finish. 2 hasps. 10x20x9 inches.  
9 M 1466—Shipping wt. 11 lbs..... \$5.99

**2** Vacuum Attachment with Adapter. One end fits sander, the other end fitted for CRAFTSMAN Home-n-Shop vacuum, most other tank-type shop and household vacs.

For sander 99 M 2259C at right.  
9 M 22595—Shpg. wt. 1 lb. 13 oz.... \$8.99

For sander 99 M 2260C above.  
9 M 22605—Shpg. wt. 1 lb. 13 oz.... 8.99

Sander Web Finishing Belts. Made of sturdy Microlon® nylon. For sanders above and other 4-inch portable and bench sanders. Silicon-oxide grit. Cloth backed for added strength. 4x24 inches long.

9 M 22261—Fine. Shpg. wt. 7 oz.... \$2.39  
9 M 22262—Medium. Shpg. wt. 7 oz. 2.39  
9 M 22263—Coarse. Shpg. wt. 7 oz.... 2.39

## CRAFTSMAN 3-inch Belt Sander . . motor develops a full ¾ HP

REG. U. S. PAT. OFF.

**\$39<sup>99</sup>**

Specially designed for professional work in auto body shops, etc., or for home use by hobbyists. Large 3x21-in. belt gives you 14 sq. in. of sanding surface. Sands wood, metal, stone, plastic. For dust-free sanding use attachment 9 M 22595 at left. Sands flush to vertical surface.

No-load belt speed 1300 feet per minute. Dust-shielded, bronze, sleeve-bearings are oil-impregnated. Polished aluminum alloy housing. Included are 3 aluminum oxide sanding belts: 1 fine, 1 medium, 1 coarse. 10-ft. 3-wire cord, adapter. 110-120-v., 60-c. AC only. UL listed (Ind. Stds.). See guarantee above.  
99 M 2259C—Wt. 13 lbs.. \$39.99

Microlon® nylon Web Finishing Belt. For sander 99 M 2259C above. 3x21 inches long.  
9 M 22271—Fine  
9 M 22272—Medium  
9 M 22273—Coarse  
Shpg. wt. each 7 oz.... Each \$1.49



All tools on these 2 pages listed (Industrial Standards) by Underwriters' Laboratories, Inc.

*No Money Down on anything Sears sells*

SEE PAGE 98

CPBKM AEDSLG SEARS 51



**\$42<sup>99</sup>**



This rugged 1/2-HP Commercial Sander operated over 100 hours in a wood-dust "bath" . . . without clogging or serious wear . . . without overheating or losing an ounce of power



**\$49<sup>99</sup>**  
with dust pickup

**DUAL ACTION** . . . flip lever and big 4 1/2x9-inch pad shifts from rough-sanding orbital action to straight-line fine finish sanding

Built for long-run continuous service in cabinet or auto shops. Remove wood, paint or varnish on wood or metal surfaces. Up to 4400 strokes per minute. Auxiliary knob fits sides or front. Locking trigger switch. Aluminum housing. Universal 100% ball-bearing motor develops over 1/2 HP. Guaranteed 1 year (see opposite page). Meets performance requirements Fed. Spec. 005-90A. UL listed (Ind. Stds.). 10-ft. 3-wire cord, adapter. 110-120-volt, 25-60-cycle AC-DC. Assorted fine, medium and coarse aluminum oxide 1/2-sheets included . . . sure-lock clamps hold sheets.  
9 M 2240—Shipping weight 9 pounds 2 ounces. . . . . \$42.99

**Carrying Case and Polishing Pad**

Case. For sanders on both pages. 8x13x12 in. Enameled steel, full length hinge.  
9 M 1476—Wt. 11 lbs. \$5.99

Polishing Pad. (Not shown.) For sanders on this page and 9M769 on opposite page.  
9 M 2537—Wt. 3 oz. . . . . 89c

**1** Dust Pickup Adapter. For above. Fits Home-n-Shop vac, tank-type cleaners.  
9 M 22405—Shipping weight 2 pounds 3 ounces. . . . . \$6.99

**2** 1/2-HP Sander with Built-in Dust Pickup. As above except separate built-in vacuum unit collects sawdust, reduces sandpaper clogging. Over 4000 strokes per minute. Wire frame support for bag. Plastic skirt around base. 1-year guarantee (see opposite page for details of guarantee).  
9 M 2241—Shipping weight 9 pounds 8 ounces. . . . . \$49.99





**CRAFTSMAN Dual-action Sander**  
REG. U.S. PAT. OFF.

Changes from an orbital sander to a straight-line sander with a turn of a key

**\$32<sup>99</sup>**


Designed for the home craftsman . . . remove old finishes, do preliminary sanding with fast cutting orbital action. Turn key and straight-line sand for a really fine finish.  $\frac{1}{4}$  sheet sanding pad ( $3\frac{3}{4} \times 7\frac{1}{8}$  in.) extends beyond sides of sander for getting into corners. Universal ball and sleeve bearing motor. 3600 orbital, 3500 straight line strokes per minute. Auxiliary knob for two-handed sanding. Rugged aluminum housing. 110-120-volt, 60-cycle AC. UL listed (Industrial Standards). Guaranteed for 1 year (see below right). 10-ft. 3-wire cord, adapter. With six sheets assorted grit sand paper. 9 M 2246—Shipping weight 6 pounds. . . . . \$32.99

**CRAFTSMAN Orbital Sander-Polisher**  
REG. U.S. PAT. OFF.

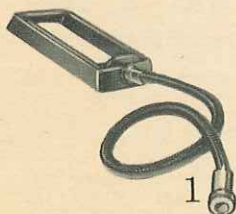
Lets you remove paints, sand wood . . . use as polisher too

**\$18<sup>99</sup>**

Perfect multi-purpose sander for the home repairman and home craftsman. You can even smooth dry-wall joints, sand plastics and metal. Lightweight enough for work overhead or for sanding vertical surfaces.  $\frac{1}{4}$  sheet sanding pad ( $3\frac{3}{4} \times 7$  in.) has positive-grip paper clamps. Universal ball-and-sleeve bearing motor. No-load speed 3900 circular motions per minute. Polished aluminum housing. Handle knob fits on either side or front. Assortment of fine, medium, coarse aluminum oxide sheets. 110-120-volt, 60-cycle AC. 10-ft., 3-wire cord, adapter. UL listed. Guaranteed 1 year. See guarantee at right, below. 9 M 2581—Wt. 6 lbs. . . . \$18.99



**Steel Carrying Case.** Heavy-duty construction. Fits all sanders on this page. 8x13x12 inches. Charcoal-gray baked enamel finish. Shpg. wt. 11 lbs. 9 M 1476 . . . . . \$5.99




**1 Dust Pick-up Adapter.** For 9 M 2581 above. Connect to shop and tank-type cleaners. Sander operates more efficiently . . . reduces sanding dust as much as 90%. Reduces clogging of abrasive paper. Fits on base of sander. 9 M 25815—Shipping weight 2 pounds 7 ounces. . . \$6.99

**Lamb's Wool Polishing Pad.**  $3\frac{3}{4} \times 9$  inches. Order one for waxing, one for buffing. 9 M 2530—Shipping weight 2 ounces. . . . . Each 69c

**Lamb's Wool Polishing Pad.**  $3 \times 7\frac{1}{4}$  inches. For 9M2242 and former sanders 9-766, 9-793, 9-2713. 9 M 2782—Shipping weight 2 ounces. . . . . Each 59c

**Finishing Sanders**

14,400 strokes per minute for fast, fine sanding



**CRAFTSMAN Heavy-duty . . for \$25<sup>99</sup>**  
fine finishing . . Polisher, too

Powerful reciprocating action for fast work. Excellent for finish-sanding cabinets, and furniture before applying paint, varnish. Also use as polisher with polishing pad sold below. 3-position auxiliary knob. Rubber mounted handle isolates motor vibration and heat.  $4\frac{1}{2} \times 9\frac{1}{4}$ -inch pad. Polished aluminum housing. 6 assorted  $\frac{1}{2}$  sanding sheets. 110-120-volt, 60-cycle AC. 10-foot 3-wire cord, adapter. UL listed. Guaranteed one year (see below). 9 M 769—Shipping weight 11 pounds. . . . . \$25.99

**Lamb's Wool Polishing Pad.** (Not shown.) Fits 9 M 769 above, 9 M 2537—Shipping weight 3 ounces. . . . . Each 89c

All Sanders on these two pages are listed by Underwriters' Laboratories



**\$14<sup>99</sup>**

**CRAFTSMAN Medium-duty**

**Finishing Sander**  
For fine wood finishing. Can also be used as polisher. Not for removal of paint, varnishes or deep scratches.

Magnetic-impulse driven sander needs no oiling, has no belts or brushes to wear out. Rubber-mounted handle. Polished aluminum housing.  $3\frac{3}{4} \times 7$ -in. pad with positive-grip paper clamps. 110-120-volt, 60-cycle AC. 10-foot, 3-wire cord, adapter. Two each fine, medium and coarse aluminum-oxide sanding sheets. UL listed. Guaranteed 1 year (see below). 9 M 762—Shpg. wt. 5 lbs. . . \$14.99

**Lamb's Wool Polishing Pad.** Fits medium-duty sander above. 9 M 2530—Shpg. wt. 2 oz. . . . 69c

**\$10<sup>99</sup>**

**Finishing Sander**


Gives high-grade smoothness for varnishing, painting. Medium duty . .  $3 \times 6$ -inch pad. Magnetic impulse power unit connected directly to sanding pad . . no gears, belts, cams or motor brushes. Rubber mounting reduces handle vibration.

Positive-grip paper clamps. Aluminum housing. Gray metallic enamel finish. Slide switch. 6-foot, 3-wire cord. 110-120-volt, 60-cycle AC. UL listed. One sanding sheet. Guaranteed 90 days (see below). Shpg. wt. 4 lbs. 2 oz. 9 M 2242 . . . . . \$10.99

**GUARANTEE:** We will repair without charge any tool on these two pages showing defects in materials or workmanship, if returned within specified time from date of purchase.

**No Money Down on anything Sears sells**

SEE PAGE 98



**CRAFTSMAN 6 1/2-inch Saw**  
.. develops 1 1/4 HP


**\$29<sup>99</sup>**

Ball and sleeve bearings. ML-wired armature. Retractable blade guard. Polished aluminum housing. Depth of cut 0 to 2 1/4 inches at 90°; 0 to 1 1/4 inches at 45°. No-load speed 4600 RPM. Chisel-tooth combination blade. Auxiliary knob. Has sawdust blower.

With 10-ft. 3-wire cord, adapter; blade wrench and rip guide. 110-120-volt, 60-cycle AC. UL listed (Industrial Standards). Guaranteed one year (see bottom center of page).

Shipping weight 14 pounds.

9 M 2791..... \$29.99



**CRAFTSMAN 7-inch Saw.. develops 1 1/2 HP**

REG.-U.S.PAT.OFF.

**\$39<sup>99</sup>**


- Easy-view housing design .. you always see your cutting line
- Sawdust blower has dust chute .. directs dust away from you

Wrap-around base gives full support for right, left-hand cutting .. heavy-gauge steel. Anti-kickback safety clutch. ML-wired armature. Blower keeps cutting line clear of sawdust. Auxiliary knob; rip guide. Precision helical gears for long life.

Kromedge chisel-tooth combination blade lasts 5 times longer than ordinary ones. Polished aluminum alloy housing .. strong,

lightweight. No-load speed 5300 RPM. Ball and sleeve bearings. Cuts dressed 2x4 at 45°. Single guide line for angle cuts.

Depth of cut 0 to 2 1/4 in. at 90°; 0 to 2 in. at 45°. 110-120-v., 60-c., AC. UL listed (Ind. Stds.). 10-ft., 3-wire cord; wrench; adapter. 1-yr. guarantee (see bottom of page). For carrying case, see below.  
99 M 2778C—Shpg. wt. 15 lbs. .... \$39.99



**CRAFTSMAN Commercial**  
**7 1/2-inch Saw .. develops 2 HP**

**\$59<sup>99</sup>**

- Electro-safety switch protects against motor burnout. Cuts off power if overloaded .. resets itself automatically
- Push-button arbor lock .. change blades fast
- Rip guide telescopes .. self-storing wrench


Our finest portable Saw! 100% ball and needle bearings. ML-wired armature. Kromedge chisel-tooth combination blade .. wrap-around base plate. Bearings are permanently lubricated for longer service.

Polished aluminum sectional housing; retractable blade guard. Sawdust blower. Two-position knob. Has double-pole switch. Modern housing design.

Depth of cut: 2 1/2 inches at 90°; 2 inches at 45°. No-load speed about 5500 RPM. 110-120-volt, 60-cycle AC. 10-ft. 3-wire cord, adapter, rip guide and wrench. UL listed (Industrial Standards). Guaranteed one year (see guarantee at right).

99 M 2789C—Shipping weight 17 pounds..... \$59.99

Equip entire shop from this book. See index on page 98



**Economy 6 1/2-inch Saw**

**\$17<sup>88</sup>**

Develops 1 1/4 HP. Sleeve bearings. ML-wired armature. Sawdust blower. Wrap-around base. Retractable blade guard. Painted clamshell-type housing. Depth of cut: 0 to 2 1/4 in. at 90°; 0 to 1 1/4 in. at 45°. No-load speed 4600 RPM.

With 6-ft. 3-wire cord, wrench. (No rip guide.) 110-120-v., 60-c AC. UL listed (Ind. Stds). Guaranteed 90 days (see below).  
9 M 2779—Shipping wt. 13 lbs. .... \$17.88  
Rip guide for above.

9 M 27797—Shipping weight 9 oz. .... 99c



**CRAFTSMAN Steel Cases.** For any saw on this page, most other portable electric saws. Fits 6-in. through 7 1/2-in. sizes. Heavy-gauge steel. Baked enamel finish.

**1** With single hasp. 10x13x12 inches high. Full-length piano-type hinge. Blade storage rack.  
9 M 1477—Shipping weight 11 pounds..... \$5.99

**2** With double hasp. 15x12x12-in. high. Double-hinged back. Separate storage compartments.  
99 M 1483C—Shipping weight 16 pounds..... \$9.99

**3** Guide. Use with electric hand, portable sabre saws. Make accurate angle cuts. Use as protractor.  
9 M 1719—Shipping weight 3 pounds..... \$2.99

**4** Gear-case Lubricant.  
9 M 2593—Shpg. wt. 9 oz. .... 69c

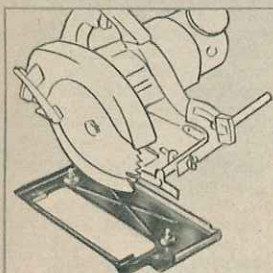

**GUARANTEE:** We'll repair at no charge any Sears electric hand saw on this page which shows defects in materials or workmanship if returned within specified time from date of purchase.



All Portable Electric Saws on this page are UL listed (Industrial Standards).

**SO RUGGED..SO POWERFUL**

..it performed tests equal to crosscutting 75,000 construction-type 2x12's. Never once overheating and with no mechanical or electrical failures



**Exclusive 2-in-1 Base Design**

Detachable wrap-around sub-base plus "flush-cut" base for cutting against vertical surfaces



**Easy-view Blade Guard**

Cut-away section of blade guard lets you see exactly where the blade is cutting for precise work

**CRAFTSMAN Commercial**

REG. U.S. PAT. OFF.

**7-inch Saw develops 1¾ HP**

Sawdust chute directs dust away from you . . . push-button arbor lock for fast blade change . . . non-glare aluminum alloy housing. Permanently lubricated and sealed ball and roller bearings. Armature dynamically balanced for minimum vibration. Wound with ML wire that's virtually burnout-proof and abrasion resistant.

Hardened steel helical gear for maximum power transmission. Anti-kickback safety clutch. Kromedge taper-ground blade for smooth rip and crosscuts. Retractable blade guard with lever. Steel base and graduated rip guide. Single guide line for all angle cuts. Depth of cut 0 to 2 5/16 inch at 90°; 0 to 2 inch at 45°. No-load speed 5500 RPM. 110-120-volt, 25-60-cycle AC-DC. 10-ft. 3-wire neoprene cord, adapter, wrench. UL listed (Industrial Standards). Guaranteed one year (see facing page).

99 M 2780C—Shipping weight 17 pounds . . . . . \$49.99

ONLY

**\$49<sup>99</sup>**

*No Money Down on anything Sears sells*

SEE PAGE 98



See what you can do with a

## CRAFTSMAN

REG. U.S. PAT. OFF.

### Propane Torch

- Remove paint • Bend metals • Solder
- Set tile • Burn weeds • Remove putty
- Sweat fittings • Repair auto bodies
- Thaw locks and pipes • Loosen nuts

7-piece kit      Torch only  
**\$7.99      \$4.89**

**Instant 2300°F flame**  
**Extra-strong . . heavy**  
**brass construction**

**7-piece Propane Torch Kit.** Torch lights instantly—just turn on gas jet, strike spark lighter and you have a 2300°F. flame.

UL listed. Kit consists of torch with pencil-flame burner, extra fuel cylinder, spark lighter, flame spreader, utility burner head and small soldering tip. Comes in metal carrying case.

9 M 5490—Shpg. wt. 7 lbs. . . . . Kit \$7.99

**Torch only.** Pencil-flame burner, cylinder.  
 9 M 5420—Shpg. wt. 2 lbs. 13 oz. . . . \$4.89

### 6-piece Propane Torch Kit

**CRAFTSMAN.** Use to solder, braze, remove paint, bend metal, set tile, remove putty, sweat fittings, burn weeds, thaw pipes, locks and bolts, and other jobs. UL listed.

Turn on gas jet, strike spark lighter, and instantly you get a 2300°F. flame. Kit includes fuel cylinder, pencil-flame burner, flame spreader, blow-torch burner head, soldering tip and spark lighter. Heavy brass accessories. Steel carrying case included.  
 9 M 5497—Shpg. wt. 5 lbs. 2 oz. . . . Kit \$6.99



**\$7.99**

### Lectroetch® Metal-Marker Set

Use on any flat, bare-metal, metal-plated surface. Electro-chemically etch owner's name *permanently* on power and hand tools; household items; play equipment, etc. (Not for painted or coated surfaces.)

**You get:** power unit for 110-120-volt, 60-cycle AC current (UL listed); hand pad to transfer markings, solution, five 7x2½-inch stencil sheets and instructions.

Make markings with typewriter, ball-point pen or stylus.

9 M 42981—Shpg. wt. 1 lb. 6 oz. . . . Set \$7.99

**Accessory Kit.** 10 stencil sheets, hand pad screen and solution.  
 9 M 42982—Shpg. wt. 7 oz. . . . . Kit \$1.29



### Electric Engraving Tool

Inscribe names, sizes, numbers, identifying codes, etc., on nearly any material—*permanently*. Etches deep. Marks won't wear off in ordinary use. Engraving tool with a hardened alloy-steel point which can be resharpened.

Use for lasting engraving on leather, plastic, wood, metal and other materials. Adjustable point-stroke length. Use on 110-120-volt, 60-cycle AC only.  
 9 M 4298—Wt. 1 lb. . . . \$19.99




### 79-pc. Stencil Set

2 ea. (A thru P, and R, S, T, U, W), 1 each (Q, V, X, Y, Z). 2 each (0 to 9). 1 ea. blank beginner, 1 ender, period ender, comma, apostrophe. 2 spacers, 2 periods, dollar sign, cent sign, ampersand. Brush, ink. Meets Fed. Specs. RR-S-714a.

1-inch. Wt. 1 lb. 2 oz.  
 9 M 37851 . . . . . Set \$5.79

2-inch. Wt. 2 lbs. 4 oz.  
 9 M 37852 . . . . . Set \$9.99



### Letters, Stamps

Mark wood, leather, metal. Hardened steel faces.

**Set of alphabet, period.**


½-inch. Wt. 1 lb. 12 oz.  
 9 M 37924 . . . . . Set \$5.29

¾-inch. Wt. 2 lbs. 11 oz.  
 9 M 37925 . . . . . Set \$6.79

**Set of 0 to 9 (6 inverts to make 9). Two sizes**

½-inch. Shpg. wt. 13 oz.  
 9 M 37912 . . . . . Set \$2.29

¾-inch. Wt. 1 lb. 2 oz.  
 9 M 37913 . . . . . Set \$2.79



### Propane Torch and Accessories

**1 Our Best Jet-action Torch.** Easy to use—just adjust valve, push down on burner control, squeeze and pilot light changes to large flame. One-hand operation. 2300°F. flame. Burns about 20 hours on pilot light. Solid brass burner, interchangeable tip and cylinder. UL listed. Uses all accessories below. Get exact, instant flame!  
 9 M 5493—Shipping weight 3 pounds 9 ounces. . . . \$9.49

**2 Replacement Cylinder.** For torches, lanterns, stoves.  
 9 M 5491—Shpg. wt. 2 lbs. 1 oz. . . . . Each \$1.29

**3 Flame Spreader.** For blow-torch burner head below.  
 9 M 5417—Shipping weight 3 ounces. . . . . 85c

**4 Blow-torch Burner Head.** For torches above. Large flame.  
 9 M 5394—Shipping weight 3 ounces. . . . . \$1.59  
 9 M 5460—Orifice for head above. Shpg. wt. 2 oz. . . . 25c

**5 Soldering Tips.** For torch 9M5420 at left, above. Also for 9 M 5493 (with head 9 M 5416 only, below).  
 9 M 5418—Large Tip. Shpg. wt. 5 oz. . . . . \$1.69  
 9 M 5433—Small Tip. Shpg. wt. 3 oz. . . . . 1.45

**6 Paint Scraper Attach.** Use with 9M5394, 9M5417 above.  
 9 M 54205—Shipping weight 9 ounces. . . . . 99c

**7 Spark Lighter.** Round flint; safety cap. For torches.  
 9 M 5440—Shipping weight 4 ounces. . . . . 29c

**Spark Lighter Flints.** (Not shown.) Package of 6.

9 M 54405—Shipping weight 2 ounces. . . . . Package 39c

**Pencil-flame Head.** (Not shown.) Fits all torches on page.

9 M 5416—Shipping weight 3 ounces. . . . . \$1.69

9 M 5400—Orifice for 9M5416 above. Shpg. wt. 2 oz. . . . 25c



All propane torches on this page listed by Underwriters' Laboratories

### Gasoline Torches

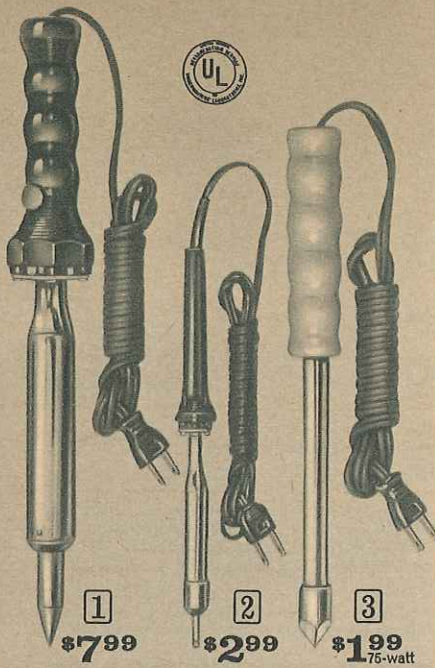
Both models have 1-quart capacity. Self-lubricating pump, leak-proof mounting. Cast-bronze burner. Insulated handle, valve wheel. Automatic check valve. Removable hook for holding soldering iron. Fast heat.



**8 CRAFTSMAN . . . Our Best.** Seamless tank of solid brass. Metal windshield for better heat generation. Massive 1-piece burner of cast bronze with ¾-inch opening. Gives 2200°F flame. Wire needle keeps orifice clean automatically. Ridge-steel bottom with lead coating . . won't slip. Fill from bottom.  
 Shpg. wt. 5 lbs. 2 oz.  
 9 M 55424 . . . . . \$15.99



**9 Economy Torch.** Copper-braced steel tank. Cast bronze burner. Gives 2100°F flame. With needle valve. Self-cleaning nozzle.  
 Shpg. wt. 3 lbs. 10 oz.  
 9 M 55443 . . . . . \$9.99




### Electric Soldering Irons

- 1** CRAFTSMAN 200-watt. Heavy duty, commercial type . . . for continuous-duty use. Plastic handle, much stronger than wood. Precision-wound element for extra-heavy duty.  $\frac{5}{8}$ -inch copper tip. Nickel-plated finish. 120-volt AC-DC. UL listed.  
9 M 53831—Shpg. wt. 1 lb. 15 oz. . . . . \$7.99
- 2** Pencil-type. For technicians in radio, TV, etc. Nichrome element tip heats to 800°F. Rated at 40-watt input at 125 volts.  $\frac{3}{16}$  inch wide copper tip. Plastic handle. 120-volts. AC-DC. Underwriters Laboratories listed.  $8\frac{1}{2}$  inches long.  
9 M 5351—Shipping weight 9 ounces. . . . \$2.99
- 3** Medium-duty Soldering Iron. Use for general soldering—light or medium duty; electrical . . . TV, hobby work, ordinary repairs, etc. Has nichrome element. Hardwood handle. Nickel-plated finish. 120-volt AC-DC. UL listed.  
9 M 53792—100-watt. Wt. 14 oz. . . . . \$2.49  
9 M 54081—75-watt. Wt. 12 oz. . . . . 1.99

*No Money Down on anything Sears sells*

SEE PAGE 98 FOR DETAILS



### Now . . . Click-Set Dial controls heat in CRAFTSMAN 2-heat Soldering Gun

Set LO or HI for heat needed . . . turn on or off with trigger switch. New design . . . fits your hand

Kit with 100-130-watt gun **\$7.79**

Kit with 150-200-watt gun **\$10.99**

New design of this gun's high-impact plastic housing gives you ideal handling balance . . . full control of the tool at all times. Extra-long, rigid, slender tip reaches tight spots. Tip is first plated with copper, then with gold to make it non-corrosive. De-solder as well as solder with this gun. 110-120 volt, 60-cycle AC. Comes with 6-foot cord. UL listed.


Kit with 100-130-watt Gun, (9M5280 below). 3 tips for handling all soldering jobs. Solder and case.  
9 M 52803—Shipping weight 3 lbs. 10 oz. Kit \$7.79

100-130-watt Gun. LO heat for delicate work such as jewelry, TV soldering. HI for general work.  
9 M 5280—Shipping weight 2 lbs. 10 oz. . . . \$4.99  
9 M 52823—Light-duty Tip. Shpg. wt. 3 oz. . . . 49c  
9 M 52805—Plastic-cutting Tip. Wt. 3 oz. . . . 49c

Kit with 150-200-watt Gun, (9M5281 listed below). Kit includes four soldering tips for proper handling of different types of soldering jobs. Includes coil of solder and carrying case.  
9 M 52813—Shpg. wt. 3 lbs. 15 oz. . . . Kit \$10.99

150-200-watt Soldering Gun. LO heat (150 watts) for electronics work, radio and small appliance repair work, etc. HI-heat (200 watts) for general soldering work requiring higher heat than is available from 9M5280 described at left.  
9 M 5281—Shipping weight 2 lbs. 15 oz. . . . \$7.99  
9 M 52815—Heavy-duty Tip for above. Wt. 3 oz. 49c  
9 M 52816—Plastic-cutting Tip. Wt. 3 oz. . . . 49c

Heat-seal Tip. Use with either gun on this page.  
9 M 52821—Shipping weight 3 ounces. . . . 49c



### Use the right Solder and Soldering Accessories, Supplies

- 4** CRAFTSMAN Wire Solder. Meets Fed. Specs. QQ-S-571d. Acid, resin-core solders have flux in core . . . need no paste. (See % of tin, lead, table below.)  
Cat. No. | Quantity | Tin/Lead | Wt. | Each
- Solid Wire Solder. For general work  
9 M 8053 | 1-lb. spool | 40/60 | 1 lb. 3 oz. | \$1.89  
9 M 8054 | 1-lb. spool | 50/50 | 1 lb. 3 oz. | 1.99
- Acid Core Solder. For general use only  
9 M 8079 | 10-ft. coil | 40/60 | . . . 5 oz. | 69c  
9 M 8051 | 1-lb. spool | 40/60 | 1 lb. 3 oz. | \$1.89
- Resin Core Solder. For electrical work  
9 M 8078 | 10-ft. coil | 40/60 | . . . 5 oz. | 69c  
9 M 8052 | 1-lb. spool | 40/60 | 1 lb. 3 oz. | \$1.89  
9 M 8089 | 10-ft. coil | 60/40\* | . . . 4 oz. | 69c

- 5** CRAFTSMAN Soldering Fluid. For all metals except aluminum. Use as flux. 6-ounce bottle. Shipping weight 12 ounces.  
9 M 8073 . . . . . Bottle 39c
- 6** CRAFTSMAN Paste Solder. Flux and cleaner in one . . . 50% tin and 50% lead. Meets Federal Specifications QQ-S-571d. 8-ounce jar. Shipping weight 12 ounces.  
9 M 8081 . . . . . Jar \$1.89
- 7** Soldering Paste. Use for most metals except aluminum. Use it as flux. Comes in  $\frac{1}{4}$ -pound can.  
9 M 8075—Shpg. wt. 8 oz. . . Can 25c

- 8** Extruded Bar Solder. Requires flux. 1-pound bar. Meets Fed. Spec. QQ-S-571d. Shipping weight 1 lb. 3 oz.  
9 M 8057—40% tin 60% lead \$1.79  
9 M 8058—50% tin 50% lead 1.99
- 9** Aluminum Solder. Needs no flux. Pkg. of three 2-oz. rods.  
9 M 80972—Wt. 10 oz. Pkg. \$1.09
- 10** CRAFTSMAN Sal Ammoniac Solid. 4 ounces. Shpg. wt. 7 oz.  
9 M 8071 . . . . . Package 25c
- 11** Abrasive Roll. Alum. oxide. 120 grit.  $1\frac{1}{2}$  in. x 10 yards.  
9 M 6769—Shpg. wt. 9 oz. . \$1.99

- 12** Stainless steel Solder, Flux. Approximately 100 inches long.  
9 M 80992—Shpg. wt. 6 oz. . \$1.19
- 13** Aluminum Brazing Alloy, flux. Approximately 96 inches long.  
9 M 80994—Shpg. wt. 5 oz. . \$1.19
- 14** Silver Solder, flux. Approximately 60 inches long.  
9 M 80993—Shpg. wt. 5 oz. . \$1.19
- 15** CRAFTSMAN Silver Solder Kit. Contains 45% silver.  
9 M 2032—Wt. 8 oz. . . . Kit \$2.99

\*For printed circuits, fine work.

## Professional-quality Pipe Wrenches

**1 CRAFTSMAN Heavy Duty.** American made. Rugged professional quality. One-piece frame, housing and handle. Replaceable forged-steel jaws . . . milled teeth. Exceed Federal Specs. GGG-W-651c, Type II, Class A.

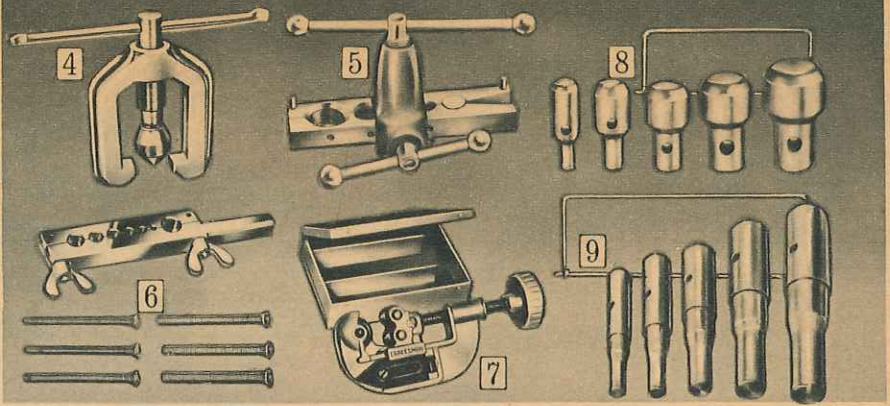
Catalog Number	Size in.	Takes Pipe	Shpg. wt. lbs. oz.	Price
9M55670	8	3/4 in.	1 2	\$2.39
9M55671	10	1 in.	2 2	2.99
9M55672	14	1 1/2 in.	3 10	4.29
9M55673	18	2 in.	5 10	5.99
9M55674	24	2 1/2 in.	9 13	9.59

**2 Stillson-pattern All-forged.** Made in Japan to Sears rigid specifications. Steel jaws . . . milled teeth—pitched to force work into jaws, not out. Forged-steel handle and jaws.

Catalog Number	Size in.	Takes Pipe	Shpg. wt. lbs. oz.	Price
9M30881	8	3/4 in.	15	\$1.19
9M30882	10	1 in.	10	1.79
9M30883	14	1 1/2 in.	3 2	2.59
9M30884	18	2 in.	4 10	3.69

**3 CRAFTSMAN Ratcheting and Reversing Chain Pipe Wrench.** Reverse or take new bite without removing wrench from work. Ideal for use in tight places. Fits any pipe, conduit, or irregular shaped material—even change spin-type oil filters. Drop-forged steel body . . . nickel-chrome plated. 12-inch handle; 15-inch chain. 2 sets of teeth. Capacity 1/4 to 4 inches. In plastic pouch.

9 M 55712—Wt. 1 lb. 13 oz. \$4.29



## Cut, bend, flare and join tubing accurately with a CRAFTSMAN Flaring or Swaging Tool Set

**9-piece Flaring Tool Set.** Handles brass, copper, aluminum and thin-wall tubing with ease. Includes flaring tool 9M5537, cutter 9M5533, and 6-piece bender set 9 M 5541. (All sold separately below and at right.) Metal box.

9 M 5527—Shpg. wt. 7 lbs. 5 oz. . . . Set \$8.99

**4 Flaring Tool.** Heavy duty. For 7 sizes from 3/16 to 1/2 in. O.D. Yoke swivel cone, slide bar handle. Meets Fed. Specs. GGG-F-451a. No box.

9 M 5537—Shpg. wt. 2 lbs. 10 oz. . . . \$4.29

**4- and 8-place Flaring Tools.** Rigid, ductile-iron frame. Hardened-steel die bar is precision made. Handle and tubing die bar have black oxidized finish. Both (9 M 5548, 9 M 55481) meet Federal Specifications GGG-F-451a.

**5 4-place.** For 3/16, 1/4, 5/16, 3/8-inch O.D.

9 M 5548—Shpg. wt. 2 lbs. 8 oz. . . . \$8.99

**8-place.** For 3/16, 1/4, 5/16, 3/8, 7/16, 1/2, 5/8, 3/4 in. outside diameter of tubing. (Not shown.)

9 M 55481—Shipping weight 3 lbs. . . . \$9.99

**6 6-piece Tube Bending Set.** For tubing 1/4 to 5/8-in. O.D. Tempered spring-steel tubes; flared ends. Cadmium plated. No box.

9 M 5541—Shpg. wt. 1 lb. 10 oz. . . . Set \$1.69

**7 Tubing Cutter.** Has steel wheel; 2 facing rollers. Turning feed knob. Cuts accurately up to 1-inch tubing. Slide-lock reamer. Without box.

9 M 5533—Shipping weight 12 oz. . . . \$1.99



**8 Hammer-type Flaring Tool Set.** Made of polished, hardened steel, then chrome plated. Bored ends. 5 pieces . . . 3/8, 1/2, 5/8, 3/4, 1/2-inch outside diameter of tubing.

9 M 5549—Shpg. wt. 12 oz. . . . Set \$3.59

**9 Swage Set.** Takes only a few hammer taps to make a coupling end. Join same-size copper tubing without the use of couplings.

5 pieces . . . 3/8, 1/2, 5/8, 3/4, 1/2-inch outside diameter. Cadmium-plated steel.

9 M 5520—Shpg. wt. 1 lb. 10 oz. . . . Set \$5.99



## CRAFTSMAN Tube Cutters

Capacities are based on outside diameter of tubing.

**10 1 1/2 to 3 1/2 in.\*** Cast iron frame much stronger than die-cast models . . . yet lightweight. Thin cutting wheel reduces burrs. Swinging arm for fast, easy adjustment. Ideal for copper, brass, aluminum and other thin-wall tubing.

9 M 55386—Shipping weight 3 lbs. 2 oz. . . . \$10.99

**11 1/2 to 1 1/2 in.\*** Extra-strong cast iron frame. Thin cutting wheel. Swinging arm for fast, easy adjustment. Fold-away reamer cuts burrs away. Extra cutting wheel included in knob.

9 M 55385—Shipping weight 14 ounces. . . . \$4.89

**12 1/4 to 1 1/2 in.** Frame is rigid zinc die casting. Efficient thin cutting wheel.

9 M 5528—Shipping weight 1 lb. 6 oz. . . . \$3.89

\*Meets Fed. Specs. GGG-C-771b, Type 2, Class 3.

## High-quality Plumbing Accessories and Tools

**13 CRAFTSMAN Plumber's Gasoline Furnace.** Melts 20 pounds of lead in 6 minutes. Concentrated heat at 2250° Fahrenheit. One-gallon capacity. Brass pump has automatic check. Valve assembly coil replaceable as a unit. Copper brazed joints.

9 M 5428—Shipping weight 14 pounds. . . . \$26.99

**14 Cast-iron Melting Pot.** Use with 9 M 5428 above. Top diam. 4 3/4 in. Holds about 12 lbs.

9 M 5435—Shipping weight 2 lbs. 14 oz. . . . \$1.89

**15 Cast-iron Pouring Ladle.** 10-in. handle. Screen strainer. Holds 1 1/2 pounds.

9 M 5436—Shipping weight 1 lb. 14 oz. . . . \$1.19

**16 Asbestos Joint Runner.** Cast iron spring clamp.

For 2, 4, 5 or 6-inch pipe. With metal tip to prevent raveling. 3/4-inch diameter.

9 M 5439—Shipping weight 1 lb. 14 oz. . . . \$2.69

**17 CRAFTSMAN Yarning Iron.** 1/2x8-inch steel stock. Chrome plated. 4-inch bit.

9 M 43275—Shipping weight 9 ounces. . . . \$1.39

**18 CRAFTSMAN Right and Left-hand Caulking Irons.** Forged steel for extra strength. 1/2x6 1/4-inch stock. Chrome plated.

9 M 43325—Right. Shipping weight 9 oz. . . . \$1.39

9 M 43345—Left. Shipping weight 9 oz. . . . 1.39


**19 CRAFTSMAN Caulking Irons.** 1-piece forged steel. Stronger and more durable than die cast irons. Chrome plated to resist rust.

9 M 43305—Straight 1 1/2x7 8 oz. \$1.39

9 M 43285—Out-concave 1 1/2x6 1/2 8 oz. 1.39

9 M 43295—In-concave. . . 1 1/2x6 1/2 8 oz. 1.39

9 M 43295—In-concave. . . 1 1/2x6 1/2 8 oz. 1.39



**20 Faucet Reseater Set.** Lead edge of tap is ground for easier turning. Opposite end is machined—handy to use as seat wrench. Cutter tops are heat-treated. Cadmium-plated tap shaft and handle.

Includes 7/16-27, 1/2-27, 3/8-27 thread size, combination tap and seat wrench. 6 brass seats. 6 beveled bibb washers. 3 screws. Black-oxidized finish cutter taps.

9 M 55692—Wt. 1 lb. 1 oz. Set \$3.99

**21 Angle Tapered Seat Wrench.** Designed to remove or insert all types of faucet seats. Makes easier work of a tough job. Hardened steel is cadmium plated to resist rust. Wrench is "L" shaped for just the right angle.

One leg is 6 in. long, tapered at end to a 3/16-in. square. Other leg is 7 in. long, tapered at end to 5/16-in. square. 1/2-in. shank diameter.

9 M 55682—Shipping weight 13 ounces. . . . 99c

**22 CRAFTSMAN Basin Wrench.** Self-adjusting forged steel jaws. Extra-long handle makes faucet nuts easier to remove. 11-inch handle is square for a firm wrench grip.

9 M 55681—Shipping weight 1 lb. 4 oz. . . \$1.79

**23 Small Strap Wrench.** Cast iron head 6-inch size. Breaking strength of 1000 lbs. 1/2 to 1-inch capacity. Sturdy strap.

9 M 55701—Wt. 10 oz. . . \$1.79


**24 Large Strap Wrench.** Cast iron head. 12-in. steel piping handle. Breaking strength of 3500 lbs. 1/2 to 2-inch capacity.

9 M55702—Wt. 1 lb. 10 oz. \$4.19

**25 Adjustable Slip and Lock Nut Wrench.** Shaped for removing or installing slip-nuts on "P" or "S" sink traps. Also for locknuts on sink strainers, spud-nuts on toilet connections and bonnet caps . . . many other uses.

Jaw adjusts from 3/4 to 3 inches. Cadmium-plated. 10 1/2 inches long. Wt. 1 lb. 8 oz.

9 M 55685 . . . \$1.99




### CRAFTSMAN Thread Cutter

Can be used with ordinary pipe wrench or chain wrench. Simple to use . . . just place wrench onto die, tighten and turn. Wrench turns entire threading unit. Cut threads in tight spots, between floor joists, etc.


Ideal economy tool for homeowner. Dies are set in cast-iron guides. CRAFTSMAN Pipe Compound included. See facing page for pipe and chain wrenches.

Shipping weight 1 pound 12 ounces.  
 9 M 53993— $\frac{1}{2}$ -inch size . . . . . \$5.99  
 9 M 53994— $\frac{3}{4}$ -inch size . . . . . 5.99



Guide Bushings. For solid die stocks in sets above. Also for most other standard makes, (9 M 5457F not shown). State catalog number, then size of bushing to correspond with die.  
 Shipping weight each 7 ounces.

Cat. No.	Size, in. (state size)	Fits sets	Ea.
9M5457F	$\frac{1}{4}$ , $\frac{3}{8}$ , $\frac{1}{2}$ , $\frac{3}{4}$ , 1	9M5524, 9.5387	\$1.19
9M5458F	$\frac{1}{4}$ , $\frac{3}{8}$ , $\frac{1}{2}$ , $\frac{3}{4}$ , 1	99M5385C, 99M5395C	1.19
9M5459F	$\frac{1}{4}$ , $\frac{3}{8}$ , $\frac{1}{2}$ , $\frac{3}{4}$ , 1, 1 $\frac{1}{4}$	99M5390C	1.49
9M5454F	$\frac{1}{2}$ , $\frac{3}{4}$ , 1, 1 $\frac{1}{4}$ , 1 $\frac{1}{2}$ , 2	99M5386C	2.19



### 2 5-Die Set \$32.99

### CRAFTSMAN Pipe Threaders . . chip ejectors help eliminate clog

**1 Solid 2-Die Set.** Professional quality. Double-thread throats give easier starting with extra-fine starting threads. Self-feeding inserted tool steel cutters. Solid guide bushings (as 9M5457F below). Threads  $\frac{1}{2}$  and  $\frac{3}{4}$ -in. pipe. 2x2-in. dies. Cuts National pipe threads (NPT).  $\frac{1}{2}$  pint thread cutting oil.

9 M 5524—Wt. 7 lbs. . . . . Set \$13.79

**2 Ratchet Solid-Die Sets.** Double-thread throats give you easier starting because starting threads are extra fine. Ratchet action pumps dies on pipe. Double pawls reduce lost motion 50%. Self-feeding, inserted tool steel cutters, cuts right-hand National pipe threads (NPT). Solid cast guide bushings.  $\frac{1}{2}$ -pint thread cutting oil. Metal carrying rack with all sets except 99 M 5386C. Designed for professional use.

Five 2x2-in. For  $\frac{1}{4}$ ,  $\frac{3}{8}$ ,  $\frac{1}{2}$ ,  $\frac{3}{4}$ , 1 in.  
 99 M 5385C—Wt. 14 lbs. . . . . Set \$32.99


Three 2x2-in. For  $\frac{1}{2}$ ,  $\frac{3}{4}$ , 1-in. pipe.  
 99 M 5395C—Wt. 11 lbs. . . . . Set \$26.99

Four 2 $\frac{1}{2}$ x2 $\frac{1}{2}$ -in.  $\frac{1}{2}$ ,  $\frac{3}{4}$ , 1, 1 $\frac{1}{4}$  in.  
 99 M 5390C—Wt. 14 lbs. . . . . Set \$31.99

Three 4x4-in. For 1 $\frac{1}{4}$ , 1 $\frac{1}{2}$ , 2-in.  
 99 M 5386C—Wt. 16 lbs. . . . . Set \$30.99



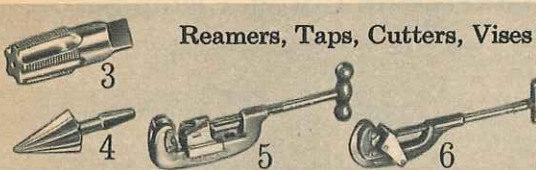
Solid Dies. Top professional quality for lasting sharpness and long wear. For use with solid die stocks in sets above; also most other standard makes. Double-threaded throats . . . starting threads are finer for extra-easy starting.  
 State catalog number, then size.



Adjustable 2-piece Dies. Self-feeding with double-thread throats. Professional quality for lasting sharpness. Fit all Number 2A die stocks.  
 Shipping wt. each 12 oz.

9 M 54821— $\frac{1}{4}$ -inch . . . . . \$4.89  
 9 M 54822— $\frac{3}{8}$ -inch . . . . . 4.89  
 9 M 54823— $\frac{1}{2}$ -inch . . . . . 4.89  
 9 M 54824— $\frac{3}{4}$ -inch . . . . . 4.89  
 9 M 54825—1-inch . . . . . 4.89

Cat. No.	Size, in. (state size)	Fits stock	Shpg. wt.	Each
9M5510F	$\frac{1}{4}$ , $\frac{3}{8}$ , $\frac{1}{2}$ , $\frac{3}{4}$ , 1	2x2 in. . . . .	9 oz.	\$4.39
9M5470F	$\frac{1}{4}$ , $\frac{3}{8}$ , $\frac{1}{2}$ , $\frac{3}{4}$ , 1, 1 $\frac{1}{4}$	2 $\frac{1}{2}$ x2 $\frac{1}{2}$ in. . . . .	13 oz.	4.89
9M5472F	$\frac{1}{2}$ , $\frac{3}{4}$ , 1, 1 $\frac{1}{4}$ , 1 $\frac{1}{2}$ , 2	4x4 in. . . . .	2 lbs. 2 oz.	6.99



### Reamers, Taps, Cutters, Vises

**3 Taper-style Pipe Taps.** Made of Kromedge steel. Stays sharp MUCH longer than ordinary steel! Cut right hand. National pipe threads (NPT). Tool steel; heat-treated and hardened. Self-threading. Professional quality. Meet Federal Specifications, GGG-T-60.

Catalog Number	Size in.	Thrds. per in.	Shpg. wt.	Each
9M54531	$\frac{1}{8}$	27	3 oz.	69c
9M54532	$\frac{1}{4}$	18	4 oz.	89c
9M54533	$\frac{3}{8}$	18	5 oz.	\$1.19
9M54534	$\frac{1}{2}$	14	6 oz.	1.99
9M54535	$\frac{3}{4}$	14	10 oz.	2.99
9M54536	1	11 $\frac{1}{2}$	1 lb.	4.49

**4 CRAFTSMAN Burring Reamers.** Spiral flutes. Tapered square shank for bit brace. Tool steel.  
 For pipe  $\frac{1}{4}$  to 1 $\frac{1}{4}$  in.  
 9 M 5513—Wt. 10 oz. . . . . \$3.29  
 For pipe  $\frac{1}{4}$  to 2 in.  
 Shpg. wt. 1 lb. 5 oz.  
 9 M 5514 . . . . . \$4.89

**5 CRAFTSMAN Pipe Cutter.** Heavy duty professional quality. Alloy-steel cutting wheel. 2 rollers. No. 2 size; cuts pipe  $\frac{1}{2}$  to 2 in.  
 9 M 55072—Wt. 6 lbs. \$15.99  
 Extra Cutting Wheel for Cutter 9 M 55072 above.  
 9 M 55033—Wt. 2 oz. . . . . \$1.19

**6 Saunders-type Pipe Cutter.** Has one thin tool-steel cutting wheel; two sturdy hardened steel rollers.  
 No. 1. Cuts pipe  $\frac{1}{8}$  to 1 in. Wt. 3 lbs. 7 oz.  
 9 M 55021 . . . . . \$6.99  
 No. 2. Cuts pipe  $\frac{1}{2}$  to 2 in. Wt. 6 lbs. 13 oz.  
 9 M 55022 . . . . . \$10.49

Extra Cutting Wheels. No. 1 fits 9M55021 above. Size No. 2 fits 9M55022 and former 9-5507.  
 Shpg. wt. 2 oz.  
 9 M 55031—No. 1. \$1.09  
 9 M 55032—No. 2. 1.19

**7 Chain-type Pipe Vise.** Hardened steel chain . . 8000-lb. breaking point. No skinned knuckles . . easy-to-use handle on top. Ductile iron frame and jaws . . jaws milled in the casting. Takes pipe up to 3 inches.  
 9 M 5557—Wt. 5 lbs. 6 oz. . . . \$7.99

**(8)-(9) Pipe Vise.** Malleable iron frame: 3 replaceable, alloy-steel jaws. Hinged; with reversible, automatic lock. Bends pipe up to  $\frac{3}{4}$ -inch diameter.

**8  $\frac{1}{8}$  to 1 $\frac{1}{2}$  inch capacity.**  
 9 M 5539—Wt. 4 lbs. 7 oz. \$5.89  
**9  $\frac{1}{8}$  to 2 $\frac{1}{2}$  inch capacity.**  
 99 M 5553C—Wt. 10 lbs. \$10.79



### Drain Auger

For  $\frac{1}{4}$ ,  $\frac{3}{8}$ -in. electric drills

**\$24.99**

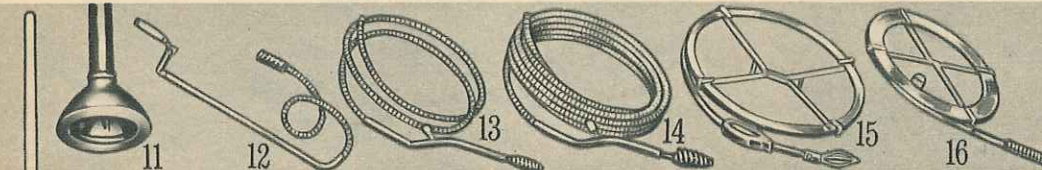
Clear clogged-up plumbing the easy way. Connect auger to  $\frac{1}{4}$  or  $\frac{3}{8}$ -in. electric drill. Insert spear point in drain opening . . flip switch. In moments . . normal stoppages in sink, bathtub or floor drain can be cleared.  
 Drop-head type spear point revolves as it digs. 25 ft. of tough, flexible piano wire goes around sharp bends in sewer line, pipes. Rotation is reversible. Stores in steel container for extra convenience. Auger diameter  $\frac{1}{4}$  inch.  
 9 M 1845—Wt. 12 lbs. . . . \$24.99



### Drain Augers

**17 25-ft. Self-storing Drain Auger.**  $\frac{1}{4}$ -in. wire coil rolls up in steel container. Tumble head with 2 universal joints turns corners—travels down waste pipe rather than up stack. Rotate knob to open drain.  
 9M55356—Wt. 6 lbs. 2 oz. . . . \$8.39

**18 15-ft. Self-storing Drain Auger.**  $\frac{1}{4}$ -in. spring steel coil rolls up in rust-resistant steel container—makes it easier to work in cramped places. Rotate knob to open drain.  
 9 M 5547—Wt. 3 lbs. 12 oz. \$4.49




**10 Two-way Rubber Force Cup.** For use in sinks, toilets, etc. 24-in. wood handle; threaded  $\frac{5}{8}$ -inch rubber cup with ribbed interior.  
 Shpg. wt. 1 lb. 6 oz.  
 9 M 5526 . . . . . 49c

**12 Closet Auger.** Flexible coil of zinc plated spring steel; slides in steel tube. Steel crank; wood handle. Removable wire corkscrew. Has rubber guard. 5 $\frac{1}{2}$  ft. long over-all.  
 Shipping weight 3 lbs.  
 99 M 5534C . . . \$2.39

**14 Drain and Trap Auger.** Extra-flexible. Sharp hook breaks through tough stoppages to open drain.  
 $\frac{1}{2}$ -inch coiled spring steel. Auger-type handle grips spring at any point for more efficient clearing. Zinc plated to resist rust. Choice of three sizes below.  
 15 ft. Shpg. wt. 4 lbs.  
 9 M 55361—Ea. \$3.19  
 25 ft. Wt. 6 lbs. 2 oz.  
 9 M 55362—Ea. \$4.39  
 50 ft. Shpg. wt. 12 lbs.  
 9 M 55345—Ea. \$5.99

**15 Flat Sewer Rods.** Spring steel.  $\frac{1}{16}$  in. thick. Revolving spear-point clears the way quickly. Special sliding handle grips rod firmly at any point. Steel frame holds rod for compact storage.  
 50-foot Rod,  $\frac{1}{2}$  inch wide.  
 99 M 5509C—Wt. 8 lbs. . . . \$7.69  
 50-foot Rod;  $\frac{3}{4}$  inch wide.  
 99 M 5539C—Wt. 10 lbs. . . . 9.79  
 100-foot Rod;  $\frac{3}{4}$  inch wide.  
 99 M 5540C—Wt. 18 lbs. . . 15.49

**16 Hook-end Cleanout Auger.** Thin, flat clock-spring steel . . strong, yet flexible. 25 feet long,  $\frac{1}{4}$  inch wide. Will not kink. Holder for convenient storage.  
 9 M 5532—Wt. 1 lb. 2 oz. . . \$1.29



4-piece Set  
\$8.19

## Our Best CRAFTSMAN Wood Chisels

REG. U.S. PAT. OFF.

Austempered to stay super sharp . . . tough plastic handles take terrific punishment, last much longer than ordinary wood handles

Here's a chisel that's rugged . . . built to give you long-lasting service. Each 2½-inch blade is hammer forged from chrome-vanadium steel, then austempered for maximum toughness and edge-holding quality.


Next, blade is precision ground and polished to a mirror-bright finish.

Blade is finally chrome-plated and lacquered to resist rust. Tang extends completely into tough plastic handle.

Set of 4 Chisels. Most used sizes. ¼, ½, ¾ and 1 inch. Complete with durable plastic pouch to keep chisels neat and handy.

9 M 36831—Wt. 1 lb. 8 oz. . . . Set \$8.19

Catalog No.	Width	Shpg. wt.	Each	Catalog No.	Width	Shpg. wt.	Each
Individual Chisels				Individual Chisels (continued)			
9 M 36840	¼ inch	6 ounces	\$1.99	9 M 36844	1 inch	8 ounces	\$2.69
9 M 36842	½ inch	7 ounces	2.29	9 M 36845	1¼ inch	10 ounces	2.99
9 M 36843	¾ inch	7 ounces	2.49				



All forged alloy steel. Chrome plated. Austempered for toughness. Precision ground bevels and cutting edge. Hexagonal shank. Round head.

Set of 4 Chisels in plastic pouch. ¼, ½, ¾ and 1 inch . . . these are most-used sizes. Lightweight, convenient, (see complete listing of sizes below). 9 M 3680—Wt. 1 lb. 5 oz. . . . Set \$4.69

Individual Chisels. 2½-inch size is double beveled. Hammer forged. Hold their keen edge . . . withstand punishing blows and side-pull.

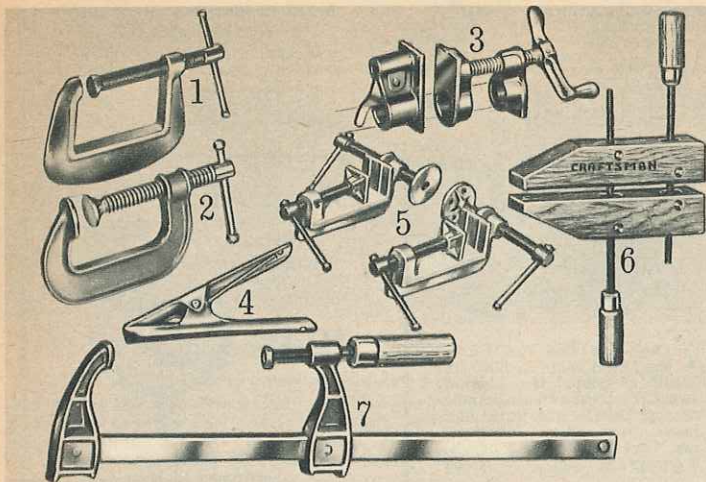
3-piece Chisel Set. Lightweight; well-balanced tang type. Tough plastic handles. Precision-ground cutting edges. Good general-purpose tool.

Three sizes in set: ¼, ½ and 1 inch. Come in handy plastic pouch.

Shipping weight 14 ounces. 9 M 3682 . . . . . Set \$2.99

### Individual Chisels

Catalog No.	Width	Shpg. wt.	Each	Catalog Number	Width	Shipping weight	Each
9 M 36871	¼ in.	3 oz.	99c	9 M 36823	¼ in.	.4 oz.	89c
9 M 36872	½ in.	5 oz.	\$1.19	9 M 36824	½ in.	.5 oz.	99c
9 M 36873	¾ in.	6 oz.	1.39	9 M 36825	¾ in.	.6 oz.	\$1.09
9 M 36874	1 in.	11 oz.	1.69	9 M 36826	1 in.	.7 oz.	1.19
9 M 36875	1¼ in.	1 lb. 1 oz.	1.99	9 M 36827	1¼ in.	.7 oz.	1.39
9 M 36876	2½ in.	1 lb. 4 oz.	2.49				



## Clamps to make gluing, sawing, welding easy

**1 Aluminum alloy "C" Clamp.** Won't rust or warp . . . designed for extra-long life. Very light, strong. Steel screw. Sliding handle.

Catalog Number	Opens to	Shpg. wt.	Price each
9 M 66701	1 in.	3 oz.	49c
9 M 66702	2 in.	5 oz.	69c
9 M 66703	3 in.	10 oz.	\$1.09
9 M 66704	4 in.	13 oz.	1.59

**2 Standard Malleable-iron "C" Clamp.** Plated steel screw; sliding handle. Has heavy iron frame.

Catalog Number	Opens to	Throat depth, in.	Shpg. wt. lbs. oz.	Price each
9 M 66671	1 in.	1	4	29c
9 M 66672	2 in.	1½	7	49c
9 M 66673	3 in.	1¾	15	89c
9 M 66674	4 in.	2	2	\$1.49
9 M 66675	5 in.	2½	8	1.99
9 M 66676	6 in.	2¾	14	2.29
9 M 66678	8 in.	3¼	4	3.49

**Deep-throat "C" Clamps (not shown).** Made of pearlitic iron . . . 20% stronger than malleable iron!

Catalog Number	Opens to	Throat depth	Shpg. wt.	Price each
9 M 66681	1 in.	3 in.	9	49c
9 M 66682	2½ in.	4½ in.	1	\$1.39
9 M 66684	4 in.	5 in.	2	2.69

**3 Gluing Clamp.** Pipe cap fits regular ¾-in. threaded pipe (pipe not incl.). Jaw face 1¼x1½ in. Shpg. wt. 2-pc. set, 3 lbs. 3 oz. 9 M 6674 . . . . . Set \$2.99

**4 Spring Clamps.** Made of heavy-gauge steel. Strong steel spring.

Catalog Number	Opens to	Over-all length	Wt. each	Each
9M66691	1 in.	4 in.	4 oz.	39c
9M66692	2 in.	6 in.	9 oz.	59c
9M66693	3 in.	9 in.	15 oz.	99c

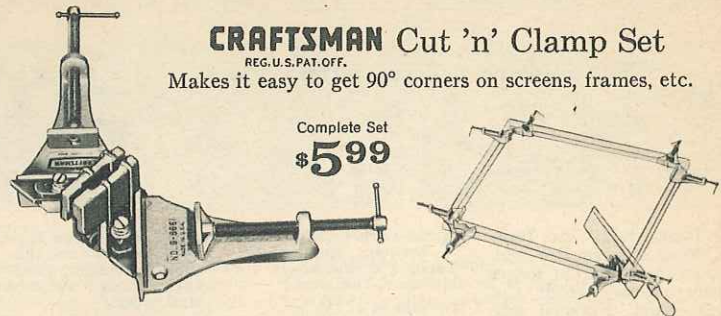
**5 CRAFTSMAN Gluing Clamps.** Hold work-piece up to 6 ft. long. Mount on bench up to 2 in. thick or 2x2-in. board. Aluminum alloy. 1½x2½x4½ in. Set of two. 9M6660—Wt. 1 lb. 3 oz. . . . Set \$1.99

**6 CRAFTSMAN Adjustable Gluing Clamps.** Select hardwood jaws. Opening to 4 inches. 9M66634—Wt. 2 lbs. 2 oz. Each \$3.69

Opening to 7 inches. 9M66637—Wt. 3 lbs. 6 oz. Each 4.59

Opening to 10 inches. 9M66639—Wt. 5 lbs. 2 oz. Each 5.79

**7 Light-service Bar Clamp.** 2½-in. jaw grips 24-inch bar anywhere. 99 M 6665C—Shpg. wt. 3 lbs. Each . . . . . \$3.19



## CRAFTSMAN Cut 'n' Clamp Set

REG. U.S. PAT. OFF.

Makes it easy to get 90° corners on screens, frames, etc.


Complete Set  
\$5.99

Just mark frame size . . . clamp . . . then cut. You get perfect 90° corners every time. Gluing, nailing and stapling are easy, corners are stronger because frame pieces fit exactly . . . with no gaps. Holds pieces up to 3 in. wide, guides saw for precise 45° angle cuts. Fits any back or hand saw . . . guides adjust to width of blade. Can be fastened to table or work bench. Full set includes 3 corner clamps and one-miter box corner clamp . . . all of aluminum alloy.

9 M 66614—Shipping weight 2 pounds 13 ounces. . . . . Set \$5.99

9 M 6661—Miter-box 45° Corner Clamp only. Shpg. wt. 1 lb. 2 oz. . . . . 1.99

9 M 6666—Corner Clamp only (3 needed with above clamp). Wt. 12 oz. Ea. 1.39



**8 CRAFTSMAN Axe Stone.** Vitrified silicon carbide. One side coarse grit; other side fine. ¾-in. thick. 3-inch diameter. 9 M 6450—Shpg. wt. 7 oz. . . . . 89c

**9 Oval Scythe Stone.** Vitrified aluminum oxide. 11x1¼x¾ in. 9 M 6445—Shpg. wt. 10 oz. . . . . 49c

**10 CRAFTSMAN Vitrified File.** For mowers, sickles, etc. 14 inches long for easy sharpening. 9 M 6452—Shpg. wt. 1 lb. 6 oz. . \$1.19

**11 CRAFTSMAN Pocket Stone.** Silicon carbide. Plastic carrying case. Fine grit. 3x½x¼ inches. 9 M 6441—Shpg. wt. 2 oz. . . . . 29c

**12 CRAFTSMAN Combination Sharpener Stone.** Made of vitrified silicon carbide. Coarse grit on one side and fine grit on the other side.

Catalog Number	Size	Shipping weight	Each
9 M 64400	5x2x¾ in.	12 oz.	\$1.29
9 M 64401	6x2x1 in.	1 lb.	1.49
9 M 64402	7x2x1 in.	1 lb.	1.69

**13 CRAFTSMAN Tapered Flat Stone.** Here's the stone that's perfect for general-purpose sharpening. Made of vitrified silicon carbide abrasive. Measures 9½x1½x½ inches. 9 M 6446—Shpg. wt. 7 oz. . . . . 49c

No money down on anything  
Sears sells . . . see page 98

No Money Down on anything Sears sells  
SEE PAGE 98 FOR DETAILS



## Adhesives for every shop and home purpose

**1 Plastic Rubber.** Vulcanizes without use of heat. Rubber in putty form... molds into any shape. Use it for waterproofing, insulating, caulking... repair rubbers, raincoats, etc. Stays elastic. Expands, contracts with temperature changes. 4-oz. tube. Shipping weight 8 oz.  
9 M 8067..... Tube 69c

**2 Household Cement.** For most home and shop jobs. Vinyl base. Mends vinyl plastics, china, glass, ceramics, cloth, paper and leather. Dries clear... won't stain. Waterproof—use indoors or out. Dries fast. Hardens with age. 2-oz. tube. Shipping weight 4 oz.  
9 M 8068..... Tube 49c

**3 Hide Glue.** The right glue for cabinet making. Makes a durable wood bonding that's stronger than the wood itself. Also for fabrics, leather, cardboard and other porous materials. In squeeze bottle.

Catalog No.	Size	Shpg. wt.	Each
9 M 80621	1-ounce	4 ounces	19c
9 M 80622	4-ounce	8 ounces	49c
9 M 80623	8-ounce	14 ounces	89c

**4 Weatherstrip Adhesive.** Adheres to glass, rubber, metal, wood or cloth. Use for auto door gaskets, sponge rubber stripping. 5-oz. tube.  
9 M 8076—Shpg. wt. 9 oz. Tube 59c

**5 Stitchless Mender.** Mends, patches... stops raveling, runs in fabrics. Bonds leather to fabrics. 2-oz. tube.  
9 M 8070—Shpg. wt. 5 oz. Tube 59c

**6 Plastic Aluminum.** Solders, seals, patches. For auto, home, shop. No tools, heat or flame needed. Bonds to metal, wood, leather, etc. 5½-oz. tube.  
9 M 8069—Shpg. wt. 10 oz. Tube 59c

**7 Styrene Cement.** Clear, waterproof liquid. For welding model cars, planes, other polystyrene plastic items. Sets in 5 to 15 min. 1-oz. tube.  
9 M 8050—Shpg. wt. 4 oz. Tube 19c

**8 Epoxy Cement.** World's strongest cement! Bonds wood, metals, pottery, porous materials, most plastics. Water and shrink-proof. Set of 2 tubes: (1) resin, (2) hardener. 1 fluid ounce.  
9 M 8059—Shpg. wt. 6 oz....Set 59c

**9 White Rubber Cement.** 4-oz. jar.  
9 M 8077—Shpg. wt. 10 oz. Jar 39c

**10 Pliobond®.** Bonds fabric to fabric and to leather. 2-oz. tube.  
9 M 8072—Shpg. wt. 5 oz. Tube 59c

**11 Filled Epoxy Cement.** *World's strongest!* Patch holes in auto bodies, boats, hard plastics, tile, etc. Can be sanded, drilled, filed. Set of two tubes: 5-oz. tube of resin and 5-oz. tube of hardener. Shipping weight 1 lb. 1 oz.  
9 M 80605.....Set \$1.89

**12 Casein Glue.** Bonds wood, porous materials. For use outdoors or in humid areas... resists water, sets at low temperature. 12-ounce can. Shipping weight 1 lb. 2 oz.  
9 M 8063.....Can 79c

**13 Contact Cement.** For no-clamp bonding of plastic laminates to tables, sinks, cabinets, etc. Bonds porous and non-porous materials to wood, rubber, leather.

Catalog No.	Size	Shipping wt.	Each
9 M 80651	4 oz.	... 8 oz.	49c
9 M 80652	16 oz.	1 lb. 4 oz.	\$1.29
9 M 80653	1 qt.	2 lbs. 5 oz.	1.99
99M80654C	1 gal.	8 lbs.....	6.29

**14 Plastic Resin Glue.** For furniture, veneering, cabinetmaking. Resists water, won't stain. In can.

Catalog No.	Size	Shipping wt.	Each
9 M 80661	2½ oz.	... 8 oz.	39c
9 M 80662	5 oz.	... 10 oz.	59c
9 M 80663	12 oz.	1 lb. 1 oz.	89c

**15 Waterproof Glue.** Bonds porous materials. For boats, outdoor furniture, etc.

¼-pint can.  
9 M 80641—Wt. 14 oz...Can \$1.09  
1-pint can.  
9 M 80642—Wt. 2 lbs....Can 2.99

**16 All-purpose White Glue.** Sets quickly, dries clear. For mosaic tiles, to repair furniture, dolls, etc.

Catalog No.	Size	Shpg. wt.	Each
9 M 80611	2-oz.	... 5 oz.	25c
9 M 80612	4-oz.	... 8 oz.	39c
9 M 80613	8-oz.	... 14 oz.	69c
9 M 80614	16-oz.	1 lb. 8 oz.	\$1.09
9 M 80615	1-qt.	2 lbs. 10 oz.	1.99
99M80616C	1-gal.	11 lbs.....	4.99

You can equip a complete workshop from this book... see index, page 98



## Lubricants, Rust-preventives... Belt Dressing and Lock Defroster

**17 Silicone Spray.** All-around lubricant for rubber, metal and wood.  
9 M 5576—Net. wt. 8 oz. Wt. 15 oz.... 99c  
Rust Preventive Oil. In spray can.  
9 M 55762—Net. wt. 5 oz. Wt. 10 oz.... 59c

**18 Penetrating Oil.** For rusty joints.  
9 M 5593—Net. wt. 4 oz. Wt. 7 oz.... 35c  
9 M 55931—1-pt. can. Wt. 1 lb. 6 oz.... 59c  
9 M 55932—6-oz. spray can. Wt. 11 oz.... 79c

**19 Non-corrosive Oil.** Light-duty for general household use. Net wt. 4 oz.  
9 M 5594—Shipping weight 7 oz.... 29c  
9 M 55941—1 qt. Wt. 2 lbs. 7 oz.... 89c  
Clippers, Shaver Oil. Tube. Net ½ oz.  
9 M 55745—Shipping weight 4 oz.... 29c  
Fine Household Oil. In can. Net wt. 4 oz.  
9 M 55943—Shipping weight 8 oz.... 35c  
**20 Rubber Lubricant.** Net wt. 8 oz.  
9 M 55942—Shpg. wt. 12 oz.... 49c

**21 New... Lock Defroster.** Net ½ oz.  
9 M 55746—Shipping wt. 4 oz.... 29c  
**22 New... Belt Dressing.** Net wt. 4 oz.  
9 M 55944—Shpg. wt. 8 oz.... 39c  
**23 Gear Case Lubricant.** Net wt. 4 oz.  
9 M 2593—Shipping wt. 9 oz.... 69c  
**24 New... Lubrication Kit.** 1 vial each: lt. mach. oil, dry and graphite oil.  
9 M 55741—Shpg. wt. 6 oz.... Kit 79c

**25 Graphite Oil.** ¼-oz. net weight.  
9 M 5574—Shpg. wt. 4 oz.... 25c  
Graphite Powder. ¼-oz. net weight.  
9 M 55742—Shpg. wt. 3 oz.... 19c  
Dry White Lube. ½-oz. net weight.  
9 M 55744—Shpg. wt. 3 oz.... 19c  
Graphite Penetrating Oil.  
9 M 55743—4-oz. net. Wt. 8 oz.... 39c  
**26 1-ounce Grease Stick.**  
9 M 5577—Shpg. wt. 4 oz.... 29c

FREE GLUING AND CLAMPING BOOKLET. Write Sears Personal Service Department and ask for Booklet No. SR-600



7-pc. Kit  
**\$12.99**  
 Including  
 2500 staples

**Two Power Settings**  
**STANDARD** for regular work  
**HIGH** for heavy-duty work

**CRAFTSMAN Variable Only**  
 REG. U.S. PAT. OFF.  
**Compression Stapler \$10.99**

**Stapler only.** Drives  $\frac{1}{4}$  to  $\frac{1}{16}$ -inch .050 wire staples into soft or hard wood and other materials. Use it for installing all types of insulating batts, ceiling tile, screen wire, roofing, building paper and wire fabric. Has the right driving power for every job. Just push top button to shift from standard to high. Trigger-action keeps base firm and steady for more driving power. Reduces "misfiring" and jamming... avoids bending, breaking staples. Bottom opens for reloading. Rust resistant finish. 7 in. long. Built-in staple extractor.

9 M 6847—Shipping weight 2 pounds 10 ounces..... \$10.99

**7-piece Kit.** Includes 2500 of .050 steel wire staples—1000 each  $\frac{1}{4}$  and  $\frac{1}{8}$ -in. for general use; 500 of  $\frac{1}{16}$ -inch for heavy-duty jobs. Also includes screen stretcher, belt hook and fitted, reusable plastic case.


9 M 68472—Shipping weight 3 pounds 10 ounces..... Kit \$12.99

**Staples for Staplers**  
 9 M 6847, 9 M 2645  
 and 9 M 6844. Made  
 of .050 high-carbon  
 steel wire. Width of  
 staples  $\frac{1}{2}$  inch.

Lgth. in.	Package of 1000			Package of 5000		
	Cat. No.	Wt.	Pkg.	Cat. No.	Shpg. wt.	Pkg.
$\frac{1}{4}$ ...	9M68402	7 oz.	59¢	9M68652	1 lb. 6 oz.	\$2.19
$\frac{3}{16}$ ...	9M68658	7 oz.	59¢	9M68653	1 lb. 11 oz.	2.39
$\frac{1}{2}$ ...	9M68403	8 oz.	69¢	9M68654	1 lb. 13 oz.	2.49
$\frac{5}{8}$ ...	9M68404	9 oz.	69¢	9M68656	2 lbs. 4 oz.	2.89
$\frac{7}{8}$ ...	9M68659	10 oz.	79¢	9M68657	2 lbs. 9 oz.	3.39

**CRAFTSMAN**  
 REG. U.S. PAT. OFF.  
**Power  
 Stapler**

Drives staples as fast as you squeeze the trigger. You can dial the right power to fit the job, too



**\$5.99**  
 with 5000 staples



Drives  $\frac{1}{4}$  through  $\frac{1}{16}$ -inch long by  $\frac{1}{2}$ -inch wide .050 wire staples. Silicon-controlled rectifier gives regulated power surge. Increase or decrease power output as needed to fit pressure to material being stapled. Ideal for commercial installation and building construction work.

Speeds installation of ceiling tile, felt paper, insulation (rolls or batts), weather stripping and wire screen. Also for fastening carpeting, stair runners, upholstery and other jobs. Polished aluminum alloy housing; high impact plastic handle; trigger switch. Hardened steel striking hammer and staple track. Includes 1000 each of  $\frac{1}{4}$ ,  $\frac{5}{16}$ ,  $\frac{3}{8}$ ,  $\frac{1}{2}$ ,  $\frac{5}{8}$ ,  $\frac{1}{16}$ -in. staples. 110-120-v., 60-c. AC. 10-ft. 3-wire cord, adapter. UL listed.

9 M 2645—Shipping weight 6 pounds 2 ounces..... \$59.99

**CRAFTSMAN**  
 REG. U.S. PAT. OFF.  
**Heavy-duty Rivet Tool**

Rivets anything from leather to  $\frac{3}{8}$ -in. sheet steel

**\$19.99**



**How Rivet tools work**

- 1 Insert rivet stem in tool. Place rivet into hole you want fastened
- 2 Squeeze tool... it breaks off stem and flattens bottom of rivet automatically

Install and set rivets... fasten together almost any materials from one side... won't loosen from vibration. Takes  $\frac{1}{8}$ ,  $\frac{5}{32}$  and  $\frac{3}{16}$ -inch diameter steel or aluminum rivets; plus  $\frac{1}{8}$ -inch diameter copper and  $\frac{3}{16}$ -inch diameter large-flange rivets. Handles designed for greater leverage and one-hand operation. Forged-steel handles and head are heat-treated and hardened. 3 interchangeable nosepieces screw into hardened steel insert. Nosepieces store under head. Die-cast aluminum frame in hammer-loid finish. Plastic grips. With wrench.

9 M 7452—Shipping weight 1 pound 7 ounces..... \$19.99

**Lightweight Rivet Tool**

With 40-piece kit


**\$4.49**



For medium duty, one side riveting. Head has 2 openings: one for  $\frac{1}{8}$ -in. diam. steel or aluminum rivets; other for  $\frac{5}{32}$  or  $\frac{3}{16}$ -in. diam. aluminum rivets (won't take  $\frac{5}{32}$  or  $\frac{3}{16}$ -in. diam. steel rivets.) Stamped steel, hammerloid finish. 30 rivets, 10 back-up plates.

9 M 7453—Shipping weight 1 pound 4 ounces..... \$4.49

**Extra Back-up Plates.** For  $\frac{1}{8}$ -inch diameter rivets. Box of 50.  
 9 M 74539—Shipping weight 4 ounces..... Box 45c



**CRAFTSMAN Stapler**

Drives  $\frac{1}{4}$  through  $\frac{1}{16}$ -inch .050 wire staples. Helps take the work out of tack, brad and small-nail hammering jobs. Excellent for installing insulating materials. With heavier-duty staples, install wire fabric netting for poultry coops, animal pens, trellises. Apply roofing, ceiling tile, screen wire.

Strong guard on handle to protect hand. Hook locks handle down flat for easy carrying. Bottom opens for reloading. Rust-resistant finish. 7 inches long. Includes staple extractor and 100 staples. Uses  $\frac{1}{4}$ ,  $\frac{5}{16}$ ,  $\frac{3}{8}$ ,  $\frac{1}{2}$  and  $\frac{5}{8}$ -inch lengths. (See staples above.)

9 M 6844—Shpg. wt. 2 lbs. 11 oz. \$8.49

**Low-priced Stapler.** Drives  $\frac{5}{16}$ -inch .030 wire staples into wood and Masonite Presswood®, other materials. One hand releases handle lock. Built-in staple extractor. Bottom opens for reloading. Rust-resistant finish. 6 in. long. Includes 100-staple strip. (See staples below.)

9 M 68464—Shpg. wt. 1 lb. 4 oz. \$3.59

Package of 1000  $\frac{5}{16}$ -inch .030 wire Staples for 9 M 68464.

9 M 68463—Shpg. wt. 5 oz. .... Pkg. 59c

Package of 5000.

9 M 68467—Shpg. wt. 14 oz. .... Pkg. \$2.29

**Extra Rivets for both Riveting Tools at right**

Short for work up to  $\frac{1}{8}$  in. thick; medium for over  $\frac{1}{8}$  to  $\frac{1}{4}$  in.; long for over  $\frac{1}{4}$  to  $\frac{3}{8}$  in.

Catalog Number	Size	Dia. in.	For Tool	Box of	Wt. lbs./oz.	Price Box	Catalog Number	Size	Dia. in.	For Tool	Box of	Wt. lbs./oz.	Price Box
<b>Steel Rivets</b>													
9M74521	Short	$\frac{1}{8}$	yes	25	4 45c	9M74580	Med.	$\frac{1}{8}$	yes	yes	20	3 45c	
9M74522	Short	$\frac{1}{8}$	yes	75	6 99c	9M74581	Med.	$\frac{5}{32}$	yes	yes	20	3 45c	
9M74523	Short	$\frac{1}{8}$	yes	500	1 10 \$4.99	9M74582	Med.	$\frac{3}{16}$	yes	yes	45	3 99c	
9M74525	Med.	$\frac{1}{8}$	yes	20	4 45c	9M74583	Med.	$\frac{1}{4}$	yes	yes	250	12 \$3.99	
9M74526	Med.	$\frac{1}{8}$	yes	65	4 99c	9M74585	Long	$\frac{3}{16}$	yes	yes	20	3 45c	
9M74527	Med.	$\frac{1}{8}$	yes	500	1 13 \$5.99	9M74586	Long	$\frac{1}{4}$	yes	yes	45	3 99c	
9M74531	Long	$\frac{1}{8}$	yes	15	4 45c	9M74587	Long	$\frac{5}{16}$	yes	yes	250	15 4.49	
9M74532	Long	$\frac{1}{8}$	yes	60	6 99c	9M74590	Med.	$\frac{3}{16}$	yes	yes	15	3 45c	
9M74533	Long	$\frac{1}{8}$	yes	500	2 2 6.39	9M74591	Med.	$\frac{1}{4}$	yes	yes	40	3 99c	
9M74542	Short	$\frac{5}{32}$	yes	250	1 7 3.69	9M74592	Med.	$\frac{3}{16}$	yes	yes	250	15 4.49	
9M74543	Med.	$\frac{5}{32}$	yes	250	1 9 3.99	9M74594	Long	$\frac{3}{16}$	yes	yes	15	3 45c	
9M74544	Long	$\frac{5}{32}$	yes	250	1 10 4.39	9M74595	Long	$\frac{1}{4}$	yes	yes	40	3 99c	
9M74546	Short	$\frac{3}{16}$	yes	250	2 2 4.99	9M74596	Long	$\frac{1}{4}$	yes	yes	250	1 2 5.39	
9M74547	Med.	$\frac{3}{16}$	yes	250	2 6 5.39	9M74746*	Long	$\frac{3}{16}$	yes	no	12	3 45c	
9M74548	Long	$\frac{3}{16}$	yes	250	2 10 5.69	9M74747*	Long	$\frac{1}{4}$	yes	no	30	5 99c	
						9M74748*	Long	$\frac{1}{4}$	yes	no	250	1 6 6.49	
<b>Copper Rivets</b>													
9M74741	Med.	$\frac{1}{8}$	yes	no	22	4 45c							
9M74742	Med.	$\frac{1}{8}$	yes	no	50	6 99c							

\*Large flange for soft metals



Exclusive 3rd claw pulls nails from tight places

Steel rib is forged under each claw for real strength

1 With tubular steel handle  
\$4.99

2 With solid steel handle  
\$4.39

3 With select hickory handle  
\$3.49

4 With leather grip on handle  
\$4.99

Only **CRAFTSMAN** Hammers have reinforced claws that will help smother harmful vibrations

1 Our best Hammer. Pull nails from tight places thanks to its third claw. Hickory plug inside the tubular steel handle adds tremendous strength... helps cut vibrations. Handle has polished, chrome-plated finish. Head, handle pressure locked. Neoprene covered grip.

Catalog Number	Head	Claw	Shipping weight	Price
9 M 3836	16 oz.	Curved	1 lb. 13 oz.	\$4.99
9 M 3838	13 oz.	Curved	1 lb. 9 oz.	4.99
9 M 3837	16 oz.	Straight	1 lb. 15 oz.	4.99
9 M 38373	20 oz.	Straight	2 lbs. 4 oz.	5.49

2 With spring-tempered, solid steel handle. Hickory plug in head cuts vibration to a minimum. Neoprene covered grip is firmly bonded to "T" beam section... won't deteriorate. Reduces mushrooming... lessens chance of chipping. Ideal for use around home or for those big jobs. 16-oz. head.

Curved-claw model.  
9 M 3825—Wt. 1 lb. 12 oz.... \$4.39  
Straight-claw model.  
9 M 3827—Wt. 1 lb. 15 oz.... 4.39

3 With select hickory handle. Has much greater strength than ordinary hickory hammer handles because it's reinforced, where strain is created, with a special steel head-liner. Head and handle are pressure fitted... wedged for a tight permanent lock. Choice of curved or straight claw.

Catalog Number	Size No.	Head	Claw	Shipping weight	Price
9 M 38141	1 1/2	16 oz.	Curved	1 lb. 11 oz.	\$3.49
9 M 38142	2	13 oz.	Curved	1 lb. 7 oz.	3.49
9 M 3816	1 1/2	16 oz.	Straight	1 lb. 12 oz.	3.49
9 M 3809	1	20 oz.	Straight	2 lbs. 1 oz.	3.99

4 Leather grip on handle. Softer surface is easy to hold. Select hickory handle... much stronger than ordinary hickory... reinforced with special steel headliner. 16-oz. head, handle pressure fitted. *Size No. 13 1/2*. Shipping weight 1 lb. 10 oz.  
9 M 3801..... \$4.99

**UNCONDITIONAL GUARANTEE:** If any CRAFTSMAN hammer fails to give complete satisfaction, return it and it will be replaced without charge.



5 Curved Claw Hammer with fire-hardened hickory handle. Size No. 1 1/2, 16-oz. forged steel head. Polished head, claws. Double steel-wedged for added strength.

9 M 3806—Shpg. wt. 1 lb. 9 oz.... \$1.89

16-oz. Curved Claw Hammer. Same as 9M3806 above except hickory handle is stained, and head and claws are not polished.

9 M 3808—Shpg. wt. 1 lb. 10 oz.... 89c

7-oz. Curved Claw Hammer. Same as 9M3808 above, except with a 7-oz. head.

9 M 3805—Shipping weight 14 oz.... 89c

6 CRAFTSMAN Model Maker's Hammer. 5-oz. forged steel head. 11-inch handle.

9 M 3813—Shipping weight 10 oz.... \$2.79

7 Curved Claw Nail Hammer. 16-oz. forged steel head. Round neck, poll. Pre-shrunk hickory plug-in head for less vibration. Cushioned rubber grip. 13 inches long.

9 M 3803—Shpg. wt. 1 lb. 10 oz.... \$2.99

8 Curved Claw Hammer with tubular steel handle. 16-oz. forged steel head; polished. Chrome-plated handle; rubber covered for a sure, comfortable grip. Imported from Japan.

9 M 3812—Wt. 1 lb. 14 oz. \$1.99

(9) and (10) Tack and Upholsterer's Hammers. Forged head. Magnetized ends. Hickory handle.

9 7-oz. Upholsterer's Hammer.

9 M 3807—Wt. 13 oz.... \$1.99

10 5-oz. Tack Hammer.

9 M 3802—Wt. 10 oz.... 89c

11 Tack Puller. Just slip claws under tack heads. With 3 3/8-inch blade made of sturdy hardened tool steel. Tough plastic handle is stronger than wood.

9 M 3811—Shpg. wt. 3 oz.... 59c

12 CRAFTSMAN Sledges. Double-faced head. 4-lb. is drop forged; 8 and 10-lb. hand forged. Hickory handle.

Cat. No.	Size	Handle	Shpg. wt.	Price
9M50751	4-lb.	15 in.	4 lbs. 10 oz.	\$4.49
99M50752C	8-lb.	32 in.	10 lbs....	7.49
99M50753C	10-lb.	34 in.	12 lbs....	8.49

Hickory Handle only. For 8-lb. and 10-lb. sledges above. 36 inches long.

99 M 5120C—Shpg. wt. 3 lbs.... \$1.49

13 CRAFTSMAN Ball-pein Hammers. Forged head. Uniform bevel reduces chipping. Hickory handle.

Cat. No.	Size	Head	Shpg. wt.	Price
9 M 38461	5-0	4 oz.	10 oz.	\$2.49
9 M 38463	3-0	8 oz.	15 oz.	2.69
9 M 38464	2-0	12 oz.	1 lb. 4 oz.	2.79
9 M 38465	1-0	16 oz.	1 lb. 8 oz.	2.99
9 M 38466	1-2	24 oz.	2 lbs. 3 oz.	3.59

14 Rubber-tipped Mallet. Forged core. 24-oz. head. Hardwood handle.

9 M 4581—Shpg. wt. 2 lbs. 8 oz.... \$2.19

15 CRAFTSMAN Rubber Mallet. Non-marring. Face diameter 2 1/4 inches; 16-ounce head. Hickory handle.

9 M 4578—Shpg. wt. 1 lb. 8 oz.... \$1.49

White Rubber. (Not shown.) As above, for use where non-marking is important.

9 M 4577—Shpg. wt. 1 lb. 8 oz.... \$1.49

16 CRAFTSMAN Plastic-tip Hammer. One tip vinyl (won't mar aluminum, wood, polished surfaces); one amber-colored plastic tip for iron, steel, etc. Forged steel core. Hickory handle.

Cat. No.	Head	Shpg. wt.	Each
9 M 38281	8 oz.	12 oz.	\$1.99
9 M 38282	16 oz.	1 lb. 4 oz.	2.99

17 CRAFTSMAN Heavy duty Hammers. Polished forged steel heads. Hickory handles, double steel wedged.

Cat. No.	Size	Head	Shpg. wt.	Each
9 M 38261	1	2 lbs. 2 lbs.	3 oz.	\$4.89
9 M 38262	2	2 1/2 lbs. 3 lbs.	4 oz.	5.19
9 M 38263	3	3 lbs. 3 lbs.	12 oz.	5.49



18 Hammer Wedges. Two steel and one wood. Pkg. of 3.  
9 M 48341—1/2-in.; 9 M 48342—3/4-in.; 9 M 48343—1-in. Shipping weight 3 ounces. Package 15c

CRAFTSMAN Claw-hammer Handles. For 13, 16 and 20-oz. hammers. Hickory; steel, wood wedge.

(19) 9 M 4855—14-inch, octagon. Shpg. wt. 12 oz.... 79c

(20) 9 M 4850—14-inch, round. Shpg. wt. 12 oz.... 69c

(21) CRAFTSMAN Ball-pein Handles. White hickory.

Catalog No.	Length	For Hammers	Shpg. wt.	Each
9 M 48491	11 inches	4 to 6 oz.	7 oz.	69c
9 M 48492	12 inches	8 to 10 oz.	9 oz.	69c
9 M 48493	14 inches	12 to 16 oz.	10 oz.	69c
9 M 48494	16 inches	18 to 24 oz.	12 oz.	69c
9 M 4853	16 inches	32 to 48 oz.	14 oz.	69c

\*For engineers' heavy-duty hammers.

99 Hickory Hatchet Handles. 14 inches long.

9 M 4860—For broad, half hatchets. Wt. 12 oz.... 69c

9 M 4857—For comp, other small axes. Wt. 12 oz.... 69c

NOTE: All handle lengths are approximate.

99 CRAFTSMAN Rip Bar. Curved claw offset 90° for close-quarters work. Use as crowbar... 3 slots for nail pulling. Forged steel 1 1/2x18 inches.

9 M 6577—Shipping weight 2 lbs. 2 oz.... \$2.39

24 New... CRAFTSMAN 12-in. nail puller. Steel jaws.

9 M 6595—Shipping weight 1 lb. 7 oz.... \$1.49

25 Nail Puller. Forged steel jaws. 18 inches long.

9 M 6593—Shipping weight 5 lbs. 6 oz.... \$4.69

26 CRAFTSMAN Wrecking Bar. Tough forged steel. Extra-long chisel point. Hex stock. 3/4x24 in.

99 M 6597C—Shipping weight 4 pounds.... \$2.19

Economy Wrecking Bars (not shown). Hexagonal. 1-piece forged steel; 1 slotted, 1 bevel end.

99 M 6596—12-in., 1/2-in. stock. Wt. 15 oz.... 25c

99 M 6598C—24-in., 3/4-in. stock. Wt. 4 lbs.... \$1.19

99 M 6599C—30-in., 3/4-in. stock. Wt. 5 lbs.... 1.49

### New Steel Stud Driver Kit

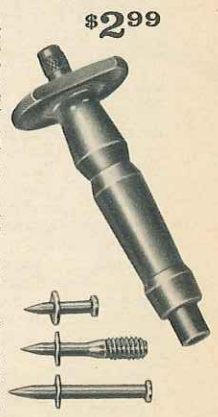
Ideal for carpenters, masons, electricians, etc. Fasten firing strips, drapery brackets, shelving, conduits and peg boards to brick, concrete, cinder blocks, etc. Fastener is set in concrete with just a few blows of 2-lb. or more hammer. Protective lip. Set in shock absorbing vinyl plastic. With 12 assorted studs.

9 M 3570—Wt. 15 oz.... Kit \$2.99

Drive Studs. Austempered steel with washer. Hold material to concrete, brick, cement block, etc.

9 M 35706 and 9 M 35707 have 1/16-in. thread length; 9 M 35703, 1 1/4-inch.

Catalog Number	Shank Length	Shpg. wt.	Pkg.	Price
9 M 35701	3/4 in.	3 oz.	15	79c
9 M 35702	1 in.	4 oz.	12	79c
9 M 35703	1 1/4 in.	4 oz.	11	79c
9 M 35704	1 1/2 in.	4 oz.	10	79c
9 M 35705	2 in.	4 oz.	9	79c
9 M 35706	3/8 in.	4 oz.	8	79c
9 M 35707	7/8 in.	4 oz.	8	79c



\$2.99



① \$9.99      ② \$6.49      ③ 22-inch blade \$3.69

No Money Down on anything Sears sells  
SEE PAGE 98 FOR DETAILS

## Our finest quality Carpenter's Saws

### CRAFTSMAN Stainless Steel Saw . . hollow ground for easy cutting

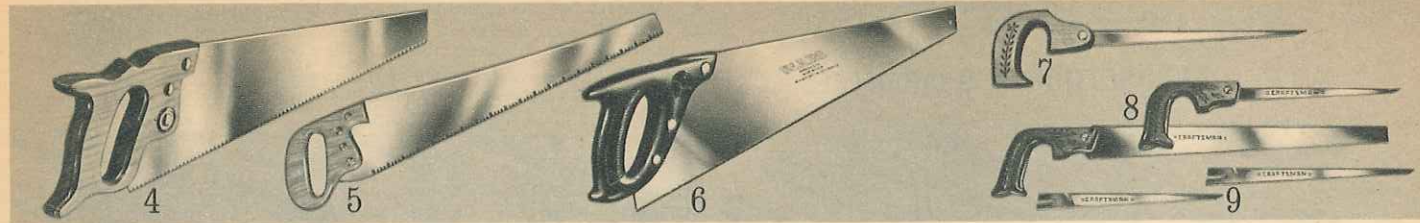
**1** Our best Crosscut Hand Saws. 26-inch blade stays sharp longer than ordinary saw-steel blades. Rust resistant. Has straight-back style. Smooth, even cutting action. Hollow-ground blade—thinner at center of back than at ends to greatly reduce binding.  
Uniformly set teeth bevel-filed to a keen edge . . . stay keen even when exposed to dampness. Hardwood handle laminated, pressure welded to end broken horns and splits. Hang hole located at end of blade.  
Course, 8 points to the inch.  
99 M 36201C—Shipping weight 3 pounds. . . . . \$9.99  
Fine. With 10½ points to the inch.  
99 M 36202C—Shipping weight 3 pounds. . . . . 9.99

### CRAFTSMAN High-carbon Steel Saw with nail teeth, rule, 90° line

**2** 26-inch Hand Saws. Hollow-ground blade. Back at point has 3½ in. of nail-cutting teeth; at center, a time-saving 1-foot rule. 90° etched line forms handy square. Straight-back style. Heat-treated blade—tempered. Uniform teeth bevel filed. 15-ply hardwood handle.  
Course, 8 points to inch. Cuts across grain.  
99M36171C—Shipping weight 3 pounds. . . \$6.49  
Fine. 10½ points to inch. Cuts across grain.  
99M36172C—Shipping weight 3 pounds. . . \$6.49  
Rip Saw. 5½ points to inch. Cuts with grain.  
99M36185C—Shipping weight 3 pounds. . . \$6.49

### CRAFTSMAN Taper-ground Saw with weather-resistant handle

**3** Crosscut Hand Saws. Special saw-steel blade. Taper-ground—thins toward back of tip to reduce binding. Tempered and polished straight back. Accurately set teeth, bevel filed and jointed. Sturdy plastic handle resists weather—won't buckle or split. Hang hole at end of blade.  
Coarse 26-inch blade. With 8 points to the inch.  
99 M 36131C—Shipping weight 3 pounds. . . \$3.99  
Fine 26-inch blade. With 10½ points to the inch.  
99 M 36132C—Shipping weight 3 pounds. . . \$3.99  
Fine 22-inch blade. With 10½ points to the inch.  
99 M 3615C—Shipping weight 2 pounds. . . \$3.69



### Good quality Hand Saws . . heat-treated, tempered, low priced

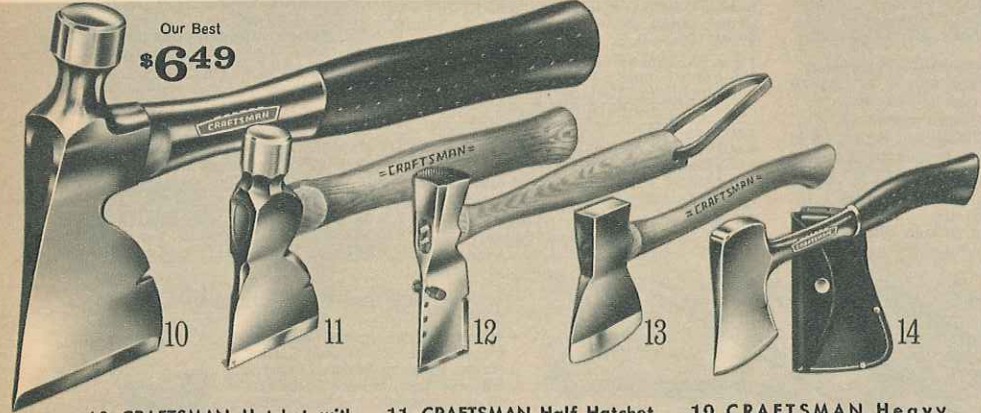
**4** Straight-back Panel Saw. Hardened steel blade, polished. Teeth accurately set, bevel filed. Wood handle. From W. Germany.  
Coarse 26-in. blade, 8 pts. to in.  
99 M 3155C—Wt. 2 lbs. . . . . 99c  
Fine 20-in. blade, 10 pts. to in.  
99 M 3156—Wt. 1 lb. 8 oz. . . . \$1.79

**5** CRAFTSMAN heavy duty all-purpose Hand Saw. 24-in. specially ground saw-steel blade. Large teeth handset for better cutting. Wood handle. For pruning, rough crosscutting. From W. Germany.  
99 M 3179C—Wt. 2 lbs. . . \$3.59

**6** 26-inch Crosscut Saw. Rugged blade of tempered steel accurately set and toothed. Strong, high-impact plastic handle has comfortable grip. Use for rough, fast crosscutting. Coarse with 8 points to the inch.  
99 M 3597C—Shpg. wt. 3 lbs. \$2.99

### Keyhole-cutting Saws

**7** 10-inch blade. Teeth accurately set, filed. Wooden handle. From West Germany.  
99 M 3158—Shipping weight 10 ounces. . . . . 89c  
**8** CRAFTSMAN Saw. Our best. 10-inch tempered steel blade has 10 teeth to the inch. Patented slot-lock locks blade securely to tough plastic handle.  
99 M 3519—Shipping weight 8 ounces. . . . . \$1.49  
**9** CRAFTSMAN Nest of Saws. 3 saws in 1. Includes 18-inch metal-cutting blade. 12-inch compass saw blade. 10-inch keyhole blade. Exclusive slot-lock holds blades securely to interchangeable handle of rugged plastic.  
99 M 3520—Shipping weight 1 lb. 9 oz. Set \$3.69



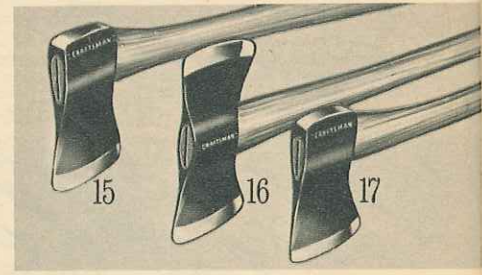
**10** CRAFTSMAN Hatchet with tubular steel handle. Gives maximum strength for cutting or driving. Haines pattern axe-steel head—heat-treated, polished, holds keen edge. Forged head for maximum strength. Pre-shrunk hickory plug locks head to handle . . . adds extra strength . . . absorbs shock of blows. Suede-finish rubber grip. Chrome-plated handle. Cushioned grip absorbs shock of heavy blows. Head with convenient slot for pulling nails. Has 13-inch handle. Makes 3½-in. cut. Shpg. wt. 1 lb. 14 oz.  
99 M 4812. . . . . \$6.49

**11** CRAFTSMAN Half Hatchet. Extra-thin blade. Polished, forged steel head. With nail slot. 3½-in. cut. Smooth finish. Hickory handle—steel-wedge locked.  
99 M 4805—Wt. 2 lb. 6 oz. . . \$4.99  
Half Hatchet. (Not shown.) 3½-in. cut. No. 2 size. Forged steel, heat-treated, hardened. Nail slot. Enamel finish. Hickory handle; double-steel wedgelocked.  
99 M 4800—Wt. 2 lbs. 3 oz. . . \$3.79

**13** CRAFTSMAN Heavy Hatchet-Axe. 1¾-pound tempered steel head. 4½-inch cut. Individually hardened striking head and blade. Enamel finish. Best for heavy cutting, camping, etc. 17-inch select hickory axe-type handle. Shpg. wt. 2 lbs. 13 oz.  
99 M 4801. . . . . \$4.99


**12** Shingling Hatchet. Underhill pattern. Polished head . . . extra-thin blade. 2½-in. cut. Adjustable depth gauge. Wedge-locked hickory handle. Leather thong.  
99 M 4828—Wt. 1 lb. 13 oz. . . \$6.49

**14** CRAFTSMAN All-steel Camper's Axe. With genuine leather sheath. 2¾-inch cut. Highly polished steel head and neck. Solid steel handle can't break. Suede-finish neoprene grip cushions shock of blows. Use as hatchet-axe.  
99 M 4810—Shpg. wt. 2 lbs. \$5.69



### Forged Steel Axes

Our best CRAFTSMAN Single and Double-bit Axes. Tempered and hardened for maximum strength. 3½-lb. vanadium steel head keeps sharp edge. Enamel finish. 36-in. hickory handle tested to over 650-lb. strain . . . wedgelocked.  
(15) 99 M 50371C—Single bit. Wt. 6 lbs. . . . \$6.49  
(16) 99 M 50411C—Double bit. Wt. 6 lbs. . . 6.99  
**17** CRAFTSMAN Axe. 2¼-pound vanadium steel head . . tempered, hardened. 28-inch hickory handle.  
99 M 5026C—Shipping weight 3 pounds. . . \$5.49  
Economy Axe. (Not shown.) Single bit. 3½-pound head; black finish. 36-inch hickory handle.  
99 M 50243C—Shipping weight 6 pounds. . . \$4.29



**\$12.99**


**This Miter Box needs no special back saw**

Another CRAFTSMAN exclusive! You can use any saw with this magnetic miter box except narrow-bladed ones such as compass or coping saws. Miter box has a die-cast metal back.

Hardwood base protects teeth of saws. Adjust magnetic tension on blade from 1 to 8 pounds. Adjusts and locks from 30°-90°-30° angles.

Height adjusts for different width stock. Non-slip hold-down. Measures 14½x8¾x10 inches. Without saw.

9 M 36326—Shipping weight 8 lbs. . . . \$12.99



**\$74.95**


**Our Best CRAFTSMAN Miter Box with 28-inch CRAFTSMAN saw**

Saw individually hand-fitted and adjusted to each miter box. Test cuts are made at 45° and 90° to prove accuracy of miter cuts.

All-metal one-piece bed and back form rigid base. Box has offset legs for stability. Bed measures 19¼x4½ inches.

Makes cut up to 5 inches deep. Cuts up to 10½-inch width at 90°, 7-inch width at 45°. Carriage is calibrated and notched to hold accurately at the most-used angles. Saw 28x5 inches. Tempered steel blade.

99 M 3650L—Shipping weight 37 lbs. . . . \$74.95



**\$29.99**

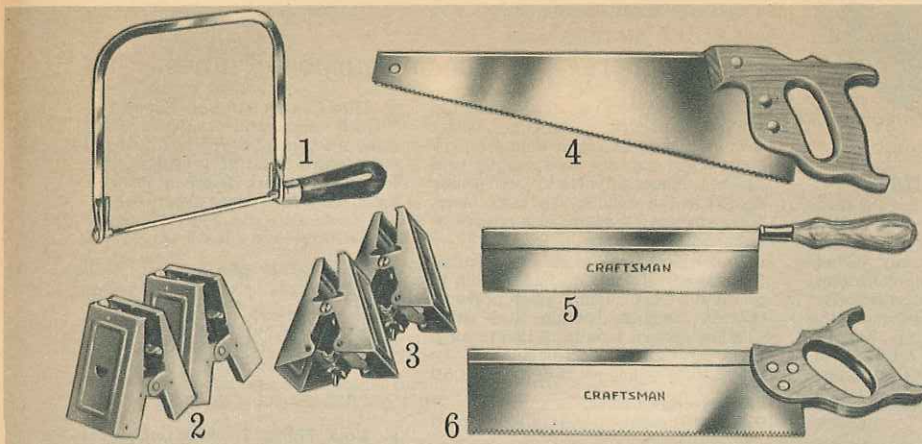
**You can reset this CRAFTSMAN Miter Box to true-up guides**

All-metal . . . without back saw. Spring-loaded pointer and trigger mechanism reset easily. Guides adjust to thickness of saw—hold cut firmly to assure accuracy. Precision-milled bed and back in one, solid piece.

Blade cuts to 9½ inches wide at 90°, to 6¼ inches wide at 45°, swings left to right. Easy-to-read saw carriage notched at most-used angles. 18x4½-in. bed of die-cast zinc. Length gauge clamps wood against back.

Ideal for most any type of woodcutting—either professional or at home. Saves time and materials . . . no need for trial cuts. Cuts every piece to exact measurements. Use with 26-inch back saw 99 M 36195C, listed on this page below at the left.

99 M 36301L—Shipping weight 18 pounds. . . . \$29.99



**Special-purpose Saws, Blades . . . Sawhorse Brackets**

**1 CRAFTSMAN Coping Saw.** Adjusts. Takes 6½-in. pin or lock loop-end blades. 6¾-in. throat. 6½-in. blade. Hardwood handle.  
9 M 3541—Shpg. wt. 13 oz. . . . . \$1.49

**CRAFTSMAN Coping-saw Blades.** 6½ in. long. For sawing wood or metal. Package of three. Pin-end Blades. 15 teeth to the inch.

9 M 3544—Shpg. wt. 1 oz. . . . . Pkg. 29c

1 each 10, 15, 20 teeth to inch. Pkg. of 3.

9 M 3543—Shpg. wt. 1 oz. . . . . Pkg. 29c

Lock loop-end Blades. 15 teeth to the inch.

9 M 3542—Shpg. wt. 1 oz. . . . . Pkg. 29c

**CRAFTSMAN Hacksaw-action Blades.** 6½-in.

9 M 3545—Package of 3. Wt. 1 oz. . . . Pkg. 29c

**Sawhorse Bracket Sets.** Make your own sawhorses using 2x4's. Made of enameled steel for solid sawhorse support. Hinged. Package of 2.

**2** Light duty. Flanged nail holes.

9 M 2887—Wt. 2 lbs. 6 oz. . . . . Pkg. \$1.99

**3** CRAFTSMAN Heavy Duty. No nails needed.

9 M 2849—Wt. 5 lbs. 7 oz. . . . . Pkg. 3.99

**4 CRAFTSMAN Plumber's Saw.** Cuts wood, soft metals and light gauge sheet metal. 18-in. blade of tempered steel is taper ground to resist binding. Has 15 teeth per inch . . . each expertly set for accuracy. Hardwood handle.  
9 M 3612—Shipping wt. 1 lb. 12 oz. . . . \$3.99

**5 CRAFTSMAN Dovetail Saw.** For light work and jobs where miter saws are not practical. 15 teeth per inch. Has 10-inch spring-steel blade with braced back. Shaped hardwood handle.  
9 M 3514—Shipping wt. 1 lb. . . . . \$2.99


**6 CRAFTSMAN Back or Miter Saw.** Fits any standard-size miter box. Thin-gauged steel blade. Heavy-steel rib on back edge. Expertly set teeth—11 points to inch. Hardwood handle.

Saw with 16x3¾-inch blade.

9 M 3619—Shipping weight 2 lbs. . . . . \$3.99

Saw with 26x4-inch blade.


99 M 36195C—Shipping weight 6 lbs. . . . \$11.49



**\$7.69**

**CRAFTSMAN Miter Box**

Rigid guides adjust to any thickness saw—assure accurate cuts. 3½-in. back of cast alloy resists warping, rust. Cuts at 45° and 90°, left or right. Hardwood bed 17¼ in. long, 4½ in. wide. Hardened steel index lever and center post. Index graduated for 4, 5, 6, 8 or 20-sided figure. Without saw. Use any panel, back saw.  
9 M 3634—Shipping weight 5 lbs. 5 oz. . . . . \$7.69



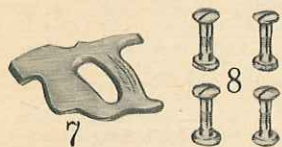
**\$1.69**

**Hardwood Miter Box**

Sides and bottom of ¾-in. straight grained hardwood. Slotted for left, right miters at 45°, right-angle cutoffs. 15¾-in. bed, 3¾ in. wide, 1½ in. high at back. Use panel or back saw (see 9 M 3619, left).

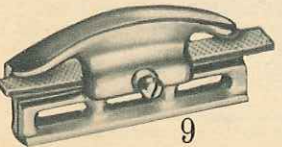
9 M 3643—Shipping weight 3 lbs 2 oz. . . . . \$1.69

**Accessories to repair or rebuild your saw**



**7 Hand-saw Handle.** Fits all blades 26 in. or longer. Made of hardwood, finished and lacquered. Not bored. Screws not included.  
9 M 3616—Shipping weight 12 ounces. . . \$1.19

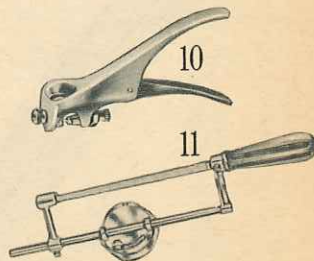
**8 Saw-handle Screws.** Nickel-plated to resist rust. Come in package of four.  
9 M 36282—Shipping wt. 3 oz. . . . Package 29c



**9 Hand-saw Jointer.** Trues-up uneven tops of saw teeth before filing. Fits all hand saws, 3¾-inch aluminum frame. 4½-inch file included with jointer.  
9 M 4882—Shipping weight 10 ounces. . . \$1.00

**10 Hand-saw Set.** Plier type. Gives you uniform set on any hand saw having 4 to 16 pts. to in. All-metal body and handles. Includes hardened-steel plunger and rotary anvil. Lock nuts on anvil, screw. Numbered indicator.  
9 M 4880—Shpg. wt. 1 lb. 2 oz. . . . . \$1.69

**11 Hand-saw Filing Guide.** For easier, more accurate filing. Made of steel and die-cast metal. Has 2 adjustments for angle and pitch. Adjusts to angle filing. Over-all 11¾ inches long. With 6-inch file. Use with jointer 9 M 4882 shown and described at left.  
9 M 4872—Shpg. wt. 1 lb. 3 oz. . . . . \$2.49



CPBKM  
AEDSLG SEARS 65



# Our Finest CRAFTSMAN Plane

Patented lever-and-screw design assures you extra-fine sidewise and depth adjustment

Only  
**\$8.29**

Smooth No. 4

*Actually cuts shavings as thin as the paper this is printed on*

Adjusts to cut coarse or tissue thin. Can skim off shavings only .003 of an inch thick when precise leveling is needed. Blade is chrome-vanadium steel, honed razor-sharp. Lever-and-screw device gives precise sidewise and depth adjustment. Frog fits snugly . . . eliminates jumping and side-play. Clamp assembly prevents chatter. Both sides AND bottom machined true for top accuracy. Handle and knob made of solid plastic that's many times stronger than wood—stands wear and weather better.

- Smooth No. 4. 9 inches long, 2 inches wide. With smooth bottom.  
9 M 37034—Shipping weight 4 pounds 10 ounces. . . . . \$8.29
- Jack No. 5. 14 inches long, 2-inch cutter. With smooth bottom.  
9 M 37035—Shipping weight 5 pounds 15 ounces. . . . . 9.49
- Fore No. 6. 18 inches long. 2½-inch cutter. Corrugated bottom.  
9 M 37036—Shipping weight 7 pounds 7 ounces. . . . . 13.49

No Money Down  
on anything  
Sears sells

SEE PAGE 98

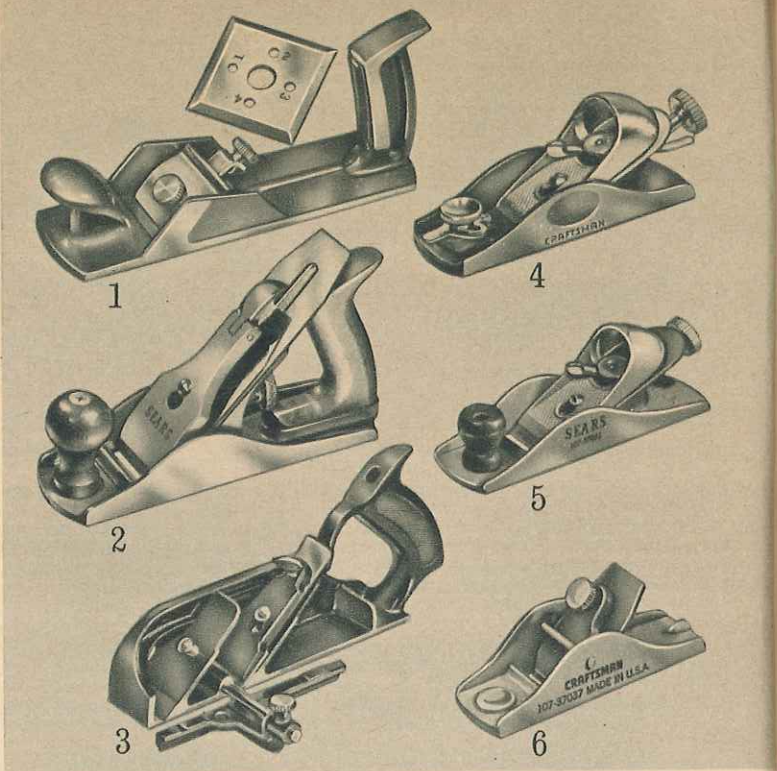


## CRAFTSMAN Rasplane Tool

Kromedge blades **\$2.69** with 1 blade  
clean themselves

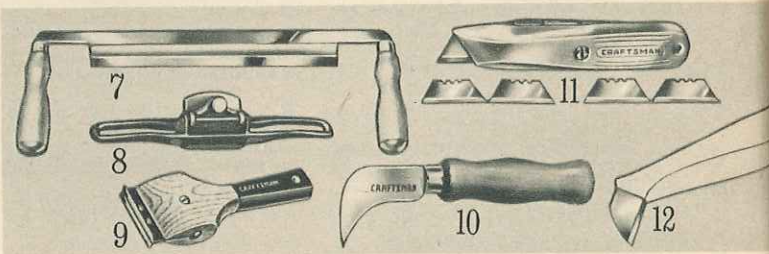
Shavings pass freely through openings between cutting edges . . . no clogging. Blade has 2 rows of edges . . . leaves a finished surface. The Kromedge blade stays sharp up to 5 times longer than ordinary blades. Smooths wood with or against the grain. Use on metals, plastics, leather, etc. Lightweight, 1 piece, die cast. Two styles of replacement blades: flat for planing, half-round for irregular surfaces. Tool sold with one flat blade. Measures 1½x10½ inches long.  
9 M 6770—Shipping weight 1 lb. 3 oz. \$2.69

- Flat Replacement Blade.  
9 M 6773—Shipping weight 4 ounces. . . . . Each 79c
- Half-round Replacement Blade.  
9 M 6774—Shipping weight 4 ounces. . . . . Each 79c



## General and Special-purpose Planes

- 1 CRAFTSMAN Plane.** Perfect for the do-it-yourselfer. Four-edge cutter lasts up to 4 times longer than ordinary type. When one edge dulls, simply turn another. Never any tricky sharpening needed in the middle of a work piece. After you use all edges, just replace or resharpen the cutter.  
Has 1-piece body of cast aluminum. Vertical adjustment for planing thin to coarse shavings. Clamp design prevents chatter. Smooth bottom and sides. Comfort-shaped handle. 9 inches long. Light in weight. Perfect balance.  
9 M 37038—Shpg. wt. 1 lb. 10 oz. \$3.69
- 2 No. 4 Smooth Plane.** 9 inches long. For planing with the wood grain. Has 2-inch wide cutter of chrome-vanadium steel. Lever-and-screw device adjusts cutter sidewise and endwise. Clamp holds cutter firmly in place with no chatter. Smooth bottom. Comfortable wood handle and knob.  
9 M 37033—Wt. 4 lbs. 7 oz. . . . \$4.79
- 3 CRAFTSMAN Rabbit Plane.** 1½-inch alloy-steel cutter. Makes right or left-hand cut on board edge. 2 cutter seats—rear for regular, front for bullnose work (close-in corners). Spur, removable depth gauge. Adjustable fence. Saw grip. 8½ in. long.  
9 M 37039—Wt. 3 lbs. 4 oz. . . \$6.49
- 4 CRAFTSMAN Block Plane.** 6⅞ in. long. 1½-in. cutter of tool steel . . . set at 20° angle to cut across grain. Has screw for adjusting endwise and sidewise. Adjustable throat opening. Sides and bottom precision ground. Comfortable metal knob.  
9 M 37032—Wt. 1 lb. 15 oz. . . \$3.99
- 5 Block Plane.** 7 inches long. Has 1½-in. cutter set at 20° for leveling across grain. Adjustable endwise and sidewise. Hardwood knob.  
9 M 37031—Wt. 1 lb. 15 oz. . . \$2.29
- 6 CRAFTSMAN Handy Planer.** For hobbyists. Rounds corners, bevels edges, smooths high spots. 3½ in. long. 1-in. cutter of tool steel.  
9 M 37037—Shpg. wt. 8 oz. . . \$1.19



- 7 15 inch Draw Knife.** 1½x10-inch blade. Hardwood handles.  
9 M 3678—Shpg. wt. 1 lb. 13 oz. . . \$3.79
- 8 Spokeshave.** For planing convex and concave surfaces on edges. Has 2-inch blade, 9-inch frame.  
9 M 3661—Shipping wt. 13 oz. . \$1.59
- 9 CRAFTSMAN Wood, Paint Scraper.** 1½-inch reversible blade; 4 edges. 6½-inch handle.  
9 M 3672—Shpg. wt. 7 oz. . . \$1.00  
8-inch handle. As above but 2½-in. blade.  
9 M 3656—Shpg. wt. 11 oz. . . \$1.19  
Replacement blade for 9M3672 scraper.  
9 M 3675—Shpg. wt. 3 oz. . . . 59c  
Replacement blade for 9M3656 scraper.  
9 M 3674—Shpg. wt. 4 oz. . . . 69c
- 10 CRAFTSMAN Linoleum Knife.** Long-point style. 2½-inch blade.  
9 M 95392—Shpg. wt. 6 oz. . . \$1.00  
9M95394—Vinyl Knife. Wt. 5 oz. 1.19  
Linoleum Knife (not shown). Short-point style. 2½-inch blade.  
9 M 95382—Shpg. wt. 5 oz. . . . 69c
- 11 CRAFTSMAN Retractable-blade Utility Knife.** 5½ in. long. 5 blades.  
9 M 9486—Shpg. wt. 9 oz. . . \$1.39  
CRAFTSMAN Utility Knife (not shown). Not retractable. 5½ in. long. 5 blades.  
9 M 9515—Shpg. wt. 6 oz. . . \$1.00  
Blades for above Knives. Pkg. of 5.  
9 M 9517—Shpg. wt. 3 oz. . . Pkg. 49c
- 12 Hook Blades.** Fit 9M9515. Pkg. of 5.  
9M9548—Shpg. wt. 3 oz. Pkg. 49c

# CRAFTSMAN Levels

REG. U. S. PAT. OFF.

Individually tested for accuracy

9

78-inch

\$19<sup>99</sup>

8

18-inch

\$4<sup>29</sup>

7

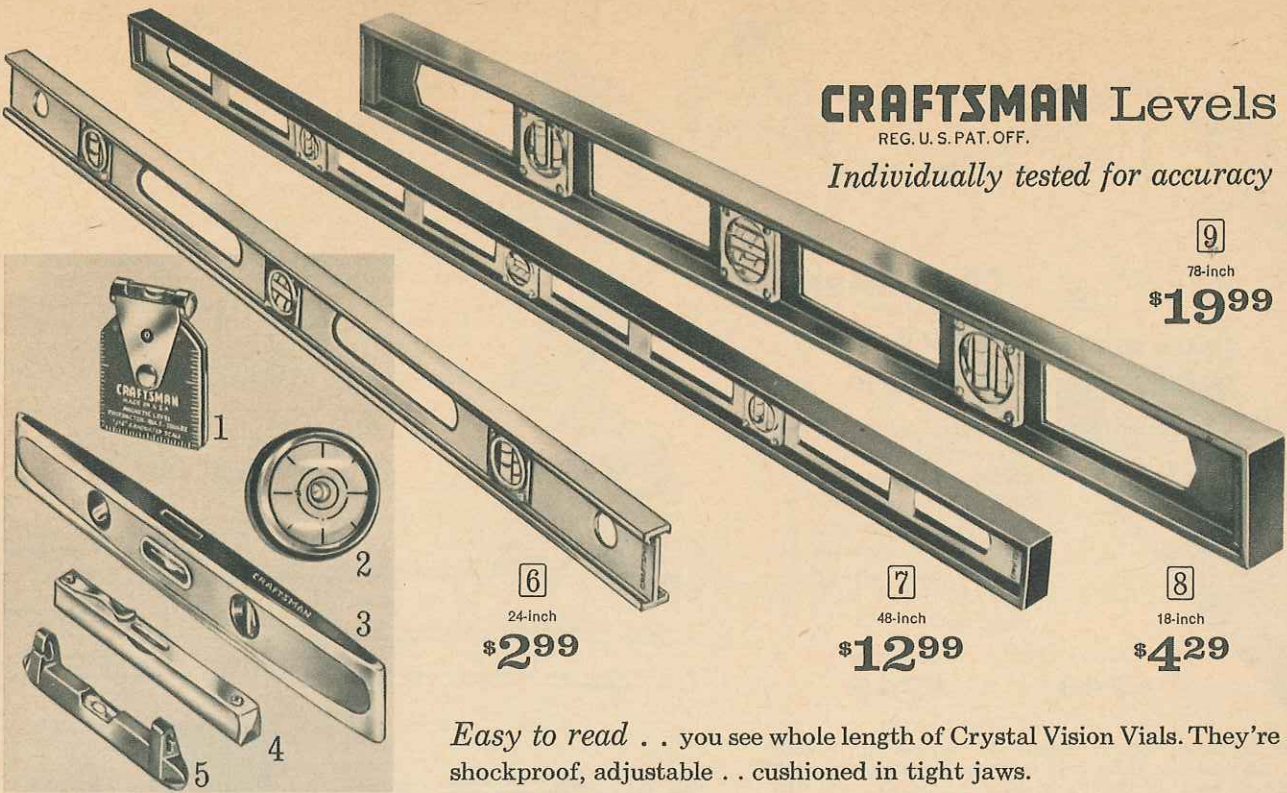
48-inch

\$12<sup>99</sup>

6


24-inch

\$2<sup>99</sup>



## CRAFTSMAN Special Levels

- 1 Magnetic Protractor Level. Reads within plus or minus 1/2°. Pitch readings' scale (1/16 to 1 3/4 in.). Plumb or level. 9 M 3992—Shipping weight 6 ounces. \$2.19
- 2 1 1/2-in. Circular. Levels all directions at same time. Outer circle reads 1° pitch. 9 M 3981—Shipping weight 2 oz. . . . .89c
- 3 9-in. Torpedo. V-groove bottom. 3 vials: plumb, level, 45°. Center vial graduated for pitch of 1-inch per 10 feet. 9 M 3983—Shipping weight 6 ounces. \$2.19  
Torpedo. As above, but magnetized. No groove. 9M39832—Shipping weight 7 ounces. \$2.49
- 4 5-in. Pocket. Aluminum. V-groove bottom. 9 M 3979—Shipping weight 4 oz. \$1.00
- 5 3 3/8-in. Line, Surface. Plastic. 9 M 3980—Shipping weight 2 ounces. 69c



18-inch

\$1<sup>99</sup>

## Wood Levels

Straight-grain 1x2 1/4-inch hardwood frame. 1-piece vial mounting. Three vials (plumb, level, 45°), protected by vinyl covers. 9 M 39744—18-inch. Shpg. wt. 1 lb. \$1.99  
9 M 39745—24-inch. Wt. 1 lb. 5 oz. . 2.19

Easy to read . . you see whole length of Crystal Vision Vials. They're shockproof, adjustable . . cushioned in tight jaws.

Tough and accurate . . extruded frames resist warping, bending . . Precision milled edges assure accuracy

6 24-inch Economy Aluminum Level. Finely accurate . . low priced. Perfect for use around the home workshop. Has lightweight I-beam construction. Frame is extruded to be tough and sturdy. Perfectly balanced for easy handling. Six vials (two level, four plumb). Frame 3/4x1 7/8 inches. Shipping weight 1 pound 4 ounces. 9 M 3993 . . . . . \$2.99

7 48-inch Mason's Aluminum Level. A real breakthrough in level design. Has amazing Koroseal® shield. It prevents concrete or mortar build-up . . no need to chip or scrape. It protects level from rough surfaces yet is gentle to delicate surfaces.

Ideal for big construction jobs as well as home or farm use all year round, almost never needs cleaning.

In winter, Koroseal is warm to your touch. It insulates your hands from cold metal. New closed-end frame resists bending caused by dropping. Edges under Koroseal milled for accuracy.

Six magnified vials, all metallic sealed (2 level, 4 plumb). Each vial holder has 8 screws and 4-way adjustment. 99 M 39999C—Shpg. wt. 4 lbs. . \$12.99

8 Carpenter's and Mason's Aluminum Levels. Excellent professional quality. Accurate even with frame tipped as much as 30°. Each metallic-sealed vial has eight screws . . adjusts four ways for finer setting and for easier resetting.

Extruded, closed-end frame resists warping, bending. Edges precision milled for extreme accuracy. Two level vials, four plumb vials.

Frame 2 1/2x1 inch (except 48-inch length has 2 3/8x1 1/8-inch frame). Razor-edge accuracy assures you true readings each and every time . . time after time.

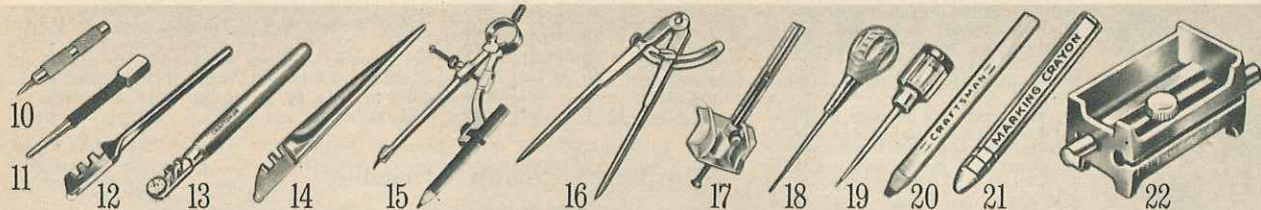
Catalog Number	Length	Shipping weight	Price
9 M 3991	18 inches	1 lb. 6 oz.	\$4.29
9 M 39912	24 inches	1 lb. 12 oz.	5.49
99 M 39913C	28 inches	2 lbs. . . . .	6.49
99 M 39975C	48 inches	4 lbs. . . . .	12.99

9 78-inch Magnesium Level. Gives fast, precise plumb on door jambs. Handles extra-long work. Lightweight, easy to carry. Closed-end, extruded frame resists warping and bending . . even cushions level when dropped.

Ten metallic-sealed vials (4 level, 6 plumb). Each vial holder has 8 screws, can be adjusted 4 ways.

Precision-milled edges. Two neoprene shim blocks. Plastic-coated carrying case.

99 M 3996L—Shipping weight 11 pounds . . \$19.99

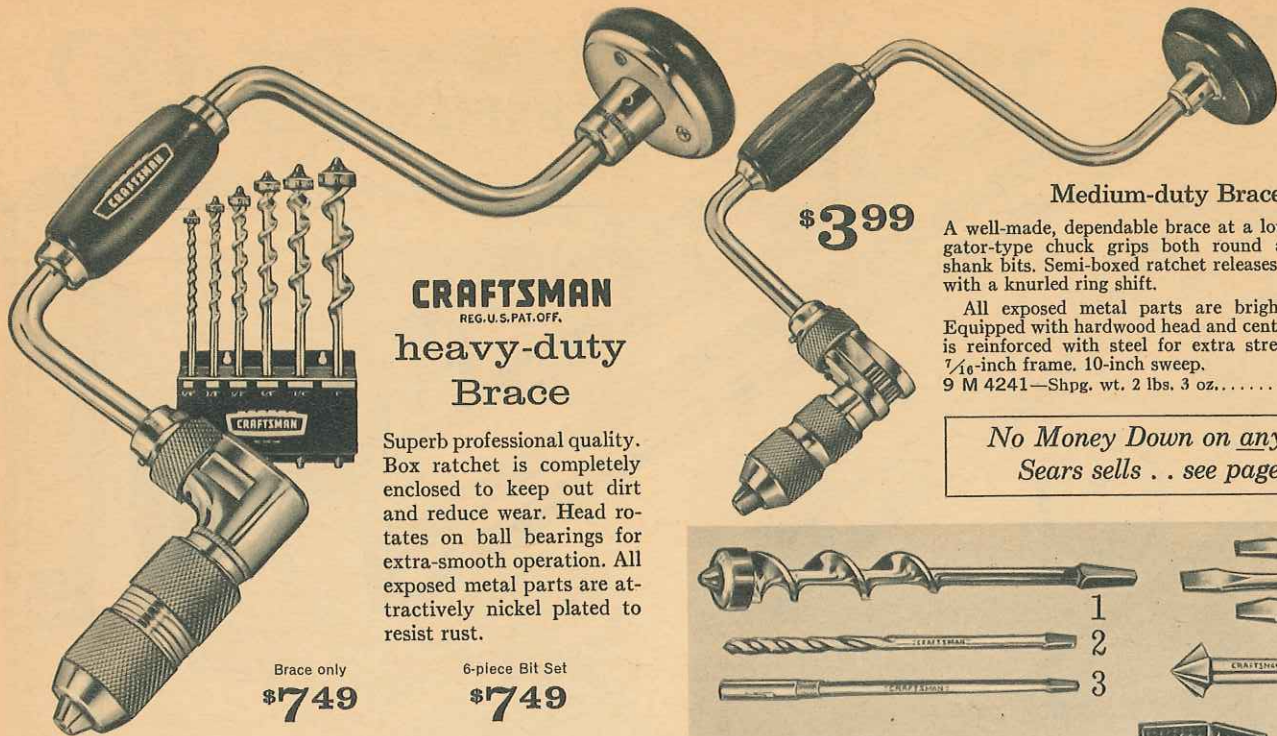


- 10 CRAFTSMAN Self-Centering Punch. 3 inches long over-all. 9M4282—Shpg. wt. 4 oz. Each 49c
- 11 CRAFTSMAN Nail Set. Made of tough, tempered steel. Shipping weight each 2 oz. Each 29c  
9M37531—1 3/2-in. 9M37532—1 1/8-in.  
9M37533—3/32-in. 9M37534—1/8-in.
- 12 Glass Cutter. Single cutter. Steel wheel. Malleable iron handle. 9 M 3794—Shpg. wt. 2 oz. . . 49c
- 13 CRAFTSMAN Glass Cutter. 6 steel cutters set in turret head. Numbered to assure equalized wear. Hardwood handle. 9 M 3797—Shpg. wt. 2 oz. . . 89c

- 14 CRAFTSMAN Carbide-wheel Glass Cutter . . Our Best. Cutting wheel made of tungsten carbide . . hardest metal known to science. Outlasts regular steel-wheel glass cutters by many times. Cuts deeper. Also cuts ceramic tile. 9 M 3796—Shpg. wt. 3 oz. \$1.29
- 15 Pencil Compass and Scriber. Steel point is rust resistant. Adjustable wing nut. 9 M 3768—Shpg. wt. 5 oz. . . 69c
- 16 Wing Divider. Steel points. Thumb nut adjusts. Over-all length 8 inches. 9 M 3941—Shpg. wt. 8 oz. \$1.69

- 17 CRAFTSMAN Marking Gauge. Die-cast metal. With fractional inch markings. Shipping weight 9 ounces. 9 M 3947 . . . . . \$1.89
- 18 CRAFTSMAN Scratch Awl. 3 1/2-in. tool steel blade; tempered needle point. Wood handle secured by metal ferrule. Shipping weight 5 ounces. 9 M 3664 . . . . . 99c
- 19 Scratch Awl. 3 1/4-inch pinpoint tempered steel blade. Comfortable-grip plastic handle. Shipping weight 3 ounces. 9 M 3649 . . . . . 29c

- 20 CRAFTSMAN Carpenter's Pencil. Flat sides have beveled edges. Fits work-apron pocket. Heavy black lead. 7 inches long. 9 M 3763—Shpg. wt. 2 oz. . 10c
- 21 CRAFTSMAN Marking Crayon. Use it on wood or metal. 9 M 37611—Blue  
9 M 37612—Yellow  
Shipping weight 2 oz. . Each 15c
- 22 CRAFTSMAN Butt Hinge Gauge. Simplifies door hanging and mortising. 3 cutters, accurately ground. Marked in 16ths of an in. 9M3940—Shpg. wt. 12 oz. \$1.99



**CRAFTSMAN**  
REG. U.S. PAT. OFF.  
**heavy-duty**  
**Brace**

Superb professional quality. Box ratchet is completely enclosed to keep out dirt and reduce wear. Head rotates on ball bearings for extra-smooth operation. All exposed metal parts are attractively nickel plated to resist rust.

Brace only **\$7.49**  
6-piece Bit Set **\$7.49**

Our very finest brace. Ratchet releases and reverses with knurled ring shift. Alligator-type chuck grips both round and tapered-shank bits. Hardwood head and center grip. Head is reinforced with steel for extra strength. Strong 1/2-inch frame. Full 10-inch sweep.

9 M 4240—Brace only. Shipping weight 3 lbs. 13 oz. . . . . \$7.49

**Set of 6 CRAFTSMAN Auger Bits**

Same professional quality as (1) at right. Sizes 1/4, 3/8, 1/2, 5/8, 3/4 and 1 inch. Handy metal rack can be easily mounted on wall or work bench. Each bit has a removable protective plastic tip.

9 M 4156—Shipping weight 1 pound 13 ounces. . . . . Set \$7.49

**\$3.99**

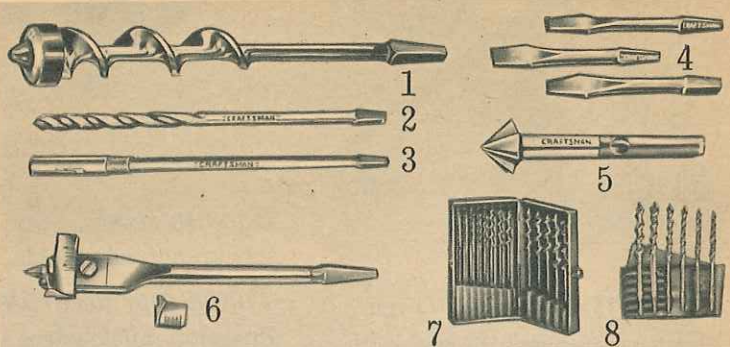
**Medium-duty Brace**

A well-made, dependable brace at a low price. Alligator-type chuck grips both round and tapered-shank bits. Semi-boxed ratchet releases and reverses with a knurled ring shift.

All exposed metal parts are brightly polished. Equipped with hardwood head and center grip. Head is reinforced with steel for extra strength. Sturdy 7/16-inch frame, 10-inch sweep.

9 M 4241—Shpg. wt. 2 lbs. 3 oz. . . . . \$3.99

*No Money Down on anything*  
*Sears sells . . see page 98*



**1 CRAFTSMAN Auger Bits.** Professional quality. All bits wood-tested and approved. Entirely precision-milled and polished. Spiral twists uniformly ground to close tolerances for smooth action without binding. Self-starting screw points. Heat treated and tempered steel. With protective plastic tips.

Catalog Number	Size in.	Wt. oz.	Each
9 M 41751	1/4	3	.99c
9 M 41752	3/8	3	.99c
9 M 41753	1/2	4	\$1.09
9 M 41754	5/8	4	1.09
9 M 41755	3/4	4	1.19
9 M 41756	7/8	5	1.19
9 M 41757	1	6	1.29
9 M 41758	1 1/8	6	1.29
9 M 41759	1 1/4	6	1.39
9 M 41761	1 3/8	7	1.39
9 M 41762	1 1/2	7	1.49
9 M 41763	1 3/4	8	1.59
9 M 41764	2	9	1.69

**3 CRAFTSMAN Auger Bit Extension.** Solid steel socket type. Use with 1/16 to 3/4-inch auger bits. 18 inches long.

9 M 4161—Shpg. wt. 1 lb. 4 oz. . . . . \$3.99

**4 CRAFTSMAN Screwdriver Bits.** Tapered square-shank bits for use with bit brace for positive driving of slotted screws. Forged steel. 5 in. long. Meet Federal Specs. GGG-B-376.

9 M 41001—1/4 inch wide. Shpg. wt. 3 oz. . . . . 69c  
9 M 41002—3/8 inch wide. Shpg. wt. 3 oz. . . . . 69c  
9 M 41003—1/2 inch wide. Shpg. wt. 3 oz. . . . . 79c

**5 CRAFTSMAN Countersink Bit.** 5/8-in. size. For wood. Made of forged steel. 1/4-inch combination shank fits bit braces, hand drills and electric drills.

9 M 4205—Shipping weight 2 oz. . . . . 49c

**6 CRAFTSMAN Expansive Bits.** Professional quality. Cutter blade has 1/16-in. settings. Standard Clark Pattern. Tempered tool steel. To change settings, simply loosen hold-down plate then position cutter blade for desired hole size (see hole sizes below). With two interchangeable tool steel cutter blades. Tapered square shanks fit braces. In plastic case.

9 M 41924—Cuts 1/2 to 1 1/2-in. holes. Wt. 6 oz. . . . \$2.99  
9 M 41934—Cuts 3/8 to 3-in. holes. Wt. 10 oz. . . . . 3.49

**7 CRAFTSMAN 14-piece Auger Bit Set.** 13 bits and handy plastic storage case. Same professional quality and the 13 sizes described under (1) above left. Plastic tips not included.

9 M 4172—Shpg. wt. 4 lbs. 8 oz. . . . . Set \$17.99

**8 Imported 6-piece Auger Bit Set.** Made in West Germany. Forged heat-treated steel. Sizes 1/4, 5/16, 3/8, 1/2, 5/8 and 3/4 in. In pouch.

9 M 3084—Shpg. wt. 1 lb. 2 oz. . . . . Set \$3.99

**9 Close-quarter Hand Drill.** Die-cast aluminum. Steel chuck takes drill bits up to 3/4-inch diameter. 3 3/4 in. front to back. 7 3/4 inches long over-all.

9 M 4235—Wt. 1 lb. 6 oz. . . . \$3.69

**10 All-purpose Hand Drill.** Nickel plated. 3-jaw chuck holds drill bits up to 3/4-inch diameter. Double pinion gears. Hardwood handle. 10 3/4 in. long over-all.

9 M 4210—Wt. 15 oz. . . . \$1.99

**11 CRAFTSMAN Hand Drill.** Professional quality. Smooth-running cast-iron gears. Die-cast frame. 3-jaw chuck holds round-shanked drill bits to 1/2-inch diameter. Drill bits store in handle (bits not included). Removable side handle. 12 1/4 in. long over-all.

9 M 4230—Wt. 2 lbs. . . . \$5.29

**12 CRAFTSMAN Push Drill and 8 Points.** Points store in special drill-selector handle—just dial to the drill size wanted. Internal bronze spirals. Ball lock chuck. Polished steel. 8 3/8 in. long over-all. 8 notched drill points (1/16, 5/64, 3/32, 1/64, 1/8, 3/16, 5/32, 1/64 in.).

9 M 4220—Shpg. wt. 1 lb. . . \$4.99

**13 Push Drill and 8 Drill Points.** Polished steel; enameled handle. Internal bronze spirals. Steel 4-jaw chuck. With 8 fluted drill points. (1/16 to 1/64 in.). 9 3/8 in. long.

9 M 4217—Wt. 13 oz. . . . \$3.49

**14 CRAFTSMAN Push Drill Points.** Fit all popular push drills.

Set of 8—1/16, 5/64, 3/32, 1/64, 1/8, 3/16, 5/32, 1/64 in. Shpg. wt. 3 oz. Fluted (Style A).  
9 M 42231 . . . . . Set \$1.49  
Notched (Style B).  
9 M 42232 . . . . . Set 1.49

Set of 4. 1/16, 5/64, 3/32, 1/64 inch. Shipping weight 1 ounce.  
Fluted (Style A).  
9 M 42181 . . . . . Set 79c  
Notched (Style B).  
9 M 42182 . . . . . Set 79c

**2 CRAFTSMAN Electricians' Drills.** 18 inches long. For wood or soft metal. Made of tempered steel. Tapered square shank 1 1/4 inches long for use with bit brace.

Catalog Number	Size in.	Wt. oz.	Each
9 M 67222	3/16	5	\$1.99
9 M 67223	1/4	6	2.19
9 M 67224	5/16	9	2.49
9 M 67225	3/8	10	2.89
9 M 67226	7/16	11	3.59
9 M 67227	1/2	12	4.49

**Wire Brushes . . hardwood handles**

**15 Brush.** Curved back. 14x1 in. 1 1/2-in. tufts.  
9 M 3668—Shipping weight 8 oz. . . . 59c

Brush as above, but with 12x7/8-in. handle.  
9 M 3654—Shipping weight 7 oz. . . . . 49c

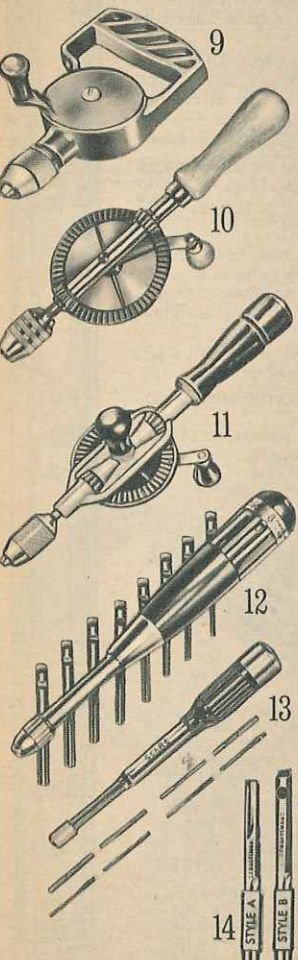
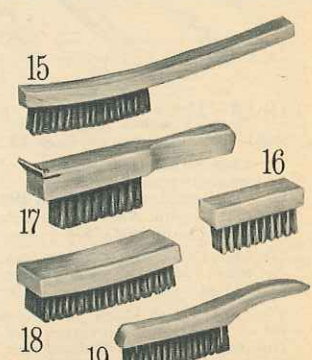
**16 Straight Back.** 4 1/2 x 1 1/2 in. 1 1/4-in. tufts.  
9 M 3652—Shipping weight 7 oz. . . . 49c


As above, but 7 1/4 x 2 1/4-in. back, 1 3/4-in. tufts.  
9 M 3653—Shipping weight 14 oz. . . . . 79c

**17 Brush-Scraper.** 2 5/8-in. scraper, 1 1/2-in. tufts (4 rows, 10 tufts), 11x1 3/8-in. handle.  
9 M 3647—Shipping weight 13 oz. . . . \$1.09

**18 Curved-back Brush.** 7 1/4 x 2 1/2 in. 1 1/4-in. tufts.  
9 M 3670—Shipping weight 1 lb. . . \$1.09

**19 Down-curved Handle.** 10x1 in. 1 1/4-in. tufts.  
9 M 3669—Shipping weight 7 oz. . . . 69c






### CRAFTSMAN Top-Reading Tape

Plastic window shows accurate inside readings . . . tape automatically adds case size to measurements

Black markings on white blades for easier readings



**1** Mylar® polyester coated steel blade lasts longer than ordinary blades. Graduated in inches on back; inches, feet and inches, foot flags, stud markings on front. Red foot flags and stud markings, black numerals and graduations on white enamel finish. Copper-nickel-chrome-plated case has metal belt clip on back.

**2** CRAFTSMAN 1/2-in. Power-return Tape. Self-totaling flex-rigid blade; end hook. Push-button rewind. Stud markings every 16 inches.  
9 M 39101—8 ft. Wt. 8 oz. . . . \$1.39  
9 M 39102—10 ft. Wt. 9 oz. . . . 1.59  
9 M 39103—12 ft. Wt. 9 oz. . . . 1.89

**3** CRAFTSMAN 3/4-in. Power-return Tape. As above, but with stiffer blade.  
9 M 39121—10 ft. Wt. 11 oz. . . . \$2.59  
9 M 39122—12 ft. Wt. 11 oz. . . . 2.89

**4** Leather Holster. Takes any steel tape up to 12 ft. 3x3x1 1/4 inches.  
9 M 4586—Shpg. wt. 4 oz. . . . .99c

**5** CRAFTSMAN Black-and-white Tape. Fits in corners where other tapes can't measure accurately. Square die-cast case. Flexible, 3/8-in. white steel blade. Marks: 8ths, in., ft. Large self-adjusting end hook. Belt clip. Stud markings indicated every 16 inches.  
9 M 3907—50 feet. Shipping weight 1 lb. 3 oz. . . . . \$3.79  
9 M 39072—100 feet. Shipping weight 1 lb. 14 oz. . . . . 5.69

**6** 50-ft. Corded Tape. Markings in feet, inches and quarters. Made of 1/2-inch yellow-coated cotton reinforced with linen cord. Steel case. Handle folds away flush.  
9 M 3904—Shipping weight 7 ounces. . . . . \$2.89

**7** CRAFTSMAN 50-ft. Power-return Tape. Spring-loaded mechanism . . . tape rewinds itself . . . press center button. Thumb pressure controls rewind speed. Press hard for fast rewind; lightly for slower speed. Flexible 3/8-in. white steel blade. Sharp black markings in eighths, inches and feet. Double-roller mouthpiece. Combination hook and ring for one-man operation. (Deduct 1/2 in. from total when using hook). Stud markings every 16 inches. Simulated leather cover.  
9 M 3901—Shipping weight 1 pound 6 ounces. . . . . \$5.99

**8** CRAFTSMAN Steel Tapes. 3/8-in. white blade with black markings in eighths, inches and feet. Stud markings every 16 inches. Hook-and-ring end for one-man measuring. Double-roller mouthpiece aids rewinding. Folding handle opens by push pin. Anti-backlash chrome-plated winding reel. Belt clip. Belt holder and marking pencil included.  
9 M 39001—50 feet. Shipping weight 1 lb. 4 oz. . . . . \$4.49  
9 M 39002—100 feet. Shipping weight 2 lbs. 3 oz. . . . . 6.49

**9** CRAFTSMAN Extension Rule. Made of choice, straight-grained maple slats. Boxwood finish. Marked in 16ths on top and bottom edges. Read total inches or feet and inches. Brass extension machine-etched, calibrated for inside measuring. Stud center marking every 16 inches. Brass strike plates protect against wear. Positive locking joints. Outside readings.  
9 M 3934—Shpg. wt. 11 oz. . . . . \$2.29

**10** CRAFTSMAN Folding Rule. Select heavy maple slats. White finish. Marked in 16ths on top and bottom edges. Same features as 9 M 3934 above.  
9 M 3936—Shpg. wt. 9 oz. . . . . \$1.69

**11** Good quality Wood Folding Rule. Made of selected hardwood. White finish. Marked in 16ths of an inch. Friction joints. Outside reading  
9 M 3911—Shpg. wt. 7 oz. . . . . \$1.69

**12** Economy quality Wood Folding Rule. Hardwood with white finish . . . plastic lacquer coating. Brass-plated friction joints. Shipping weight 6 oz.  
9 M 3918 . . . . . \$1.69

**13** CRAFTSMAN Duralumin Rafter Square. Our finest. Can't rust, warp or shrink. Octagon and 100ths scale; rafter and brace table. Face marked in 8ths, 16ths; back in 10ths; 12ths. Etched black numbers. 24x2-inch body; 16x1 1/2-inch tongue.  
99 M 3963C—Shipping weight 2 pounds . . . \$6.19

**14** CRAFTSMAN Steel Square. Rafter and brace table, octagon and 100ths scale. Blued steel; white markings. Face in 8ths and 16ths; back in 10ths and 12ths. 24x2-in. body; 16x1 1/2-in. tongue.  
99 M 39641C—Shipping weight 2 pounds . . . \$3.99

**15** Steel Square. Face in 8ths and 4ths; back in 4ths. 24x2-inch body; 16x1 1/2-inch tongue.  
99 M 39642C—Shipping weight 2 pounds . . . \$2.49

**16** CRAFTSMAN Combination Square. Use as inside or outside try square, depth gauge, rule or level. Chrome-plated steel blade. Black markings, 8ths, 16ths on one side; 16ths, 32nds on other. Holds setting. Semi-steel beam has level and removable scriber. Blade ends indented for scribing.  
Catalog No. Blade Beam Shpg. wt. Price  
9 M 39541 6x 3/4 in. 3 3/4 in. 9 oz. \$1.89  
9 M 39542 12x 1 in. 4 in. 1 lb. 2.00

**17** Angle or Stair Gauges. Brass; steel screw. Used with square for repeat cuts. Package of 2.  
9 M 3956—Shipping weight 4 ounces. . . . Pkg. 79c

**18** CRAFTSMAN Try Square. 8-inch steel blade with black-oxide finish; white markings. Rosewood handle.  
9 M 39593—Shipping wt. 10 oz. . . . \$2.79

**19** CRAFTSMAN Sliding "T" Bevel. Adjustable 8-in. stainless steel blade; locks in position. Rosewood handle. Brass trim.  
9 M 39484—Shipping wt. 7 oz. . . . \$2.29

**20** Yellow Chalk Line. 1/4-lb. 200-ft. ball. 38-lb. tensile strength.  
9 M 7654—Shipping weight 6 oz. . . . 49c

**21** Nylon Twine. 100-yard spool. Size 21.  
9 M 76551—White. Wt. 10 oz. . . . 99c  
9 M 76552—Yellow. Wt. 10 oz. . . . \$1.19

**22** Powdered Carpenter's Chalk. For above.  
9 M 37583—Blud. Wt. pkg. 2 oz. Pkg. 10c  
9 M 37584—Red. Wt. pkg. 2 oz. Pkg. 10c

### Precision made Carpenter's Squares

**13** CRAFTSMAN Duralumin Rafter Square. Our finest. Can't rust, warp or shrink. Octagon and 100ths scale; rafter and brace table. Face marked in 8ths, 16ths; back in 10ths; 12ths. Etched black numbers. 24x2-inch body; 16x1 1/2-inch tongue.  
99 M 3963C—Shipping weight 2 pounds . . . \$6.19

**14** CRAFTSMAN Steel Square. Rafter and brace table, octagon and 100ths scale. Blued steel; white markings. Face in 8ths and 16ths; back in 10ths and 12ths. 24x2-in. body; 16x1 1/2-in. tongue.  
99 M 39641C—Shipping weight 2 pounds . . . \$3.99

**15** Steel Square. Face in 8ths and 4ths; back in 4ths. 24x2-inch body; 16x1 1/2-inch tongue.  
99 M 39642C—Shipping weight 2 pounds . . . \$2.49

**16** CRAFTSMAN Combination Square. Use as inside or outside try square, depth gauge, rule or level. Chrome-plated steel blade. Black markings, 8ths, 16ths on one side; 16ths, 32nds on other. Holds setting. Semi-steel beam has level and removable scriber. Blade ends indented for scribing.  
Catalog No. Blade Beam Shpg. wt. Price  
9 M 39541 6x 3/4 in. 3 3/4 in. 9 oz. \$1.89  
9 M 39542 12x 1 in. 4 in. 1 lb. 2.00

**17** Angle or Stair Gauges. Brass; steel screw. Used with square for repeat cuts. Package of 2.  
9 M 3956—Shipping weight 4 ounces. . . . Pkg. 79c

**18** CRAFTSMAN Try Square. 8-inch steel blade with black-oxide finish; white markings. Rosewood handle.  
9 M 39593—Shipping wt. 10 oz. . . . \$2.79

**19** CRAFTSMAN Sliding "T" Bevel. Adjustable 8-in. stainless steel blade; locks in position. Rosewood handle. Brass trim.  
9 M 39484—Shipping wt. 7 oz. . . . \$2.29

**20** Yellow Chalk Line. 1/4-lb. 200-ft. ball. 38-lb. tensile strength.  
9 M 7654—Shipping weight 6 oz. . . . 49c

**21** Nylon Twine. 100-yard spool. Size 21.  
9 M 76551—White. Wt. 10 oz. . . . 99c  
9 M 76552—Yellow. Wt. 10 oz. . . . \$1.19

**22** Powdered Carpenter's Chalk. For above.  
9 M 37583—Blud. Wt. pkg. 2 oz. Pkg. 10c  
9 M 37584—Red. Wt. pkg. 2 oz. Pkg. 10c

### Long Tapes . . Steel or Corded

**5** CRAFTSMAN Black-and-white Tape. Fits in corners where other tapes can't measure accurately. Square die-cast case. Flexible, 3/8-in. white steel blade. Marks: 8ths, in., ft. Large self-adjusting end hook. Belt clip. Stud markings indicated every 16 inches.  
9 M 3907—50 feet. Shipping weight 1 lb. 3 oz. . . . . \$3.79  
9 M 39072—100 feet. Shipping weight 1 lb. 14 oz. . . . . 5.69

**6** 50-ft. Corded Tape. Markings in feet, inches and quarters. Made of 1/2-inch yellow-coated cotton reinforced with linen cord. Steel case. Handle folds away flush.  
9 M 3904—Shipping weight 7 ounces. . . . . \$2.89

**7** CRAFTSMAN 50-ft. Power-return Tape. Spring-loaded mechanism . . . tape rewinds itself . . . press center button. Thumb pressure controls rewind speed. Press hard for fast rewind; lightly for slower speed. Flexible 3/8-in. white steel blade. Sharp black markings in eighths, inches and feet. Double-roller mouthpiece. Combination hook and ring for one-man operation. (Deduct 1/2 in. from total when using hook). Stud markings every 16 inches. Simulated leather cover.  
9 M 3901—Shipping weight 1 pound 6 ounces. . . . . \$5.99

**8** CRAFTSMAN Steel Tapes. 3/8-in. white blade with black markings in eighths, inches and feet. Stud markings every 16 inches. Hook-and-ring end for one-man measuring. Double-roller mouthpiece aids rewinding. Folding handle opens by push pin. Anti-backlash chrome-plated winding reel. Belt clip. Belt holder and marking pencil included.  
9 M 39001—50 feet. Shipping weight 1 lb. 4 oz. . . . . \$4.49  
9 M 39002—100 feet. Shipping weight 2 lbs. 3 oz. . . . . 6.49

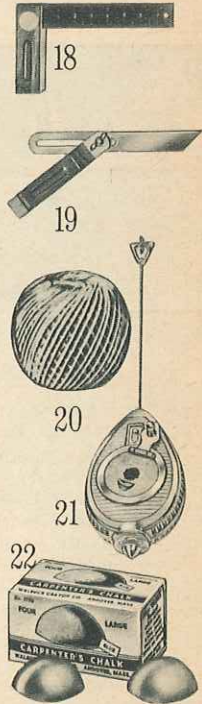

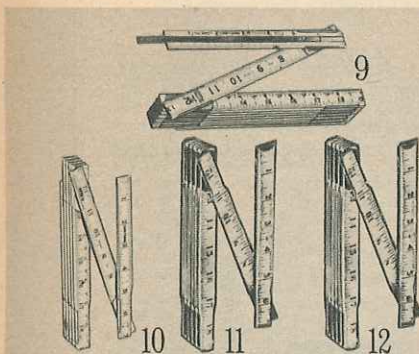
**18** CRAFTSMAN Try Square. 8-inch steel blade with black-oxide finish; white markings. Rosewood handle.  
9 M 39593—Shipping wt. 10 oz. . . . \$2.79


**19** CRAFTSMAN Sliding "T" Bevel. Adjustable 8-in. stainless steel blade; locks in position. Rosewood handle. Brass trim.  
9 M 39484—Shipping wt. 7 oz. . . . \$2.29

**20** Yellow Chalk Line. 1/4-lb. 200-ft. ball. 38-lb. tensile strength.  
9 M 7654—Shipping weight 6 oz. . . . 49c

**21** Nylon Twine. 100-yard spool. Size 21.  
9 M 76551—White. Wt. 10 oz. . . . 99c  
9 M 76552—Yellow. Wt. 10 oz. . . . \$1.19

**22** Powdered Carpenter's Chalk. For above.  
9 M 37583—Blud. Wt. pkg. 2 oz. Pkg. 10c  
9 M 37584—Red. Wt. pkg. 2 oz. Pkg. 10c





### CRAFTSMAN Utility Level

REG. U.S. PAT. OFF.  
11-inch, 16-power telescope

Low as \$59<sup>99</sup>

Designed especially for the farmer or landscaper who needs an accurate instrument, ruggedly constructed, yet economically priced. Has features found on our more expensive instruments.

11-inch, 16-power telescope with standards cast in one piece for remarkable strength and stability. Easy-to-read level vial (27/16 inches long) sleeve protected (as in engineer's level). Sensitivity, 8 minutes per 2mm division.

One-piece erecting eyepiece lets you see images right side up. Focuses 4 1/2 feet to infinity. 3 1/2-inch horizontal circle with vernier reads directly to 15 minutes (1/4 degree).

4-screw leveling head. With plumb bob, illustrated instruction manual and removable sunshade.

With stiff-leg tripod.

99 M 46103L2—Shipping weight 17 lbs. . . \$59.99

With stiff-leg tripod and 8-ft. leveling rod.

99 M 46104L2—Shipping weight 20 lbs. . . 71.99

### Accurate Tilting Level

Ideal for aligning vertical objects

Low as \$87<sup>99</sup>

Low-cost, multi-purpose instrument designed to meet leveling problems, checking and setting off horizontal angles, determining grades, plumbing vertical surfaces, running straight lines, etc.

Telescope tilts from 48° below to 48° above horizontal. . . locks into position for level. 11-in. dustproof telescope, 12-power, focuses from 4 ft. to infinity. 3 1/2-in. horizontal circle reads to single degrees, in 90° quadrants.

Extra-sturdy, 1-piece "U"-type yoke frame, low-friction axis bearings. 27/16-in. level vial, sensitivity: 8 minutes per 2mm division. 4-screw leveling head. Plumb bob included. Fitted hardwood case for carrying ease. Illustrated instruction manual "Adjustments and Field Maintenance".

With stiff-leg tripod.

99 M 46173L2—Shipping weight 18 lbs. . . . . \$87.99

With extension-leg tripod.

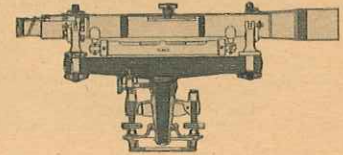
99 M 46172C2—Shipping weight 15 lbs. . . . . 99.99

## All CRAFTSMAN REG. U.S. PAT. OFF.

### Surveying Instruments

have these features

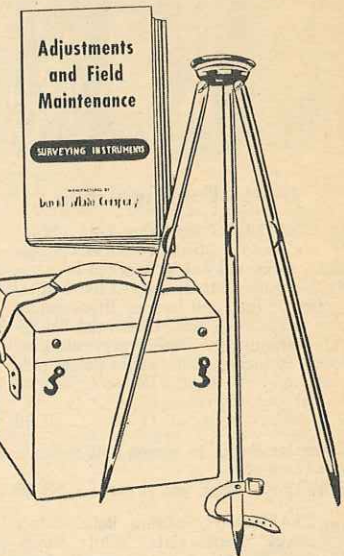
—to provide accuracy and dependable performance



- **Achromatic lenses** . . color corrected to provide clear, sharp image
- **Rack and pinion focusing** . . gives smooth, responsive focus control
- **Erecting eyepiece** . . image is right side up, facilitates reading rod
- **Telescope bored to rifle-barrel accuracy** . . dustproof fittings
- **Sleeved level vial** . . rigid housing protects against rough handling
- **Fine motion mechanism** . . precision machined to prevent backlash

Complete with . .

- Illustrated instruction manual
- Heavy kiln-dried tripod
- Fitted hardwood carrying case



### SERVICE INFORMATION

If your CRAFTSMAN Surveying Instrument needs adjustment or repairs, contact nearest Sears Store or Catalog Sales Office for fast, efficient service at the factory at reasonable charges.

No Money Down on anything Sears sells

SEE PAGE 98

### CRAFTSMAN Surveying Tools and Accessories

**1 CRAFTSMAN Sliding-section Leveling Rods.** Clip-on target.

**Builder's Rods.** (In ft., in., 8ths.) Vernier readings to 1/4 inch.

99M46121L—10 ft. Wt. 6 lbs. \$18.99

99M46122L—15 ft. Wt. 8 lbs. 23.99

**Engineer's Rods.** (In ft., 10ths, 100ths.) Vernier to 1/1000 ft.

99M46112L—10 ft. Wt. 6 lbs. \$18.99

99M46113L—15 ft. Wt. 8 lbs. 23.99

**2 CRAFTSMAN Brass Plumb Bobs.**

99M40001—6 oz. Wt. 10 oz. \$2.59

99M40002—16 oz. Wt. 1 lb. 5 oz. 4.59

**3 Economy Nickel-plated Steel Plumb Bobs.**

5-ounce size.

9 M 38401—Wt. 7 oz. . . . 49c

8-ounce size.

9 M 38402—Wt. 10 oz. . . . 69c

12-ounce size.

9 M 38403—Wt. 14 oz. . . . 89c

**4 CRAFTSMAN Lock-type Hand Sighting Level.** 6 1/2 inches long. For rough survey. 4-power bubble magnification. Focus adjusts. Vinyl pouch, belt loop and instructions.

9 M 4600—Wt. 12 oz. \$13.49

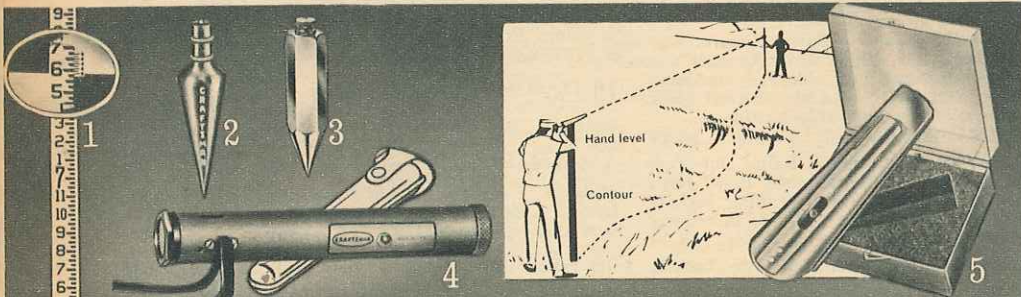
**5 CRAFTSMAN Pocket Sighting-Surface Level.** As a sighting level, can be used for grading, terracing, leveling foundations, etc. As a surface level, can be used for checking level of shelves, counter tops, cabinets, refrigerators and many other items. Ideal for around-the-house projects.

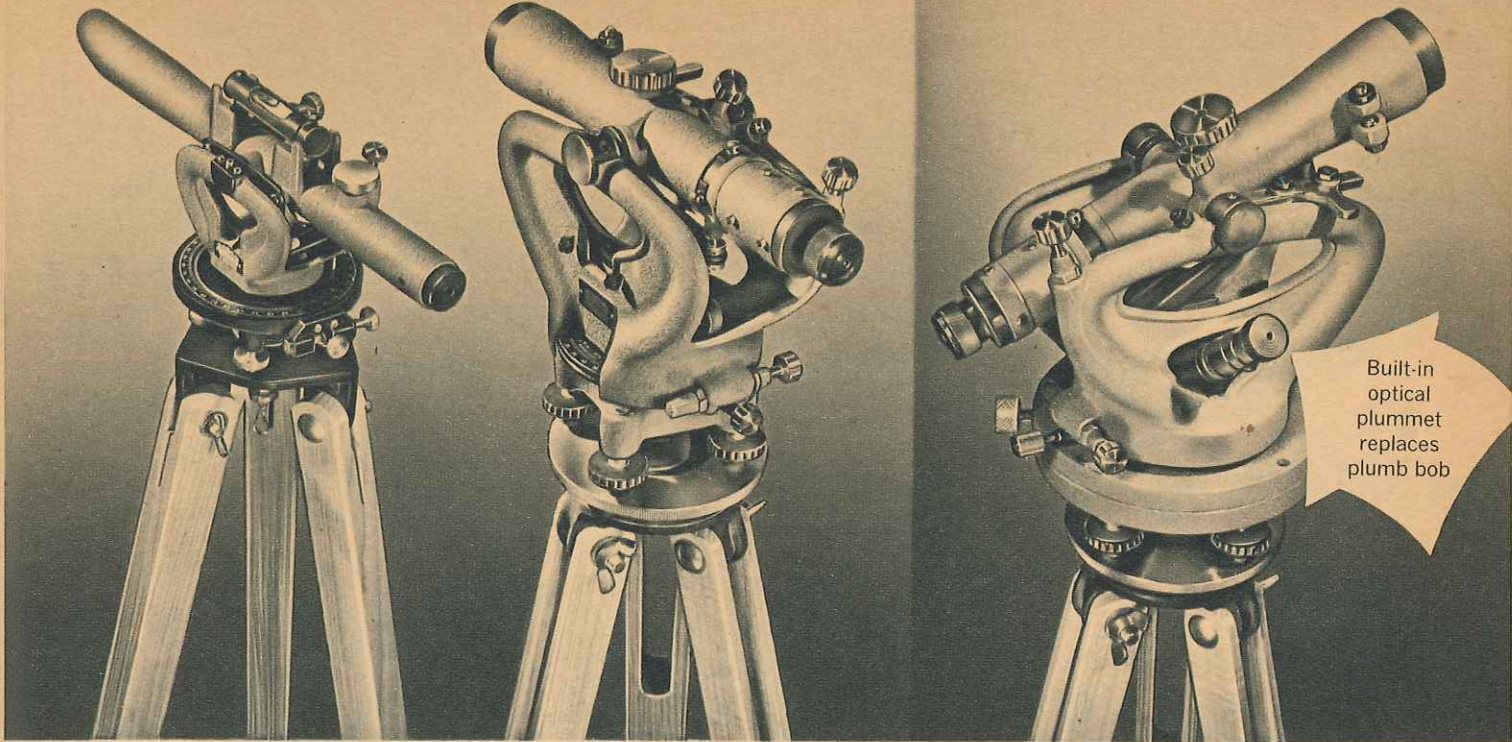
Easy-to-read bubble—magnified reference lines on objective window. Built-in sunshade. Only 5 in. long.

Spring-steel tension clip holds level in pocket. Light, durable aluminum construction. Instruction manual included. Comes in a plastic case.

Shipping weight 9 ounces.

9 M 4624 . . . . . \$5.19





### CRAFTSMAN Convertible Transit Levels

REG. U.S. PAT. OFF.

Sensitive scope PLUS plate vial eliminates releveling of instrument when making repeated readings. Plate level vial always allows precise leveling while scope is in transit position. With plumb bob.

Low as \$104<sup>95</sup>

\$238<sup>95</sup> with stiff-leg tripod

The 18-power, 11-inch telescope focuses 6 ft. to infinity. 26mm (over 1 inch) objective lens. Expanded vernier on 3¼-in. horizontal circle reads to 15 min. (¼°). 27/16-inch telescope vial has sensitivity of 8 min. per 2mm div.

Rotating metal sleeve guards vial from breakage. Vertical arc numbered 50° to 0° to 50° in degrees. Removable sunshade. 4-screw leveling head. Positive, tapered leveling lock.

With stiff-leg tripod. 99 M 46218L2—Wt. 18 lbs. \$104.95

With extension leg tripod. 99 M 46213C2—Wt. 15 lbs. 117.95

With stiff-leg tripod, 8-ft. leveling rod. 99 M 46219L2—Wt. 20 lbs. \$119.95

The 10½-in., 22-power telescope focuses 3 ft. to infinity. 33mm objective lens. 37/16 in. protected horizontal circle; 2¼-in. radius vertical arc numbered 50° to 0° to 50°, both with double vernier reading to 5 min. (¼°). Spiral focusing eyepiece, 4½ in. telescope level, sensitivity 110 secs. per 2mm div. 125/32 in. plate level vial. Positive lock, 4 leveling screws. Pin wrench, shade, 3½x8-in. thrd. head. 99 M 46191L2—With stiff-leg tripod. Wt. 39 lbs. \$238.95

With extension-leg tripod. 99 M 46195C2—Shipping weight 28 pounds. . . . 249.95

Jeweled Compass. (Not shown.) Gear-and-pinion adjustments, marked in degrees. For 99 M 46191L2; 99 M 46195C2; and 99-4619.

9 M 4616—Shipping weight 1 lb. 2 oz. . . . . \$15.99

For instruments at left; former 99-4621; and 99-46215.

9 M 4613—Shipping weight 1 lb. 2 oz. . . . . \$12.99

### Contractor's Transit Level

\$299<sup>95</sup>

Set up in seconds. Look through plummet telescope in yoke frame . . . find center point by sliding built-in lateral adjuster. *More accurate than plumb bob!* 10½-inch telescope, 22-power, focuses 3 ft. to infinity. 33mm objective lens. 37/16-inch shielded horizontal circle; 2¼-inch radius vertical arc numbered 50° to 0° to 50° with double vernier reading to five minutes. Spiral focusing eyepiece. 4½-inch telescope level vial, sensitivity 85 seconds per 2mm division, 125/32-inch plate level vial.

Positive lock. Four leveling screws, shifting center. Pin wrench, sunshade. 3½x8-inch thread tripod head. With stiff-leg tripod.

99 M 46021L2—Shipping weight 48 pounds. \$299.95

CRAFTSMAN Survey Instruments are precision tested for accuracy. Lenses color corrected for sharp, clear images. Rack and pinion control gives smooth, responsive focusing. Telescope fittings are dustproof. Precision-machined mechanism reduces backlash. All instruments come with fitted, hardwood case and kiln-dried tripod. Each has an instruction manual.

### CRAFTSMAN Builder's Dumpy Level

REG. U.S. PAT. OFF.

1 One-piece, 25-power telescope (12-inch). Focuses 5 feet to infinity. Optics coated for high resolution and flat field. 38mm objective lens. Protected 37/16-inch horizontal circle.

Double vernier reading to five minutes (½°). Internal focusing. 4½-inch level vial with sensitivity of 110 seconds per 2mm division. Four leveling screws, shifting center.

Tangent and screws. Comes with plumb bob and sunshade. See facts about CRAFTSMAN Survey Instruments above, right. 99 M 46031L2—Shipping weight 38 pounds. . . . . \$182.95

As above but with extension-leg tripod. 99 M 46035C2—Shipping weight 27 pounds. . . . . 193.95

### CRAFTSMAN Engineer's Dumpy Level

REG. U.S. PAT. OFF.


2 Our Finest! Ideal for highway, bridge, industrial construction survey work. 18-inch telescope, 36 power. Focuses from 9 feet to infinity. 2-inch diameter (51mm) objective lens.

Brilliant optics . . . free from spherical and chromatic aberrations. Reset scale for quick refocusing. 7½-inch level vial with sensitivity of 20 seconds per 2mm division.


Bronze leveling head with tapered bronze spindle. Protected tangent and clamp screws.

With sunshade, spanner wrench, screwdriver and adjusting pins, stiff-leg tripod and mahogany case. See CRAFTSMAN Survey Instruments note right, above. Shipped by express from Boston, Mass., factory.

F9 M 46181N—Shipping weight 40 pounds. . . . . \$449.95

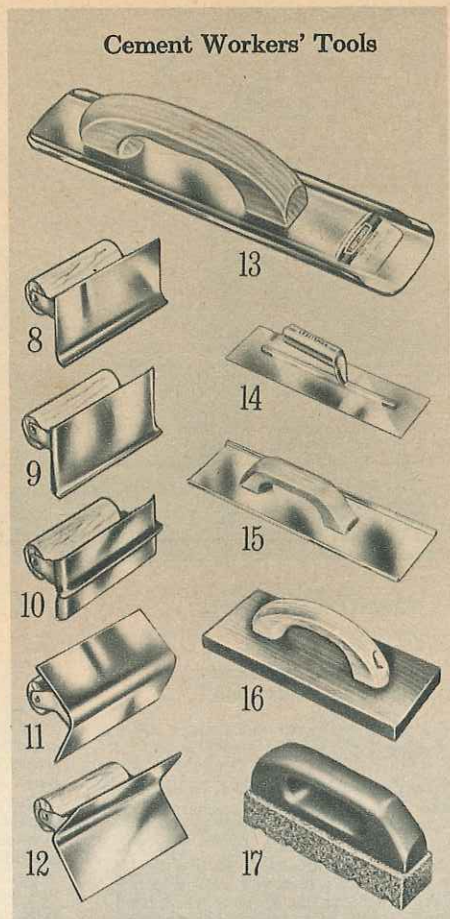


Plastic, cement, masonry-workers' and dry-wall tools designed for "pros" . . . big helps if you do it yourself

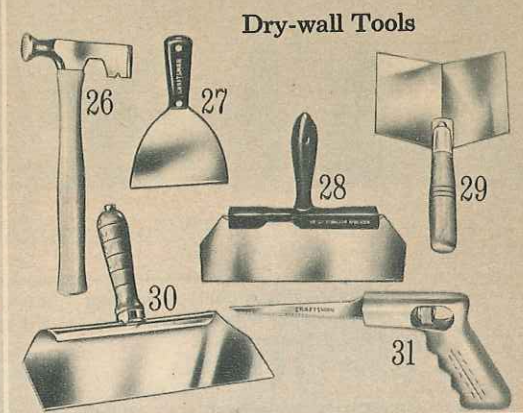


### Plasterers' Tools

- 1 Rubber Float. Fine-cell sponge rubber, 1/2 in. deep. Aluminum backing, top edges beveled. 4x9 1/2 inches. Wood handle. 9 M 65602—Shipping wt. 12 oz. . . . \$1.19
- 2 CRAFTSMAN Finishing Trowel. 4 3/4 x 11-in. spring steel blade. Aluminum alloy shank. Wood handle. 9 M 6550—Shipping wt. 1 lb. 2 oz. . . \$3.49
- 3 Trowel. 4 1/2 x 10-in. spring steel blade, lacquered to resist rust. Wood handle. 9 M 6592—Shipping weight 13 oz. . . . 99c
- 4 CRAFTSMAN Patching Trowel. 1 1/2 x 5 1/2-in. steel blade, hardwood handle. For cement, plaster and putty work. 9 M 6589—Shipping weight 8 ounces. . . 99c
- 5 CRAFTSMAN Putty Knives. 1 1/2 inches wide, carbon steel blade, mirror polished. Plastic handle. Shipping weight each 6 ounces. 9 M 90151—Flexible blade. . . . . 89c  
9 M 90161—Stiff blade. . . . . 89c  
9 M 90091—Chisel-point stiff blade. . . \$1.00
- 6 CRAFTSMAN Wall Scrapers. 3-inch wide carbon steel blade, mirror polished. Has strong plastic handle. Flexible blade. 9 M 90171—Shipping weight 6 oz. . . \$1.29  
Stiff blade. 9 M 90181—Shipping weight 8 oz. . . 1.19
- 7 CRAFTSMAN Hawk 13 1/2 x 13 1/2 inches. 12-gauge aluminum. Scored . . . helps keep mortar from sliding off hawk. Rubber cushion. Detachable wood handle. 9 M 6562—Shipping wt. 2 lbs. 5 oz. . \$3.69



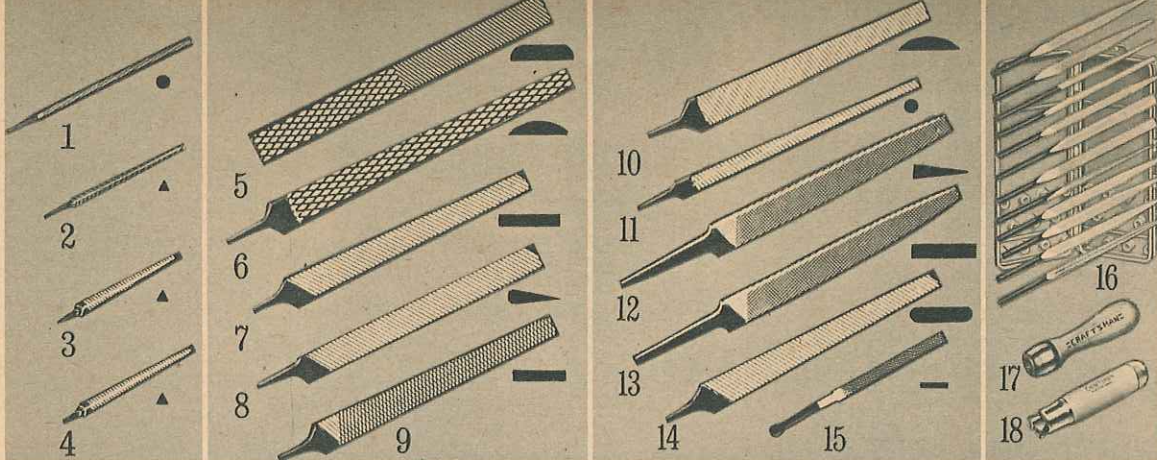
- ### Cement Workers' Tools
- (8) thru (12) have cold-rolled steel blades, unless noted. Mountings welded to shank. Smooth wood handles.
- 8 Straight Edger. 3x6 inches; radius 3/8 in. 9 M 6541—Shipping weight 13 ounces. . . . 79c
  - 9 Curved Edger. 3x6 inches; radius 3/8 in. 9 M 65412—Shipping weight 13 ounces. . . . 79c  
Cast-iron blade, 2 1/8 x 5 1/2 inches. 9 M 6571—Shipping weight 1 lb. 5 oz. . . . . 79c
  - 10 Groover. 3x6 in., cuts 3/8-in. groove. Ends curved. 9 M 65413—Shipping weight 13 ounces. . . . 79c  
Cast-iron blade, 2 1/8 x 6 inches. 9 M 6572—Shipping weight 1 lb. 7 oz. . . . . 79c
  - 11 Inside-corner Tool. 2 1/2 x 2 1/2 x 6 in. 1/2-inch radius. 9 M 65414—Shipping weight 1 pound. . . . . 99c
  - 12 Outside-corner Tool. 2 1/2 x 2 1/2 x 6 in. 1/2-inch radius. 9 M 65415—Shipping weight 1 pound. . . . . 99c
  - 13 CRAFTSMAN Professional Float. Built-in bevel. Aluminum blade is 3 1/4 x 6 in. Right "feel." Edges curled to prevent cement build-up. Smooth sanded handle. Built-in radius. 9 M 6542—Shipping weight 1 lb. 8 oz. . . . . \$3.49
  - 14 CRAFTSMAN Finishing Trowel. 4x14-inch steel blade, aluminum alloy shank. 9 M 6557—Shipping weight 1 lb. 2 oz. . . . . \$3.99  
Stainless-steel blade, 12 rivets. 9 M 6564—Shipping weight 1 lb. 2 oz. . . . . 4.99
  - (15) and (16). Floats. For floating cement to surface before troweling. Comfortable-grip wood handle.
  - 15 Float. 4x14-inch alum. blade. 1/2-inch rib at edge. 9 M 65442—Shipping weight 14 ounces. . . \$1.49
  - 16 Redwood Float. 12x5x3/4 inches deep. 9 M 6540—Shipping weight 1 lb. 4 oz. . . . . 99c
  - 17 Rubbing Brick. 8x2x1 1/2 in. Vitrified silicon carbide. 1 side fluted, 2 sides flat. Wood handle. 9 M 64271—Shipping weight 2 lbs. 8 oz. . . . \$1.99



- ### Masons' Tools
- 18 CRAFTSMAN Bricklayer's Hammers. Polished, forged steel head, tough hickory handle. Length 11 inches. 24-ounce head, 8 1/2 inches long. 9 M 6545—Shipping weight 2 pounds. . . . . \$3.99  
16-ounce head, 7 inches long. 9 M 6543—Shipping weight 1 lb. 9 oz. . . . . 3.69
  - 19 CRAFTSMAN Square Brick Jointer. One round, one square point. For V-shape or round joints. Forged steel. 9 inches long. 9 M 43215—Shipping weight 9 oz. . . . . \$1.39
  - 20 CRAFTSMAN Flat-brick Jointer. One round, one grooved end. For concave and convex pointing. Forged steel, chrome plated. 9 1/2 inches long. 9 M 43225—Shipping weight 9 oz. . . . . \$1.39
  - 21 CRAFTSMAN Bricklayer's Chisel. Forged steel; 4-in. bit. 3/8-in. beveled square shank. Double bevel edge. 9 M 6558—Shipping weight 1 lb. 2 oz. . . . . \$1.89
  - 22 CRAFTSMAN Brick Trowel, London pattern. 1-pc. blade, post, tang. 4 3/4 x 11-in. blade. 9 M 6553—Shipping weight 1 lb. 1 oz. . . . . \$3.99
  - 23 Philadelphia-pattern Brick Trowels. Tempered steel blade, brass mounting. Hardwood handle. 9 M 6580—5x10 1/2-inch blade. Wt. 1 lb. 1 oz. . \$2.19  
9 M 6556—4 1/2 x 8 1/2-inch blade. Shpg. wt. 9 oz. 1.99
  - 24 CRAFTSMAN Pointing Trowel. 2 1/2 x 5 1/2-in. steel blade. 9 M 6581—Shipping weight 12 ounces. . . . . 99c
  - 25 CRAFTSMAN Tuck-pointing Trowel. 3/8 x 6-in. tempered spring-steel blade. Hardwood handle. 9 M 6587—Shipping weight 9 ounces. . . . . 89c
  - 26 Dry-wall Hammer. Forged steel, chrome-plated head. Rounded, scored. Dimples wall board. Hatchet blade, 14-inch handle. 9 M 6570—Shipping weight 1 lb. 8 oz. . . . . \$4.99
  - 27 CRAFTSMAN Wall Scrapers. Tempered steel blade, mirror-polished. Plastic handle. Shpg. wt. 7 oz. 9 M 90051—4-inch size. . . . . \$1.49  
9 M 9005—5-inch. \$1.69 9 M 9006—6-inch. 2.00
  - 28 Taping-Knife Spreader. For skim-coating. Flexes from 90° to 105°. Cement and tape joints. 9 M 6573—Shipping weight 7 ounces. . . . . \$2.59
  - 29 Corner Taping Tool. Flexible stainless steel blade adjusts to 90°. Heavy-angled wood handle. 9 M 65734—Shipping weight 10 ounces. . . . \$1.99
  - 30 Adjustable Taping Knife. 3 1/2 x 11-inch stainless steel blade. Strong hardwood handle. 9 M 6576—Shipping weight 14 oz. . . . . \$1.99
  - 31 CRAFTSMAN Dry Wall Saw. Makes its own opening. Die-cast aluminum handle. 9 M 3512—Shipping weight 1 pound. . . . . \$1.99

No Money Down on anything Sears sells

SEE PAGE 98



### Kromedge Files and Rasps . . . stay sharp and last longer

Hard chrome surfaces keep them cutting at top efficiency far longer than ordinary files and rasps. Cut fast, clog less. In plastic cases. Imported from Central Europe.

**1** 8-inch Chain Saw Files. Double cut for fast, easy cutting. Shipping weight each 4 oz.

Catalog Number	Diameter	Chain pitch	Each
9 M 3117	3/16 inch	3/16 inch	.89c
9 M 3116	1/4 inch	1/2 inch	.89c
9 M 3118	7/32 inch	7/16 inch	.89c

#### Taper Files.

Catalog Number	Size inches	Shipping weight	Each
(2) Double extra slim			
9 M 31332	.6 in.	.3 oz.	.39c
9 M 31333	.7 in.	.4 oz.	.49c
(3) Extra slim			
9 M 31261	.4 in.	.2 oz.	.29c
9 M 31262	.6 in.	.3 oz.	.39c
(4) Slim			
9 M 31272	.6 in.	.3 oz.	.39c
9 M 31273	.7 in.	.4 oz.	.49c

Catalog Number	Type	Size inches	Size lbs. oz.	Each
(5) 9 M 31224	Shoe Rasps	.8	7	.99c
9 M 31225		10	10	\$1.29
(6) 9 M 31215	Wood Rasps	.12	11	1.69
9 M 31216		10	1	1.99
9 M 31292	Mill Files	.6	4	.49c
(7) 9 M 31294		.8	6	.59c
9 M 31295		10	9	.69c
(8) 9 M 3120	Crosscut Saw File	.8	6	.99c
(9) 9 M 31254	Flat Bastard File	.8	7	.79c
9 M 31255		10	12	.99c
(10) 9 M 31234	Half Round Bastard File	.8	7	.99c
9 M 31235		10	11	\$1.29
9 M 31242	Round Bastard File	.6	4	.49c
(11) 9 M 31244		.8	5	.59c
9 M 31245		10	7	.69c
(12) 9 M 3131	Knife File	.6	3	.99c
(13) 9 M 3132	Warding File	.4	2	.59c
(14) 9 M 3128	Mill File 12 round edges	.8	6	.79c

**15** CRAFTSMAN Ignition File. Double cut. Length 5 inches. 9 M 3119—American made. Shpg. wt. 3 oz. . . . . Each 25c

### Files, Accessories


**16** Die Maker's File Set. Swiss-pattern needle-point files. Kromedge. Medium cut, No. 2 files. 5 1/2 in. long. Set of 12. From Western Europe. Shipping weight 7 oz. 9 M 6759 . . . . . Set \$4.19

**17** CRAFTSMAN File Handles. Self-threading. Strong wood handle. Metal ferrule.

Catalog Number	Size	Shpg. wt.	Each
9 M 67811	Ex. Small	.3 oz.	.29c
9 M 67812	Small	.3 oz.	.29c
9 M 67813	Medium	.5 oz.	.29c
9 M 67814	Large	.5 oz.	.39c

**18** CRAFTSMAN Adjustable File and Tool Handle. For tang tools with tangs up to 3/4-inch in diameter. Use as handle for files, rasps, blades, etc. 9 M 6775—Shpg. wt. 4 oz. . . . . 89c

Get right type and size file to do the job fast . . . easily



89c

Specially designed for sharpening rotary power-mower blades. Ideal, too, for spades, shovels, hoes, etc. Double cut. Tang formed as file's handle. Kromedge. Remains sharp through long service. Length 8 inches. Imported from Central Europe. 9 M 3115—Wt. 7 oz. . . . . 89c

### Magnets and Pickup Tools

**19** 5 1/2-inch Magnetic Pocket Tool, Stud Finder. With alnico magnet at end. Pocket clip. Handy to have around. 9 M 4001—Shipping weight 5 oz. . . . . 89c

**20** Pickup Tool. Push button . . . steel jaws open. Release button . . . jaws close. 12-inch long Pickup Tool. 9 M 41330—Shipping weight 4 oz. . . . . 99c

**21** Flexible Magnet Pickup Tool. Coiled spring shaft nickel-plated to resist rust. With permanent magnet head. Plastic handle. Bends around corners. Over-all length 17 1/2 inches. 9 M 4178—Shipping weight 5 oz. . . . . \$1.39

**22** Magnetic Pickup Tool. Extends to a full 26 1/2 in. Lifts up to 8 ounces. Head moves at any angle. Double ball and socket joint. Fits into 16 1/2-in. tool kit, etc. 9 M 4132—Shipping weight 10 oz. . . . . \$1.99

**23** CRAFTSMAN 3-inch Horseshoe Magnet. Lifts up to 10 pounds of weight. Plastic frame. With permanent magnet. 9 M 4003—Shipping weight 4 oz. . . . . 59c

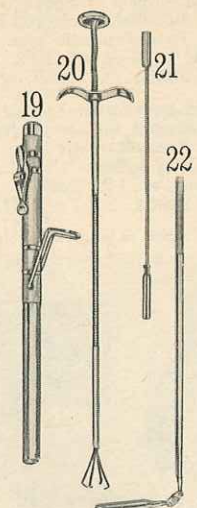
**24** Permanent Alnico Magnets. Complete with keeper. Many lifting uses in shop, plant.

**25** Permanent Alnico Button Magnets. Use as pickup tools. Can be used also for holding tickets and blueprints, tools, etc.

Catalog Number	Pull lbs.	Actual weight	Shpg. weight	Each
9 M 4033	2 1/2	1 oz.	3 oz.	.49c
9 M 40332	11 1/2	2 oz.	5 oz.	\$1.09
9 M 40334	20	4 oz.	7 oz.	1.89
9 M 40336	27	6 oz.	10 oz.	2.79
9 M 4034	32	8 oz.	12 oz.	3.09
9 M 40341	35	10 oz.	15 oz.	4.29
9 M 40342	49	1 lb.	1 lb. 5 oz.	6.29

Catalog Number	Pull lbs.	Size inches	Wt. oz.	Pkg. of	Pkg.
9 M 40361	1 1/4	3/8 x 1/2	.3	.6	\$1.69
9 M 40362	2 3/4	1/2 x 3/4	.5	.3	1.49
9 M 40363	4	3/8 x 1	.6	.2	1.49

You get more than low prices when you shop at Sears. Our hand tools and power tools are pre-tested to give you top performance under any working condition.



CRAFTSMAN Flex-rigid Hacksaw Blades. Flexible alloy steel. Teeth won't strip. 5 in package.

Catalog Number	Lgh. in.	Teeth in.	Cuts Thicknesses	Wt. oz.	Pkg.
(26) 9M65841	10	18	Steel bars, brass, copper 1/4 to 1 inch	5	.79c
9M65842	12	18	Steel bars, brass, copper 1/4 to 1 inch	6	.89c
(27) 9M65851	10	24	Iron pipe, medium tubing 1/8 to 1/4 inch	5	.79c
9M65852	12	24	Iron pipe, medium tubing 1/8 to 1/4 inch	6	.89c
(28) 9M65861	10	32	Thin metal sheets, tubing to 1/8 inch	5	.79c
9M65862	12	32	Thin metal sheets, tubing to 1/8 inch	6	.89c


CRAFTSMAN Moly-steel Hacksaw Blades. For accurate high-speed cutting. 18 teeth per in. Last up to 6 times longer than Flex-rigid. 2 in pkg. 9 M 65831—10 in. long. Shpg. wt. 3 oz. . . . . Pkg. 99c 9 M 65832—12 in. long. Shpg. wt. 4 oz. . . . . Pkg. \$1.19

CRAFTSMAN Power Hacksaw Blades. Special high-speed steel. 12 in. long. 3/8 in. wide. 2 in pkg. 9 M 65822—14 teeth per in. Shpg. wt. 5 oz. . . . . Pkg. \$1.69 9 M 65823—18 teeth per in. Shpg. wt. 5 oz. . . . . Pkg. 1.69

**29** Keyhole-type Hacksaw with extra blade. Non-shattering flexo-back blade . . . flame-hardened teeth. Use to saw metal, wood, hard-board, plastic, etc. Molded, shockproof rubber handle. Over-all length 7 1/2 inches. 9 M 3548—Shipping weight 10 ounces. . . . . 99c

Replacement Blade for above. 9 M 3540—Shipping weight 3 ounces. . . . . 25c

### "Pro" and home-shop Hacksaws



**30** CRAFTSMAN Professional-quality Hacksaw. New design for blade holders . . . cut flush in 6 different positions. Special studs keep blade from twisting. Polished, nickel-plated steel frame. Adjusts to hold 10 in., 12-in. blades. Plastic safety grip. Cuts in 4 directions. With 10-in. tungsten-steel blade . . . 18 teeth per inch. 9 M 3558—Shipping wt. 2 lbs. . . . . \$2.99

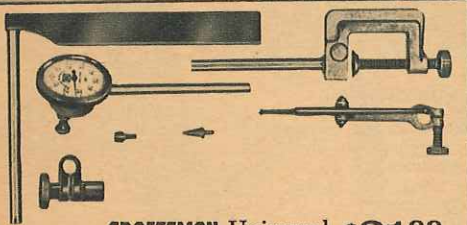
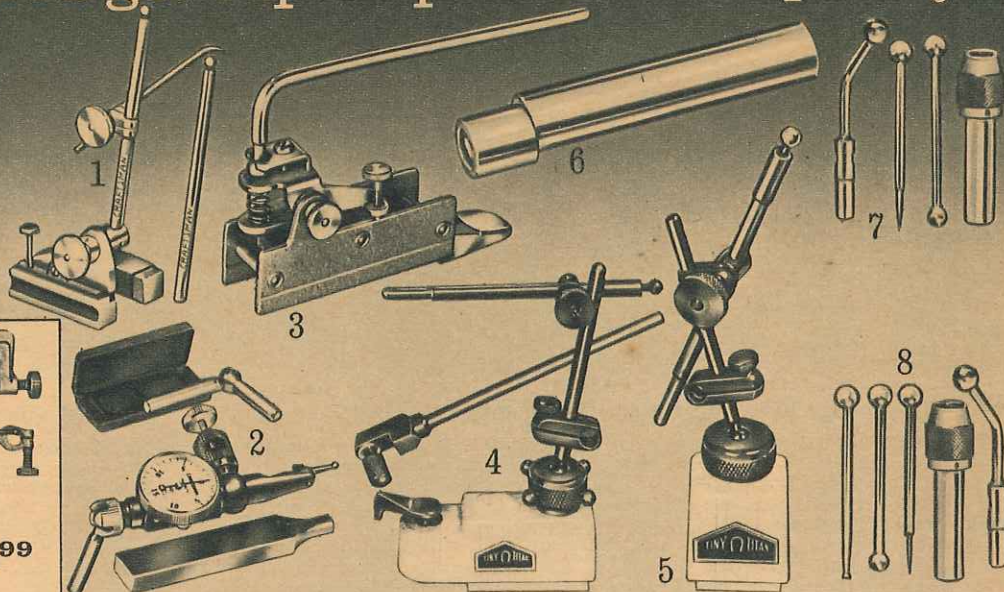
**31** CRAFTSMAN Hacksaw. Polished, buffed nickel-plated steel frame . . . welded. Reinforced back. Solid-rubber, pistol-grip handle. Cuts in 4 positions. Spring clip, lock nut stops blade from twisting. Adjusts for 10, 12-inch blades. 10-in. blade . . . 18 teeth per in. 9 M 3562—Shpg. wt. 1 lb. 14 oz. . . . . \$2.29

**32** Medium-duty Hacksaw. Electrically welded steel frame . . . nickel-plated. Reinforced back. Adjusts to 10, 12-in. blades. Pistol-grip. 10-in. steel blade . . . 18 teeth per in. included. 9 M 3553—Shpg. wt. 1 lb. 8 oz. . . . . \$1.69

Budget-priced Pistol-grip Hacksaw (not shown). Reinforced back. For 8, 10, 12-in. blades. 8-in. blade (18 teeth per in.) included. Rubber handle. 9 M 3552—Shipping weight 1 lb. . . . . 69c

# You get superb professional quality

IN THE precision tools shown on this and the next three pages, we have concentrated on offering equipment of unsurpassed accuracy and reliability. Finest materials, skilled workmanship and superior inspection techniques—give you tools which meet the most exacting requirements of professional craftsmen.



**CRAFTSMAN Universal \$21.99**  
Dial-indicator Set

Bezel on dial rotates for setting zero on any position of pointer. Reads in .001 inch. Graduated 0 to 50 to 0 with "+" and "-" signs on either side of zero. Range .200 in. (2 rev.). Dial diameter 1 1/16 inches. Made in England.

Complete with dial gage (back plunger type), universal clamp, tool post holder, "G"-type clamp, lever attachment, 3 hardened interchangeable contact points, all in finished wood cases. Meets Federal Specifications Mil-1-18422d. 9 M 3868—Shpg. wt. 2 lbs. 10 oz. Set \$21.99



## CRAFTSMAN

### Universal Dial Indicator

For comparing dimensions and gaging deviations from standards. Reads in .001 inch. Enclosed case guards movement from damaging effects of dust, oil. Hard brass bearings and detachable steel point. Adjustable bezel. Made in England.

Cat. No.	Range	Dial diam.	Shipping wt.	Each
9 M 38681	.250 inch	2 1/4 inch	12 oz.	\$15.99
9 M 38682	.500 inch	2 1/4 inch	12 oz.	18.99
9 M 38683	1 inch	2 1/4 inch	12 oz.	19.99
9 M 38684	2 inch	3 inch	1 lb. 2 oz.	49.99

Universal Clamp and Swivel. For attaching to magnetic bases and tool posts. Made of hardened steel. Shipping weight each 4 oz.

9 M 40761—1/4 x 1/4 inch..... \$1.99  
9 M 40762—1/4 x 5/16 inch..... 1.99

## Surface Gages . . Dial Indicators . . Magnetic Holders . . Finders . . Wigglers

**1 CRAFTSMAN Surface Gage\***. Base 3x2 1/2 x 1/8 inches. 9 and 12-inch spindles serve as depth gage. Base ground for surface-plate work. 6-inch scriber. 9 M 4055—Wt. 2 lbs. 8 oz. \$9.49

**CRAFTSMAN Surface Gages\***. Toolmaker quality. Ground steel base. Adjusting screw.

Base 2 1/2 x 1 1/2 x 1 inch. Locking clamps. 4 and 7-inch spindles. 9 M 40554—Wt. 1 lb. 2 oz. \$10.49

Base 3 3/16 x 2 1/2 x 1 in. 9, 12-inch spindles. Universal clamp holds indicators. Wt. 3 lbs. 2 oz.

9 M 40559..... \$14.99

\*Meet Fed. Specs. GGG-G-17, Type IV.

**2 CRAFTSMAN Dial Test Indicator Set**. Jeweled movement. 0 to +15 or 0 to -15 in. .001-inch graduations. Reversing lever. 1-inch dial. Dial indicator, body clamp, universal shank, flexible arm, contact point. In sturdy case. Wt. 9 oz. 9 M 4076..... Set \$23.99

**3 Magnetic Indicator Holder**. 50-pound pull magnets. Ball-and-socket action.

Shipping weight 12 ounces. 9 M 3872..... \$5.59

(4) and (5). **TINY TITAN Magnet-base Holders**. For tight, flat-surface mount, down to 3/4-inch diameter on round surfaces. Diameters: 1/32, 1/4, 5/16 inch. 360° locking swivel adjustment.

**4 125-pound pull**. Precision adjustment. Spoke-locking nut. 3-diameter universal offset rod. Tenite® plastic base. 1 1/4 x 4 x 1 1/2 in. Shpg. wt. 2 lbs. 7 oz. 9 M 38904..... \$20.99

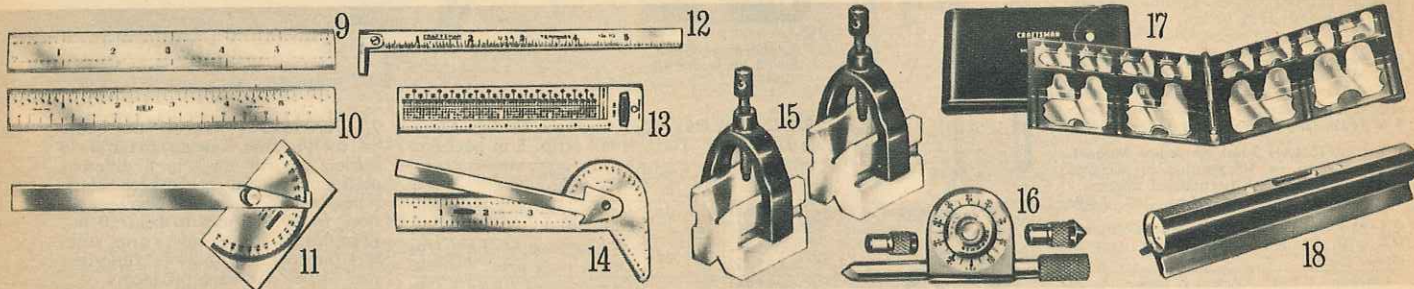
**5 65-pound pull**. Precision adjustment for zeroing indicators. Tenite® plastic base. 1 1/4 x 1 7/16 x 1 1/4 inches. Shpg. wt. 1 lb. 4 oz. 9 M 38902..... \$12.49

See index on page 98 for tools to equip your entire workshop

**6 CRAFTSMAN Edge Finder**. Hardened steel working surfaces . . centerless ground. Use for positioning tool to locate working edge. Wt. 4 oz. 9 M 38819—1/2-inch size. \$2.59 9 M 38821—3/8-inch size. 2.95

**7 CRAFTSMAN Wiggler (or Center Finder)**. Three tools in ONE! Ball, bent-indicator and needle point shafts. Wiggler shank. Length 4 1/2 inches. 9 M 4021—Wt. 6 oz. Set \$2.99

**8 CRAFTSMAN 4-piece Wiggler Set**. The four attachments adapt the tool to countless applications. Tools are readily interchangeable in the wiggler shank to suit the job. Simply clamp attachments in shank by a ball swivel joint . . permits adjustments to an angular position or true concentricity. Adjustable chuck tension. Tool steel construction. Over-all length, 4 1/2 in. 9 M 4004—Wt. 6 oz. Set \$4.99



**CRAFTSMAN Stainless Steel Rules**. Satin chrome-plated finish. Black, easily-read graduations. Carry one in work-apron pocket for quick use. Have a "spare" for your tool chest, too! Shipping weight each 2 ounces.

Catalog No.	Size inches	Graduations		Type	Each
		Front	Back		
9 M 40996	6x 1 1/2	1/32, 1/64	1/10, 1/100	Flexible	\$1.69
9 M 40992	12x 1 1/2	1/32, 1/64	1/10, 1/100	Flexible	2.99
9 M 40136	6x 3/4	1/8, 1/16	1/32, 1/64	Rigid	1.79

**Stainless Steel Rules**. Shipping wt. each 5 oz.

Catalog No.	Size inches	Graduations		Type	Each
		Front	Back		
9 M 4042	6x 3/4	1/8, 1/16	1/32, 1/64	Rigid	\$1.19
9 M 4030	6x 1/2	1/16, 1/32	Dec. equiv.	Flexible	39c
9 M 4002	12x 1	1/8, 1/16	1/32, 1/64	Rigid	2.69
9 M 4015	6x 1 1/2	1/10, 1/100	1/16, 1/64	Flexible	1.00
9 M 4006	6x 3/4	1/32, 1/64	Dec. equiv.	Flexible	59c

**11 CRAFTSMAN Protractor**. Stainless steel. Rectangular head. Graduated 180 degrees. 9 M 4029—Shpg. wt. 5 oz. \$1.69 Same as above; non-glare chrome plate. 9 M 4024—Shpg. wt. 5 oz. \$4.99

**12 6-in. CRAFTSMAN Machinist's-hook Rule**. Tempered stainless steel, 3/8 inch wide. Graduated: 32nds and 64ths. 9 M 40354—Shpg. wt. 3 oz. \$2.19

**13 CRAFTSMAN 6-in. Reference Table Rule**. Stainless steel. Fractions and decimals, 32nds, 64ths inch. Data table. 9 M 4011—Shpg. wt. 2 oz. 89c

**14 CRAFTSMAN Combination Rule**. Stainless steel. Use as square, bevel protractor, drill gage. 32nds and 64ths. In protective plastic case. 9 M 4026—Shpg. wt. 4 oz. \$1.59

**15 V-blocks, Clamps**. 2 clamps, 2 cast iron V-blocks. For work up to 1 1/2-inch diam. V-blocks about 2x1 1/2 x 1 1/2 inches. 9 M 40824—Shipping weight 2 pounds 7 ounces. \$6.29

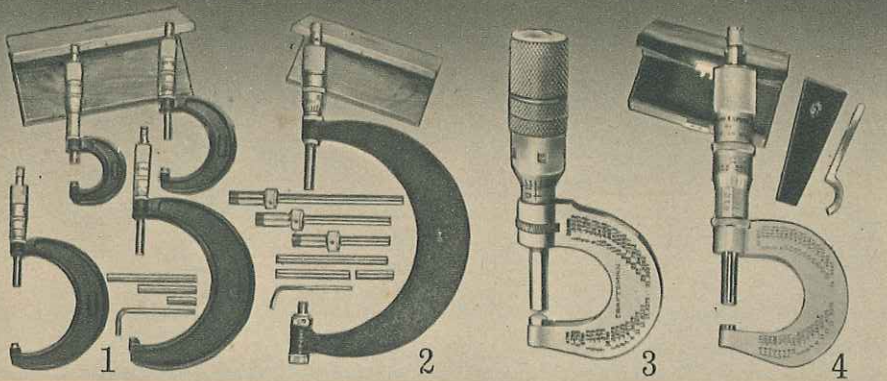
**16 CRAFTSMAN Speed Indicator**. Shows every revolution . . both right and left. Sets to 0. 9 M 4060—Shipping weight 7 ounces. \$3.99

**17 CRAFTSMAN 25-piece Radius or Fillet Gage Set**. Measure inside and outside corner radii; concave, convex shapes. Stainless steel blades have corresponding external, internal forms. 16 gages 1/32 to 1/4 in. by 64ths. 8 gages 1/32 to 1/2 in. by 32nds. Comes in sturdy case with holders. 9 M 40952—Shipping weight 14 ounces. \$10.99

**18 CRAFTSMAN Machinist's 12-inch Precision Level**. New design features a deep V-groove base. Covers a wider area for better stability and extreme rigidity. Tubular body encloses the level and plumb vials to prevent breaking. Precision ground sensitivities for the accuracy needed by machinists, toolmakers and inspectors. Heat-treated aluminum alloy frames. Durable finish resists scratching or marring. Packed in black plastic case. 9 M 3998—Shipping weight 2 pounds 5 ounces. \$19.99

# in CRAFTSMAN Precision Tools

REG. U. S. PAT. OFF.



Only  
**\$18.99**  
with protractor  
and center head

## CRAFTSMAN Machinists' Combination Square

REG. U. S. PAT. OFF.

Accurate . . blade is machine divided

Hardened, ground steel blade; easily-read graduations in 8ths, 16ths, 32nds, 64ths. Cast-iron square head; scriber. Center head, non-reversible bevel protractor. Graduated 180° left, right. Level vial. 12-in. blade. Meets Fed. Specs. GGG-S-656a.

9 M 38694—Shipping weight 2 lbs. 9 oz. . . . \$18.99  
Combination Square as above; graduated in 32nds, 64ths, 50ths, 100ths inch.

9 M 38695—Shipping weight 2 lbs. 9 oz. . . . \$18.99  
Without protractor.  
9 M 38692—6-inch blade. Wt. 1 lb. 2 oz. . . . 9.49  
9 M 38693—12-inch blade. Wt. 1 lb. 12 oz. . . . 11.49

Without protractor or center head.  
9 M 38699—6-inch blade. Shpg. wt. 12 oz. . . . 6.99  
9 M 38691—12-inch blade. Wt. 1 lb. 4 oz. . . . 8.99

**1** CRAFTSMAN Micrometer Sets. Measure from 6 to .0001 inches with perfect accuracy. Thread is ground from solid steel spindle. Both spindle and anvil lapped. Ratchet stop, spindle lock. Forged frame. Sets of 4 have 3 standards; set of 6 has 5 standards. ALL CRAFTSMAN micrometers meet Federal Specifications.\*  
Set of 4, 0 to 4 in. Graduated in .001 in.  
9 M 3860—Shpg. wt. 4 lbs. 12 oz. . . . Set \$75.99  
Set of 4, 0 to 4 inches. Graduated in .0001 in.  
9 M 3861—Shpg. wt. 4 lbs. 12 oz. . . . Set \$83.99  
Set of 4, 0 to 100mm.  
F9 M 3862—Shpg. wt. 5 lbs. . . . Set 75.99  
Set of 6, 0 to 6 inches. Graduated in .001 in.  
9 M 38609—Shipping wt. 11 lbs. . . . Set \$129.99  
Set of 4, From 0 to 4 inches long, but with carbide tip. Graduated in .0001 inch.  
F9 M 3865—Shipping wt. 5 lbs. . . . Set \$92.99

Individual Micrometers\*, 2-inch and up with standard. Without carbide-tips.

Cat. No.	Range	Grad.	Shpg. wt.	Each
9 M 38601	0-1 in.	.001 in.	9 oz.	\$15.49
9 M 38610	0-1 in.	.0001 in.	8 oz.	17.49
F9 M 38621	0-25 mm	.mm.	9 oz.	15.49
9 M 38602	1-2 in.	.001 in.	10 oz.	16.99
9 M 38612	1-2 in.	.0001 in.	10 oz.	18.99
F9 M 38622	25-50 mm	.mm.	10 oz.	16.99
9 M 38603	2-3 in.	.001 in.	12 oz.	18.99
9 M 38613	2-3 in.	.0001 in.	12 oz.	20.99
F9 M 38623	50-75 mm	.mm.	12 oz.	18.99
9 M 38604	3-4 in.	.001 in.	1 lb. 2 oz.	20.99
9 M 38614	3-4 in.	.0001 in.	1 lb. 2 oz.	22.99
F9 M 38624	75-100 mm	.mm.	2 lbs.	20.99
9 M 38605	4-5 in.	.001 in.	1 lb. 10 oz.	23.99
9 M 38615	4-5 in.	.0001 in.	1 lb. 10 oz.	25.99
9 M 38606	5-6 in.	.001 in.	1 lb. 14 oz.	25.99
9 M 38616	5-6 in.	.0001 in.	1 lb. 15 oz.	27.99

As above but carbide tips. Read in .0001 in.  
F9 M 38651—0 to 1 in. Wt. 9 oz. . . . \$19.49  
F9 M 38652—1 to 2 in. Wt. 10 oz. . . . 20.99  
F9 M 38653—2 to 3 in. Wt. 12 oz. . . . 23.99  
F9 M 38654—3 to 4 in. Shpg. wt. 2 lbs. . . . 25.99  
F9 M 38655—4 to 5 in. Shpg. wt. 2 lbs. . . . 27.99  
F9 M 38656—5 to 6 in. Shpg. wt. 2 lbs. . . . 29.99

**2** CRAFTSMAN Mandrel Micrometer. Tubular steel frame. .001 inch readings. 4 interchangeable mandrels. 3 checking standards. Chrome-plated finish on head. In finished wood case.  
9 M 38608—Shpg. wt. 2 lbs. 12 oz. . . . \$43.99

**3** CRAFTSMAN Direct-reading Micrometer. Read directly from window in thimble. Clamping ring and locking nut. 0 to 1 inch. Graduations .001 inch. Satin-chrome-plated finish. Plastic pouch.  
9 M 40937—Shipping weight 11 ounces. . . . \$23.99

**4** New CRAFTSMAN Micrometer. Reads in .0001 inch. Full-finish frame with lock, ratchet; decimal equivalents on frame. Forged steel frame, head. Hardened spindle; threads ground, lapped. Longer thimble lines for better readability. With plush-lined plastic simulated leather case.  
0 to 1 inch.  
9 M 38661—Shipping weight 14 ounces. . . . \$24.99  
1 to 2 inch. With standard.  
9 M 38664—Shpg. wt. 1 lb. 4 oz. . . . 27.99

As above, but with carbide tip.  
9 M 38662—0 to 1 inch. Shpg. wt. 14 oz. . . . 25.99  
9 M 38665—1 to 2 in. Standard. Wt. 1 lb. 4 oz. . . . 29.99  
As above, but metric reading. Reads 0 to 25 mm.  
F9 M 38666—Shipping weight 1 lb. . . . \$24.99  
As above; includes 25 mm standard. 25 to 50 mm.  
F9 M 38667—Shipping weight 2 pounds. . . . \$27.99

\*All CRAFTSMAN Micrometers except 9M40937 meet Federal Specifications GGG-C-105G.

No Money Down  
on anything  
Sears sells

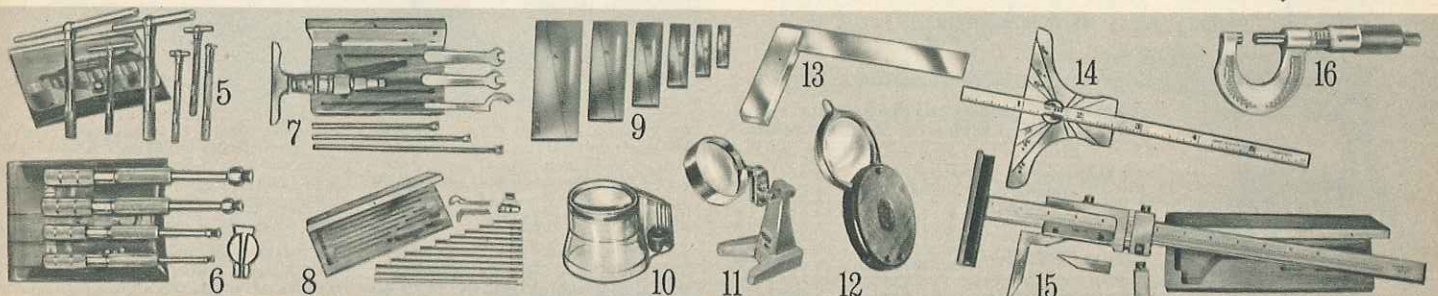
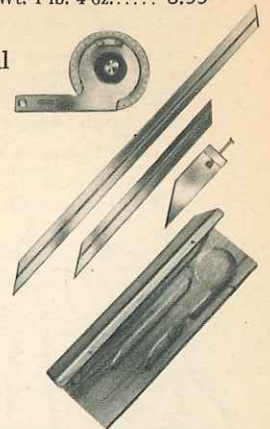
SEE PAGE 98

## CRAFTSMAN Universal

### Bevel Protractor

**\$53.99**

Reads angles to 5 min. or 1/2°. Blade ends cut at 45° and 60°. 7, 12-in. blades. Acute-angle attachment. Dull chrome plating on dial, vernier scale. Black lines, numbers. Meets Federal Specifications GGG-P-676. In wood case.  
Shpg. wt. 1 lb. 6 oz.  
9 M 38696 . . . \$53.99



**5** CRAFTSMAN 6-piece Gage Set. For gaging inside slots and holes accurately. The plunger telescopes; locks securely with knurled screw. Head ends are heat-treated for extra toughness. 3/16 to 1/2, 3/8 to 3/4, 1/2 to 1 1/4, 1 1/4 to 2 1/2, 2 1/4 to 3 1/2, 3 1/2 to 6 inches. Meets Fed. Specs. GGG-G-17.  
9 M 4027—Shpg. wt. 12 oz. . . . Set \$22.99  
As above, but with 4 gages in set. 5/16 to 1/2, 1/2 to 3/4, 3/4 to 1 1/4, 1 1/4 to 2 1/2 inches.  
9 M 40203—Shipping weight 6 ounces. . . . Set \$13.49

**6** CRAFTSMAN 4-piece Small-Hole Gage Set. Measures to 1/2 inch. Tool steel. 1/8 to 3/16, 3/16 to 1/4, 1/4 to 1/2 inch. Meets Federal Specifications GGG-G-17. Plastic pouch.  
9 M 4056—Shipping weight 4 ounces. . . . Set \$14.99

**7** CRAFTSMAN Micrometer Depth Gages. Read to .001 inch. Chrome plated. With lock. Meet Federal Specifications GGG-C-105b. With case.

Catalog Number	Capacity inches	Base inches	Shipping weight	Each
9 M 3863	. . .0.3. . .	.2 1/2	1 lb. 2 oz.	\$23.99
9 M 38631	. . .0.3. . .	.4	1 lb. 5 oz.	26.99
9 M 38632	. . .0.6. . .	.2 1/2	1 lb. 9 oz.	31.99
9 M 38633	. . .0.6. . .	.4	1 lb. 10 oz.	36.99

**8** CRAFTSMAN Inside Micrometers. Meet Federal Specifications GGG-C-105b for accuracy. Come in finished wood cases.  
.001 inch (1 1/2 to 8 1/2 inches).  
9 M 3864—Wt. 1 lb. 7 oz. . . . \$24.99  
.001 inch (1 1/2 to 12 1/2 inches).  
9 M 38641—Wt. 2 lbs. 2 oz. . . . 28.99  
50 to 200 millimeters.  
F9 M 38642—Shpg. wt. 2 lbs. . . . 24.99  
50 to 312.5 millimeters.  
F9 M 38643—Wt. 3 lbs. . . . 28.99

**9** CRAFTSMAN Adjustable Parallels. Adjust and lock securely, precisely, to pre-set measurements.  
6-piece Set. 3/8 to 2 1/4 inches. Shpg. wt. 2 lbs. 2 oz.  
9 M 3874 . . . . . Set \$24.99  
4-piece Set. 3/8 to 1 1/2 in.  
9 M 3873—Wt. 14 oz. . . . Set \$15.99

**10** Magnetic Scale-magnifying Glass. 5-power optically ground glass lens. Strong magnet base.  
9 M 40872—Shpg. wt. 4 oz. . . . \$9c

**11** New 2-inch Desk Magnifier. Adjustable. 1.7-power ground lens. Heavy base.  
9 M 40871—Wt. 1 lb. 2 oz. . . . \$2.99

**12** Pocket Magnifier. Ground glass. 4-power single lens. Case.  
9 M 40811—Shpg. wt. 3 oz. . . . \$1.69  
As above, but 5-power single lens.  
9 M 40812—Shpg. wt. 2 oz. . . . 99c  
As above, but 8-power double lens.  
9 M 40813—Shpg. wt. 4 oz. . . . \$2.79

**13** Accurate Solid Steel Square. Precision ground. Hardened blades. 2 3/16 inch blade, 1 3/4-inch beam. Made in England.  
9 M 4032—Shpg. wt. 5 oz. . . . \$2.39  
3 3/8-inch blade, 2 1/4-inch beam.  
9 M 40323—Shpg. wt. 7 oz. . . . \$2.59  
4-inch blade, 3-inch beam.  
9 M 40324—Shpg. wt. 8 oz. . . . 3.09

6-inch blade, 3 3/4-inch beam.  
9 M 40326—Shpg. wt. 14 oz. . . . 3.39

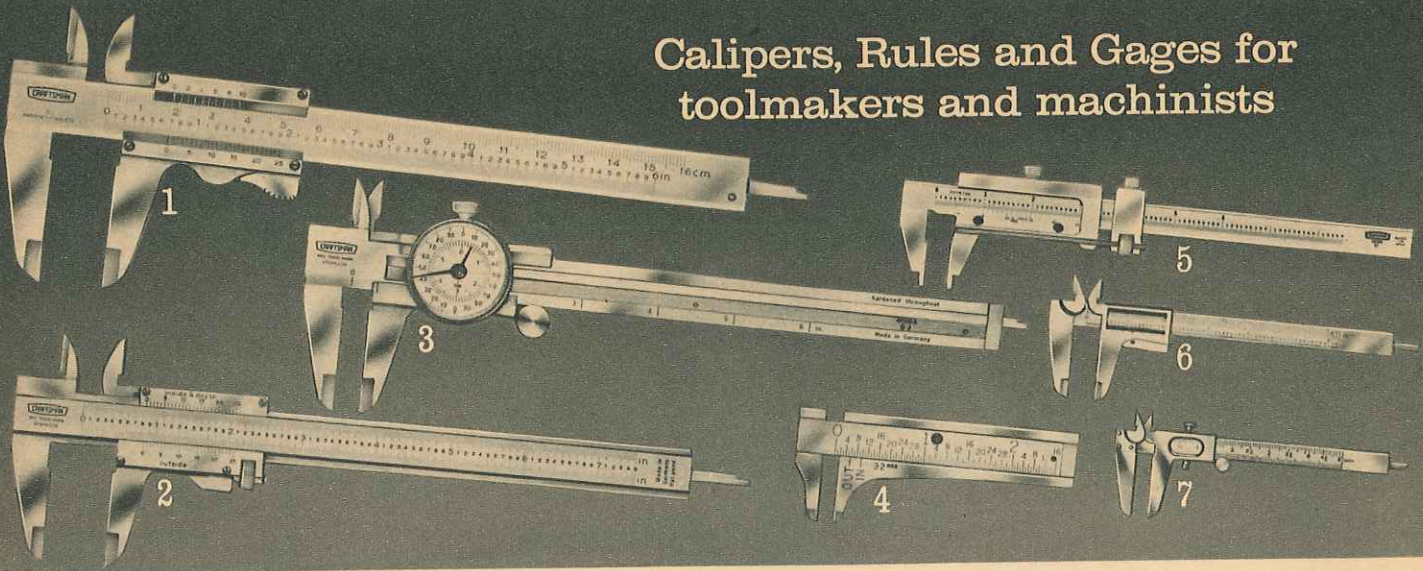
**14** CRAFTSMAN Depth Gage. 6x 1/2-inch rule. Hardened head graduated right and left to 30°, 45° and 60°. Marked in 32nds, 64ths of an inch.  
9 M 40442—Shpg. wt. 5 oz. . . . \$2.99

**15** CRAFTSMAN 12-in. Vernier Height Gage. 2 1/2-in. long vernier. Reads to .001 in. Lapped base. Recessed beam, cut-away base for 0 reading. Straight scriber. Meets Federal Specs. GGG-C-111a.  
F9 M 40167—Shpg. wt. 6 lbs. . . . \$99.99  
As above, but 6-inch size.  
9 M 40166—Wt. 4 lbs. 8 oz. . . . 57.99

**16** Micrometer. Graduated in .001 inch. From 0 to 1-inch. Thimble with stop. Does not meet Federal Specifications.  
9 M 4079—Shpg. wt. 8 oz. . . . \$3.99

SHIPPING NOTE: "F" items (as F9M40167) shipped from factory in St. James, Minn.

# Calipers, Rules and Gages for toolmakers and machinists



Precision craftsmanship . . perfection in every detail for accuracy

**1 CRAFTSMAN Vernier Calipers.** *Accurate to .001 of an inch.* Stainless steel. Adjustable vernier plates allow for normal wear. Recessed beam . . no number rub-off. Thumb-action sliding jaw . . self-locking. Top scale graduated in millimeters; bottom scale in 1/1000ths. Main, vernier scales chrome-plated. Hardened jaws have lapped edges. 8 1/16 in. long. Caliper capacity 5 3/16 in. From West Germany.  
9 M 40162—Shpg. wt. 8 oz. . . . \$19.99

**CRAFTSMAN Vernier Calipers.** As above, but vernier plates not adjustable. Unlapped jaws. Chrome-plated scales in millimeters and 1/1000ths. 8 1/16 in. long. Capacity 5 3/16 inches. From West Germany.  
9 M 40161—Shpg. wt. 8 oz. . . . \$13.49

**2 CRAFTSMAN Micro-screw Vernier Calipers.** *Accurate to .001 in.* Stainless steel. Combines thumb-lock jaw with fine adjustment screw. Adjustable vernier plates. Chrome-plated scales, flush with beam. Graduated in 1/1000ths. 8 1/16 inches long. Caliper capacity 6 inches. Made in West Germany.  
9 M 40163—Shipping weight 15 ounces . . . . . \$25.99

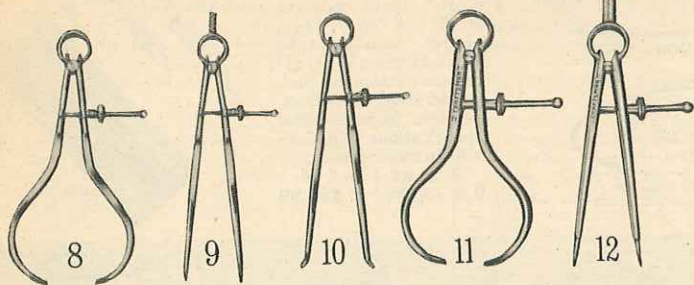
**3 CRAFTSMAN Dial Calipers.** *Accurate to .001 inch.* Stainless steel. Plexiglas® protects dial. Thumb roller and lock screw. Sliding depth rod. Lapped jaws. Graduated in 1/1000ths. 9 3/4 inches long. Capacity 6 inches. From West Germany.  
9 M 40164—Shipping weight 1 pound 1 ounce . . . . . \$38.99

**4 Pocket Slide Calipers.** Polished steel. For inside measurements to 2 3/8 inches; outside, up to 2 1/4 inches ("in" and "out" readings). Three-inch scale. Graduated in 16ths and 32nds. Spring stop.  
9 M 4028—Shipping weight 3 ounces . . . . . \$3.29

**5 CRAFTSMAN Vernier Calipers.** *Accurate to .001 in. Meets Fed. Specs. GGG-C-111a for design and accuracy.* Chrome vanadium steel. Adjustable plates. Both sides marked. One for outside; other for inside measurements. Graduated in 1/1000ths. 10 3/4 in. long. Capacity 6 in. Made in U.S.A.  
9 M 40165—Shipping weight 1 pound 9 ounces . . . . . \$49.99

**6 Vernier Calipers.** *Accurate to .002 of an inch.* Enclosed sliding head, locking lever, thumb latch. Sliding depth rod. Steel. 5-in. scale. Graduated in 16ths, 32nds in. 1/128th-in. vernier readings. Plastic case.  
9 M 40252—Shipping weight 8 ounces . . . . . \$5.49  
As above, except graduated in millimeters and inches.  
9 M 40255—Shipping weight 8 ounces . . . . . 5.49

**7 Vernier Calipers.** *Accurate to .01 of an inch.* For inside, outside measurements. Use as depth gage. Full 5-inch scale. Graduated in 16ths, 32nds inch. Vernier readings of 1/128ths inch. Roller adjustment.  
9 M 4022—Shipping weight 6 ounces . . . . . \$1.59



## Non-slip Dividers and Calipers

**CRAFTSMAN Calipers and Dividers.** Flat-leg pattern. Made from finest steel. Hardened points.

Style	Catalog No.	Size	Shpg. wt.	Price
(8) Outside Calipers . . . . .	9 M 38594	4 in.	.5 oz.	\$1.99
	9 M 38596	6 in.	.7 oz.	2.09
(9) Dividers . . . . .	9 M 38574	4 in.	.4 oz.	1.99
	9 M 38576	6 in.	.6 oz.	2.09
(10) Inside Calipers . . . . .	9 M 38584	4 in.	.4 oz.	1.99
	9 M 38586	6 in.	.6 oz.	2.09

**CRAFTSMAN Toolmakers' Calipers and Dividers.** Our best professional quality. Round legs. Stiff spring and tapered spool eliminate wobble.

Catalog Number	Size	Shpg. wt.	Price
(11) Toolmakers' Outside Calipers			
9 M 38512 . . . . .	2 in.	.3 oz.	\$2.99
9 M 38514 . . . . .	4 in.	.4 oz.	2.99
9 M 38516 . . . . .	6 in.	.6 oz.	3.29

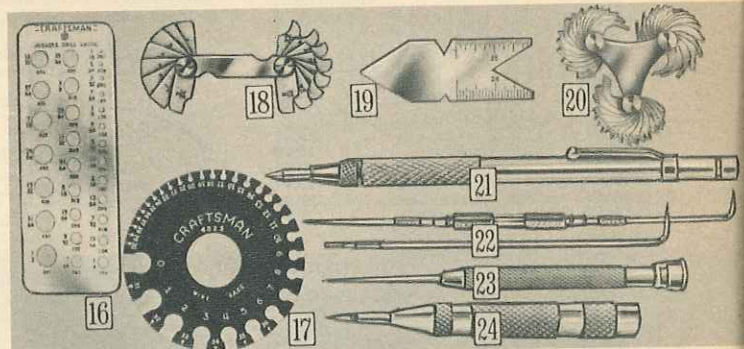
(12) Toolmakers' Dividers			
9 M 38502 . . . . .	2 in.	.3 oz.	2.99
9 M 38504 . . . . .	4 in.	.4 oz.	2.99
9 M 38506 . . . . .	6 in.	.6 oz.	3.29

(13) Toolmakers' Hermaphrodite Calipers			
9 M 38534 . . . . .	4 in.	.4 oz.	2.99
9 M 38536 . . . . .	6 in.	.6 oz.	3.29

(14) Toolmakers' Inside Calipers			
9 M 38522 . . . . .	2 in.	.3 oz.	2.99
9 M 38524 . . . . .	4 in.	.4 oz.	2.99
9 M 38526 . . . . .	6 in.	.6 oz.	3.29

**15 CRAFTSMAN Adjustable Trammel Points.** Steel with black wrinkle finish. Adjustable 3-in. points. Adjusting screw.  
9 M 4061—Shipping weight 7 ounces . . . . . \$6.49

Replaceable points. For (12), (13) and (15) above. Shipping weight 2 ounces.  
9 M 38509—Package of 6 . . . . . Pkg. 29c



**16 CRAFTSMAN Drill Gages.** Polished steel. 29 fractional sizes, from 1/16 inch up to 1/2 inch.  
9 M 4049—Shpg. wt. 6 oz. . . . . \$1.69

Drill and wire gage sizes 1 to 60. Includes index for taps.  
9 M 4047—Shpg. wt. 6 oz. . . . . \$1.69  
A to Z drill sizes. Not CRAFTSMAN.  
9 M 40472—Shpg. wt. 5 oz. . . . . \$2.99

**17 CRAFTSMAN Circular Gage.** For wire, sheet and plate sizes 0 to 36. American Std. for non-ferrous metals.  
9 M 4023—Shpg. wt. 6 oz. . . . . \$4.79

**18 Fillet or Radius Gages.** Polished steel. Sturdy case with screw to hold blades in position singly or to secure all leaves in case. Radius size marked on each leaf.

16-leaf. For determining radius of fillets, inside and outside corners 1/32 to 17/64 by 64ths.  
9 M 4053—Shpg. wt. 4 oz. . . . . \$3.99

34-leaf. For convex or concave gaging 1/64 through 17/64 by 64ths.  
9 M 40534—Shpg. wt. 5 oz. . . . . \$4.99

**19 CRAFTSMAN Lathe-Centers Gage.** U.S. Std. 60°. Stainless steel. Graduations: 14th, 20th, 24th, 32nd inches.  
9 M 40642—Shpg. wt. 2 oz. . . . . \$1.09

**20 CRAFTSMAN Thread Gages.** For screw pitches 4 to 84 on V American threads. Made in England.  
9 M 4031—Shpg. wt. 5 oz. . . . . \$6.99

Pitches 9 to 40. Use on V-threads.  
9 M 4048—Shpg. wt. 2 oz. . . . . \$2.49

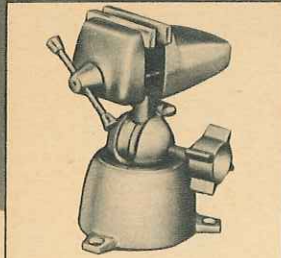


**21 CRAFTSMAN Carbide-tip Scriber.** Scribes, engraves hard metals, glass, plastics, ceramics, other hard surfaces. Pocket clip. Aluminum body. Long-life tungsten carbide tip. 1 end has magnet to retrieve small screws, etc.  
9 M 4078—Shpg. wt. 3 oz. . . . . \$1.69

**22 CRAFTSMAN Double-Scriber.** Knurled steel sleeve. One straight and two bent, tempered steel points . . interchangeable. Length with short point 9 inches; with long point 12 inches. Meets Fed. Specs. GGG-S-131c, Type II, Class 2.  
9 M 4014—Shpg. wt. 4 oz. . . . . \$1.19

**23 CRAFTSMAN Pocket Scriber.** Knurled steel body. Nickel-plated point.  
9 M 4051—1/2-in. diam. Wt. 3 oz. 59c  
9 M 40513—3/8-in. diam. Wt. 4 oz. 89c

**24 CRAFTSMAN Automatic Center Punch.** Heat-treated alloy steel point. Adjusts for heavy or light impressions. One-hand use . . no hammer needed. Standard 3/8-in. diameter. 5 in. long.  
9 M 40542—Shpg. wt. 5 oz. . . . . \$3.99

# Precision Electronic Tools for assemblers, technicians and servicemen






**Rotating . . . tilting Vise**

Work in any position. Rotate or tilt vise as needed for job. Swivels 360°. Head swivels and tilts to any tangent up to 180°. Rugged construction. Die-cast zinc, aluminum alloys reinforced with steel and brass parts. Single lock-screw holds head in desired position. Base 4½ x 4½ inches. Overall height 6½ inches. Jaws open to 2½ inches. Shpg. wt. 4 lbs. 2 oz. 9 M 45339 . . . \$14.99

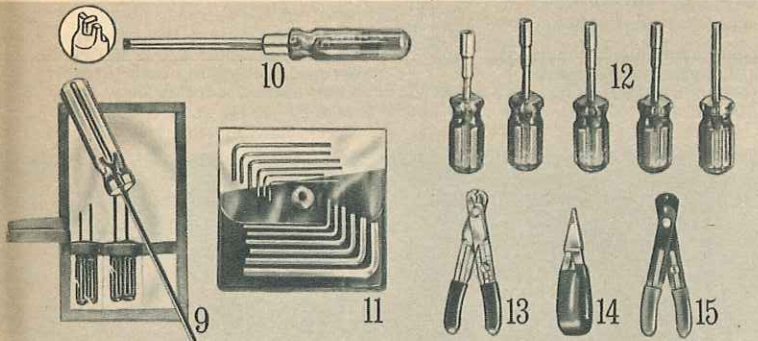
## Knife Sets and Accessories

- For precision, cutting, scraping, scribing jobs.
- 1 12-piece Knife Set. Use for electronic or clerical work. 5x 5/16-in. and 5x 1/16-in. long knives. 10 assorted blades. Plastic case. 9M45127—Shipping weight 7 ounces. . Set \$2.79
  - 2 13-piece Knife Set. Complete set for all applications. 5x 5/16, 5x 1/16 and 3½x 7/8-in. knives. 10 assorted blades. Plastic case. 9M45126—Shipping weight 10 ounces. Set \$3.79
  - 3 Heavy-duty Knife. Plastic handle. 3½x 7/8 in. 9 M 45124—Shipping weight 4 ounces. \$1.19
- Blades for 5x 5/16-in. knife in sets above. 5 in pkg. 9M45150—Angle. Shpg. wt. 3 oz. . . . . Pkg. 59c  
9M45152—Curve. Shpg. wt. 3 oz. . . . . Pkg. 59c
- Blades. For 5x 1/16, 3½x 7/8-in. knives. Pkg. (5). 9M45155—Deep angle. Wt. 3 oz. . . . . Pkg. 59c  
9M45156—Curve. Shpg. wt. 3 oz. . . . . Pkg. 59c

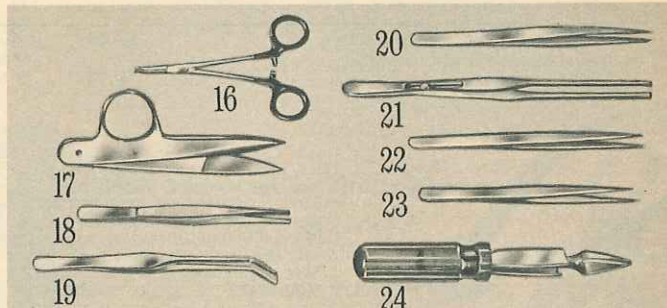


## Precision Pliers and Cutters

- Electronic Assembly Pliers. Full polished steel jaws are forged for added strength. Radius edges on smooth jaws won't mar, nick or scratch finest wires. Plastic grips for a firm, comfortable hold. Precision made lap joints, smoothly polished for precision feel and action.
- 4 Needle-nose. For deep reach when setting fine wire. Smooth jaws. For light work on small, component parts. 4½ inches long. 9 M 45C02—Shipping wt. 4 oz. . . \$4.79
  - 6 inches long. 9 M 45C03—Shipping wt. 5 oz. . . 4.99
  - 5 Long, narrow chain nose for fine wire. Extremely fine point tips. Ideal for close-quarters work. No spring. 4¾ in. long. Shipping weight 4 ounces. 9 M 4500 . . . . . \$3.99
  - Electronic Assembly Cutters. Full flush cut (except as noted) for a square cut. For No. 22 or smaller soft copper wire. Sturdy, drop-forged, polished steel. Plastic grips for a sure hold. 4 inches long.
  - 7 Diagonal. Semi-flush cut. Narrow head. Extreme tip cut. With spring. 9 M 45008—Wt. 4 oz. \$4.99
  - 8 Diagonal. For extra-fine work. With spring. 9 M 4521—Wt. 4 oz. \$5.49

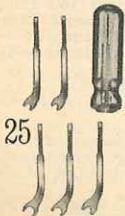


- 9 5-piece Hex Driver Kit. Most-used sizes: .050, 1/16, 5/64, 3/32, 1/8 (across flats). Drive, tighten components, control knobs, chassis-mounting screws. Tempered steel blades, plastic grips. Plastic pouch included. 9M45216—Shpg. wt. 6 oz. Kit \$4.49
  - 10 Magic-tip Screwdriver. Press in screw slot . . . tip turns, screw locks on tip. Magic-tip grip takes up to 30-inch-pounds pull. Chromoly steel tip. Meet Federal Specifications GGG-S-12C Type III Class 1. Shipping weight 6 ounces.
- | Catalog Number | Lgth. (in.) | Tip width | Thick (point) | Fit screws | Each   |
|----------------|-------------|-----------|---------------|------------|--------|
| 9 M 45218      | 5¼          | 3/16      | .030          | 3 to 6     | \$2.29 |
| 9 M 45217      | 7½          | ¼         | .040          | 7 to 10    | 2.79   |
| 9 M 45219      | 8½          | 3/16      | .030          | 3 to 6     | 2.69   |
- 11 Hex, Spline Kit. Includes six hex in sizes .050 to 5/32 inch and six spline in sizes .033 to .096 inch. 9 M 45116—Shpg. wt. 4 oz. Kit \$1.59
  - 12 5-piece Sub-miniature Nut Driver Set. In sizes: 5/64, 3/32, 1/64, 1/8, 5/32-in. Plastic handles for firm grip. 9 M 45044—Shpg. wt. 8 oz. . . Set \$4.19
  - 13 Wire Stripper. Built-in adjustment on handle. Pre-set for wire sizes No. 10 through 20. Nickel-plated steel. Without spring. 9 M 45332—Shipping wt. 6 oz. . . \$1.29
  - With spring. 9 M 45334—Shipping wt. 6 oz. . . 1.69
  - 14 Heat Sink. For electronic soldering. Copper jaws absorb excess heat from delicate parts. Insulated handles. 1½-inch size. 9 M 45331—Shipping wt. 3 oz. . . . 69c
  - 2½-inch size. 9 M 4533—Shipping wt. 3 oz. . . . . 79c
  - 15 Crimping Tool. Use to crimp solderless terminals. Cuts and strips wires. 9 M 45336—Shpg. wt. 6 oz. . . . \$2.49

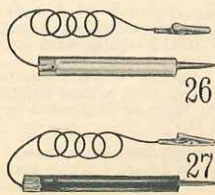


- 16 Scissor Clamps. Use as heat sinks, for handling or holding small parts in assembly, solder work. Straight end. Serrated jaws. Locking notches. 5 inches long. 9 M 45018—Shpg. wt. 4 oz. \$4.49
- 17 Electronic Scissors. Use to snip fine wire. Fits palm of hand for a comfortable grip. Made of sturdy steel. 4½ inches long. 9 M 45337—Shpg. wt. 3 oz. \$3.99
- Standard Design Scissors (not shown). 5 inches long. 9 M 45338—Shpg. wt. 3 oz. \$2.99
- 18 CRAFTSMAN straight-end Tweezers. Copper jaws absorb excess heat from delicate parts. Insulated handles. 1½-inch size. 9 M 45331—Shipping wt. 3 oz. . . . 69c
- 2½-inch size. 9 M 4533—Shipping wt. 3 oz. . . . . 79c
- 19 CRAFTSMAN bent-end Tweezers. Made of nickel-plated, tempered spring steel. 6½ inches long. 9 M 4460—Shpg. wt. 4 oz. . . . 79c
- 20 Boley-pattern Precision Tweezers. AA. For extra fine work. Hardened bevel points. Nickel-plated steel. 5 inches long. 9 M 4566—Shpg. wt. 3 oz. . . 89c
- 21 Slide-lock Tweezers. Nickel-plated. Serrated points. 5 inches. 9 M 4567—Shpg. wt. 3 oz. . \$1.39
- 22 Swiss-pattern Precision Tweezers. For extra fine work. Stainless steel, light tension. 5½ inches long. 9 M 4568—Shpg. wt. 3 oz. . \$1.69
- 23 Swiss-pattern Precision Tweezers. For extra fine work. Stainless steel, non-magnetic. Hardened extra-fine points, light tension. 4¾ inches long. 9 M 4569—Shpg. wt. 3 oz. . \$2.19
- 24 Reverse Tension Precision Tweezers. Press to open. Shockproof plastic handle for a firm, sure grip. 9 M 45335—Shpg. wt. 3 oz. . . 79c

## Sub-Miniature Tools




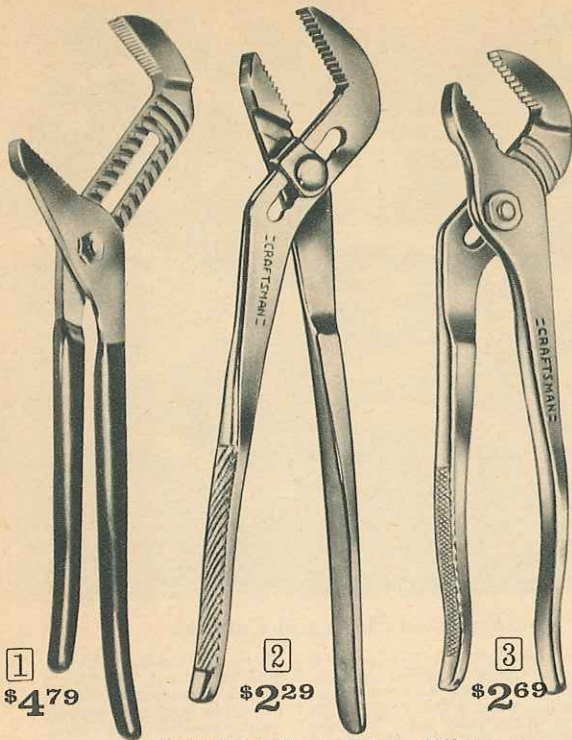
- 25 6-pc. Open-end Wrench Set. 5/64, 3/32, 1/64, 1/8, 5/32. Plastic handle. 9 M 45113—Shpg. wt. 6 oz. Set \$2.59
- 6-pc. Nut Driver Set. Sizes as 9M45113. 9 M 45115—Shpg. wt. 6 oz. Set \$3.19
- 6-pc. Hex Wrench Set. Includes: .028, .035, .050, 1/16, 5/64. Plastic handle. 9 M 45114—Shpg. wt. 6 oz. Set \$2.59



## Soldering Aids . . clean, scrape, loop, ream

- 26 Low Voltage Tester. Shpg. wt. 5 oz. 9 M 45120 . . . . . \$1.99
- 27 Continuity Tester. Shpg. wt. 5 oz. 9 M 45119 . . . . . \$1.99
- 28 Fork and Hook. Shpg. wt. 3 oz. 9 M 45173 . . . . . 89c
- 29 Fork and Brush. Shpg. wt. 3 oz. 9 M 45174 . . . . . 89c
- 30 Knife and Brush. Shpg. wt. 3 oz. 9 M 45175 . . . . . 89c
- 31 Fork and Reamer. Shpg. wt. 3 oz. 9 M 45176 . . . . . 89c





1  
\$4.79

2  
\$2.29


3  
\$2.69

**CRAFTSMAN Special-duty Pliers**

- 1 Arc-joint Pliers. 16 inches long, 4-inch jaw capacity. Pipe wrench type teeth grip work securely. Use on pipe, couplings, castings, etc. Adjusts to 11 different positions. Single-hand grip firmly clamps jaw openings up to a full 4 inches. Forged alloy steel is nickel-chrome plated to resist rust. Plastic-coated handles. 9 M 45273—Shipping weight 2 pounds 12 ounces..... \$4.79
- 2 Heavy-duty Plier Wrench. Angle-nose design. Thin, wide-angle nose gets into tight places where a pipe wrench won't. Long handles for extra leverage. 7 positive positions—guide stop holds jaw setting—won't slip. Opens to 2 inches. Forged alloy steel is heat-treated, tempered, polished and chrome plated. Meets Fed. Specs. GGG-P-471c. 12 inches over-all. 9 M 4471—Shipping weight 1 pound 3 ounces..... \$2.29
- 3 Arc-joint Pliers. Machine-milled curved joint track takes load off bolt. Teeth grip like a pipe wrench... force the work back into the jaws. 5 adjustments open up to 1 3/4 inches. Chrome plated to resist rust. Meets Fed. Specs. GGG-P-471c. 9 1/2 inches long. 9 M 4527—Shipping weight 1 pound..... \$2.69  
Similar to above, but has 3 positions. 6 in. long. (Not shown.) 9 M 4545—Shipping weight 7 ounces..... 1.99


**All CRAFTSMAN Pliers have**

- 1 Forged special alloy steel for extra strength, longer life
- 2 Jaws accurately machine milled for non-slip grip



- 4 Wide-jaw Diagonal-cutting Pliers. 7 inches long. Cuts BX cable. Meet Federal Specifications GGG-P-471c, Type IV, Class 2. 9 M 4508—Shipping weight 10 ounces..... \$3.19
- 5 Curved-jaw Diagonal Pliers. 7 inches long. 9 M 4599—Shipping weight 13 ounces..... 3.99
- 6 Lineman's Pliers. Heavy duty. Beveled nose; side cutting. Meet Federal Specifications GGG-P-471c, Type IX, Class 1, Style A. 9 M 45180—7 inches long. Shpg. wt. 12 oz. \$3.49  
9 M 45181—8 1/2 in. long. Shpg. wt. 1 lb. 2 oz. 4.39
- 7 Long Chain-nose Pliers. Half-round jaws can be used to form wire loops, etc. Meet Federal Specifications GGG-P-471c, Type XI, Class 1, Style A. With plastic coated handles. 9 M 44990—6 inches long. Shpg. wt. 7 oz. \$3.19  
9 M 44991—7 1/2 inches long. Shpg. wt. 9 oz. 3.69
- 8 Diagonal-cutting Pliers. For use on switchboards, ignition systems, etc. Handles are plastic covered for comfortable, firm grip. Each plier is individually fitted to assure uniform cutting action. Jaws induction hardened. Meet Federal Specifications GGG-P-471c, Type IV, Class 1, Style B. 9 M 45060—5 in. Wt. 6 oz. \$2.99  
9 M 45061—6 in. Wt. 8 oz. 3.29  
9 M 45062—7 in. Wt. 10 oz. 3.49
- 9 Slip-joint Side-cutting Pliers. Forged hardened and tempered alloy steel. Two adjustments. Honed cutting edges. 7 1/2 inches long. 9 M 4507—Shpg. wt. 12 oz. \$2.79

You get superb professional quality



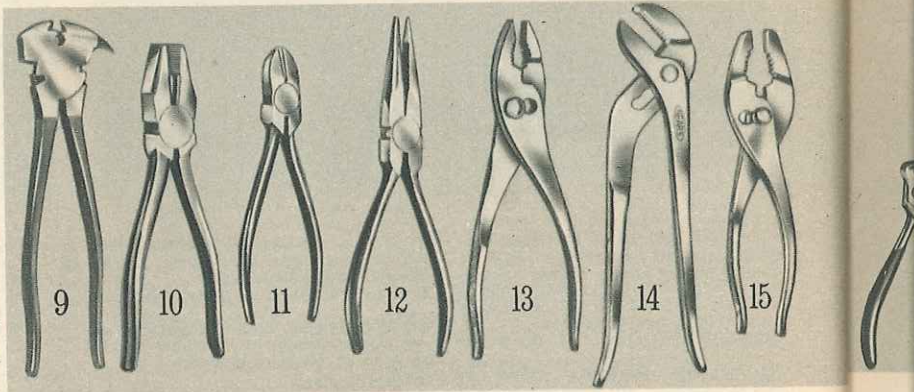
Small  
\$3.39

10-in.  
\$2.69

\$4.99

\$15.99

- 9 Truarc Convertible Retaining Ring Pliers. Use either to compress internal-type retaining rings or to expand external-type retaining rings... converts easily. Handles 9 types of retaining rings. Small. Used with 109 sizes. Shpg. wt. 5 oz. 9 M 45350..... \$3.39  
Large. Used with 95 sizes. Shpg. wt. 8 oz. 9 M 45351..... 3.69
- 10 Nail-cutting Nippers. Forged tempered steel. Polished head, hand-honed cutting edges. Ideal for concrete form builders, carpenters, etc. 14-inch size will cut a 16-penny nail. 10 inches long. Shpg. wt. 1 lb. 4 oz. 9 M 4524..... \$2.69  
14 inches long. Shpg. wt. 2 lbs. 8 oz. 9 M 4523..... 3.29
- 11 Wire and Cable Stripper. Fully automatic... just squeeze easy-grip handles together. Will not crush even fine strand wire. Strips 10 to 22-gauge wire. Interchangeable steel blades, precision ground for clean and accurate work. 9 M 4598—Wt. 14 oz. \$4.99
- 12 Bolt and Rod Cutter. Center cut. Tempered. Alloy steel jaws. Compound leverage. Cut 3/8-inch soft or 1/16-inch hard bolts and rods. Over-all length 24 inches. Jaw bolts and connecting bolts reverse to left-hand threads... prevents rotation. Adjustable handles. 9 M 6568C—Wt. 7 lbs. \$15.99



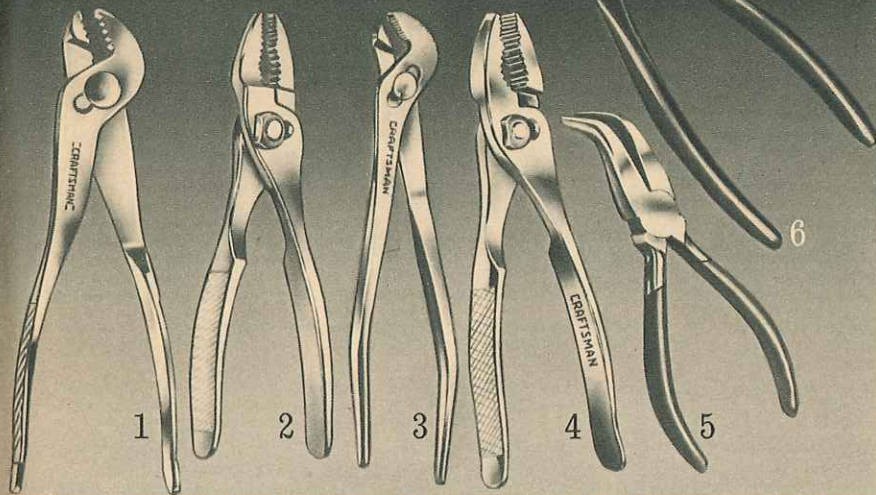
**CRAFTSMAN and Low-priced Pliers for special jobs**

- 9 CRAFTSMAN Fence Pliers. Drive, pull staples; stretch, cut, splice wire. Can be used as hammer. From W. Germany. 10 1/4 inches. 9 M 45225—Shpg. wt. 1 lb. 14 oz. \$2.99
- 10 Lineman's Cutting Pliers. Bevel nose. Honed side cutter. Polished head. 7 inches long. Made in England. 9 M 3079—Shpg. wt. 12 oz. \$1.99
- 11 Diagonal-cutting Pliers. Beveled, ground cutting edges. From England. 6 in. long. 9 M 3074—Shpg. wt. 7 oz. \$1.79  
Diagonal-cutting Pliers. (not shown). With honed cutters. Made in Japan. 6 inches long. 9 M 30813—Shpg. wt. 7 oz. \$1.09
- 12 Long-nose Pliers. Drop forged. Polished head. Side cutters hand-honed for close work. Made in England. 6 inches long. 9 M 3077—Shpg. wt. 7 oz. \$1.79  
Long-nose Pliers (not shown). Forged steel. Made in Japan. 6 inches long. 9 M 30803—Shpg. wt. 7 oz. \$1.09
- 13 Slip-joint Pliers. Made of drop forged, heat-treated high carbon steel. For general purpose use. Made in Japan to Sears exacting specifications. 6 inches long. 9 M 30701—Shipping weight 8 oz. \$0.69  
8 inches long. 9 M 30702—Shipping weight 11 oz. \$0.89
- 14 Utility Pliers. Thin jaws get into tight places. Long handle gives you extra leverage. 5 adjustments. Drop forged. Deep milled jaws provide non-slip grip. Highly polished surfaces. Made in Japan. 9 1/2 inches long. Shipping weight 15 ounces. 9 M 3072..... \$1.39
- 15 Thin-nose Pliers. Thin jaws. 2 adjustments. Drop forged, high carbon steel. Deep milled jaws. Knurled handles. Made in Japan. 6 inches long. 9 M 3071—Shipping weight 7 oz. \$0.79

## these 4 Big Features

3 Precision fitted joints open and close freely

4 Extra-large rivet, hardened and tempered



## when you buy CRAFTSMAN Pliers

REG. U.S. PAT. OFF.

**1 Battery Pliers.** 22° angle head. 2 adjustments. 0 to 1/2-inch capacity. Pipe-wrench-type teeth. 7 inches long.

**2 Thin-nose, Slip-joint Pliers.** Let you get into tight spaces. 2 adjustments. Drop-forged alloy steel, chrome plated . . . resist rust.

Have wire cutter. 5 3/4 in. long. Exceed Fed. Specs. GGG-P-471c, Type II, Class 2, Style B. 9 M 4537—Shipping weight 6 ounces. . . . \$1.39

**3 Ignition Pliers.** 40° angle jaws; 0 to 1/2-inch capacity. Thin jaws let you turn small nuts in tight spots. 3 adjustments. Jaws serrated . . . won't slip. Chrome plated . . . resist rust.

Exceed Federal Specifications GGG-P-471c, Type II, Class 1, Style B. 5 inches long. 9 M 4513—Shipping weight 4 ounces. . . . \$1.19

**4 Slip-joint Pliers.** 2 adjustments. Countersunk bolt head. Chrome plated; polished face, sides. Wire cutters. Exceed Fed. Specs. GGG-P-471c, Type II, Style A, Class 2.

9 M 45360—6 3/4 in. Wt. 8 oz. . . . \$1.39

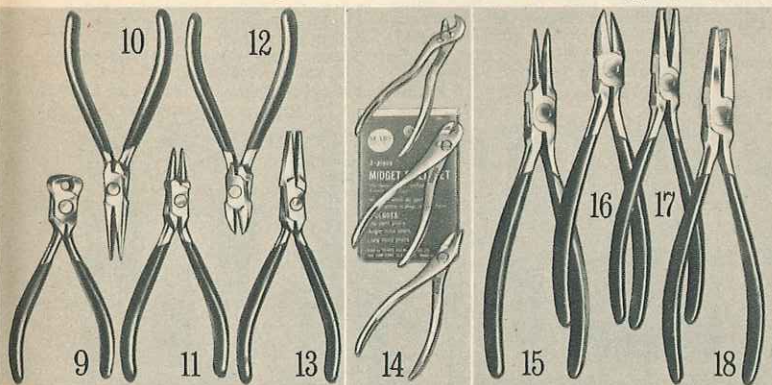
9 M 45361—8 in. Shpg. wt. 12 oz. 1.69

**5 Bent Needle-nose Pliers.** Ideal for work in cramped spaces. Exceed Federal Specifications GGG-P-471c, Type XII, Class 1. 5 1/2 inches long.

9 M 4468—Shpg. wt. 7 oz. . . . \$2.99

**6 End-cutting Nippers.** Use for heavy cutting and twisting. Exceed Fed. Specs. GGG-N-350a, Type 1, Class 2, Style A. 6 inches long.

9 M 4502—Shpg. wt. 10 oz. . . . \$3.19



## Midget and Electronic Pliers, Plier Set

CRAFTSMAN. Specially designed for bench and instrument work, small components . . . wherever delicate work is required. Over-all length 4 1/2 inches.

Forged from tough alloy steel. . . heat treated for added strength. Edges hand-honed for uniform cutting. Plastic-covered handles for firm, comfortable grip.

**9 End-cutting Pliers.** Shipping weight 5 ounces. 9 M 45913. . . . \$3.39

**10 Long-nose Pliers.** Shipping weight 4 ounces. 9 M 45923. . . . \$2.79

**11 Round-nose Pliers.** Shipping weight 4 ounces. 9 M 45953. . . . \$2.79

**12 Diagonal-cutting Pliers.** Shipping weight 4 ounces. 9 M 45903. . . . \$2.89

**13 Flat-nose Pliers.** Shipping weight 5 ounces. 9 M 45943. . . . \$2.79

**14 CRAFTSMAN 3-pc. Midget Plier Set.** Includes: slip-joint, angle-nose and long-nose pliers. Ideal for work on ignition systems, carburetors, other precision jobs.

Hardened steel. Milled jaws . . . handles are knurled. 4 3/4 inches long over-all. In convenient, protective plastic pouch.

Shipping weight 9 ounces. 9 M 4488. . . . Set \$1.79

**Electronic Pliers.** CRAFTSMAN "pro" quality. For work on terminal boards, tube chassis, switches, sockets, etc. Extra-long and slender heads to get at tight spots.

Cutting edges hand honed to cut flush. Polished, drop-forged steel. Handles are plastic covered for a firm, comfortable grip. 8 inches long over-all.

Shipping weight each 9 ounces.

Catalog No.	Type	Price each
(15) 9 M 4505	Needle-nose round. . .	\$2.89
(16) 9 M 4539	Thin-head diagonal. . .	3.29
(17) 9 M 4528	Transverse end. . . . .	3.29
(18) 9 M 4509	Duck-bill flat. . . . .	2.89



## 7 Tools in One!

Low as  
**\$1.99**

**CRAFTSMAN**  
REG. U.S. PAT. OFF.  
**Locking Plier-Wrench**

Actually gives you over 1-ton positive bulldog grip

Tested far beyond Federal Specifications GGG-P-471c, Type XIII, Class 1, Style A (straight jaw); and Class 2, Style A (curved jaw). Handy, fingertip release. Slight upward pressure on release lever unlocks the wrench's jaws.

Pliers, clamp, gripping tool, pipe or locking wrench, adjustable wrench, portable vise—all in ONE tool!

Has tremendous gripping power for removing broken or rusted studs, stubborn nuts, etc. Forged steel jaws get into tight places. Precision milled teeth. Spun-rivet assembly. Bright plated finish resists rust.

(7) Locking Plier-Wrench with straight jaws.

Catalog No.	Max. length	Jaw capacity	Shpg. wt.	Each
9 M 45340	7 1/2 inches	. . 1 1/4 inches. .	1 lb. 1 oz.	<b>\$1.99</b>
9 M 45341	10 inches	. . 1 1/2 inches. .	1 lb. 8 oz.	2.39

(8) With double-curved jaws. Made for round stocks.

Catalog No.	Max. length	Jaw capacity	Shpg. wt.	Each
9 M 45960	7 1/2 inches	. . 1 1/4 inches. .	1 lb. 1 oz.	<b>\$2.09</b>
9 M 45961	10 inches	. . 1 1/4 inches. .	1 lb. 8 oz.	2.49

## CRAFTSMAN Metal-cutting Snips, Shears

**19 Combination Snips.** Forged, high-carbon steel. Heat-treated for hardness. . . will give years of service.

10 inches long. 2 1/2-inch cut. 9 M 45470—Shpg. wt. 1 lb. 2 oz. . . . \$2.89

12 inches long. 3-inch cut. 9 M 45471—Shpg. wt. 1 lb. 12 oz. . . . 3.69

**Straight-cut Snips (not shown).** Not CRAFTSMAN.

10 inches long. 2 1/2-inch cut. 9 M 45430—Shpg. wt. 1 lb. 2 oz. . . . \$1.99

12 inches long. 3-inch cut. 9 M 45431—Shpg. wt. 1 lb. 8 oz. . . . 2.49

**20 Light-metal Shears.** For wire, tin, bronze steel sheets up to .025 in. thick. 1 1/2-in. cut. Drop-forged steel blades.

Plastic-coated handles. 6 1/2 in. long over-all. 9 M 4597—Shipping weight 7 oz. . . . \$2.19

**21 Compound-leverage Snips.** Alloy-steel blades, chrome-plated. Serrated edges. Plastic-covered grips. 1 3/8-inch cut. 10 inches long over-all.

Shipping weight 1 pound 2 ounces. 9 M 4273—Cuts right only. . . . \$4.29

9 M 4274—Cuts left only. . . . 4.29

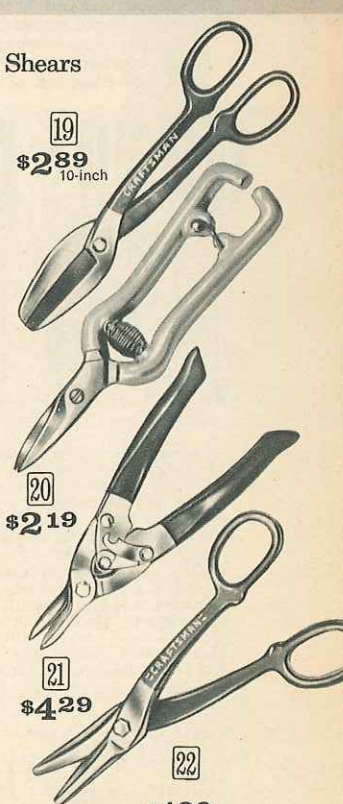
9 M 4275—Cuts straight. . . . 4.29

**Compound-leverage Snips (not illustrated).** Not CRAFTSMAN. Cuts right or left. Polished, serrated steel blades. 9 inches long.

9 M 4542—Shipping weight 14 oz. . . . \$1.49

**22 Duck-bill Snips.** Forged blades. For straight, 6 1/2 circular cuts. 9 M 45460 and 9 M 45462 meet Federal Specifications GGG-S-291d, Type II, Class 3.

Catalog Number	Cut (in.)	Lgh. (in.)	Shpg. wt.	Each
9 M 45460. . . . .	. . 1 3/4 . . . . .	. . 7 . . . . .	. . . . . 9 oz.	<b>\$1.99</b>
9 M 45461. . . . .	. . 2 1/2 . . . . .	. . 10 . . . . .	1 lb. 2 oz.	2.99
9 M 45462. . . . .	. . 3 . . . . .	. . 12 . . . . .	1 lb. 12 oz.	3.79

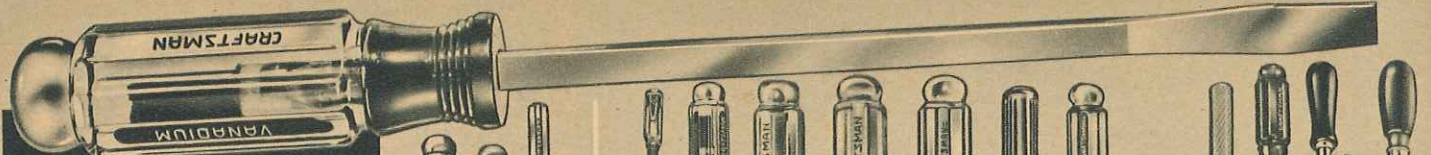


**19**  
\$2.89  
10-inch

**20**  
\$2.19

**21**  
\$4.29

**\$1.99**  
7-inch



# CRAFTSMAN

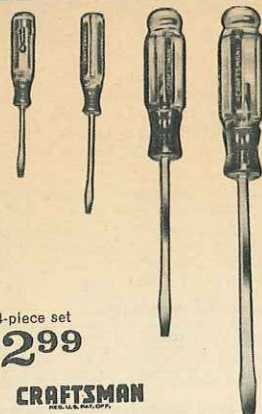
REG. U. S. PAT. OFF.

## Screwdrivers

proved 50% stronger than Federal Specifications require\*

- "Super-Tuff" chrome-vanadium steel shanks
- Shockproof plastic handles are almost indestructible... extra large diameter aids gripping for non-slip action
- Shanks anchored deep in handles to prevent loosening

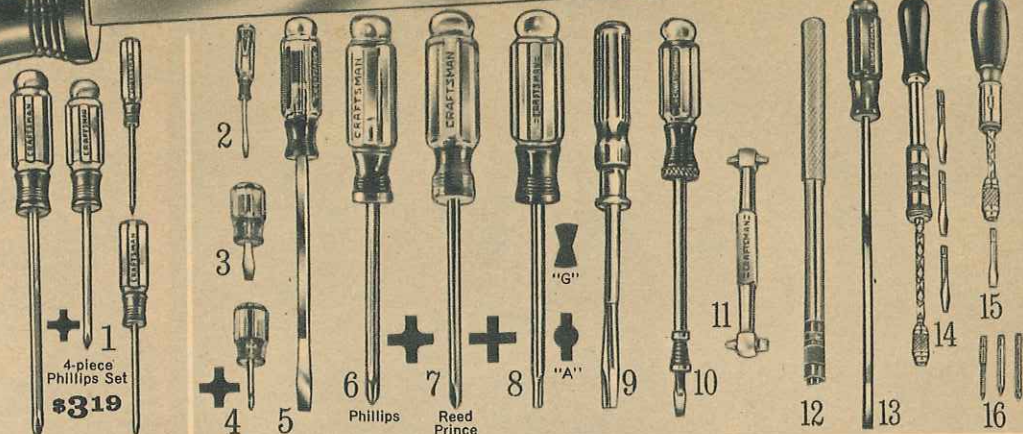
\* GGG-S-121d



4-piece set  
**\$2.99**

### CRAFTSMAN Screwdriver Set

Perfect "fix-it" set for your home or shop. You can be ready with the right size screwdriver for most regular small-head screws. Includes  $\frac{1}{4}$ x 6-inches,  $\frac{3}{16}$ x 4-inches,  $\frac{1}{8}$ x 4-inches, and pocket-size screwdriver. 9M4150—Shpg. wt. 13 oz. Set \$2.99



**1** 4-piece Phillips Set. Sizes: No. 0-2 $\frac{1}{2}$ , No. 1-3, No. 2-4 and No. 3-6-inch. 9M 4147—Shpg. wt. 15 oz. Set \$3.19

**2** Pocket Screwdriver.  $\frac{1}{8}$ x 2-in. blade. Standard bit. Pocket clip. 9M 4142—Shipping wt. 4 oz. 39c

**3** Stub Screwdriver.  $\frac{1}{2}$ x 1 $\frac{1}{4}$ -inch blade; standard bit. 3 $\frac{3}{4}$  in. long. 9M 4131—Shipping wt. 5 oz. 69c

**4** Phillips Stub Screwdriver. 1 $\frac{1}{4}$ -inch blade. No. 2 bit. Length, 3 $\frac{3}{4}$  inch. 9M 4118—Shipping wt. 4 oz. 99c

Heavy-duty. Blade sizes below

Catalog Number	Blade, inches	For screws	Shpg. wt.	Each
9M 41480	$\frac{1}{8}$ x 4	Ex. small	2 oz.	69c
9M 41481	$\frac{3}{16}$ x 4	Small...	4 oz.	99c
9M 41482	$\frac{3}{16}$ x 9	Small...	6 oz.	\$1.09
9M 41483	$\frac{1}{4}$ x 4	Medium	5 oz.	99c
9M 41484	$\frac{1}{4}$ x 6	Medium	6 oz.	\$1.09
9M 41485	$\frac{1}{4}$ x 12	Medium	10 oz.	1.29
9M 41486	$\frac{5}{16}$ x 1 $\frac{3}{4}$	Large...	7 oz.	1.09
9M 41487	$\frac{5}{16}$ x 8	Large...	9 oz.	1.39
9M 41488	$\frac{3}{8}$ x 12	Ex. large	1 lb.	1.99

**6** Phillips Screwdrivers. Alloy steel. Milled flutes.

Catalog Number	Size	For screws	Blade (in.)	Wt. oz.	Each
9M 41293	0	Ex. small	2 $\frac{1}{2}$	2	59c
9M 41294	1	Small...	3	4	79c
9M 41295	2	Medium	4	5	99c
9M 41296	2	Medium	8	6	\$1.19
9M 41297	3	Large...	6	6	1.29
9M 41298	4	Ex. large	8	10	1.49

**7** Reed Prince. For cross-recessed screws. 4x $\frac{1}{4}$ -inch diam. blade. 9M 4114—Shipping weight 5 oz. \$1.09

**8** Clutch-head Screwdrivers. Milled tips. Use with Type "A" screws.

Catalog Number	Shank (in.)	Bit (in.)	Shpg. wt.	Each
9M 41351	$\frac{3}{16}$ x 3	$\frac{5}{32}$	4 oz.	\$1.29
9M 41352	$\frac{1}{4}$ x 4	$\frac{1}{4}$	5 oz.	1.49
9M 41353	$\frac{5}{16}$ x 5	$\frac{5}{16}$	7 oz.	1.59

For type "G" (butterfly) screws

Catalog Number	Shank (in.)	Bit (in.)	Shpg. wt.	Each
9M 41131	$\frac{3}{16}$ x 3	$\frac{5}{32}$	4 oz.	\$1.29
9M 41132	$\frac{3}{16}$ x 3	$\frac{3}{16}$	4 oz.	1.29
9M 41133	$\frac{1}{4}$ x 4	$\frac{1}{4}$	5 oz.	1.49
9M 41134	$\frac{5}{16}$ x 5	$\frac{5}{16}$	7 oz.	1.59

**9** Quick Wedge Screw-holding Drivers. Not CRAFTSMAN. Tip adjusts wedges into slot. Easy thumb control.

9M 4134	$\frac{5}{32}$ -in. x 4 in.	Wt. 4 oz.	\$1.09
9M 4136	$\frac{3}{16}$ -in. x 4 in.	Wt. 6 oz.	1.49
9M 4128	$\frac{1}{8}$ x 3 in.	Wt. 5 oz.	1.29
9M 4137	$\frac{1}{4}$ x 6 in.	Wt. 7 oz.	1.69

**10** Screw-holding Drivers. Ferrule holds screw for one-hand operation.

Catalog No.	Blade size	Wt.	Each
9M 41122	$\frac{1}{8}$ x 2 $\frac{1}{2}$ in.	3 oz.	79c
9M 41123	$\frac{1}{8}$ x 4 in.	3 oz.	89c
9M 41124	$\frac{3}{16}$ x 5 in.	6 oz.	\$1.19
9M 41125	$\frac{3}{16}$ x 7 in.	6 oz.	1.29

**11** Offset Screwdriver. 4 blades at 4 different angles for tight places. 9M 4110—Shipping weight 6 oz. 99c

**12** Screw Starters. Start or remove all size screws in inaccessible places. Grip the screw inside screw slot with a 15-pound pull. Will release automatically as screw is tightened. Precision made; tool steel blade and bit; aluminum grip.

9M 41022—5 in. long. Wt. 2 oz. \$1.49  
9M 41023—9 in. long. Wt. 3 oz. \$1.59

**13** Electronics Screwdriver. Extra long and extra slim. Fits into narrow or recessed spaces. Blade fits all standard-type slotted screws.

Square shank of chrome-vanadium tool steel... chrome-plated to resist rust. Comfortable plastic handle.  $\frac{1}{8}$ x 8-in. blade, 10 $\frac{1}{2}$  in. long over-all.

Vinyl sleeve insulates shank... helps protect you from electrical shocks. 9M 4138—Shipping weight 4 oz. 89c

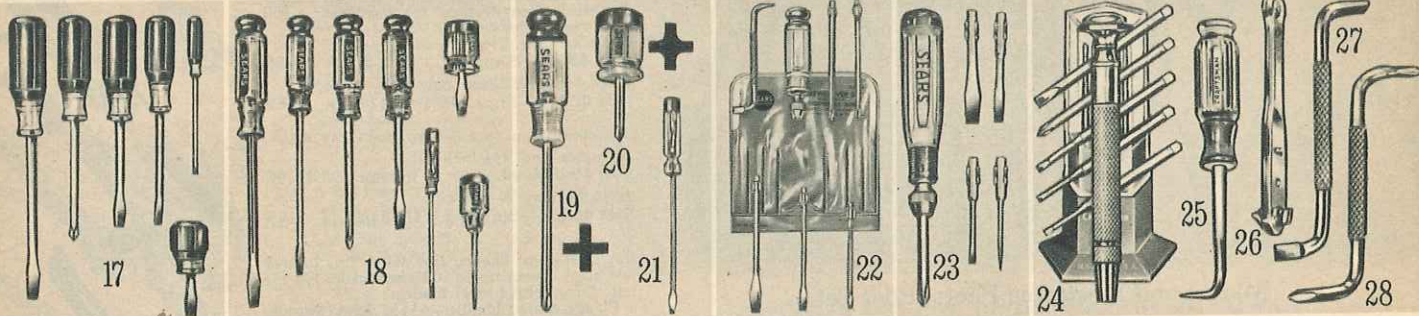
**14** Standard-size Automatic Return Screwdriver. 19 inches long over-all when extended. Locks when closed. 3 bits ( $\frac{3}{16}$ ,  $\frac{1}{4}$ ,  $\frac{9}{32}$ -in.). Turns right or left. Made in West Germany. 9M 3101—Shpg. wt. 1 lb. 13 oz. \$6.99

**3** Extra Screwdriver Bits.  $\frac{3}{16}$ ,  $\frac{1}{4}$ ,  $\frac{9}{32}$ -in. For 9M3101, former 9-4141. 9M 4198—Shipping wt. 6 oz. Set \$1.09

**15** Small-size Automatic Return Screwdriver. 10 inches long over-all when extended with bit.  $\frac{1}{4}$ -inch bit. Locks when closed. Turns right or left. Manufactured in West Germany. 9M 3100—Shipping wt. 12 oz. \$2.89

**Extra Screwdriver Bit Set.** 3 replacement bits;  $\frac{3}{16}$ -in.,  $\frac{1}{4}$ -in. and No. 2 Phillips type. For 9M3100; former numbers 9-3180 and 9-3461. 9M 4153—Shipping wt. 4 oz. Set \$1.29

**16** 3-piece Phillips Bit Set. Sizes 1, 2, 3. Fits 9M3101, former numbers. 9-3470 and 9-4141; Yankee 30A; 130A; Millers Falls 61A, 610A; Greenlee 448; 458 automatic screwdrivers. 9M 4115—Shipping wt. 6 oz. Set \$1.49



**17** 6-piece Set. Rubber grips. High-carbon-steel blades, fully ground. Includes:  $\frac{3}{16}$ x 4-in. cabinet;  $\frac{1}{4}$ x 1 $\frac{1}{2}$ -in. stub;  $\frac{1}{4}$ x 4-in. mechanic's;  $\frac{1}{16}$ x 6-in. heavy duty;  $\frac{1}{8}$ x 3 $\frac{3}{4}$ -in. electrician's; and No. 2 recessed. 9M 4146—Shpg. wt. 1 lb. 8 oz. Set \$2.99

**18** 7-piece Set. High-carbon-steel blades, fully ground. Plastic handles. 4 $\frac{1}{2}$ -in. scratch awl. 5 screwdrivers ( $\frac{1}{8}$ x 3 $\frac{3}{8}$  in.,  $\frac{3}{16}$ x 6 in.,  $\frac{1}{4}$ x 4 in.,  $\frac{5}{16}$ x 6 in., stub 1 $\frac{1}{2}$ -in. blade). No. 2 Phillips type. 9M 4127—Shpg. wt. 1 lb. 6 oz. Set \$2.99

Cat. No.	Blade in.	Type	Wt. oz.	Each
9M41491	$\frac{1}{4}$ x 4	Stand-ard	.4	.49c
9M41492	$\frac{1}{4}$ x 6		.5	.59c
9M41493	$\frac{3}{16}$ x 6		.6	.79c
9M41494	$\frac{3}{16}$ x 8		.8	.99c
9M41512	$\frac{3}{16}$ x 4	Cabinet	.3	.39c
9M41513	$\frac{1}{4}$ x 6		.4	.49c
9M4152	$\frac{1}{4}$ x 1 $\frac{1}{2}$	Stub	.3	.49c
9M4154	$\frac{1}{8}$ x 3 $\frac{3}{8}$	Pocket	.2	.29c

**19** Phillips-type Screwdrivers. Blades are fully ground for longer life... made of tough high-carbon steel. Plastic handles are shockproof. Red dome knob. No. 1, 3 $\frac{1}{2}$ -inch blade, 6 in. over-all. 9M 41661—Shipping weight 3 oz. 59c  
No. 2, 4-inch blade, 7 $\frac{1}{4}$  in. over-all. 9M 41662—Shipping weight 4 oz. 69c  
No. 3, 6-inch blade, 10 in. over-all. 9M 41663—Shipping weight 10 oz. 79c

**20** Phillips-type Stubby Screwdriver. Size No. 2. Lets you get to hard-to-reach Phillips screws. Plastic handle. 1 $\frac{1}{2}$ -inch blade is high-carbon steel, fully ground, 3 $\frac{3}{4}$  inches long over-all. 9M 4167—Shipping weight 3 oz. 59c

**21** Pocket-size Screwdriver. Fits most small-size, standard screws... gets into tight places. 2-inch fully-ground blade of high carbon steel. Amber plastic handle. Pocket clip. 9M 4122—Shipping weight 2 oz. 19c

**22** 6-piece Screwdriver Set. Interchangeable plastic handle. Five high-carbon steel blades, fully ground. Offset screwdriver has two slot-type bits.

With standard bits  $\frac{1}{8}$ x 2 $\frac{1}{2}$  inches,  $\frac{3}{16}$ x 4 inches,  $\frac{1}{4}$ x 4 $\frac{1}{2}$  inches; Phillips bits No. 1 and No. 2. Comes in convenient plastic pouch. 9M 4181—Shipping weight 10 oz. Set \$1.59

**23** 5-in-1 Screwdriver Set. Clear plastic handle stores blades. Aluminum chuck, zinc plated. 5 fully ground blades of high carbon steel:  $\frac{1}{8}$ -inch midjet,  $\frac{3}{16}$ -inch cabinet,  $\frac{1}{4}$ -inch mechanic's, No. 2 Phillips type, gimlet screw starter. 9M 4108—Shipping weight 9 oz. Set 99c

**24** CRAFTSMAN 6-piece Precision Screwdriver Set. Nickel-plated knurled body, swivel head. Removable blade held by threaded chuck. 3x $\frac{1}{4}$ -inch body. 5 blades: No. 0-100; No. 2-070; No. 3-055; No. 4-040; Phillips blade. 3 $\frac{3}{4}$  inches over-all. Plastic stand. 9M 4107—Shipping weight 4 oz. Set \$1.49

**25** CRAFTSMAN Cotter-key Extractor. Cork-screw action. Steel hook; plastic handle. 7 inches long. 9M 4319—Shipping weight 8 oz. 99c

**26** CRAFTSMAN Ratchet Offset Screwdrivers. Steel body, nickel plated. Alloy-steel blades. Right or left ratchet. Tightens or loosens small screws easily. Reverses instantly forward or back.

For  $\frac{1}{4}$  and  $\frac{3}{16}$ -inch slotted screws. 9M 4117—Shipping weight 3 oz. 99c  
For No. 1 and No. 2 Phillips screws. 9M 4119—Shipping weight 3 oz. \$1.09  
For No. 2 Phillips,  $\frac{1}{4}$ -in. slotted screws. 9M 4116—Shipping weight 3 oz. \$1.09

**27** Offset Screwdriver. High-carbon-steel blade, fully ground. 2 bits. 9M 4120—Shipping weight 4 oz. 25c

**28** Phillips-style Offset Screwdriver. Tempered steel with No. 1 bit on one end and No. 2 bit on the other. 9M 4126—Shipping weight 2 oz. 29c

CRAFTSMAN

CRAFTSMAN  
REG. U. S. PAT. OFF.

## Punches and Chisels give you 6 big features . .

Forged from chrome-vanadium-alloy steel

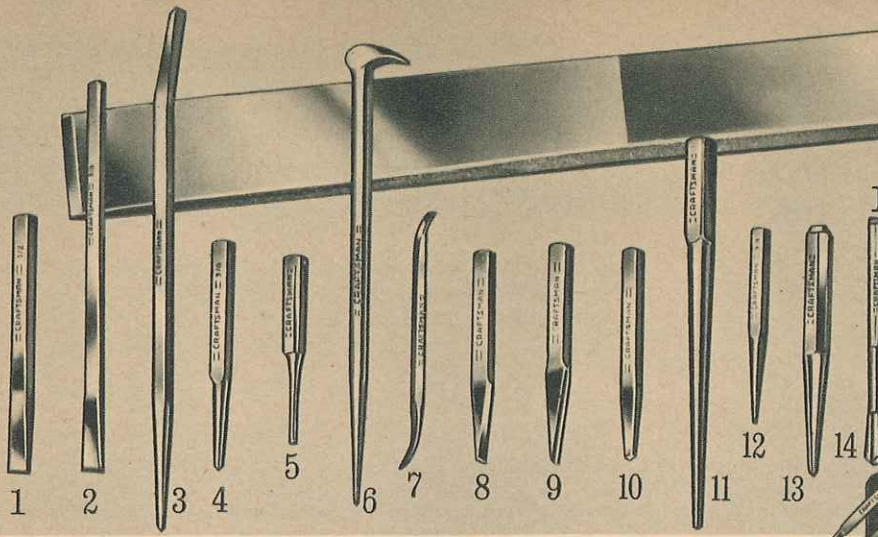
Head end chamfered to reduce chipping

Austempered to hold sharp edges longer

Chrome plated to fight off rust

Head designed to take solid drive

Square stock gives firm, easy gripping



### Individual CRAFTSMAN Punches and Chisels

**1 Standard-length Cold Chisels.** For cutting bolts and rivets.

Cat. No.	Edge	Stock	Length	Shpg. wt.	Ea.
9 M 42971	1/4 in.	1/4 in.	4 3/8 in.	4 oz.	59c
9 M 42972	3/8 in.	3/8 in.	4 1/2 in.	4 oz.	69c
9 M 42973	1/2 in.	1/2 in.	6 in.	5 oz.	79c
9 M 42974	5/8 in.	5/8 in.	6 1/2 in.	7 oz.	89c
9 M 42975	3/4 in.	3/4 in.	14 oz.	99c	
9 M 42976	7/8 in.	7/8 in.	1 lb.	\$1.29	

**2 Extra-long Cold Chisels.**

9 M 42991	3/8x12 in.	Wt. 1 lb.	\$1.09
9 M 42992	3/8x18 in.	Wt. 1 lb. 4 oz.	1.29
9 M 42993	3/8x12 in.	Wt. 1 lb. 4 oz.	1.29

**3 Pry Bar.** 16 in. long. 1/2-in. stock.

9 M 4283—Shpg. wt. 1 lb. 2 oz. . . . . \$1.39

**4 Center Punches.**

9 M 42861	3/8x4 1/2 in.	Wt. 3 oz.	59c
9 M 42862	1/2x6 in.	Shpg. wt. 6 oz.	69c

**5 Pin Punches.**

Cat. No.	Point size	Length	Shpg. wt.	Ea.
9 M 42881	1/16 in.	4 1/4 in.	3 oz.	59c
9 M 42882	3/32 in.	4 1/4 in.	3 oz.	59c
9 M 42883	1/8 in.	4 1/2 in.	3 oz.	59c
9 M 42884	3/16 in.	4 7/8 in.	4 oz.	59c
9 M 42885	1/4 in.	5 1/2 in.	5 oz.	69c
9 M 42886	5/16 in.	5 3/4 in.	6 oz.	69c

**6 Rolling Wedge Bar.** 1 rolling, 1 pointed end. 16 in. long. 9/16-in. stock.

9 M 42892—Shipping weight 1 lb. 7 oz. . . . . \$2.29

**7 Cotter Pin Puller.** Hammer-forged, chrome plated. 7 1/2 inches long.

9 M 4324—Shipping weight 5 oz. . . . . 59c

**8 Cape Chisel.** Cuts keyways. 1/4x4 1/2 in.

9 M 4312—Shipping weight 4 oz. . . . . 69c

**9 Round-nose Cape Chisel.** 4 1/2 in. long. Cuts 1/2-circle grooves. 5/16-in. edge.

9 M 4316—Shipping weight 5 oz. . . . . 69c

**10 Diamond-point Chisel.** Cuts V-grooves. 4 1/2 in. long. 3/8-in. stock.

9 M 4320—Shipping weight 5 oz. . . . . 69c

**11 Line-up Punches.** Tempered and hardened at ends to take heavy pounding.

Cat. No.	Size	Shpg. wt.	Ea.
9 M 42901	3/32x3/8x7	6 oz.	79c
9 M 42902	3/16x1/2x9	7 oz.	89c
9 M 42903	1/8x3/8x12	15 oz.	\$1.19
9 M 42904	3/8x3/8x9 1/2	9 oz.	1.09

**12 Prick Punches.**


9 M 42841	3/8x4 1/2 in.	Wt. 3 oz.	59c
9 M 42842	1/2x6 in.	Shpg. wt. 6 oz.	69c

**13 Solid Machine Punches.**

Cat. No.	Point, in.	Stock, in.	Wt. oz.	Ea.
9 M 43141	3/32	3/8x4 1/2	5	59c
9 M 43142	1/32	1/2x6	9	69c
9 M 43143	3/32	3/8x7	12	79c

**14 Star Drills.** Chrome-vanadium-alloy steel, chrome plated. 12 inches long.

Cat. No.	Bit (in.)	Shpg. wt.	Ea.
9 M 43051	1/4	3 oz.	59c
9 M 43052	3/8	5 oz.	79c
9 M 43053	1/2	6 oz.	79c
9 M 43054	3/4	8 oz.	89c
9 M 43055	7/8	13 oz.	99c
9 M 43056	1	1 lb. 2 oz.	\$1.19



**15 CRAFTSMAN 12-piece Punch and Chisel Set.**

Handles all needs of master mechanic. Includes 1/4-in. cape chisel, 5/16-in. round nose cape chisel, 3/8-in. diamond-point chisel, 3 cold chisels (3/4, 1/2, 5/8-in.), 3/8-in. center punch, 3/8-in. solid punch, 3/8x7-in. drift punch, 3 pin punches (3/32, 1/8, 5/32-in.). In divided plastic pouch.

9 M 4303—Shipping weight 1 lb. 14 oz. . . . . Set \$5.99

**16 CRAFTSMAN 3-pc. Cold Chisel Set.** Three most-used sizes: 1/4, 3/8, 1/2-in. Plastic pouch.

9 M 4309—Shipping weight 8 ounces. . . . . Set \$1.59

**17 CRAFTSMAN 4-piece Pin Punch Set.** 1/8, 5/32, 3/16, 1/4-in. pin punches. Plastic pouch.

9 M 4311—Shipping weight 13 ounces. . . . . Set \$2.09

**18 CRAFTSMAN 5-piece Punch Set.** Has 4 most-used pin punches (1/16, 5/64, 3/32, 1/8-in.) and one 3/32-in. drift punch. Divided plastic pouch.

9 M 4285—Shipping weight 12 ounces. . . . . Set \$2.19

**19 CRAFTSMAN 5-piece Punch and Chisel Set.** With 5 most-used sizes: 1/8, 3/8-in. cold chisels, 3/8-in. center punch, 5/32-in. pin punch, 7/32-in. solid punch. In divided plastic pouch.

9 M 4302—Shipping weight 1 lb. 6 oz. . . . . Set \$2.69

**20 Low-priced Punch and Chisel Set.** 5 pieces. Not CRAFTSMAN. Does not have highly polished finish. Hardened alloy steel. 3/8-inch center punch, 3/32 and 7/32-in. solid punches, 1/16, 3/8-inch cold chisels. Plastic pouch.

9 M 4301—Shipping weight 1 lb. 2 oz. . . . . Set \$1.49

### CRAFTSMAN Holders help keep tools and nails handy

**21 Carpenter's leather Apron.** 4 nail pockets, 2 tool pockets. 2 slots, 2 side loops. Web belt.

9 M 45147—Shpg. wt. 2 lbs. . . . . \$10.99

**22 Mechanic's 6-tool leather Holder.** Hammer loop, 4 tool loops. "T" tape chain, 1/2-in. harness snap. 2 1/4x9 in. long.

9 M 4549—Shpg. wt. 8 oz. . . . . \$1.29

**23 Split cowhide all-purpose Nail Bag.** Hammer loop. 10 1/2x8 1/2-in. flared pocket, leather bound. Capped rivets. Tunnel belt loop.

9 M 45145—Shpg. wt. 1 lb. . . . . \$3.29

**24 5-pocket cowhide Tool Pouch.** 3 screwdriver slots. Big side loop, "T" tape chain. Small-tool harness snap. 8x10 in. Tan color.

9 M 4580—Wt. 1 lb. 6 oz. . . . . \$5.99

**25 5-pocket leather Nail Bag.** Hammer loop. 10-in. inner, 6-in. outer pockets. 2 tool slots, tunnel belt loop. 9x12 inches.

9 M 45146—Shpg. wt. 15 oz. . . . . \$4.59

**26 9 1/2x9-in. 5-pocket Holder.** 5x5 1/2-in. center, 2 open-end, 2 front pockets. "T" tape holder. Small-tool harness snap. Belt slots. Made of strong cowhide.

9 M 45445—Shpg. wt. 13 oz. . . . . \$3.99

**27 CRAFTSMAN cowhide Holster.** Designed to hold single tools. Holds pliers, side cutters up to 9 in. long. Belt slots. 2 1/2x8 1/2 in.

9 M 4587—Shpg. wt. 5 oz. . . . . \$1.39

**28 6-pocket electrician's cowhide Pouch.** 4 pouched front pockets, 2 inside pockets. Hammer loop. "T" tape chain. Capped rivets.

9 M 45805—Shpg. wt. 15 oz. . . . . \$3.99

**29 3-pocket cowhide Tool Holder.** 2 small pockets, 1 large. Fiber reinforced. 6x5 1/4x1 1/2 inches.

9 M 4540—Shpg. wt. 9 oz. . . . . \$2.79

**30 Single-tool leather Pocket.** Riveted corners. 6x4x3/4-in. pocket; 7 1/2-inch back. Belt slots.

9 M 4514—Shpg. wt. 6 oz. . . . . \$1.19

**31 Cowhide Hammer Holder.** Large loop and belt slots. 6x3 1/2 in.

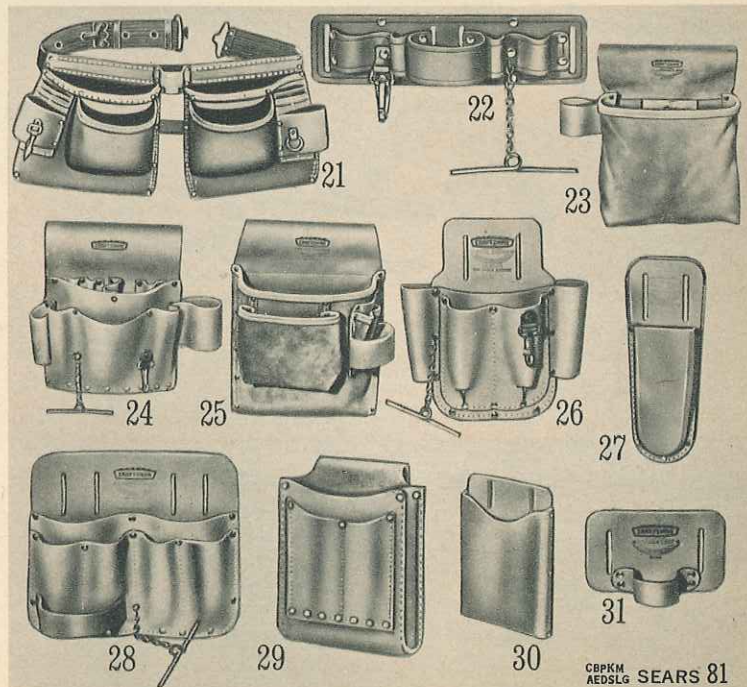
9 M 4584—Shpg. wt. 4 oz. . . . . 49c

**Tool-holder cowhide Belt.** Roller buckle; capped rivets. Leather loop. Fits 30-46-in. waists. (Not shown.)

9 M 45853—Shpg. wt. 8 oz. . . . . \$1.99

**Heavy-duty cotton Web Belt** (not shown). Pistol-belt type hardware. For (23), (24), (25), (29). Capped rivets. Fits 29 to 46-in. waists.

9 M 45893—Shpg. wt. 11 oz. . . . . \$2.19



# All CRAFTSMAN Taps and Dies are Kromedged-treated to stay sharp up to 5 times longer than ordinary cutters

Made of tempered alloy steel to exact tolerances of Metal Cutting Institute. Plated by special process with extra-hard chrome. Won't rust . . . require less cleaning. Cut smoother threads with less effort

40-piece Set **\$2899**

28-piece Set **\$2199**

**1** 40-piece Set. 17 cuts. 17 taps, 16 adjustable 1-in. round dies, 1 solid pipe die. See table below for sizes and types of threads for both taps and dies. With adjustable-guide die stock, tap-reamer wrench, tap wrench, screw pitch gauge, screwdriver. In sectioned plastic case. Shipping weight 4 lbs. 9 oz. 9 M 52091 . . . . . Set \$28.99

**2** 28-piece Set. 11 cuts. 10 taps. 10 adjustable round dies. 1 pipe tap. 1 solid pipe die. See sizes and types of threads below. Set includes one 1-inch adjustable-guide die stock, No. 4 tap wrench, tap-reamer wrench, thread gauge, screwdriver. Plastic case. Shipping weight 4 lbs. 6 oz. 9 M 5213 . . . . . Set \$21.99

**59-piece Auto Mechanic's Set.** (Not shown.) 23 cuts. 23 taps, 23 round dies (13 adjustable 1-in.; 8 adjustable 1½-in.; 2 solid pipe dies). Thread sizes, types in table below. 5 screw extractors (sizes 1-5); 2 tap-reamer wrenches (Nos. 4, 6); 1 tap wrench (for Nos. 4-12 machine taps); 2 adjustable-guide die stocks (1, 1½-in.); screwdriver, thread gauge, wood case. Shpg. wt. 14 lbs. 99 M 5211C . . . . . Set \$58.99

**13-piece Set.** (Not shown.) 5 cuts. 5 taps. 5 adjustable round dies. See table below for sizes and types of threads for both taps and dies in this set. Set includes one 1-inch adjustable guide stock, No. 4 tap wrench. An economical set with most popular taps and dies for home, workshop, farm. Save yourself a great deal of time by repairing threads right on the job. Comes in sectioned plastic case. Shipping weight 2 pounds 5 oz. 9 M 5205 . . . . . Set \$9.99

Catalog No.	9 M 52091	99 M 5211 C	9 M 5213	9 M 5205
Cuts	¼-20 ⅝-18	¼-20 ⅝-18	¼-20 ⅝-18	¼-20 ⅝-18
National Coarse (USS) threads	⅜-16 7/16-14 ½-13	⅜-16 7/16-14 ½-13	⅜-16 7/16-14 ½-13	⅜-16
Cuts National Fine (SAE) threads	¼-28 ⅝-24 ⅞-24 7/16-20 ½-20	¼-28 ⅝-24 ⅞-24 7/16-20 ½-20 ⅝-18 ¾-16	¼-28 ⅝-24 ⅞-24 7/16-20 ½-20	
Cuts Machine Screw Threads	4-40 6-32 8-32 10-32 10-24 12-24	6-32 8-32 10-32 10-24 12-24		8-32 10-24
Pipe Thread	⅝-inch	⅝, ¾-inch	⅝-inch	

## New 23-piece Tap and Die Set

**3** Ideal for auto mechanics, machinists, farm equipment repairmen. Buy this set now . . . add set 9M52091 or 9M5201 later for a complete 4-40 to ¾-in. set. Includes 9 taps, 9 dies (⅜, ⅝, ⅞, ¾-inch both National Coarse and National Fine, plus ¼-inch pipe). All dies 1½-in. diam. Adjustable guide die stock, tap reamer wrench, screw-pitch gauge, screwdriver. Case. 9 M 5207—Shipping weight 8 pounds. . . . . Set \$34.99

## CRAFTSMAN Hex Dies fit wrenches, sockets

REG. U.S. PAT. OFF.

Repair or cut threads without die holder . . . perfect for close, hard-to-reach jobs

40 piece Hex Set **\$2899**

28-piece Hex Set **\$2199**

**4** 40-piece Set. Use with 1-inch sockets, open-end or adjustable-end wrenches. 17 taps. 17 dies. All dies are 1-inch hexagon. One solid pipe die. See table below for sizes, types of threads for taps and dies.

Die stock, tap and reamer wrench, "T" tap wrench that can be used with ⅝-in. socket driver, screw-pitch gauge, screwdriver. Sectioned plastic case. 9 M 5201—Wt. 4 lbs. 8 oz. Set \$28.99

**5** 28-piece Set. 11 taps. 11 dies. 1 solid pipe tap-and-die. Adjustable guide die stock, tap and reamer wrench, "T" handle tap wrench, screw-pitch gauge, screwdriver. All dies are 1-inch hexagon. See table below for sizes and types of threads for taps and dies. Case. 9M5200—Wt. 3 lbs. 12 oz. Set \$21.99

**15-piece Hex Die Set.** (Not shown.) Eleven cuts. Dies are 1-inch hexagon. Includes die stock, screw pitch gauge, screwdriver. One solid pipe die. See table below for sizes, types of threads for taps and dies. Sectioned plastic case. 9 M 5203—Wt. 2 lbs. 3 oz. Set \$11.99

**14-piece Tap Set.** (Not shown.) Eleven cuts. 1 solid pipe tap. With tap wrench, "T" handle wrench. Ideal for home workshop or auto mechanic. See table below for sizes and types of threads for all taps in this set. Complete in sectioned plastic case. 9M5204—Wt. 2 lbs. 15 oz. Set \$10.99

Catalog No.	9 M 5201	9 M 5203	9 M 5200	9 M 5204
Cuts	¼-20 ⅝-18	¼-20 ⅝-18	¼-20 ⅝-18	¼-20 ⅝-18
National Coarse (USS) threads	⅜-16 7/16-14 ½-13	⅜-16 7/16-14 ½-13	⅜-16 7/16-14 ½-13	⅜-16 7/16-14 ½-13
Cuts National Fine (SAE) threads	¼-28 ⅝-24 ⅞-24 7/16-20 ½-20	¼-28 ⅝-24 ⅞-24 7/16-20 ½-20	¼-28 ⅝-24 ⅞-24 7/16-20 ½-20	¼-28 ⅝-24 ⅞-24 7/16-20 ½-20
Cuts Machine Screw Threads	4-40 6-32 8-32 10-32 10-24 12-24			
Pipe Thread	⅝-inch	⅝-inch	⅝-inch	⅝-inch



6-piece Die Set  
\$5.19

7-pc. Tap Set  
\$4.99

**CRAFTSMAN Tap and Die Sets**

6-piece Die Set. Same quality as dies on facing page. 5 adjustable 1-inch diameter round dies, die stock. National Coarse (USS) thread sizes: 1/4-20; 5/16-18; 3/8-16; 1/2-14; 5/8-13. All dies in this set store conveniently in handle.

Shpg. wt. 1 lb. 5 oz.  
9 M 5236...Set \$5.19

6-piece Tap Set. Same exceptional quality as taps in sets on facing page. Five taps.

Includes No. 4 tap wrench. National Coarse (USS) thread sizes: 1/4-20; 5/16-18; 3/8-16; 1/2-14; 5/8-13. All taps store in handle. (Not shown.)


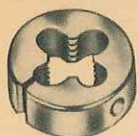
Shpg. wt. 1 lb. 6 oz.  
9 M 5234...Set \$5.39

7-piece Tap Set. Same exceptional quality as tap sets on facing page.

Six taps. No. 00 tap wrench. Machine screw thread sizes: 4-40; 6-32; 8-32; 10-32; 10-24; 12-24.

All taps in this set store conveniently in handle.

Shipping wt. 9 oz.  
9 M 52351...Set \$4.99

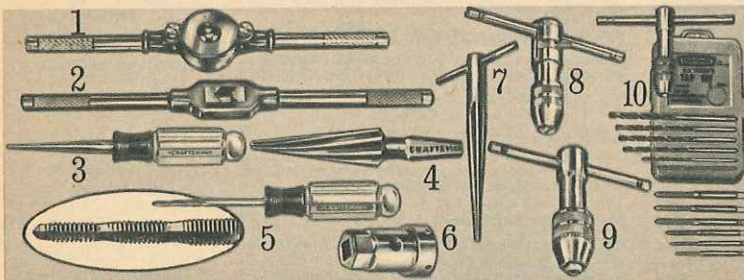


**CRAFTSMAN Individual Taps and Dies**

These individual taps and dies have the same superb quality as those in the sets described at top of this page and on facing page.

Adjustable Round Dies					Taps					Hex Dies				
Size of item	Catalog Number	Diam-eter	Shpg. wt.	Price	Catalog Number	Shpg. wt.	Price	Catalog Number	Shpg. wt.	Price	Catalog Number	Shpg. wt.	Price	
<b>National Coarse (USS) threads</b>														
1/4-20	9M5226	1 in.	3 oz.	99c	9M5222	2 oz.	49c	9M5227	3 oz.	99c				
5/16-18	9M52260	1 in.	3 oz.	99c	9M52220	2 oz.	59c	9M52270	3 oz.	99c				
3/8-16	9M52261	1 in.	3 oz.	99c	9M52221	3 oz.	69c	9M52271	3 oz.	99c				
7/16-14	9M52262	1 in.	3 oz.	99c	9M52223	3 oz.	79c	9M52272	3 oz.	99c				
1/2-13	9M52263	1 in.	3 oz.	99c	9M52224	3 oz.	89c	9M52273	3 oz.	99c				
5/8-13	9M52264	1 1/2 in.	4 oz.	\$1.99										
3/4-12	9M52265	1 1/2 in.	4 oz.	1.99	9M52225	4 oz.	\$1.29							
7/8-11	9M52267	1 1/2 in.	4 oz.	1.99	9M52226	5 oz.	1.59							
1-10	9M52268	1 1/2 in.	4 oz.	1.99	9M52227	7 oz.	2.09							
<b>National Fine (SAE) threads</b>														
1/4-28	9M5225	1 in.	3 oz.	99c	9M5221	2 oz.	49c	9M5228	3 oz.	99c				
5/16-24	9M52250	1 in.	3 oz.	99c	9M52210	2 oz.	59c	9M52280	3 oz.	99c				
3/8-24	9M52251	1 in.	3 oz.	99c	9M52212	3 oz.	69c	9M52282	3 oz.	99c				
7/16-20	9M52252	1 in.	3 oz.	99c	9M52213	3 oz.	79c	9M52283	3 oz.	99c				
1/2-20	9M52253	1 in.	3 oz.	99c	9M52214	3 oz.	89c	9M52283	3 oz.	99c				
5/8-18	9M52256	1 1/2 in.	4 oz.	1.99	9M52215	4 oz.	\$1.29							
3/4-18	9M52257	1 1/2 in.	4 oz.	1.99	9M52216	5 oz.	1.59							
1-16	9M52258	1 1/2 in.	4 oz.	1.99	9M52217	7 oz.	2.09							
<b>Machine Screw Taps and Dies—all NC. (10-32 is NF.)</b>														
4-40	9M52232	1 in.	3 oz.	99c	9M52192	2 oz.	39c	9M5229	3 oz.	99c				
6-32	9M52235	1 in.	3 oz.	99c	9M52194	2 oz.	39c	9M52290	3 oz.	99c				
8-32	9M52237	1 in.	3 oz.	99c	9M52196	2 oz.	39c	9M52291	3 oz.	99c				
10-24	9M52239	1 in.	3 oz.	99c	9M52198	2 oz.	49c	9M52292	3 oz.	99c				
10-32	9M5224	1 in.	3 oz.	99c	9M5220	2 oz.	49c	9M52293	3 oz.	99c				
12-24	9M52240	1 in.	3 oz.	99c	9M52201	2 oz.	49c	9M52294	3 oz.	99c				

9 M 5230—1/8-inch solid Pipe Die. NPT thread. Shpg. wt. 3 oz. .... \$2.99



**CRAFTSMAN Tap and Die Accessories**

- Adj. Guide Die Stocks. For round dies. 9 M 52180—For 1-in. Wt. 14 oz. \$2.19  
9M52181—For 1 1/2-in. Wt. 1 lb. 14 oz. 3.79
- Tap-and-Reamer Wrenches. Steel jaws. No. 4 Wrench. Takes 4-36 to 1/2-in. taps. 9 M 5214—Shpg. wt. 10 oz. .... \$2.19  
No. 6 Wrench. Takes 1/4 to 3/4-inch taps. 9 M 52140—Shpg. wt. 1 lb. 10 oz. .... \$3.79
- Hand Reamer. Reams 1/2 to 3/8-in. diam. 9 M 5492—Shpg. wt. 5 oz. .... \$1.49
- Taper Reamer. Fit standard bit brace. Reams 1/2 to 1/2-in. holes. 5/8 in. long. 9 M 6728—Shpg. wt. 1 lb. 10 oz. .... \$1.69  
Reams 1/4 to 1/8-in. holes. 4 1/2 in. long. 9 M 6729—Shpg. wt. 5 oz. .... \$1.99
- CRAFTSMAN Poly Tap. 3 Kromedge tap sizes on shank (6-32, 8-32, 10-24). 9 M 5231—Shpg. wt. 5 oz. .... \$1.79
- New Die Holder. Fits 1/2-in. socket drive. For 1-in. OD round dies. 9 M 5237—Shpg. wt. 10 oz. .... \$1.29
- Taper-Reamer. Heat-treated steel. For reaming 1/8 to 1/2-inch holes. 5 1/4 inches long. 9 M 5479—Shpg. wt. 5 oz. .... \$1.59
- Adjustable Ratchet Tap Wrench. Hardened; centerless ground; fully polished. Self-equalizing jaws. Deep-seating teeth. Up to 5/16-inch capacity. 9 M 4065—Shpg. wt. 12 oz. .... \$4.19
- Tap Wrenches. For 1/16 to 1/4-in. taps and machine screw taps to size 14. 9 M 4066—Shpg. wt. 9 oz. .... \$1.39  
For 1/4 to 1/2-inch taps. 9 M 4067—Shpg. wt. 15 oz. .... 2.19
- Electrician's Tap and Drill Set. Six Kromedge machine taps (4-40, 6-32, 8-32, 10-32, 10-24, 1/4-20), plus exact high speed drills for each; polished flutes (sizes: 43, 36, 29, 25, 21, 7). "T" handle tap wrench. Plastic case. 9 M 5208—Shpg. wt. 10 oz. .... Set \$5.49

*No Money Down on anything Sears sells*

SEE PAGE 98

**Portable Pow'r Pull**

*It's a hoist, a winch, a puller. . . and it lifts up to 4000 pounds*

One-ton capacity \$2399

Hoist engines . . . tighten cables and fencing . . . pull stumps . . . move heavy machinery

Simple to operate. No ropes to kink or tangle. 3/16-inch diameter aircraft-type cable break-strength tested to 4200 pounds. No clutch to slip. Automatic let-down safety catch won't release accidentally.

Aircraft-type swaged cable terminal lets clevis swivel. Drop-forged steel hooks; aircraft-quality aluminum alloy ratchet wheel. Cold rolled steel frame and lever. Steel parts cadmium plated. *Portable*—1-ton capacity model weighs only 6 1/4 lbs.; 2-ton model, only 8 lbs.



Catalog No.	Capacity	Max. lift	Leverage ratio	Wt.	Price
99 M 7880C	1 ton	12 feet	...15 to 1...	7 lbs.	\$23.99
99 M 7881C	2 tons	6 feet	...30 to 1...	9 lbs.	\$33.99

Gripper for above (not shown). Grips barbed, other wire . . . protects your hands.

9 M 7882—Shipping weight 1 lb. 2 oz. .... \$2.99

Motor Sling only. For above. (Not shown.)

9 M 7884—Shipping weight 2 lbs. 2 oz. .... 7.59



**Differential Chain Hoist**

Works 25% easier because it has Torrington needle bearings in lower sheave

1/2-ton capacity \$3399

11 Works 25% easier than differential hoists with plain bearings! Load-tested to 150% of rated capacity. Non-slipping . . . locks automatically . . . holds load at any point. Aluminum alloy frame resists rust. Timken roller bearings in lower load hook for easier turning. Heat treated forged steel hooks. Zinc-plated steel chain resists rust. Meets Military Specifications MIL-H-904d (Ships) Class 2, Type A. Heavy-duty construction.

Catalog No.	Cap.	Max. lift	Lgth. chain	Wt.	Price
99 M 7886K	1/2 ton	7 feet	26 ft.	28 lbs.	\$33.99
99 M 7887L	1 ton	8 feet	30 ft.	50 lbs.	46.99

1/2-ton Hoist with extra chain. †For each extra 4 ft. of chain, add \$4.15 to price. 2 1/4 lbs. to shpg. wt. of 99 M 7886K above. Use Cat. No. F9 M 78865N for ordering.

1-ton Hoist with extra chain. †For each 4 ft., add \$4.65 to price, 3 1/4 lb to shpg. wt. of 99 M 7887L. Use Catalog Number F9 M 78875N for ordering. "F" items above shipped freight (rail or truck) or express from Winona, Minn. factory. †1 ft. additional lift requires 4 ft. of chain.

19 Double-truck Conveyor.\* For loads to 2000 lbs. 8-ft. track. 14 4-wheel trolley. 7 single hangers with 6-in. threaded rod. F9 M 7863N—Shipping weight 67 lbs. .... \$34.99

8-ft. Track with Splice Hanger.\* For use with F9M7863N above. Punched 4-inch centers. Fits with 5-in. "I" beam. F9 M 78651N—Shipping weight 42 lbs. .... \$14.99  
\*Sent freight (rail, truck) or express from Winona, Minn. fcty.

90° Curved Track with Splice Hanger.\*\* 4-ft. radius. 7 ft. long. F9 M 78652—Shipping weight 37 lbs. .... \$25.49

One-ton Trolley.\*\* Fits tracks F9M78651N, F9M78652 above or 5-in. "I" beam. 4 wheels. Steel plates. Hanger pin. F9 M 7864—Shipping weight 20 lbs. .... \$11.79


Single Hanger.\*\* For F9M78651N, F9M78652 above. 6-in. rod. Place hangers 16 inches apart on 2000-pound loads; 20 inches on 1000 pounds. F9 M 78661—Shipping weight 1 pound. .... \$1.39

Splice Hanger.\*\* 6-inch threaded rod. F9 M 78662—Shipping weight 2 pounds. .... 1.49  
F9 M 78664—Side Bracket.\*\* Shpg. wt. 2 lbs. .... 89c  
F9 M 78663—Strap Bracket.\*\* Shpg. wt. 2 lbs. .... 79c

\*\*From factory in Winona, Minn.

**Gear-operated Hoist and Winch lifts 1500 lbs. \$2399**

13 Turn handle . . . high-leverage, worm-driven gears lift up to 1/2 ton. Release handle . . . hold load at any height. Top hook swivels 360°. Use as winch or puller. Forged steel hooks. 12-ft., 3/16-in. aircraft-type cable. Aluminum alloy housing. Compact: 11 1/4 x 1 1/2 in. Lightweight: 8 pounds. 9 M 7883—Shipping weight 8 lbs. 2 oz. .... \$23.99



CPFBKM AEDSLG SEARS 83



You can dial the torque you want on **CRAFTSMAN** Micro-Adjusting Torque Wrench

**\$29.99**



Adjust handle until calibrations show torque setting desired. As you turn nut or bolt, wrench releases and signals when pre-set torque is reached.

Reversible ratchet for close quarters. No dials to watch as you work! Ideal for use in the dark, in blind spots, on vibrating machinery, under water or in oil. After you tighten one bolt, wrench resets automatically for the next operation.

Top professional quality. Exceeds Fed. Specs. GGG-W-686b Type III Class 2. Chrome plated. 1/2-inch square drive. Measures 10 to 150 foot-pounds in either direction. Shpg. wt. 3 lbs. 7 oz. 9 M 4444.....\$29.99



**CRAFTSMAN**  
Torque Wrench  
**\$9.99** 0 to 105 ft.-lbs.

**Point-setting Kit**

Ends guesswork . . . Set ignition points with professional accuracy in 1/2 the time

**\$3.99**

Save time—no need to remove distributor or rotate engine. No adjusting of cam position—micro-precision ring (5 in set) converts cam into a perfect circle.

Save work—set dual points in one operation.

One 6-blade adapter and feeler gauge—a range for every needed size. List of sizes and cars on inside cover. Hinged-cover plastic box, pocket-size. (Cannot be used on Delco closed-type distributors.) Shipping weight 9 oz.

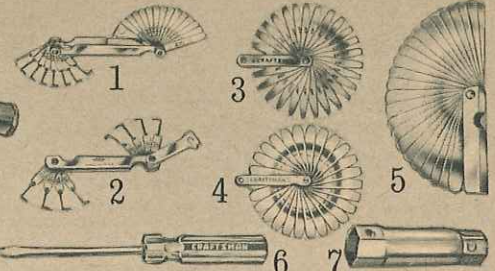
9 M 40546.....Kit \$3.99

Gives exact tightening tension. 1/2-inch square drive. Tempered steel; chrome plated to resist rust, corrosion. For use on engine-cylinder heads, bearings and spark plugs. Measures foot-pounds in either direction. Comes with convenient chart of recommended tensions. Exceeds Federal Specifications GGG-W-686, Type I, Class 1, Style A.

0 to 105 foot-pounds. For engine-cylinder heads and plugs. Shpg. wt. 2 lbs. 13 oz. 9 M 4448.....\$9.99

0 to 150 foot-pounds. For trucks and tractors. Shpg. wt. 2 lbs. 13 oz. 9 M 4464.....\$12.49

0 to 600 inch-pounds. For small engines (lawn mowers, etc.). 3/8-in. square drive. Shpg. wt. 1 lb. 7 oz. 9 M 44642.....\$9.49



**Gauges and Spark Plug Tools**

1 Ignition Gauge. 14 leaf gauges: .012 to .032 in. thick. 8 spark-plug-gap gauges: .022 to .040 in. thick. Electrode straightener. Plastic case. 9 M 4080—Wt. 5 oz....\$1.49

2 Spark-plug Gap Gauge. Provides 8 different wire gauges to measure spark-gap clearance. Electrode adjuster tool. Plastic case. 9 M 4075—Wt. 4 oz....49c

3 CRAFTSMAN Thickness (Feeler) Gauge. 3-inch leaves taper to 1/4-inch width. Has 26 leaves; locking device. Leaves range from .0015 to .025 inch.\* 9 M 4094—Wt. 6 oz....\$4.99

4 CRAFTSMAN Thickness Gauge. Contains 31/16-inch leaves (26 of them) ranging in size from .0015 to .025 inch. Up to .3280 inch by combining leaves.\* 9 M 4057—Wt. 5 oz....\$3.99  
\*Meat Fed. Specs. GGG-G-17a, Type VIII, Class I, Style A

5 15-leaf Thickness (Feeler) Gauge. 3 5/16-inch blades. Range in size from .003 to .018 in. thick (.003 to .151 with blades combined). 9 M 4058—Wt. 6 oz....69c

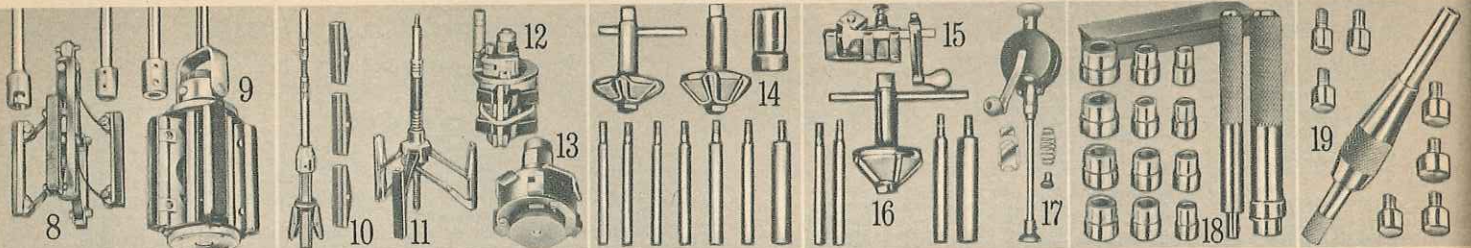
25-leaf Thickness (Feeler) Gauge. 3 5/16-in. blades. .0015 to .035 in. thick. 9 M 4059—Wt. 7 oz....\$1.59

6 CRAFTSMAN Spark Plug Testing Screwdriver. Neon bulb in shockproof handle. 5-inch steel bit; 3/4-inch tip. 9 inches long. 9 M 4124—Wt. 6 oz....99c

7 Spark Plug Wrench. Oval holes for turning with screwdriver or punch. Choose below to suit type of plug or hex size.

Double end. Fits 1 3/16, 1 1/16 hex sizes. For 14 mm., and 10 mm. plugs. 3 1/2 in. long. 9 M 45934—Wt. 6 oz....25c

Single end. Fits 1 3/16 size. For 14 mm. plugs. 8 in. long. 9 M 45935—Wt. 9 oz....39c



8 CRAFTSMAN Burnishing Hone. For 2 1/16 to 4 1/8-in. diameter cylinders. Use with 1/2-in. electric drill or drill press. 2 stones, 2 pads are included with hone. 9 M 4679—Wt. 2 lbs. 2 oz. \$10.79

Pads, Stones. For above. Set of 4. 9 M 4680—Wt. 6 oz....Set \$4.49

9 CRAFTSMAN Cylinder Grinder. For 2 1/16 to 4 1/8-in. diameter cylinders. For trucks, cars. 2 stones, 2 pads. 2 sets stone carriers, drive collar; shank, extension. For 1/2-in. drill, drill press. 9 M 4681—Shpg. wt. 7 lbs. \$49.99

Coarse Stones. Set of 2 stones, pads. 9 M 4684—Wt. 6 oz....Set \$4.39  
Fine Stones. Set of 2 stones, pads. 9 M 4685—Wt. 6 oz....Set \$4.39

10 Brake Cylinder Surfacing Hone. 3/4 to 1 1/2 in. For 1/4-in. drill. 2 sets stones, flexible shaft. 9 M 4655—Shipping weight 4 ounces.....\$6.99  
Replacement Stones for above. 2 sets, 3 stones ea. 9 M 4659—Shipping weight 1 ounce.....Pkg. \$3.49  
Replacement Springs. Set screws, wrench. 9 M 4660—Shipping weight 1 ounce.....\$1.09

11 CRAFTSMAN Cylinder Surfacing Hone. 2 to 7-in. range. For cars, trucks. No oversizing. Use with 1/4, 3/8, 1/2-in. drill. With stones. 9 M 4638—Shipping weight 2 lbs. 2 oz....\$11.99  
Replacement Stones. 280 grit. Package of 3. 9 M 46381—Shipping weight 6 oz....Pkg. 3.79

12 Cylinder Wall Ridge Reamer. For canted blocks; 1/2 short stroke motors, piston in place; 3 to 4 1/2-in. diameter chamfered or straight cylinder. 9 M 4712—Shipping weight 1 lb. 14 oz....\$11.99

13 Super Range Cylinder Ridge Reamer. Cutting range 2 1/2 to 4 3/8 inches. 9 M 4721—Shipping weight 2 lbs. 6 oz....\$5.59

14 Valve Seat Refacer Set. Use abrasive discs 14 below. For valves to 2 1/4 in. except Chevrolet "6" (see 9 M 46492 below). One 45°, one 30° head; 7 pilots (5/16 to 1 3/32 in.), pilot bushings for Ford V8. 9 M 4639—Shipping weight 2 lbs. 4 oz....Set \$3.99

Abrasive Discs for above. 6 fine and 6 coarse grit. 9 M 4640—Shipping weight 3 ounces...Pkg. 99c

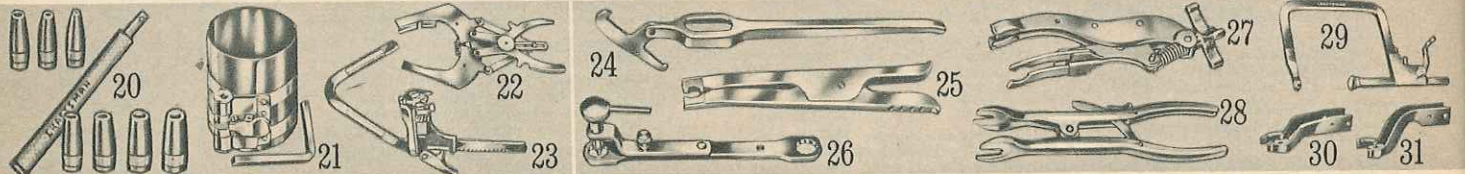
15 Valve Refacing Tool. Formed washer for Chevrolet valves. Carboly cutter. 9 M 4702—Shipping weight 1 lb. 12 oz....\$3.69

16 Valve Seat Reamers. For eng. with reg. cast-iron valve seats. For GM cars, exc. Chev. 9 M 4637—Shipping weight 1 lb. 7 oz....\$2.19  
For 1953-65 Chev. 30°, 45° head exc. 409 cu. in. 9 M 46492—Shipping weight 2 lbs. 2 oz....\$4.39

17 Valve Grinder. Interchangeable cups for use on valves on all gas engines. 9 M 47041—Shipping weight 2 lbs. 2 oz....\$2.99

18 CRAFTSMAN 15-pc. Bushing Driver Set. 13 bushing collars (9/16 to 1 1/4-in. inside; 3/8 to 1 1/4-in., outside diameter); 2 driving handles. Install, remove bushings. Metal case. Shpg. wt. 4 lbs. 2 oz. 9 M 4707.....Set \$8.79

19 CRAFTSMAN Clutch Aligning Tool. 7 dual pilots plus tool give 8 diameters: .590, .612, .624, .668, .749, .786, .808 and .984 inch. 9 inches long. Shpg. wt. 2 lbs. 6 oz. 9 M 4728.....Set \$4.49



20 CRAFTSMAN 8-piece Gasket Punch Set. Cuts holes in gaskets, rubber hose. Not for metal. 7 punches: 3/4, 3/4, 3/8, 7/16, 1/2, 5/16 and 3/8-inch. Handle fits all punches. Meets Fed. Specs. GGG-P-831a. Wt. 1 lb. 8 oz. 9 M 3635.....Set \$5.39

21 CRAFTSMAN Ratchet-type Piston-ring Compressor. For cars, small trucks. Takes 4 rings at one time. 2 1/2 to 5-inch diameter. 3 1/2 in. deep for late-model cars. Self-locking. Spring-steel band. Key wrench. 9 M 4716—Shpg. wt. 14 oz....\$2.19

22 Piston Ring Expander. Removes move or install rings. 2 1/4 to 4 1/4-in. diameter. Expander jaws grasp sides of ring, hooks engage points. Ring expands front, back and sidewise. Shipping weight 12 oz. 9 M 4661.....\$1.99

23 Piston Groove Cutter and Cleaner. For pistons up to 5 inches. Change depth of cut by turning knurled screw. Five points for grooving; one for trimming lands . . . all in one blade. Shipping wt. 1 lb. 2 oz. 9 M 4720.....\$4.49

24 Overhead Valve Lifter. For valve-in-head motors. Off-set pivot pin. 14 in. long. 9 M 4558—Wt. 1 lb. 2 oz....\$2.09

25 Magnetic Key Inserter. Permanent magnets. Keys held by jaws of non-magnetic spring levers . . . stainless steel. Replaceable split-valve keys. 9 M 4671—Wt. 6 oz....\$1.99

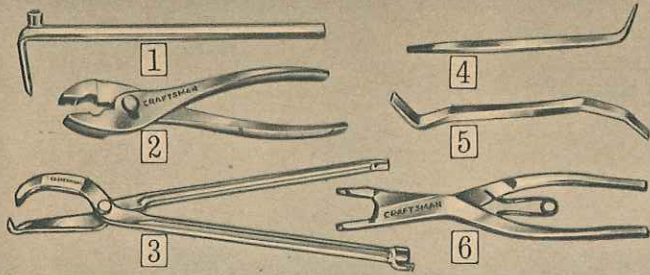
27 "Little Shorty" Screw-type Valve lifter. Hi-offset type for under fender use. For late-model L-head engine (with manifold on). Jaws of spring steel. Sturdy iron handle lets you get a good grip. Upper jaws can be adjusted. 8 1/2 inches long. Parallel lift 2 3/4 inches. Shipping weight 1 lb. 5 oz. 9 M 4559.....\$2.89

28 Valve lifter. 10 inches long. Convenient self-locking catch. Can be used for most engines. Shipping weight 14 ounces. 9 M 4650.....\$1.09

29 CRAFTSMAN Valve-spring Compressor. Vertical-lift type. 9x11-in. frame 10 1/2-in. capacity. No. 1 straight spring steel jaws. Automatic lock . . . holds any position. Ratchet crank. Shpg. wt. 6 lbs. 7 oz. 9 M 4695.....\$6.49


30 Replacement Jaws for above. No. 5 Offset Jaws. For Plymouth, Dodge, Chrysler, Valiant. Wt. 4 oz. 9 M 4699.....Pair \$1.39

31 No. 2 Offset Jaws. For GM, Continental motors cars. Shpg. wt. 4 oz. 9 M 4697.....Pair 99c



### CRAFTSMAN Brake and Muffler Tools

- 1** Muffler Removal Tool. Special blade breaks "frozen" bond. Just a slight pull on the handle does the rest. Chrome-plated alloy steel. Length 11 1/4 inches over-all.  
9 M 4687—Wt. 1 lb. 2 oz. . . . \$2.99
- 2** Hose Clamp Pliers. Specially milled slots to hold ends of hose clamp for easy removal. Forged alloy steel; chrome-plated. 8 inches long.  
9 M 4732—Shpg. wt. 15 oz. . . . \$1.99
- 3** Brake Spring Pliers. Forged alloy steel . . . heat treated, chrome-plated. Socket on handle. Makes spring-release easy. 13 1/2 inches long.  
9 M 47395—Wt. 1 lb. 3 oz. . . . \$2.99
- 4** Brake Adjusting Tool. For Chevrolet, Bendix-type car brakes. Bit is 7/16 in. wide. 3/8-in. stock, 8 inches long. Chrome-plated.  
Shipping weight 6 ounces.  
9 M 4736 . . . . . 69c
- 5** Brake Adjusting Tool. For adjusting by star nut through drum slot. 7/16-in. stock. 9 1/4 in. long. Drop-forged alloy steel; chrome-plated.  
9 M 4740—Shpg. wt. 8 oz. . . . 99c
- 6** Lock-ring Pliers. Spread lock rings on brakes, transmissions. 8 1/2 in. long. Opens to 1 1/4 in. Serrated jaw tips. Tension spring.  
9 M 4735—Shpg. wt. 10 oz. \$2.39



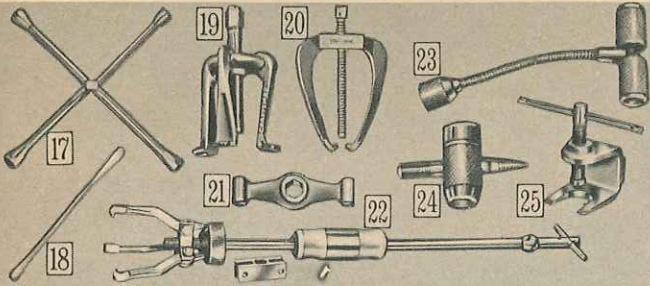
Save money . . . do your own body and fender work with **CRAFTSMAN** professional-quality tools

10-piece Set **\$35.99** NO MONEY DOWN cash

- 7** Bumping Hammer. 1 1/4-in. square, 1 1/2-in. round faces. 5-in. head.  
9 M 4551—Shpg. wt. 1 lb. 7 oz. . . . \$3.19
- 8** Light Bumping Hammer. 3/4-in. sq., 1 1/8-in. round faces. 3 1/2-in. head.  
9 M 4550—Shipping wt. 14 oz. . . . \$2.79
- 9** Blunt Pick Hammer. 1 1/2-in. face. 3-in. long point. 5 1/2-in. head.  
9 M 4553—Shipping wt. 1 lb. . . . \$3.19
- 10** Pick and Finishing Hammer. 1 1/2-in. face, 2 3/4-in. pick. 5 1/2-in. head.  
9 M 4556—Shipping wt. 1 lb. . . . \$3.19
- 11** Cross Pein Hammer. 3x3/4-in. cross pein. 1 1/2-in. face. 5-in. head.  
9 M 4552—Shpg. wt. 1 lb. 2 oz. . . . \$3.19
- 12** Heat Dolly. Use for shrinking work.  
9 M 4562—Shpg. wt. 2 lbs. 13 oz. . . . \$3.19
- 13** Universal Dolly. 2 bead working surfaces. A basic tool of many uses.  
9 M 4561—Shipping wt. 3 lbs. 7 oz. . . . \$4.29
- 14** All-purpose Dolly. Eight molding, bead-working surfaces. 3 in. high.  
9 M 4565—Shpg. wt. 3 lbs. 12 oz. . . . \$4.29
- 15** Combination Dolly and Spoon. Use for roof-rail work.  
9 M 4563—Shipping wt. 3 lbs. 8 oz. . . . \$4.29
- 16** Mechanic's Tool Box. 20x8 1/2x9 1/2 in. 22-gauge steel with gray baked enamel-finish. Plastisol-coated steel handle. Three-section lift-out "tote" tray. Two one-piece drawbolts, padlock hasp.  
9 M 6512C—Shipping wt. 12 lbs. . . . \$7.99
- NOTE: (7) through (11) have drop-forged heads; 12-in. handles.

### Body Tools . . . Supplies

- 26** CRAFTSMAN Metal Mend. Plastic compound for use as auto body filler. Dries hard. No heat required.  
9 M 45741—8 oz. Wt. 13 oz. . . . Can 69c  
9M45742—32 oz. Wt. 2 lbs. 7 oz. Can \$1.59
- 27** CRAFTSMAN KROMEDGE 14-in. Car Body File. Fits holder below.  
9 M 3114—Shpg. wt. 14 oz. . . . \$3.59
- 28** CRAFTSMAN Adjustable File Holder. For concave, convex or straight filing. Aluminum. (No file.)  
9 M 3113—Shpg. wt. 1 lb. 15 oz. . . . \$5.29
- 29** Dent Puller. 17 in. long. Pyraline handle grip and contour slide hammer grip. Screw into surface, pull out dent, fill opening with Metal Mend (9M45741).  
9 M 4570—Shpg. wt. 3 lbs. 3 oz. . . . \$4.49



### Tools for wheels, valves and battery

- 17** CRAFTSMAN Cross-rim Wrench. 16-17 in. arms, 9/16-in. diameter. 7/8, 1 1/8, two 3/4-inch openings. Drop forged, chrome-plated.  
9 M 4472—Shpg. wt. 3 lbs. . . . \$2.59
- As above. 22-in. arms; 5/8-in. diam., 3/4, 1 1/8, 7/8, 1 1/8-inch openings.  
9 M 44895—Wt. 4 lbs. 10 oz. . . . \$3.49
- 18** CRAFTSMAN Tire Iron. 5/8-in. diameter, 20 inches long. Drop forged alloy steel; chrome-plated.  
9 M 4729—Wt. 1 lb. 12 oz. . . . \$1.39
- 19** CRAFTSMAN 3-arm Universal Wheel Hub Puller. Fits any hub with bolt circle up to 7 1/2 in. Meets Fed. Spec. GGG-P-781A.  
9 M 4664—Wt. 8 lbs. 2 oz. \$11.59
- 20** CRAFTSMAN Gear Pullers. Pull gears, wheels. Steel jaws. Drop forged from high alloy steel.
- | Catalog Number | Jaw Spread     | Reach, inches | Shpg. wt. lbs. oz. | Price  |
|----------------|----------------|---------------|--------------------|--------|
| 9M4694         | 0 to 3 in.     | 2 1/4         | 13                 | \$3.79 |
| 9M4690         | 0 to 5 1/2 in. | 3 1/4         | 12                 | 4.39   |
| 9M4691         | 0 to 8 in.     | 5 1/2         | 2                  | 8.99   |
| 9M4692         | 0 to 10 in.    | 8 1/2         | 12                 | 15.49  |
- 21** Hub Puller Striking Wrench. Also to be used with 9 M 4664 hub puller at left.  
Shipping weight 1 lb. 15 oz.  
9 M 4663 . . . . . \$1.99
- 22** Slide Hammer Puller. Use as 2-arm or 3-arm puller. Inside, outside grip removes gears, bearings, etc. Capacity range—as 2-arm: outside 1 1/2-4 1/2 in.; inside 1 1/4-3 1/2 in.; as 3-arm: outside 1 1/2-4 1/2 in.; inside 1 1/8-4 1/4 in. Fully heat-treated.  
9 M 4693—Wt. 7 lbs. 6 oz. \$12.49
- 23** Valve Fishing Tool. Threaded cap. Professional quality.  
9 M 4738—Shpg. wt. 4 oz. . . . 29c
- 24** Tire Valve Tool. Removes cores. Rethreads both inside and outside of valve stem.  
9 M 4705—Shpg. wt. 3 oz. . . . 25c
- 25** Battery Terminal Lifter . . . fits all car and truck battery terminals. Made of drop-forged steel for greater strength, longer life.  
9 M 47145—Wt. 13 oz. . . . \$2.19

### Brake Shoe Gauge \$7.99

- 29** Quickly gives correct lining to drum clearance on Bendix self-adjusting brakes before drums and wheels are installed. No further adjustment is needed.  
Provides fast, sure setting. Eliminates troubles caused by "blind" adjustment. No need to back up car to adjust brakes. Saves 1/2 hour per job. For use on all Bendix fixed anchor brakes.  
9 M 4634—Shipping weight 2 lbs. 10 oz. . . . \$7.99

### Bearing Packer \$16.99

- 34** Air pressure operated. Handles up to 6-inch bearings. Holds up to 2 pounds of fresh grease. No messy cleaning and inadequate hand packing. Forces out old contaminated grease and forces in fresh grease as replacement. Fast . . . cuts packing time to a minimum.  
9 M 4635—Shipping weight 7 lbs. 2 oz. . . . \$16.99

### Oil Filter Wrench \$12.99

- 25** Fits spin-type filters. Removes, installs. One-hand operation. Turns in all directions without removing from filter. Heat-treated steel spring.  
9 M 5572—Shipping weight 8 ounces. . . . \$12.99

CRAFTSMAN Trigger Oilers. One-piece domes . . . plunger handles. Nickel plated for longer life. Leak-proof. Easily detachable spouts for speedy refilling.

Cat. No.	Size	Spout	Shpg. wt.	Each
(36) 9 M 5583	1 pt.	6 in.	12 oz.	\$2.59
(37) 9 M 5581	6 oz.	6 in.	10 oz.	1.59
(38) 9 M 5580	4 oz.	4 1/2 in.	7 oz.	1.29

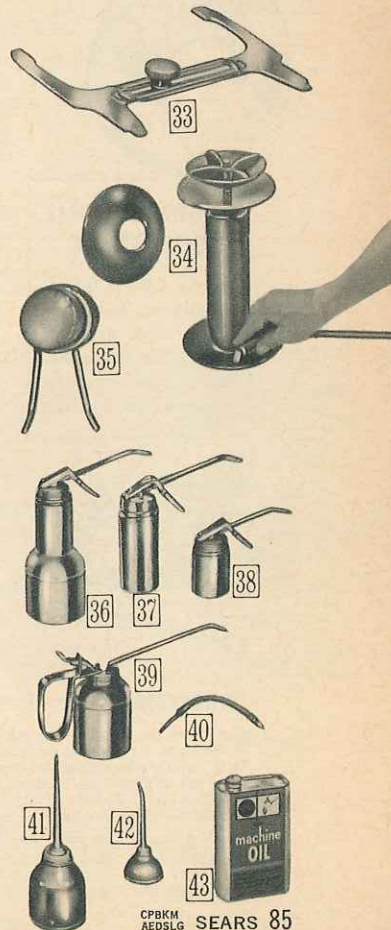
- 39** CRAFTSMAN Pump Oiler. 3/8 pint. Nickel plated. Force-fed, 1-piece dome. Seamless bottom. Detachable 7-inch spout. Easy to handle.  
9 M 5582—Shipping weight 14 ounces. . . . \$1.79

- 40** Flexible Steel Spouts. Interchangeable. Use for oilers (36), (37), (38) and (39). Threaded tip with cap.  
9 M 5584—6 1/2 inches long. Shpg. wt. 2 oz. . . . 49c  
9 M 5585—13 inches long. Shpg. wt. 3 oz. . . . 69c

- 41** Household Oiler. 10-ounce capacity. 4-in. spout.  
9 M 5578—Shipping weight 8 ounces. . . . 39c

- 42** Light-duty Household Oiler. 1-ounce capacity. Spout is 4 1/4 inches long.  
9 M 5575—Shipping weight 3 ounces. . . . 25c

- 43** Non-corrosive Oil. Light duty for household use.  
9 M 55941—1 qt. Shpg. wt. 2 lbs. 7 oz. . . . 89c

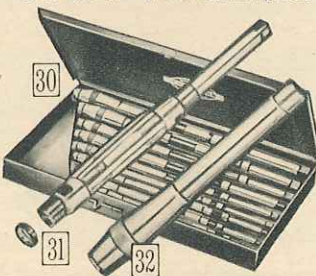


### CRAFTSMAN Reamer and Pilot Set

**\$72.99** NO MONEY DOWN cash

- 30** Adjustable. Top quality. 9 reamers and 9 pilots. Sizes 1 1/2 to 1 3/4 inches. With metal box.  
9 M 4676—Wt. 14 lbs. . . . Set \$72.99

- 31** Adjustable Reamer. Not for gun barrels, etc. Sizes below in inches.  
9 M 46411—1/4 to 1/2. Wt. 3 oz. . . . \$5.39  
9 M 46412—3/8 to 5/8. Wt. 3 oz. . . . 5.39  
9 M 46413—5/8 to 1 1/2. Wt. 3 oz. . . . 5.39  
9 M 46414—1 1/2 to 3/4. Wt. 3 oz. . . . 5.39  
9 M 46415—3/4 to 1 1/2. Wt. 3 oz. . . . 5.39  
9 M 46416—1 1/2 to 7/8. Wt. 3 oz. . . . 5.99  
9 M 46417—7/8 to 1 1/2. Wt. 4 oz. . . . 5.99  
9 M 46418—1 1/2 to 1 1/2. Wt. 4 oz. . . . 4.49  
9 M 46419—1 1/2 to 1 1/2. Wt. 5 oz. . . . 4.59  
9 M 46421—1 1/2 to 2 1/2. Wt. 6 oz. . . . 4.79  
9 M 46422—2 1/2 to 2 1/2. Wt. 8 oz. . . . 4.89  
9 M 46423—2 1/2 to 2 1/2. Wt. 10 oz. . . . 5.29  
9 M 46424—2 1/2 to 2 1/2. Wt. 12 oz. . . . 5.59  
9 M 46425—2 1/2 to 1 1/2. Wt. 15 oz. . . . 5.99  
9 M 46426—1 1/2 to 1 1/2. Wt. 1 lb. 3 oz. . . . 6.49  
9 M 46427—1 1/2 to 1 1/2. Wt. 1 lb. 3 oz. . . . 7.99



- 32** Adjustable Reamer Pilots. Ground diametrically. Sizes in inches.  
9 M 46431—1 1/2 to 1 1/2. Wt. 5 oz. . . . \$2.29  
9 M 46432—1 1/2 to 1 1/2. Wt. 6 oz. . . . 2.29  
9 M 46433—1 1/2 to 2 1/2. Wt. 7 oz. . . . 2.59  
9 M 46434—2 1/2 to 2 1/2. Wt. 8 oz. . . . 2.69  
9 M 46435—2 1/2 to 2 1/2. Wt. 10 oz. . . . 2.79  
9 M 46436—2 1/2 to 2 1/2. Wt. 11 oz. . . . 3.09  
9 M 46437—2 1/2 to 1 1/2. Wt. 13 oz. . . . 3.19  
9 M 46438—1 1/2 to 1 1/2. Wt. 15 oz. . . . 3.49  
9 M 46439—1 1/2 to 1 1/2. Wt. 1 lb. 1 oz. . . . 3.79

# CRAFTSMAN alloy-steel Wrenches

REG. U.S. PAT. OFF.

Special "Super-Tuff" molybdenum alloy, drop forged under as much as 2½ tons pressure to produce an extra-dense steel of enormous strength. Heat treated in modern, controlled furnaces. Chrome plated; extra-high-polish on heads, panels.

Slim heads get into tight places. Exceed Federal Specs. GGG-W-636d. Unconditionally guaranteed, see below.



**9-piece Open-end Set**  
\$9.99

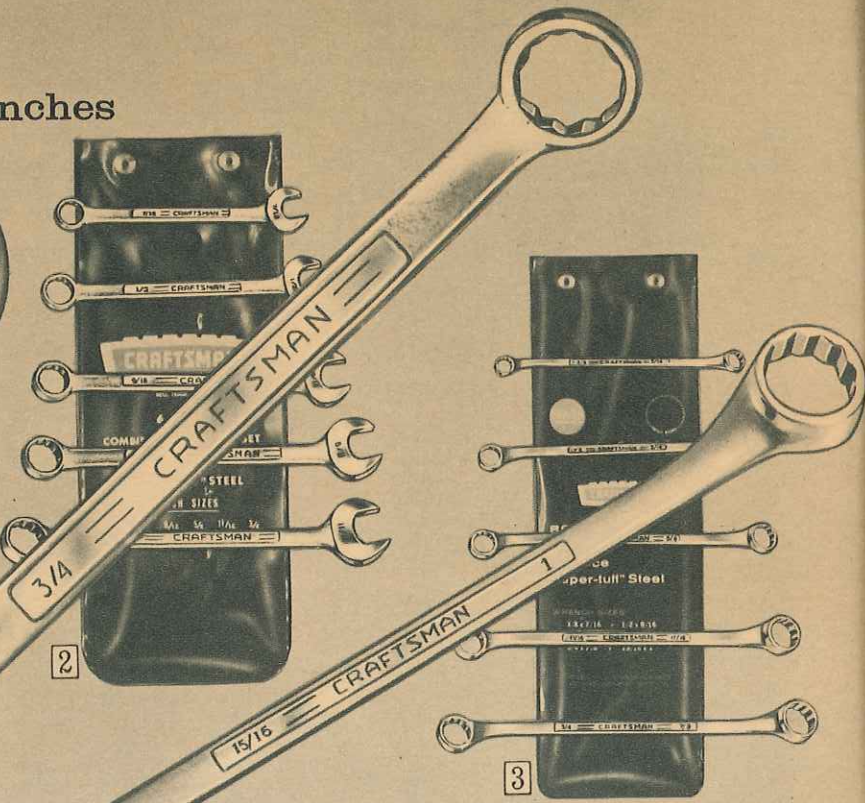
**1 9-piece Set.** ¼x<sup>5</sup>/<sub>16</sub>, ⅜x<sup>7</sup>/<sub>16</sub>, ½x<sup>9</sup>/<sub>16</sub>, ⅝x<sup>11</sup>/<sub>16</sub>, ¾x<sup>3</sup>/<sub>4</sub>, ⅞x<sup>2</sup>/<sub>3</sub>, 1x<sup>1</sup>/<sub>16</sub>, 1x<sup>1</sup>/<sub>8</sub>, 1x<sup>1</sup>/<sub>4</sub>, 1x<sup>1</sup>/<sub>2</sub>, 1x<sup>1</sup>/<sub>16</sub>x1 1/8-in. Pouch.  
**9 M 4466**—Shpg. wt. 3 lbs. 2 oz. . . . Set \$9.99  
**6-piece Set.** Same as above except no ¼x<sup>5</sup>/<sub>16</sub>, ⅜x<sup>7</sup>/<sub>16</sub>, ½x<sup>9</sup>/<sub>16</sub> and 1x<sup>1</sup>/<sub>16</sub>x1 1/8-in.  
**9 M 4455**—Shpg. wt. 2 lbs. 3 oz. . . . Set \$6.69  
**5-piece Set.** Includes wrench sizes ⅜x<sup>7</sup>/<sub>16</sub> to 2x<sup>3</sup>/<sub>16</sub>. With metal clip.  
**9 M 4453**—Shpg. wt. 1 lb. 9 oz. . . . Set \$4.49

**Individual Open-end Wrenches**

Catalog Number	Opening size, inches	Shpg. wt.		Each
		lbs.	oz.	
9 M 44571	¼x <sup>5</sup> / <sub>16</sub>	3	69c	
9 M 44572	⅜x <sup>7</sup> / <sub>16</sub>	3	79c	
9 M 44580	½x <sup>9</sup> / <sub>16</sub>	4	99c	
9 M 44581	⅝x <sup>11</sup> / <sub>16</sub>	6	\$1.09	
9 M 44582	¾x <sup>3</sup> / <sub>4</sub>	8	1.19	
9 M 44583	⅞x <sup>2</sup> / <sub>3</sub>	9	1.39	
9 M 44584	1x <sup>1</sup> / <sub>16</sub>	10	1.49	
9 M 44585	1x <sup>1</sup> / <sub>8</sub>	13	1.79	
9 M 44586	1x <sup>1</sup> / <sub>4</sub>	1	2.49	
9 M 44587	1x <sup>1</sup> / <sub>2</sub>	1	3.99	
9 M 44588	1x <sup>1</sup> / <sub>16</sub>	2	5.19	
9 M 44589	1x <sup>1</sup> / <sub>8</sub>	2	5.99	

**UNCONDITIONAL GUARANTEE**

If any CRAFTSMAN Wrench on these two pages fails to give complete satisfaction in use, return it and it will be replaced free of charge



**6-piece Combination Set**  
\$6.69

**2 6-piece Set.** Open-end and 12-pt. box-end openings in same wrench. Ends off-set 15° to clear obstructions. ⅞, 1, 1 1/8, 1 1/4, 1 1/2, 1 3/4, 2 in. From 5/4 to 9 3/4 inches long. Plastic pouch.  
**9 M 4462**—Shpg. wt. 1 lb. 12 oz. . . . Set \$6.69

**10-piece Set.** ⅜, ½, ⅝, ¾, ⅞, 1, 1 1/8, 1 1/4, 1 1/2, 1 3/4, 2 in. Plastic pouch.  
**9 M 4496**—Shpg. wt. 4 lbs. 1 oz. . . . Set \$12.49

**Individual Combination Wrenches**

Catalog Number	Opening size, in.	Length, inches	Shpg. wt.		Each
			lbs.	oz.	
9 M 44690	¼	3 1/16	3	89c	
9 M 44691	⅜	4	3	89c	
9 M 44692	½	4 7/16	3	99c	
9 M 44693	⅝	4 1/2	3	99c	
9 M 44694	¾	5 1/4	4	\$1.09	
9 M 44695	⅞	6	4	1.09	
9 M 44696	1	6 3/8	5	1.19	
9 M 44697	1 1/8	7	7	1.29	
9 M 44698	1 1/4	8 1/2	8	1.39	
9 M 44701	1 1/2	9 3/4	9	1.49	
9 M 44702	1 3/4	10 1/2	10	1.69	
9 M 44703	2	11 1/2	11	1.89	
9 M 44704	2 1/8	12 1/2	14	2.09	
9 M 44705	2 1/4	13 1/2	1	2.49	
9 M 44706	2 3/8	14 1/2	1	3.29	
9 M 44707	2 1/2	15 1/2	1	5	
9 M 44708	2 3/4	16 1/2	1	11	
9 M 44709	3	17 1/2	1	14	


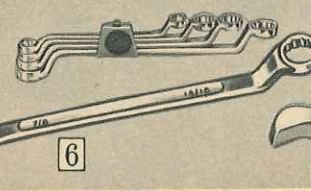
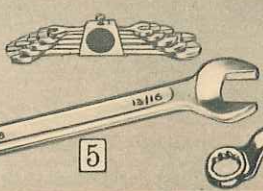
**6-piece Box-end Set**  
\$7.99

**3 6-piece Set.** Countersunk 12 pt. openings . . . fit nut quickly. Ends off-set at 15° angle. Plastic pouch. ⅞x<sup>1</sup>/<sub>16</sub>, 1x<sup>1</sup>/<sub>16</sub>, 1 1/8x<sup>1</sup>/<sub>16</sub>, 1 1/4x<sup>1</sup>/<sub>16</sub>, 1 1/2x<sup>1</sup>/<sub>16</sub>, 1 3/4x<sup>1</sup>/<sub>16</sub> inches long.  
**9 M 4461**—Shpg. wt. 2 lbs. 2 oz. . . . Set \$7.99

**11-piece Set.** Opening sizes: ⅞x<sup>1</sup>/<sub>16</sub>, 1x<sup>1</sup>/<sub>16</sub>, 1 1/8x<sup>1</sup>/<sub>16</sub>, 1 1/4x<sup>1</sup>/<sub>16</sub>, 1 1/2x<sup>1</sup>/<sub>16</sub>, 1 3/4x<sup>1</sup>/<sub>16</sub>, 2x<sup>1</sup>/<sub>16</sub>, 2 1/8x<sup>1</sup>/<sub>16</sub>, 2 1/4x<sup>1</sup>/<sub>16</sub>, 2 3/4x<sup>1</sup>/<sub>16</sub>, 3x<sup>1</sup>/<sub>16</sub>. Complete with plastic pouch.  
**9 M 4340**—Shpg. wt. 4 lbs. 14 oz. . . . Set \$16.99

**Individual Box-end Wrenches**

Catalog Number	Opening size, in.	Length, inches	Shpg. wt.		Each
			lbs.	oz.	
9 M 43919	¼x <sup>5</sup> / <sub>16</sub>	5 3/8	3	89c	
9 M 43920	⅜x <sup>7</sup> / <sub>16</sub>	7 3/4	4	99c	
9 M 43921	½x <sup>9</sup> / <sub>16</sub>	8 1/4	4	99c	
9 M 43923	⅝x <sup>11</sup> / <sub>16</sub>	8 3/4	5	\$1.19	
9 M 43924	¾x <sup>3</sup> / <sub>4</sub>	9 3/4	6	1.29	
9 M 43925	⅞x <sup>2</sup> / <sub>3</sub>	10 1/2	7	1.39	
9 M 43926	1x <sup>1</sup> / <sub>16</sub>	10 1/4	7	1.49	
9 M 43927	1 1/8x <sup>1</sup> / <sub>16</sub>	11	8	1.59	
9 M 43928	1 1/4x <sup>1</sup> / <sub>16</sub>	12	12	1.69	
9 M 43929	1 1/2x <sup>1</sup> / <sub>16</sub>	14 1/8	12	1.89	
9 M 43934	1 1/8x <sup>1</sup> / <sub>4</sub>	15 1/4	1	2.99	
9 M 43935	1 1/4x <sup>1</sup> / <sub>16</sub>	17	1	4	
9 M 43936	1 1/2x <sup>1</sup> / <sub>16</sub>	19	2	10	
9 M 43937	1 3/4x <sup>1</sup> / <sub>16</sub>	22 1/2	3	11	



**CRAFTSMAN 3-pc. Short Box-end Set**

**4** Off-set heads; short length for work on manifolds, starters, etc. 12-pt. openings. Drop-forged "Super-Tuff" molybdenum alloy steel. Chrome-plated. 3-piece set of sizes listed below. Exceed Federal Specifications GGG-W-636d. With plastic pouch.  
**9 M 4365**—Shipping weight 8 ounces. . . . Set \$2.79

Catalog No.	Size (in.)	Length (in.)	Shpg. wt.	Each
9 M 43860	⅜x <sup>7</sup> / <sub>16</sub>	4 1/2	3 oz.	99c
9 M 43861	½x <sup>9</sup> / <sub>16</sub>	5 1/2	4 oz.	\$1.09
9 M 43862	¾x <sup>3</sup> / <sub>4</sub>	6	5 oz.	1.19

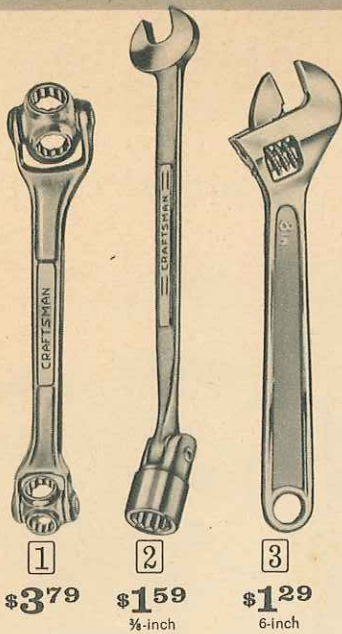
**Economy-priced carbon-steel Wrenches**

Made of drop-forged high-carbon steel. Heat treated and hardened for long service. Chrome plated to resist rust. Polished heads.

**5 6-piece Open-end Set.** Heads set at standard 15° angle. 5/16 to 3/8-inch openings. 3 3/8 to 8 1/2 inches long.  
 Shipping weight 1 lb. 7 oz.  
**9 M 4364** . . . . . Set \$2.99

**6 5-piece Box-end Set.** 45° off-set heads to clear obstructions. 3/8 to 3/4-inch 12-point openings. 6 3/4 to 12 inches long.  
 Shipping weight 2 lbs. 2 oz.  
**9 M 4380** . . . . . Set \$3.29

**7 6-piece Combination Set.** Same size openings both ends. 3/8 to 1 1/8-in. openings. 4 3/8 to 8 inches long.  
 Shipping weight 1 lb. 2 oz.  
**9 M 4385** . . . . . Set \$2.99



Oversize knurl speeds opening and closing . .

**CRAFTSMAN** Adjustable-end Wrench. Jaw does not protrude at top in closed position . . prevents jamming

**\$1.69**  
4-inch

Wrench is 25% stronger than Federal Specifications (GGG-W-631b Type 1) require. Chrome-plated, forged alloy steel. Hex shape at any jaw position. The stainless steel knurl spring wears indefinitely—this is what holds the movable jaw firmly in position. Milled jaws give a firm grip.

Catalog Number	Size	Capacity	Shipping weight	Each
9 M 44650	4 inches	1/2-in.	..... 3 oz.	\$1.69
9 M 44651	6 inches	3/4-in.	..... 6 oz.	1.79
9 M 44652	8 inches	7/8-in.	..... 10 oz.	2.19
9 M 44653	10 inches	1 1/8-in.	1 lb. ....	2.59
9 M 44654	12 inches	1 3/8-in.	1 lb. 8 oz.	3.59
9 M 44656	16 inches	2 1/8-in.	3 lbs. 15 oz.	5.99

**1 CRAFTSMAN 8-in-1 Wrench.** Eight 12-pt. openings: 1/16, 1/8, 9/16, 1 1/32-in. (small head); 5/8, 1 1/16, 3/4, 7/8-in. (large head), 2 swivel heads. Convenience of an adjustable wrench . . grip of a box-end wrench . . the range of a socket wrench. 9 inches long.  
9 M 4407—Shpg. wt. 1 lb. 2 oz. . . \$3.79

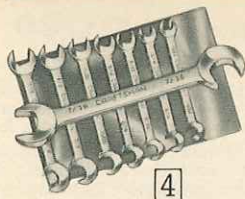
**2 CRAFTSMAN Combination Open-end and Socket Wrenches.** 12-point swivel socket for hard-to-get-at places. Chrome-plated for rust-resistance. Drop-forged.

6-piece Set. Sizes listed below.  
9 M 4255—Wt. 2 lbs. 4 oz. . . Set \$9.99

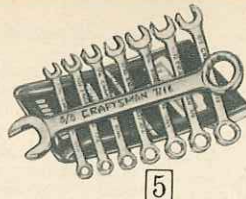
Catalog Number	Size (in.)	Length (in.)	Wt. (oz.)	Each
9 M 42540	3/8	7 1/16	4	\$1.59
9 M 42541	1/2	7 1/16	5	1.69
9 M 42542	5/8	8 1/16	6	1.79
9 M 42543	3/4	8 1/16	7	1.89
9 M 42545	7/8	9 1/16	9	1.99
9 M 42546	1	10 1/16	13	2.19

**3 Adjustable-end Wrenches.** Drop-forged alloy steel. Milled jaws. Face and outside edge of handle are polished. Made in Japan. Chrome-plated to resist rust.

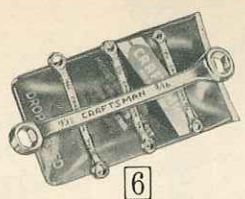
Catalog Number	lgth. (in.)	Opens (in.)	Weight (lb. oz.)	Each
9 M 30870	6	3/4	7	\$1.29
9 M 30871	8	7/8	10	1.69
9 M 30872	10	1 1/8	1	2.19
9 M 30873	12	1 5/8	1	2.99



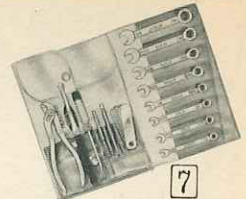
**4 Craftsman 8-pc. Open-end Midget Ignition Wrench Set.** 15° and 80° angle heads; same opening both ends. Includes sizes 7/32, 1 5/64, 1/4, 9/32, 5/16, 1 1/32, 3/8 and 7/16 inch. Lengths 2 1/16 to 3 3/4 inches. Forged steel; heat treated. Chrome-plated.  
9 M 4306—Wt. 6 oz. Set \$4.49



**5 Craftsman 8-piece Midget Combination Wrench Set.** Forged steel. Chrome plated. One 12-pt. box-end, one offset open-end. 1 3/16 x 1/32 to 3/8 x 7/16 in. Lengths 2 1/16 to 3 3/4 in. Includes plastic pouch.  
9 M 4344—Shipping weight 5 oz. . . . Set \$4.49

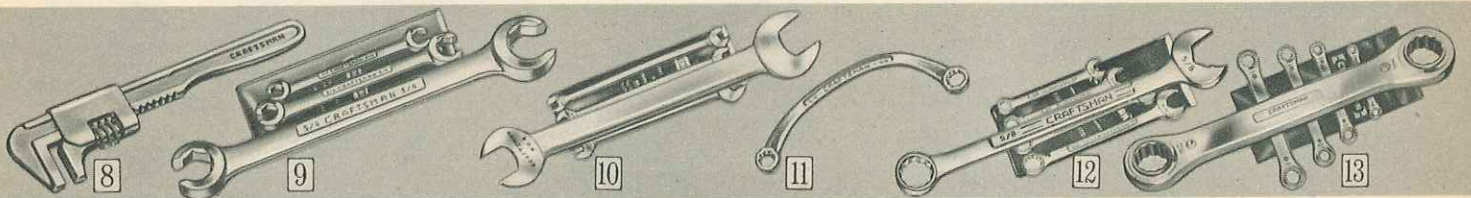


**6 Craftsman 4-piece Midget Box-end Wrench Set.** Chrome-plated forged steel gives strength; 6-point openings. Set includes sizes 3/16 x 1 3/32, 7/32 x 1 5/64, 1/4 x 9/32, 5/16 x 1 1/32 inches. 2 7/8 to 3 3/4 in. long. With plastic pouch.  
9 M 4379—Shipping weight 4 oz. . . . Set \$2.79



**7 14-piece Ignition Set.** Nickel-plated steel is rust resistant. 8 combination box and open-end midget wrenches (1 3/64 to 7/16-in. openings); 4 1/2-in. ignition plier; midget screwdriver; 6-leaf thickness gage; ignition file; center punch; pin punch. Plastic pouch. Not CRAFTSMAN.  
9 M 44671—Shipping weight 10 oz. . . . Set \$3.69  
**Craftsman Ignition File.** (Not shown.) Save . . file points yourself. Double cut; 5 in. long. Kromedge file stays sharp, lasts longer than ordinary files.  
9 M 3119—Shipping weight 3 oz. . . . . \$2.5c

**Ignition Wrench Sets for auto shop or home . . Midget Wrench Sets**



**CRAFTSMAN Special Wrenches . . all professional quality that means long wear**

**8 General-duty Adjustable Wrench.** Forged alloy steel. Exceeds Federal Specifications GGG-W-631b. Enamel finish. 9-inch. Opens 2 1/2 inches.  
9 M 44490—Shpg. wt. 13 oz. . . \$1.59  
11-inch. Opens 2 3/4 inches.  
9 M 44491—Wt. 1 lb. 7 oz. . . . 2.19

**9 3-piece Flare-nut Wrench Set.** One each of sizes below. 6 pt.  
9 M 4432—Wt. 13 oz. . . . . Set \$4.59

**Individual Wrenches.**  
3/8 x 1 1/16 in. 6 in. long.  
9 M 44170—Shpg. wt. 3 oz. . . . 1.59  
1/2 x 9/16 in. 6 5/8 in. long.  
9 M 44171—Shpg. wt. 4 oz. . . . 1.69  
5/8 x 3/4 in. 8 1/2 in. long.  
9 M 44172—Shpg. wt. 8 oz. . . . 1.89

**10 4-piece Tappet Wrench Set.** Drop-forged steel . . chrome plated. One each of sizes below except 7/16 x 1 1/32 in. Plastic pouch. Exceeds Fed. Specs. GGG-W-636d.  
Shipping weight 1 lb. 2 oz.  
9 M 44452 . . . . . Set \$4.49

**Individual Wrenches.**  
3/8 x 1 1/16 in.  
9 M 44470—Shipping wt. 5 oz. . . 1.09  
7/16 x 1 1/32 in.  
9 M 44471—Shipping wt. 5 oz. . . 1.09  
1/2 x 9/16 in.  
9 M 44472—Shipping wt. 5 oz. . . 1.19  
5/8 x 1 1/16 in.  
9 M 44473—Shipping wt. 6 oz. . . 1.29  
3/4 x 3/8 in.  
9 M 44474—Shipping wt. 8 oz. . . 1.39


**11 Starter and Manifold Wrench.** Drop-forged. Chrome-plated. 12-pt. openings. 5/16 x 3/8 in. 7 1/4 in. long.  
9 M 4376—Shpg. wt. 6 oz. . . . . \$1.39

**12 Wrench Set.** One each of sizes below. Ratcheting open end turns down nut without removing wrench from work. Other end is 12-point box-end of same size. Plastic pouch.  
9 M 4490—Shpg. wt. 1 lb. . . . . Set \$5.29

Individual Wrenches				
Cat. No.	Opening	Length	Shpg. wt.	Each
9 M 43430	3/8-in.	4 1/2 in.	3 oz.	99c
9 M 43431	7/16-in.	5 1/4 in.	3 oz.	\$1.09
9 M 43432	1/2-in.	6 in.	4 oz.	1.19
9 M 43434	9/16-in.	6 3/8 in.	5 oz.	1.29
9 M 43435	5/8-in.	7 3/8 in.	8 oz.	1.39

**13 5-pc. Ratcheting Box-end Wrench Set.** One each of sizes below. For work in close, hard-to-get-at places. Alloy steel. Accurately broached 12-point openings. These wrenches are chrome-plated to resist rusting. Set comes with convenient plastic pouch.  
9 M 4388—Wt. 2 lbs. 5 oz. . . . Set \$8.49

Individual Wrenches				
Catalog Number	Size (inches)	Length (in.)	Shpg. wt.	Each
9 M 43660	1/4 x 9/16	4 1/4	6 oz.	\$1.49
9 M 43661	3/8 x 7/16	5 1/2	6 oz.	1.59
9 M 43662	1/2 x 9/16	6 3/4	9 oz.	1.79
9 M 43663	5/8 x 3/4	8	11 oz.	1.99
9 M 43664	13/16 x 7/8	9 1/4	12 oz.	2.29



**\$1199**  
3 1/2-inch jaw

### CRAFTSMAN Bench Vises

REG. U.S. PAT. OFF.

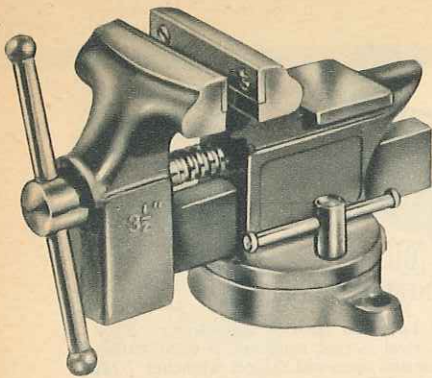
Beam encloses screw . . . can't clog

Heavy-duty steel channel. Jaws can't wobble sideways or up and down. Convenient, built-in pipe jaws. Slanted swivel locking lever, angled away from vise. Vise swivels 165° and locks tight.

Screw handle ball ends forged from handle stock . . . can't come loose. Nickel-plated handle, screw, lock nut. Fast-acting, Acme-threaded steel screw seated in replaceable malleable iron nut . . . stronger than ordinary vises. Screw protected by channel beam from chips or filings—can't clog.

Vise body is reinforced at points of strain. Hardened and tempered replaceable jaw faces. Red finish.

Catalog Number	Jaw size	Opens to	Holds pipe	Shipping weight	Price
99 M 5180C	3 1/2 inches	4 inches	1/8 to 1 1/4 inches	18 pounds	\$11.99
99 M 5181L	5 inches	6 inches	1/8 to 1 1/2 inches	42 pounds	24.99



Low-priced  
Utility  
Vise  
**\$689**

A thrifty-priced vise, perfect for the home workshop or small industrial shop. Strong, cast semi-steel body. Handle, screw and lock nut are nickel-plated for long, rust-free service. 3 1/2-in. jaws open to 3 in. Replaceable jaw faces. Built-in pipe jaws take 1/8 to 1-inch diameter pipe. Base swivels 165° . . . locks securely in any position.

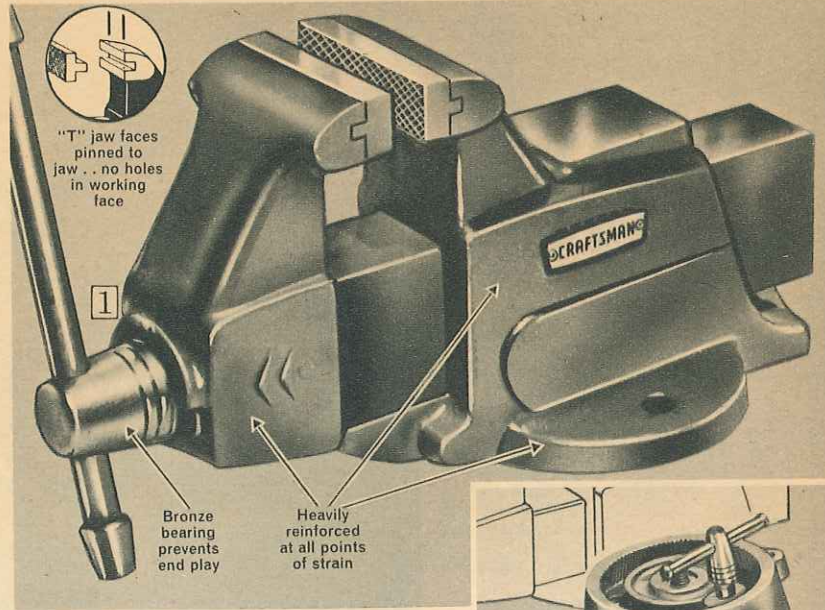
9 M 5177—Shipping weight 11 pounds. . . . . \$6.89

## CRAFTSMAN Machinists' Vises

REG. U. S. PAT. OFF.

Malleable Iron Castings . .

Unconditionally Guaranteed\*




"T" jaw faces pinned to jaw . . . no holes in working face

1

Bronze bearing prevents end play

Heavily reinforced at all points of strain



2

3 1/2-inch jaw size **\$3299**

1 Strong, malleable iron castings. Replaceable hardened tool steel jaw faces with "T" section design for precision tongue and groove fit. Pinned to casting. No screw holes, heads in work face.

Self-lubricating graphite-bronze bearing in front of the sliding jaw bears thrust of the steel screw head . . . supports screw rigidly for maximum gripping power.

Steel beam covers screw . . . keeps out dust and dirt. Steel ball-ends of handle forged from handle stock. Meets Federal Specifications GGG-V-436d.

Catalog Number	Jaw size	Opens to	Shipping weight	Price
99 M 5182K	3 1/2 inches	5 inches	32 lbs.	\$32.99
99 M 5183L	4 inches	6 inches	42 lbs.	38.99
99 M 5184L	4 1/2 inches	7 inches	48 lbs.	46.99

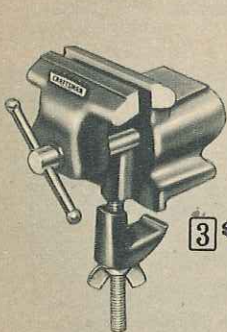
### Swivel-base Kit

2 Convert stationary-base vise to swivel-base vise. Swivels 360°. Gear-like lock-bolt locks tight. Includes: swivel base, lock-bolt, nut and handle, center bolt, washer, spacer, plug for 1 hole. Heavy-duty construction.

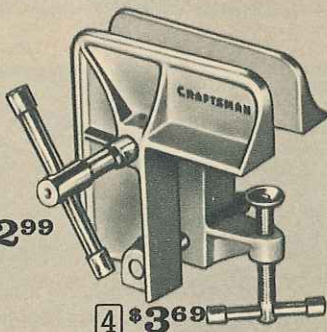
### Swivel-base Conversion Kits

Catalog Number	Fits vise	Wt.		Price
		lbs.	oz.	
9 M 5185	99M5182K	6	9	\$6.99
9 M 5186	99M5183L or 99M5184L	7	14	7.69


\*UNCONDITIONAL GUARANTEE: If casting breaks, return it and it will be replaced free of charge.




3 **\$299**



4 **\$369**



5 **\$519**



6 **\$2399**

### CRAFTSMAN Clamp Vise

3 Clamps securely to work benches up to 2 1/4 inches thick. Ideal for servicemen's auxiliary vise. 2 1/2-inch wide jaws open to 2 1/4 inches. About 7 inches high.

9 M 5246—Wt. 3 lbs. 10 oz. \$2.99

Build your order of tools from the pages of this catalog to \$20 or more and buy on Easy Terms . . . see page 98

### Woodworkers' Vises for on-job and shop use

4 CRAFTSMAN portable Woodworker's Vise. Easily carried in your tool box for on-the-job use. "L" jaws are perfect for clamping doors upright to bench for planing.

Vise's 5 1/2 x 5 1/2-inch aluminum jaws open to full 2 3/4 inches. Holes for mounting wood faces. Securely clamps to benches from 1/8 inch to 2 1/4 inches in thickness. Holds work in either vertical or horizontal position.

9 M 5202—Wt. 2 lbs. 1 oz. \$3.69

5 Woodworker's Bench Vise. Clamps tightly to hold work steady. Ideal for carpenters, cabinetmakers, model-makers.

Fits any benches up to 2 1/4 inches thick. 2 1/2 x 6 1/2-inch jaws open to 4 1/2 inches. Holes in jaw for mounting wood faces. Steel handle.

Shpg. wt. 5 lbs. 15 oz. 9 M 5187 . . . . . \$5.19

### CRAFTSMAN Woodworker's Vise

6 Just turn hardwood handle counterclockwise . . . front jaw pulls open for "free" sliding. Push jaw closed . . . quick clockwise turn of continuous-thread screw clamps work tightly. *It can't slip.*

Retractable stop in front jaws. The jaws are drilled for mounting wood faces. Steel guide rods with drag bar keep jaws aligned. Jaws are 4x10 inches. They open to full 12 inches.

Mounting is easy . . . lugs in back jaw. Template included.

Meets Federal Specifications No. GGG-V-436-d. Shipping weight 37 pounds.

99 M 5189K . . . . . \$23.99

In actual tightening tests  
**CRAFTSMAN** Ratchets  
REG. U. S. PAT. OFF.  
 were operated over  
 $\frac{1}{2}$  million times  
 without serious wear



**\$6.49**

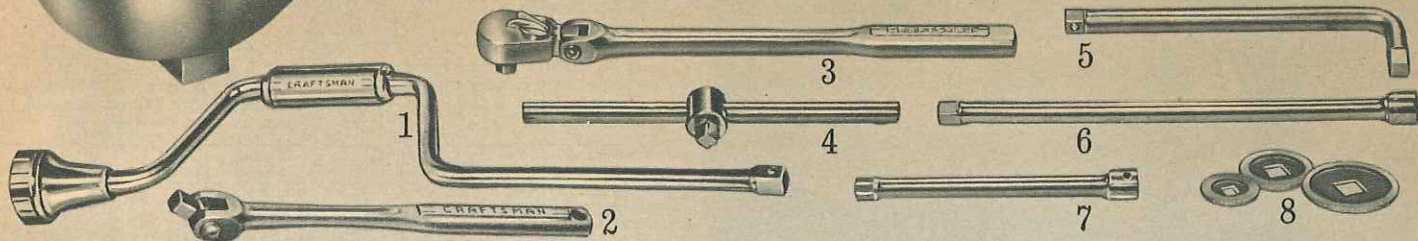
$\frac{1}{2}$ -inch drive  
 $9\frac{1}{4}$ -inch length

**GUARANTEE**

All CRAFTSMAN wrenches on this page are unconditionally guaranteed. If any item fails to give complete satisfaction, return it and it will be replaced free of charge.

CRAFTSMAN superiority was proved in factory tests under full load ( $\frac{1}{4}$ -in. at 120-in. lbs.,  $\frac{3}{8}$ -in. at 400-in. lbs.,  $\frac{1}{2}$ -in. at 1200-in. lbs.). When most leading brands had failed, CRAFTSMAN withstood over  $\frac{1}{2}$  million ratchets. Smooth, short stroke. Drop-forged, one-piece handles of "Super-Tuff" steel give strength without bulk—same quality in items (1) to (7). Push thumb lever to reverse. Chrome-nickel plated. Exceed Federal Specifications GGG-W-641d, Type III, Class 2.

Catalog Number	Sq. drive	Lgth. in.	Weight lbs. oz.	Each	Catalog Number	Sq. drive	Lgth. in.	Weight lbs. oz.	Each
9 M 4317	$\frac{1}{4}$	5 $\frac{1}{2}$	6	\$3.69	9 M 44971	$\frac{1}{2}$	15	1 10	\$7.49
9 M 4378	$\frac{3}{8}$	6 $\frac{3}{4}$	12	4.79	9 M 4480	$\frac{3}{4}$	18 $\frac{1}{2}$	5 8	13.99
9 M 44970	$\frac{1}{2}$	9 $\frac{1}{4}$	1 8	6.49					



**1 CRAFTSMAN Speeder Wrenches.** "Super-Tuff" steel. Exceed Fed. Specs. GGG-W-641d, Type III, Class 3, Style A, Design 1.

Catalog Number	Square drive	Length	Shipping weight	Each
9 M 4416	$\frac{1}{2}$ in.	18 in.	2 lbs. 4 oz.	\$3.19
*9 M 4281	$\frac{1}{4}$ in.	15 $\frac{1}{2}$ in.	9 oz.	2.19
*9 M 4427	$\frac{3}{8}$ in.	16 in.	1 lb. 2 oz.	2.29

\*No center grip †With rotating center grip

**2 CRAFTSMAN Flex Handles.** Sturdy hinged joint works at any angle, "Super-Tuff" steel. Positive stops at 0°, 45°. Exceed Fed. Specs. GGG-W-641d, Type III, Class 1.

Catalog Number	Square drive	Length	Shipping weight	Each
9 M 43523	$\frac{1}{4}$ in.	6 in.	6 oz.	\$1.79
9 M 44363	$\frac{3}{8}$ in.	10 in.	14 oz.	2.99
9 M 44201	$\frac{1}{2}$ in.	15 in.	1 lb. 11 oz.	3.79
9 M 44202	$\frac{1}{2}$ in.	18 in.	1 lb. 15 oz.	4.49
9 M 4431	$\frac{3}{4}$ in.	18 in.	4 lbs.	7.29

**3 CRAFTSMAN Flex-Head Ratchets.** Adjust from 0° to 90°. "Super-Tuff" steel.

$\frac{3}{8}$ -inch square drive. 10 $\frac{1}{2}$  inches long. Shipping weight 1 pound 2 ounces

9 M 4279.....\$5.49

$\frac{1}{2}$ -inch square drive. 16 $\frac{1}{2}$  inches long. Shipping weight 2 pounds 3 ounces

9 M 44972.....\$7.59

**4 CRAFTSMAN Slide Bar Handles.** Can be used either as "T" or "L" handles. Handy when working in tight places. "Super-Tuff" steel. Exceed Federal Specifications GGG-W-641d, Type III, Class 4.

Catalog Number	Square drive	Length	Shipping weight	Each
9 M 4354	$\frac{1}{4}$ in.	4 $\frac{1}{2}$ in.	4 oz.	\$1.19
9 M 4428	$\frac{3}{8}$ in.	8 in.	10 oz.	1.49
9 M 44150	$\frac{1}{2}$ in.	9 in.	1 lb.	1.89
9 M 44151	$\frac{1}{2}$ in.	15 in.	1 lb. 12 oz.	2.29
9 M 4443	$\frac{3}{4}$ in.	18 in.	3 lbs. 14 oz.	3.69

**5 CRAFTSMAN EII Handles.** Use with spark-plug sockets. "Super-Tuff" steel.

Catalog Number	Square drive	Length	Shipping weight	Each
9 M 4318	$\frac{3}{8}$ in.	7 in.	9 oz.	\$1.19
9 M 4402	$\frac{1}{2}$ in.	8 in.	1 lb. 1 oz.	1.19

**6 CRAFTSMAN Extension Bars.** Lock on. Exceed Federal Specifications GGG-W-641d, Type IV, Class 4. Added length eases work in tight places.

Catalog Number	Square drive	Length	Shipping weight	Each
9 M 43530	$\frac{1}{4}$ in.	3 in.	2 oz.	99c
9 M 43531	$\frac{1}{4}$ in.	6 in.	4 oz.	\$1.19
9 M 43532	$\frac{1}{4}$ in.	14 in.	6 oz.	1.79
9 M 44260	$\frac{3}{8}$ in.	3 in.	4 oz.	99c
9 M 44261	$\frac{3}{8}$ in.	6 in.	6 oz.	1.19
9 M 44262	$\frac{3}{8}$ in.	10 in.	9 oz.	1.59
9 M 44263	$\frac{3}{8}$ in.	20 in.	1 lb.	2.29
9 M 44130	$\frac{1}{2}$ in.	3 in.	6 oz.	1.19
9 M 44131	$\frac{1}{2}$ in.	6 in.	10 oz.	1.49
9 M 44132	$\frac{1}{2}$ in.	10 in.	2 lbs. 2 oz.	1.79
9 M 44134	$\frac{1}{2}$ in.	20 in.	2 lbs. 2 oz.	2.69
9 M 44141	$\frac{3}{4}$ in.	8 in.	2 lbs.	2.59
9 M 4442	$\frac{3}{4}$ in.	16 in.	4 lbs.	3.49

**7 CRAFTSMAN 6-inch Impact Extension.**  $\frac{1}{2}$ -inch square drive. Extra rugged to withstand the torque load of electric and air impact tools and impact sockets. Gives added reach in tight places.

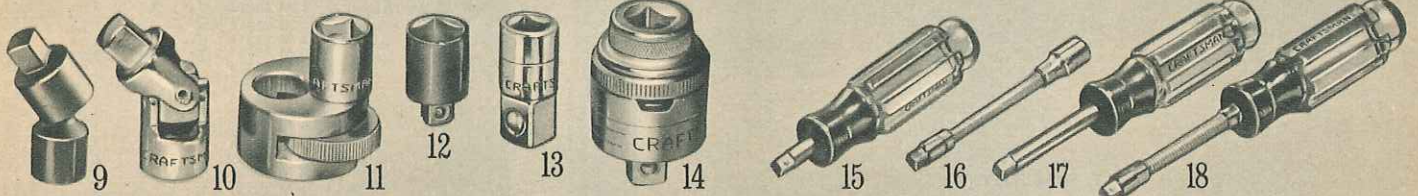
Shipping weight 12 oz.

9 M 4477.....\$1.49

**8 CRAFTSMAN Ratchet Speeder Adapters.** Fit between ratchet and socket. Spin the nut or bolt by hand without removing ratchet handle... use ratchet only for final tightening. Strong, stamped steel. Milled edges provide good, firm grip. Set includes three speeder adapters for  $\frac{1}{4}$ ,  $\frac{3}{8}$  and  $\frac{1}{2}$ -inch drive ratchets. Complete with handy plastic pouch.

Shipping weight 4 oz.

9 M 44191....Set \$1.49



**9 CRAFTSMAN Impact Universal Joints.** For electric and air impact tools. Swing up to 30 degrees.  $\frac{1}{2}$ -inch square drive.

Shipping weight 9 ounces

9 M 4412.....\$2.99

$\frac{3}{8}$ -inch square drive. Shipping weight 5 ounces

9 M 44123.....1.99

**10 CRAFTSMAN Universal Joints.** Swing up to 90 degrees. Square drive. Exceed Federal Specifications GGG-W-641d, Type IV, Class 2.

Catalog No.	Size	Shpg. wt.	Each
9 M 4280	$\frac{1}{4}$ in.	2 oz.	\$2.09
9 M 4435	$\frac{3}{8}$ in.	3 oz.	2.29
9 M 4425	$\frac{1}{2}$ in.	6 oz.	2.39

**11 CRAFTSMAN Stud Remover.** Capacity  $\frac{5}{16}$  to  $\frac{3}{4}$  inches.  $\frac{1}{2}$ -inch square drive. Can exert great strength. Removes studs easily and quickly. Shipping weight 1 lb.

9 M 4457.....\$4.49

**12 CRAFTSMAN Impact Adapter.** For electric and air impact tools and impact sockets. Converts  $\frac{3}{8}$ -in. drive to  $\frac{1}{2}$ -in. drive. Gives more versatility—lets you use same tool with either  $\frac{1}{2}$ -in. sq. drive or  $\frac{3}{8}$ -in. sq. drive sockets. Shpg. wt. 4 oz.

9 M 44124.....99c

**13 CRAFTSMAN Socket Adapters.** Change from one square drive to another.

Catalog Number	Drive size	Converts to	Shpg. wt.	Each
9 M 4256	$\frac{3}{8}$ in.	$\frac{1}{4}$ in.	2 oz.	89c
9 M 4257	$\frac{1}{2}$ in.	$\frac{3}{8}$ in.	2 oz.	89c
9 M 4258	$\frac{3}{8}$ in.	$\frac{1}{2}$ in.	3 oz.	99c
9 M 4259	$\frac{1}{2}$ in.	$\frac{3}{4}$ in.	3 oz.	99c
9 M 4271	$\frac{1}{2}$ in.	$\frac{3}{4}$ in.	8 oz.	\$1.39

**14 CRAFTSMAN Ratchet Adapter.**  $\frac{1}{2}$ -in. square drive. Reverses. Meets Fed. Spec. GGG-W-641d, Type IV, Class 5.

9 M 4474—Shpg. wt. 1 lb.....\$5.49

No Money Down on anything  
 Sears sells... see page 98

**CRAFTSMAN Flex Spinners, Extensions**

**15  $\frac{1}{4}$ -in. square drive Handle Extension.** 4 $\frac{1}{2}$  in. long. 9 M 4335—Shipping weight 4 ounces.....\$1.19


**16 Flex Extension.**  $\frac{1}{4}$ -in. square drive. Flexible cable. 4 inches long. Meets Fed. Specs. GGG-W-641d. 9 M 4336—Shipping weight 3 ounces.....\$1.59

**17 Socket Extension.** For  $\frac{1}{4}$ -inch square drive.  $\frac{1}{4}$ -inch square female socket broached in top of shockproof, easy-grip plastic handle for ratchet, flex or sliding bar handles. 6 inches long. Shipping weight 6 oz.

9 M 4337.....\$1.69

**18 6-inch Flex Spinner.** For  $\frac{1}{4}$ -inch square drive sockets and fittings. Strong, flexible steel cable. Easy-grip plastic handle. Shipping weight 5 oz.

9 M 4355.....\$2.09




# CRAFTSMAN Sockets

REG. U.S. PAT. OFF.

*..hot-forged to take 25% more stress than ordinary sockets*

All 1/2, 3/4-in. drive sockets are hot-forged for extra strength. Thinner walls, no shoulders (grip nut at full depth) . . . up to 25% lighter. Polished "Super-Tuff" steel sockets . . . heat-treated, tempered, chrome-nickel-plated (except impact sockets). Unconditional guarantee, facing page.



Use 1/2-inch drive for work in automotive, industrial and aircraft work . . . heavy-duty 3/4-in. for machinery installation, heavy equipment. Both exceed Federal Specifications GGG-W-641d, Type II, Classes 1 and 2.

### 1/2-inch square drive Sockets

Catalog Number	Size inches	Opening (points)	Shpg. wt.	Each
9 M 44054	3/16	6	4 oz.	69c
9 M 44055	1/8	6	4 oz.	69c
9 M 44056	3/16	6	4 oz.	79c
9 M 44057	1/4	6	5 oz.	79c
9 M 44221	3/16	8	4 oz.	69c
9 M 44222	1/8	8	4 oz.	69c
9 M 44223	3/16	8	4 oz.	79c
9 M 44224	1/4	8	5 oz.	79c
9 M 44225	1/2	8	5 oz.	79c
9 M 44226	3/4	8	6 oz.	89c
9 M 47501	3/16	12	4 oz.	69c
9 M 47502	1/8	12	4 oz.	69c
9 M 47503	3/16	12	4 oz.	79c
9 M 47504	1/4	12	5 oz.	79c
9 M 47505	1/2	12	5 oz.	79c
9 M 47506	3/4	12	6 oz.	79c
9 M 47507	1 1/16	12	6 oz.	79c
9 M 47508	1 1/2	12	6 oz.	89c
9 M 47509	2 1/2	12	6 oz.	89c
9 M 47511	1 1/16	12	6 oz.	89c
9 M 47512	1 1/8	12	6 oz.	89c
9 M 47513	1 1/4	12	7 oz.	89c
9 M 47514	1 1/2	12	8 oz.	\$1.09
9 M 47515	1 3/4	12	8 oz.	1.19
9 M 47516	1 7/8	12	8 oz.	1.29
9 M 47517	2	12	10 oz.	1.39

### 3/4-inch square drive Sockets (12 pt.)

Catalog Number	Size	Shipping weight	Each	
9 M 47541	3/8 in.	7 oz.	\$1.39	
9 M 47542	1/2 in.	7 oz.	1.39	
9 M 47543	1 in.	7 oz.	1.39	
9 M 47544	1 1/4 in.	8 oz.	1.49	
9 M 47545	1 1/2 in.	8 oz.	1.59	
9 M 47546	1 3/4 in.	9 oz.	1.69	
9 M 47547	1 7/8 in.	9 oz.	1.79	
9 M 47548	2 in.	12 oz.	1.89	
9 M 47549	1 3/8 in.	13 oz.	1.99	
9 M 47551	1 1/2 in.	14 oz.	2.09	
9 M 47552	1 3/4 in.	14 oz.	2.19	
9 M 47553	1 7/8 in.	1 lb.	2.39	
9 M 47554	1 11/16 in.	1 lb.	2 oz.	2.69
9 M 47555	1 3/4 in.	1 lb.	5 oz.	3.09
9 M 47556	1 7/8 in.	1 lb.	6 oz.	3.19
9 M 47557	2 in.	1 lb.	9 oz.	3.39
9 M 47558	2 in.	1 lb.	11 oz.	3.79
9 M 47559	2 1/8 in.	2 lbs.	1 oz.	4.39
9 M 47561	2 1/4 in.	2 lbs.	3 oz.	4.59
9 M 47562	2 3/4 in.	2 lbs.	6 oz.	4.99
9 M 47563	2 7/8 in.	2 lbs.	10 oz.	5.39

### DIFFERENT SOCKET TYPES



Use on hex nuts and bolts. Heavier walls. Better grip on rounded corners.

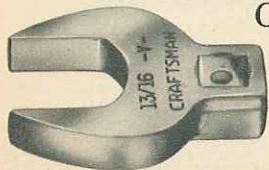


For square nuts only (farm machinery and equipment). A must for farm mechanics.




For use on standard hex nuts and cap screws. More turning positions than other types.

## Convenient Crow-foot Wrenches



Use in tight places you can't reach with ordinary wrenches and sockets. Chrome plated. Use with 3/8-in. drive extension bars, flex handles or any 3/8-in. drive accessory tool.

9 M 43620	3/8 in.	2 oz.	\$1.39
9 M 43621	1/2 in.	2 oz.	1.39
9 M 43622	3/4 in.	3 oz.	1.39
9 M 43623	7/8 in.	3 oz.	1.49
9 M 43624	1 in.	4 oz.	1.49
9 M 43625	1 1/16 in.	4 oz.	1.59
9 M 43626	1 1/8 in.	4 oz.	1.59
9 M 43627	1 1/4 in.	5 oz.	1.69
9 M 43628	1 1/2 in.	5 oz.	1.79
9 M 43629	1 in.	6 oz.	1.89



## CRAFTSMAN Impact Sockets

**1** Regular Sockets. For electric or air impact tools. Hot-forged "Super-Tuff" steel . . . black oxide finish. 6-point openings. Exceed Fed. Specs. GGG-W-660, Type I, Class I, Style A.

3/8-inch square drive Sockets (6 pt.). Shipping weight each 6 ounces.

9 M 47571	3/16 in.	69c
9 M 47572	1/8 in.	69c
9 M 47573	3/16 in.	69c
9 M 47574	1/4 in.	69c
9 M 47575	1/2 in.	69c
9 M 47576	3/4 in.	69c
9 M 47577	1 in.	69c

1/2-inch square drive Sockets (6 pt.). Shipping weight each 8 ounces.

9 M 44001	3/8 in.	69c
9 M 44002	1/2 in.	69c
9 M 44003	3/4 in.	79c
9 M 44004	1 in.	79c
9 M 44005	1 1/8 in.	79c
9 M 44006	1 1/4 in.	79c
9 M 44007	1 1/2 in.	89c
9 M 44008	1 3/4 in.	89c
9 M 44009	1 7/8 in.	99c
9 M 44010	2 in.	1.09
9 M 44011	2 1/4 in.	1.09

**2** Double-end Reversible Socket. For any 3/8-in. drive electric or air impact tool with an extended spindle or an impact extension bar on a short-spindle tool. "Super-Tuff" steel . . . black oxide finish. 3/4-in., 6-pt. opening at one end; 1 1/8-in., 6-point opening at other end. Designed for tire and wheel work. 9 M 4410—Shpg. wt. 9 oz. . . \$1.69

**3** Medium and Extra-deep Sockets. For electric and air impact tools. "Super-Tuff" steel . . . black oxide finish. 6 point. Exceed Fed. Specs. GGG-W-660, Type I, Class I, Style B.

3/8-in. sq. drive Medium-deep Sockets. Shipping weight each 7 ounces.

9 M 47581	3/16 in.	79c
9 M 47582	1/8 in.	79c
9 M 47583	3/16 in.	89c
9 M 47584	1/4 in.	89c
9 M 47585	1/2 in.	89c
9 M 47586	3/4 in.	89c
9 M 47587	1 in.	89c

1/2-in. sq. drive Extra-deep Sockets. Shipping weight each 14 ounces.

9 M 47590	3/8 in.	\$1.19
9 M 47591	1/2 in.	\$1.29
9 M 47592	3/4 in.	1.29
9 M 47593	1 in.	1.29
9 M 47594	1 1/8 in.	1.39
9 M 47595	1 1/4 in.	1.39
9 M 47596	1 1/2 in.	1.69
9 M 47597	1 3/4 in.	1.69
9 M 47598	1 7/8 in.	1.69
9 M 47599	2 in.	1.79



## CRAFTSMAN

REG. U.S. PAT. OFF.

### 1/4 and 3/8-inch square-drive Sockets



1/4-in. square drive. For ignition, appliance work. Hot-broached. Chrome-plated. Exceed Fed. Specs. GGG-W-641d, Type II, Cl. 1, 2.

3/8-inch square drive. For medium duty, confined areas. Hot-broached. Chrome-plated. Exceed same Fed. Specs. as 1/4-inch drive at left.

Catalog Number	Size inches	Points	Wt. oz.	Each
9 M 43490	5/16	6	2	39c
9 M 43491	3/8	6	2	39c
9 M 43492	7/16	6	2	39c
9 M 43493	1/2	6	2	39c
9 M 43494	9/16	6	2	39c
9 M 43495	5/8	6	3	39c
9 M 43496	11/16	6	3	39c
9 M 43497	3/4	6	3	39c
9 M 43498	7/8	6	3	39c
9 M 43499	1 1/8	6	4	39c
9 M 43608	5/16	12	2	39c
9 M 43609	3/8	12	2	39c
9 M 43601	1/2	12	2	39c
9 M 43602	9/16	12	2	39c
9 M 43603	5/8	12	3	39c
9 M 43604	11/16	12	3	39c
9 M 43605	3/4	12	3	39c
9 M 43606	7/8	12	3	39c
9 M 43607	1 1/8	12	4	39c


Catalog Number	Size inches	Points	Wt. oz.	Each
9 M 43511	3/8	8	2	39c
9 M 43512	1/2	8	2	39c

Catalog Number	Size inches	Points	Wt. oz.	Each
9 M 43001	3/8	6	3	69c
9 M 43002	1/2	6	3	69c
9 M 43003	3/4	6	3	69c
9 M 43004	1 in.	6	3	69c
9 M 43005	1 1/8	6	4	69c
9 M 43006	1 1/4	6	4	69c
9 M 43007	1 1/2	6	4	69c
9 M 43008	1 3/4	6	5	69c
9 M 44331	3/8	12	3	69c
9 M 44332	1/2	12	3	69c
9 M 44333	3/4	12	3	69c
9 M 44334	1 in.	12	3	69c
9 M 44335	1 1/8	12	4	69c
9 M 44336	1 1/4	12	4	69c
9 M 44337	1 1/2	12	4	69c
9 M 44338	1 3/4	12	5	69c

Catalog Number	Size inches	Points	Wt. oz.	Each
9 M 44341	3/8	8	2	69c
9 M 44342	1/2	8	2	69c
9 M 44343	3/4	8	3	69c
9 M 44344	1 in.	8	3	69c
9 M 44345	1 1/8	8	3	69c

## CRAFTSMAN Extra-deep Sockets

REG. U.S. PAT. OFF.



1/2-inch square drive Sockets. 12-point openings. Exceed Fed. Specs. GGG-W-641d, Type II, Class 2, Style B.

Catalog No.	Size	Shpg. wt.	Each
9 M 47521	1/2 in.	6 oz.	\$1.29
9 M 47522	3/4 in.	6 oz.	1.29
9 M 47523	5/8 in.	6 oz.	1.29
9 M 47524	1 1/8 in.	7 oz.	1.39
9 M 47525	3/4 in.	7 oz.	1.39
9 M 47526	5/8 in.	8 oz.	1.49
9 M 47527	1 1/8 in.	8 oz.	1.59
9 M 47528	7/8 in.	8 oz.	1.69
9 M 47529	1 1/8 in.	9 oz.	1.69
9 M 47531	1 in.	10 oz.	1.79
9 M 47532	1 1/8 in.	12 oz.	1.89
9 M 47533	1 1/4 in.	12 oz.	1.99

### 3/8-in. square drive Sockets.

Catalog No.	Inches	Points	Wt.	Each
9 M 43310	3/8	12	3 oz.	99c
9 M 43311	1/2	12	3 oz.	99c
9 M 43312	3/4	12	3 oz.	\$1.09
9 M 43313	1 in.	12	3 oz.	1.09
9 M 43314	1 1/8	12	4 oz.	1.19
9 M 43315	1 1/4	12	4 oz.	1.19
9 M 43316	1 1/2	12	4 oz.	1.29
9 M 43317	1 3/4	12	5 oz.	1.29
9 M 43318	1 7/8	12	5 oz.	1.29
9 M 43319	2	12	6 oz.	1.29
9 M 43320	3/8	6	3 oz.	99c
9 M 43321	1/2	6	3 oz.	99c
9 M 43322	3/4	6	3 oz.	\$1.09
9 M 43323	1 in.	6	3 oz.	\$1.09
9 M 43324	1 1/8	6	3 oz.	1.09
9 M 43325	1 1/4	6	4 oz.	1.19
9 M 43326	1 1/2	6	4 oz.	1.19
9 M 43327	1 3/4	6	4 oz.	1.19
9 M 43328	1 7/8	6	5 oz.	1.29
9 M 43329	2	6	5 oz.	1.29
9 M 43330	3/8	6	5 oz.	1.29
9 M 43331	1/2	6	5 oz.	1.29
9 M 43332	3/4	6	5 oz.	1.29
9 M 43333	1 in.	6	5 oz.	1.29
9 M 43334	1 1/8	6	5 oz.	1.29
9 M 43335	1 1/4	6	5 oz.	1.29
9 M 43336	1 1/2	6	5 oz.	1.29
9 M 43337	1 3/4	6	5 oz.	1.29
9 M 43338	1 7/8	6	5 oz.	1.29
9 M 43339	2	6	5 oz.	1.29


1/4-inch square drive 2-in. Sockets. Thin walls; deeply broached teeth.

Catalog No.	Size	Opening	Wt.	Each
9 M 43571	3/16 in.	6 pt.	2 oz.	69c
9 M 43572	1/8 in.	6 pt.	2 oz.	69c
9 M 43573	3/16 in.	6 pt.	2 oz.	69c
9 M 43574	1/4 in.	6 pt.	2 oz.	69c
9 M 43575	5/16 in.	6 pt.	2 oz.	69c
9 M 43576	3/8 in.	6 pt.	2 oz.	79c
9 M 43577	1/2 in.	6 pt.	2 oz.	79c
9 M 43578	5/8 in.	6 pt.	2 oz.	79c
9 M 43579	3/4 in.	6 pt.	4 oz.	79c
9 M 43581	1 1/2 in.	12 pt.	3 oz.	69c
9 M 43582	1 3/4 in.	12 pt.	3 oz.	69c
9 M 43583	1 7/8 in.	12 pt.	3 oz.	69c
9 M 43584	2 in.	12 pt.	3 oz.	69c
9 M 43585	1 1/2 in.	12 pt.	3 oz.	69c
9 M 43586	1 3/4 in.	12 pt.	3 oz.	79c
9 M 43587	1 7/8 in.	12 pt.	3 oz.	79c
9 M 43588	2 in.	12 pt.	4 oz.	79c
9 M 43579</				

**Spark Plug Holding Socket with rubber insert**



**CRAFTSMAN.** For installation, removal of hard-to-get-at spark plugs. Helps protect porcelain against breakage. Chrome-plated alloy steel.  $1\frac{3}{8}$ -in. 12-pt. openings. Hex plug on drive end for use with open-end, box-end or adjustable wrenches.  
9M43315— $\frac{3}{8}$ -in. drive, Wt. 6 oz. \$1.49  
9M44245— $\frac{1}{2}$ -in. drive, Wt. 6 oz. 1.49



**CRAFTSMAN 8-piece Flexible Socket Set**

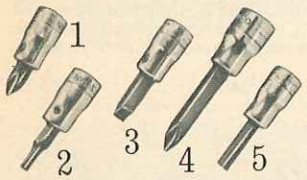
$\frac{3}{8}$ -inch square drive. Exceeds Federal Specifications GGG-W-641d, Type II, Class 4. 12-pt. openings, universal joints.  $\frac{3}{8}$ ,  $\frac{7}{16}$ ,  $\frac{1}{2}$ ,  $\frac{9}{16}$ ,  $\frac{5}{8}$ ,  $\frac{11}{16}$ ,  $\frac{3}{4}$ -inch. Metal box included. Shipping weight 1 lb. 9 oz.  
9 M 43812.....Set \$13.49

**Individual Flexible Sockets . . .  $\frac{3}{8}$ -inch square drive**



**CRAFTSMAN.** Rugged "Super Tuff" molybdenum alloy steel. Universal joints stay rigid at any angle. 6-point sockets have heavier walls. 12-point sockets double the number of turning positions.

Catalog Number	Size inches	Points	Shpg. wt.	Each
9 M 43252	$\frac{3}{8}$	12	4 oz.	\$2.09
9 M 43253	$\frac{7}{16}$	12	4 oz.	2.09
9 M 43254	$\frac{1}{2}$	12	4 oz.	2.09
9 M 43255	$\frac{9}{16}$	12	4 oz.	2.09
9 M 43256	$\frac{5}{8}$	12	4 oz.	2.09
9 M 43257	$\frac{11}{16}$	12	4 oz.	2.09
9 M 43258	$\frac{3}{4}$	12	5 oz.	2.09
9 M 43261	$\frac{3}{8}$	6	4 oz.	2.09
9 M 43262	$\frac{7}{16}$	6	4 oz.	2.09
9 M 43263	$\frac{1}{2}$	6	4 oz.	2.09
9 M 43264	$\frac{9}{16}$	6	4 oz.	2.09
9 M 43265	$\frac{5}{8}$	6	5 oz.	2.09
9 M 43266	$\frac{11}{16}$	6	5 oz.	2.09
9 M 43267	$\frac{3}{4}$	6	5 oz.	2.09



**CRAFTSMAN Bits and Hex Wrenches**

- Phillips-type Bits.  $\frac{1}{4}$ -in. sq. drive.  $1\frac{1}{2}$  in. long. Wt. 2 oz.  
9 M 42681—No. 1.....99c  
9 M 42682—No. 2.....99c
- Clutch Head Bits. Type A.  $\frac{1}{4}$ -in. square drive. Wt. 2 oz.  
9 M 42671— $\frac{1}{2}$  inch.....99c  
9 M 42672— $\frac{1}{4}$  inch.....99c  
9 M 42673— $\frac{3}{16}$  inch.....99c
- Screwdriver Bits.  $\frac{1}{4}$ -in. sq. drive.  $1\frac{1}{4}$  in. long. Wt. 2 oz.  
9 M 42691—.030 inches.....89c  
9 M 42692—.039 inches.....89c
- Phillips-type Bits.  $\frac{3}{8}$ -inch square drive. Wt. 4 oz.  
9 M 44371—No. 2.....\$1.19  
9 M 44372—No. 3.....1.19  
9 M 44373—No. 4.....1.19
- Hex Setscrew Wrenches.  $\frac{1}{4}$ -in. sq. drive. Shpg. wt. 3 oz.  
9 M 42701— $\frac{3}{16}$  inch.....79c  
9 M 42702— $\frac{1}{2}$  inch.....79c  
9 M 42703— $\frac{1}{4}$  inch.....79c  
9 M 42704— $\frac{5}{16}$  inch.....79c  
9 M 42705— $\frac{3}{8}$  inch.....79c

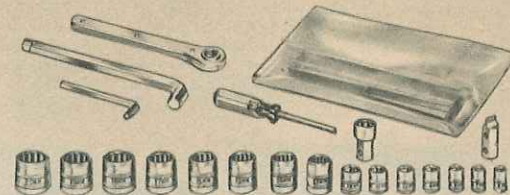
**Service foreign cars (except English make) with CRAFTSMAN Metric Socket-Wrench Sets—all unconditionally guaranteed**

**28 pieces—our most complete Metric Socket-Wrench Set**

**\$34<sup>99</sup>** with steel tool box

$\frac{1}{2}$ -inch square drive. Hot-forged thin-wall sockets are chrome-plated to resist rust. Set includes nine 12-point sockets (9 to 22 mm), two extension bars (6 and 10-inch), one 18-inch speeder, 15-inch flex handle, crossbar, one  $9\frac{3}{4}$ -inch ratchet wrench, six box-end and six open-end wrenches (6x8 to 17x19 mm). Strong heavy-duty steel tool box included.

9 M 44094—Shipping weight 13 pounds.....Set \$34.99



**21-piece Budget-Priced Metric Socket Set \$5<sup>99</sup>**

$\frac{1}{2}$ -in. hex-drive, zinc-plated carbon steel parts.  $7\frac{3}{4}$ -in. ell handle;  $\frac{1}{2}$ -in. hex drive ratchet; adapter; eight 12-pt. sockets (13 to 20 mm);  $\frac{1}{2}$ -in. hex to  $\frac{3}{8}$ -in. square adapter.  $\frac{1}{4}$ -in. hex-drive, zinc-plated carbon steel parts. 4-in. ell handle.  $5\frac{3}{4}$ -in. spinner handle; seven 6-pt. sockets (6 to 12 mm). Set comes in plastic pouch. NOT CRAFTSMAN.  
9 M 46273—Shipping weight 2 lbs. 13 oz.....Set \$5.99



**9-piece Metric Socket Sets**


**\$6<sup>49</sup>**  $\frac{1}{2}$ -in. drive  
**\$5<sup>99</sup>**  $\frac{3}{8}$ -in. drive  
 $\frac{3}{8}$ -in. square drive. Eight 12-pt. sockets (9, 10, 12, 13, 14, 15, 17 and 19mm). Complete with metal tray. Shipping weight 13 oz.  
9 M 43484.....Set \$6.49  
9 M 4347.....Set \$5.99

$\frac{1}{2}$ -inch square drive. Same sizes as in set at right. Wt. 1 lb. 5 oz.  
9 M 43484.....Set \$6.49

**Individual Metric Sockets**

Low as **49c**

**CRAFTSMAN.** Hot-forged "Super Tuff" alloy steel; chrome-plated for rust resistance. Deeply broached teeth for positive grip. Thin wall construction lets you get into tight places.



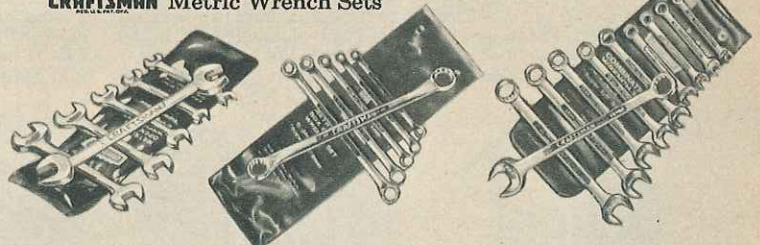
**15-piece Metric Socket Set \$10<sup>99</sup>**

$\frac{1}{4}$ -inch square drive. Set includes eight 6-point sockets (4 mm to 11 mm). One  $5\frac{1}{2}$ -inch ratchet wrench. One 6-inch flex handle. Crossbar. Two extensions (3-inch and 6-inch). One  $4\frac{1}{2}$ -inch slide bar. Set comes complete with rugged metal box and plastic insert tray.  
Shipping weight 1 pound 10 ounces.  
9 M 44143.....Set \$10.99

**UNCONDITIONAL GUARANTEE**

All CRAFTSMAN wrenches and sockets on these two pages are unconditionally guaranteed. If any item fails to give complete satisfaction, return it, and it will be replaced free of charge.

**CRAFTSMAN Metric Wrench Sets**



**6-pc. Open-end Set.** Same quality and sizes as 9M42951 at right. Accurately broached jaw openings. For all imported cars (except English). Plastic pouch. Shpg. wt. 1 lb. 3 oz.  
9 M 44501.....Set \$6.49

**6-pc. Box-end Set.** Countersunk 12-pt. openings. For all imported cars (except English). 6x8, 7x9, 10x11, 12x14, 13x15 and 17x19 mm. Complete with plastic pouch. Shpg. wt. 1 lb. 5 oz.  
9 M 42951.....Set \$7.49

**Combination 10-pc. Set.** Open-end and 12-pt. box-end openings. For imported cars (except English). Sizes 6,8,9,10,12,13, 14, 15, 17, 19 mm. Plastic pouch included. Shpg. wt. 1 lb. 15 oz.  
9 M 42911.....Set \$11.49

**CRAFTSMAN Individual Metric Wrenches**


SIZE	OPEN END		
	Catalog No.	Wt.	Each
6x8MM	9 M 44502	2 oz.	89c
7x9MM	9 M 44503	2 oz.	89c
10x11MM	9 M 44504	3 oz.	99c
12x14MM	9 M 44506	5 oz.	\$1.09
13x15MM	9 M 44507	6 oz.	1.29
17x19MM	9 M 44508	8 oz.	1.39
22x24MM	9 M 44509	9 oz.	1.99

SIZE	BOX END		
	Catalog No.	Wt.	Each
6x8MM	9 M 42952	3 oz.	\$1.09
7x9MM	9 M 42953	3 oz.	1.09
10x11MM	9 M 42954	4 oz.	1.19
12x14MM	9 M 42956	5 oz.	1.29
13x15MM	9 M 42957	6 oz.	1.39
17x19MM	9 M 42958	7 oz.	1.59
22x24MM	9 M 42959	8 oz.	1.99

**CRAFTSMAN Combination Metric Wrenches**

SIZE	Catalog No.	Wt.	
		Each	Set
6MM	9 M 42910	2 oz.	99c
7MM	9 M 42911	2 oz.	99c
8MM	9 M 42912	2 oz.	99c
9MM	9 M 42913	3 oz.	99c
10MM	9 M 42914	3 oz.	\$1.09
11MM	9 M 42915	4 oz.	1.09
12MM	9 M 42916	4 oz.	1.19
13MM	9 M 42917	4 oz.	1.19
14MM	9 M 42918	5 oz.	1.29
15MM	9 M 42919	7 oz.	1.39
17MM	9 M 42920	8 oz.	1.49
19MM	9 M 42921	9 oz.	1.69
22MM	9 M 42922	11 oz.	1.99
24MM	9 M 42923	14 oz.	2.09




**CRAFTSMAN**  
7-piece Nut Driver Set with hardened sockets

Exceeds Fed. Specs. GGG-W-641d. Shockproof plastic handles; hollow shanks. Fit hex nuts. Chrome-plated, 1 each of sizes below. Plastic pouch. Shipping weight 2 lbs. 9 M 4196.....Set \$7.19 Individual Nut Drivers. Shipping weight each 7 oz.


Catalog Number	Size in.	Nut size	Each
9 M 41970	3/16	2-3	\$1.09
9 M 41971	1/4	4	1.09
9 M 41972	5/16	5-6	1.09
9 M 41973	11/32	8	1.09
9 M 41974	3/8	10	1.19
9 M 41975	7/16	12 1/4	1.19
9 M 41976	1/2	3/8	1.19

**GUARANTEE**  
CRAFTSMAN Tools are unconditionally guaranteed to be free from defects in materials or workmanship. Any tool that fails to give complete satisfaction will be replaced free of charge upon return.




**CRAFTSMAN 10-pc. Socket Wrench Set**

3/8-inch square drive. Carefully selected to give you the pieces you need for small jobs around the house. Ideal for home mechanics for work on autos, motorcycles, outboard motors, lawn mowers, power tools and other mechanical equipment. Thin socket side walls help get in close places. Precision broached, non-slip openings. Made of "Super-Tuff" steel then hardened and heat-treated. 10 piece set includes: seven 12-point sockets (sizes 3/8, 7/16, 1/2, 9/16, 5/8, 11/16 and 3/4 in.); 10-inch flex handle; crossbar and metal tool box 10 1/2 x 2 1/4 x 1 1/2 in. 9 M 4395—Shipping wt. 2 lbs. 3 oz.....Set \$7.49



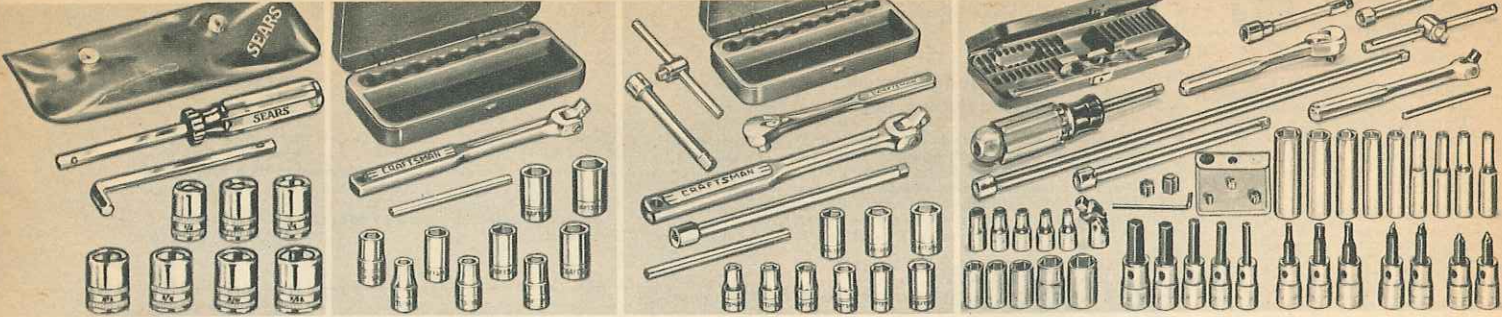
**CRAFTSMAN 17-pc. Socket Wrench Set**

3/8-inch square drive. Especially popular in aircraft and automotive factories yet handy for the home craftsman also. "Super-Tuff" alloy steel; tempered, heat treated for strength. Thin, strong socket walls for getting into tight places. Each socket is deep enough to assure a non-slip hold. 17 piece set includes: seven 12-point sockets (3/8 to 3/4 in.); 3 extensions (3, 6, 10 in.); reversible ratchet; 7 1/2 in. slide-bar handle; 16-in. speeder; 10 in. flex handle; crossbar; universal joint; rugged steel tool box 19 3/4 x 6 1/4 x 3 3/8 in. 9 M 4397—Shipping wt. 8 lbs. 6 oz.....Set \$20.99



**CRAFTSMAN 10-pc. Deep Socket Set**

3/8-inch square drive. Makes it easier to get at hard-to-reach nuts. 6-pt. sockets, 2 1/2 inches deep. Set includes nine sockets (3/8, 7/16, 1/2, 9/16, 5/8, 11/16, 3/4, 13/16 and 7/8-inch)—plus metal tray. Tray has convenient side-lip for hanging on side of tool chest or drawer. Shpg. wt. 2 lbs. 4 oz. 9 M 43156.....\$9.49



**10-pc. Socket Set**

1/4-inch hexagonal drive. Low priced set made of durable high-carbon steel. Parts include: 5 3/4-in. spinner handle; 4-inch "L" handle; five 6-point sockets (1/4 to 7/16 in.); and 2 square sockets (1/4 and 5/16 inch). Metal tray. Plastic pouch. Shpg. wt. set 10 oz. 9 M 46252.....Set \$1.19

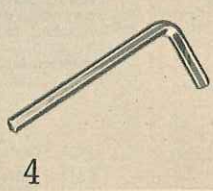
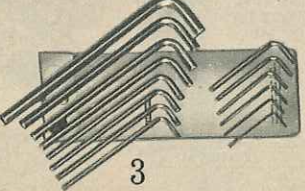
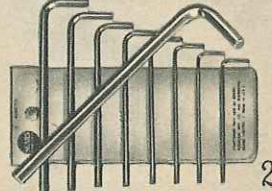
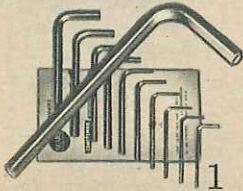
**CRAFTSMAN Midget Socket Wrench Sets**

12-piece Set. 1/4-inch square drive. For ignition repairs, light electrical work. Made of "Super-Tuff" alloy-steel—heat treated, tempered. Includes: nine 6-point sockets (3/16 to 1/2 inch); flex handle and crossbar. Built to give extra-long life—durability. In handy metal box. Wt. 1 lb. 1 oz. 9 M 44062.....Set \$5.19

16-piece Set. 1/4-inch square drive. A more complete set. "Super-Tuff" alloy-steel. For ignition, light electrical work. Includes: nine 6-pt. sockets—3/16, 7/32, 1/4, 9/32, 5/16, 11/32, 3/8, 7/16 and 1/2 in.; reversible ratchet; flex handle; crossbar. With 2 extensions—3 and 6 inch. Slide-bar handle. Metal box. Shpg. wt. 1 lb. 11 oz. 9 M 44146.....Set \$9.99

**CRAFTSMAN 48-piece Socket Wrench Set**

1/4-inch square drive. Ten 6-pt. sockets (5/32 to 1/2 in.); nine 6-pt. deep sockets (3/16 to 1/2 in.); reversible ratchet; flex handle; crossbar; slide bar handle; 6-in. handle extension; three extensions (3, 6, 14 in.); 4-in. flex extension; 5/64-in. setscrew wrench; five hex wrench sockets (3/16 to 3/8 in.); two Phillips screwdriver-bit sockets (nos. 1 and 2); three clutch-head-bit sockets (5/32 to 5/16 in.); two screwdriver bit sockets; universal joint; five magnetic socket inserts. In handy metal box. 9 M 4439—Shpg. wt. 6 lbs.....Set \$34.99



**CRAFTSMAN Setscrew Wrench Sets**

Rugged alloy-steel with rust-resistant finish. Chamfered ends. Wrenches marked on shanks. Designed for use at either end. Plastic pouch included.

- 1 11-piece Short-arm Set. .050, 1/16, 5/64, 3/32, 7/64, 1/8, 9/64, 5/32, 3/16, 1/32 and 1/4 inch. 9 M 46693—Shipping weight 6 ounces.....Set 49c
- 2 9-piece Long-arm Set. 5/64, 3/32, 7/64, 1/8, 9/64, 5/32, 3/16, 1/32 and 1/4 inch. 9 M 46673—Shipping weight 7 ounces.....Set 59c
- 3 14-piece Combination Set. Short-arm: .050, 1/16, 5/64, 3/32, 7/64, 9/64-in. Long-arm: 7/64, 1/8, 9/64, 5/32, 3/16, 1/32, 1/4 and 5/16 in. 9 M 46683—Shipping weight 11 ounces...Set \$1.09

**4 CRAFTSMAN Short-arm Setscrew Wrenches. Corrosion-resistant finish. Chamfered ends. Use at either end.**

Catalog No.	Size	Wt.	Price	Catalog No.	Size	Wt.	Price
9 M 28130	.050	1 oz.	10c	9 M 28181	9/64	1 oz.	10c
9 M 28132	1/16	1 oz.	10c	9 M 28136	5/64	1 oz.	10c
9 M 28133	5/64	1 oz.	10c	9 M 28137	3/32	1 oz.	10c
9 M 28134	3/64	1 oz.	10c	9 M 28138	7/64	2 oz.	10c
9 M 28180	7/32	1 oz.	10c	9 M 28139	1/4	2 oz.	10c
9 M 28135	1/8	1 oz.	10c				

**CRAFTSMAN Long-arm Setscrew Wrenches. (Not shown.)**

Catalog No.	Size	Wt.	Price	Catalog No.	Size	Wt.	Price
9 M 28170	5/64	1 oz.	10c	9 M 28174	3/16	2 oz.	15c
9 M 28171	3/32	1 oz.	10c	9 M 28175	7/32	3 oz.	15c
9 M 28185	7/64	1 oz.	10c	9 M 28176	1/4	3 oz.	15c
9 M 28172	1/8	1 oz.	10c	9 M 28177	5/16	5 oz.	25c
9 M 28186	9/64	1 oz.	10c	9 M 28178	3/8	7 oz.	39c
9 M 28173	5/32	1 oz.	10c	9 M 28179	1/2	12 oz.	59c

**5 Socket Setscrews. Wt. each 1 oz.**

Catalog No.	Diam.	Length	Threads	Price
9 M 28091..	#6	1/4	.32.	10c
9 M 28092..	#8	3/16	.32.	10c
9 M 28093..	#10	1/4	.24.	10c
9 M 28094..	#10	1/4	.32.	10c
9 M 28095..	1/4	1/4	.20.	10c
9 M 28096..	1/4	1/2	.20.	10c
9 M 28097..	5/16	5/16	.18.	10c
9 M 28098..	5/16	1/2	.18.	10c
9 M 28099..	3/8	3/8	.16.	10c

**6 9-in-1 Steel Setscrew Wrench Set. Sizes. 050 to 3/16 in.**

9 M 46281—Wt. 6 oz...Set \$1.29

**9-in-1 Steel Setscrew Wrench Set. 9 sizes: 5/64 to 1/4 in.**

9 M 46282—Wt. 8 oz..Set \$1.39



# If a tool in any **CRAFTSMAN** Set breaks

REG. U.S. PAT. OFF.

## 87-piece Set

# \$55.00

with tool box

Comes complete with 1/4, 3/8 and 1/2-inch drive parts

Outstanding performance . . . true mechanical craftsmanship . . . perfection in every detail. Additional 3/8-in. drive also gives you more torque in tight places. Handle any job from ignition work to jobs on automobile, farm equipment. Socket and ratchets are all CRAFTSMAN quality. All 1/2-inch drive sockets are hot-forged. Exceed Fed. Specs. GGG-W-641d, GGG-W-636c.


**1/4-in. sq. drive parts.** Nine 6-pt. sockets (3/16 to 1/2 in.); 6-in. flex handle, 6-inch extension bar; metal box.

**3/8-in. square drive parts.** Seven 12-pt. sockets (3/8 to 3/4 in.); 3/16-in. spark plug socket; reversible ratchet; 10-in. flex handle; 3-inch extension bar; 1/4-inch socket adapter.

**1/2-in. sq. drive parts.** Twelve 12-pt. sockets (1/16 to 1 1/4 in.); 3 extra deep sockets (3/8, 3/4, 7/8 in.); 9 3/4-in. reversible ratchet; 15-inch flex handle; 6-inch extension bar.

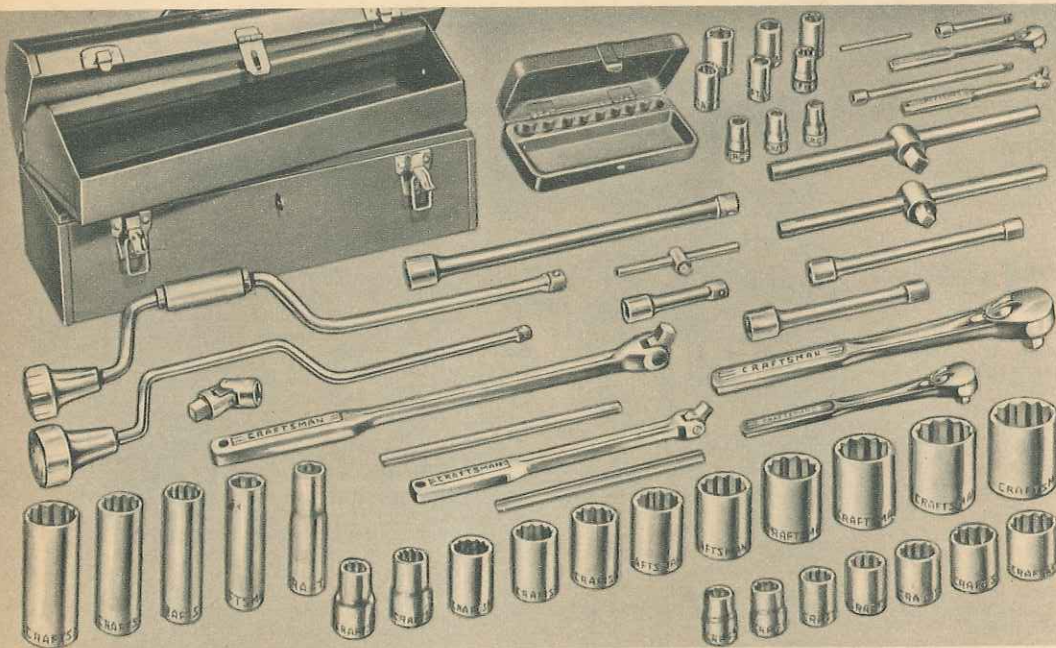
**Miscellaneous Tools:** 5 open end wrenches (3/8x7/16 to 3/4x1/2-in.); 8 midget comb. ignition wrenches (1 3/64x1 1/32 to 3/8x7/16-in.); 9-pc. hex key set; 3 screwdrivers (3/16x4, 1/4x6-in. and No. 2 Phillips); 1/2-in. cold chisel; 3/32-in. pin punch; 3/8-in. center punch; hacksaw; 10 hacksaw blades; 5-pc. magnetic socket insert set; 18x8x9-inch steel tool box with tray.

99 M 3305K—Wt. 26 lbs. . . . . \$55.00



### UNCONDITIONAL GUARANTEE:

If any CRAFTSMAN tool in the professional sets shown on these pages fails to give you complete satisfaction, return it, and it will be replaced free of charge.



## 55-piece Tool Set . . . 1/4, 3/8 and 1/2-inch drives \$55.99

with tool box

Parts are high CRAFTSMAN quality. Exceed Fed. Specs. GGG-W-641d, GGG-W-636c.

**1/4-in. square drive parts.** Nine 6-point sockets (3/16, 1/8, 1/4, 5/16, 3/8, 1/2, 5/8, 3/4, 7/8, 1 in.); 2 extensions (3, 6 in.); reversible ratchet; 4 1/2-inch slide bar handle; 6-inch flex handle; crossbar; midget box.

**3/8-in. square drive parts.** Seven 12-point sockets (3/8 to 3/4 in.); five 12-point deep sockets (7/16, 1/2, 9/16, 5/8, 1 1/16 in.); two extensions (3 and 6 inches); reversible ratchet; 16-inch speeder; 8-inch slide bar handle; 10-inch

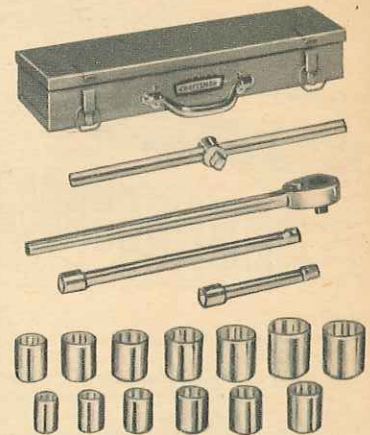
flex handle and crossbar.

**1/2-inch square drive parts.** 11 forged 12-point sockets (1/2 to 1 1/2 inch); 2 extensions (6, 10 inches); reversible ratchet; 18-inch speeder; 9-inch slide bar handle; 15-inch flex handle; crossbar; universal joint. This set comes in a sturdy 19 3/4x7x8-inch steel tool box.

99 M 44036K—Shpg. wt. 26 lbs. . . . . Set \$55.99

Same as set above, but without tool box.

99 M 44037C—Shpg. wt. 16 lbs. . . . . Set 51.99



## 18-piece Set . . .

### 3/4-inch drive

# \$52.99

with tool box

For heavy equipment maintenance or for use in garages and auto shops. Sockets hot forged, heat-treated and tempered for tremendous strength. Chrome plated. Exceed Fed. Specs. GGG-W-641d.



Set includes thirteen 12-point sockets (1 1/16, 1 1/8, 1 1/4, 1 5/16, 1 3/8, 1 7/16, 1 1/2, 1 5/8, 1 11/16, 1 3/4, 1 13/16, 1 7/8 and 2 inches).

Two extensions (8, 16-inch). Reversible ratchet. 18-inch slide bar handle. Complete with steel box.

Shipping weight 33 pounds.  
99 M 4631K . . . . . Set \$52.99

we'll replace it free of charge

Sears sets contain only one quality—the best. Size of set determines price



**CRAFTSMAN 117-piece Tool Set**

REG. U.S. PAT. OFF.

1/4, 3/8 and 1/2-inch drive parts  
.. plus selected hand tools **\$91.99** without tool chest

1/4-in. square drive: Nine 6-point sockets (3/16 to 1/2-in.); reversible ratchet; 6-in. flex handle; crossbar.

3/8-in. sq. drive: Five 8-pt. sockets (1/4 to 1/2-in.); seven 12-pt. sockets (3/8 to 3/4-in.); 3 extensions (3, 6 and 10-in.); 16-in. speeder; 10-in. flex handle; crossbar; 8-in. slide bar handle; reversible ratchet; universal joint.

1/2-inch sq. drive: Thirteen 12-point sockets (1/8 to 1 1/4-in.); five 8-point sockets (3/8 to 3/4-in.); 3 extensions (3, 6, 10-in.); 18-in. speeder; 15-in. flex handle; crossbar; 9-in. slide bar handle; rev. ratchet; universal joint.

Misc. Tools: 11 hex key wrenches; 6 open-end and 6 long box-end wrenches (3/8x1/16 to 1 1/2x1-in.); 3 short box-end wrenches (3/8x1/16 to 3/4x3/4-in.); 5-pc. punch, chisel set; 3 screwdrivers (4, 6, 8-in.); 8-pc. combination ignition wrench set; 3-pc. ratchet-speeder adapter; 12-oz. ball-pein hammer; hacksaw with 10 extra blades. Chest (26x11 3/4x10 in.), lock, 2 keys. 99 M 43458K2—117-piece Set and tool chest. Shpg. wt. 66 lbs. . . . . Set \$115.95  
99 M 43385K—117-piece Tool Set only. Shipping weight 29 lbs. . . . . Set 91.99

Unconditional Guarantee on page 91.  
Also see page 90 for socket features

**CRAFTSMAN**  
REG. U.S. PAT. OFF.

**155-pc. Tool Set**

1/4, 3/8 and 1/2-inch drive parts  
.. selected hand tools  
plus more special sockets

**\$129.95** without cabinet

1/4-in. sq. drive: Nine 6-pt. sockets (3/16 to 1/2-in.); reversible ratchet; 6-in. flex handle; crossbar; two extensions (3, 6-in.); 4 1/2-in. slide bar. Metal box.

3/8-in. square drive: Five 8-pt. sockets (1/4 to 1/2-in.); seven 12-pt. sockets (3/8 to 3/4-in.); seven 12-pt. extra-deep sockets (3/8, 7/16, 1/2, 9/16, 5/8, 11/16, 3/4-in.); two 12-pt. flexible sockets (1/2 and 9/16-in.); three extensions (3, 6, 10-in.); 16-in. speeder wrench; 10-in. flex handle; crossbar; 8-in. slide bar handle; reversible ratchet; universal joint; 1 1/8-in. spark-plug holding socket.

1/2-in. sq. drive: Thirteen 12-pt. sockets (1/8 to 1 1/4-in.); five 8-pt. sockets (3/8 to 3/4-in.); eleven 12-pt. deep spark-plug sockets (1/2 to 1 1/2-in.); four extensions (3, 6, 10, 20-in.); 15-in. flex handle; crossbar; 9-in. slide bar handle; 18-in. speeder wrench; reversible ratchet; universal joint.

Misc. Tools: Wrenches: 6 open-end (3/8x1/16 to 1 1/2x1-in.); 6 long box-end (3/8x7/16 to 1 1/2x1-in.); 3 short box-end (3/8x1/16 to 5/8x3/4-in.); 4 tappet (3/8x1/16 to 3/4x7/8-in.); 11 hex keys; 10-in. locking plier; 8-in. adjustable-end wrench; 5-pc. punch and chisel set; 15-pc. hex die set; 16-in. pry bar; 3 screwdrivers (4, 6, 8-in.); 2 ball-pein hammers (8, 12-oz.); hacksaw with 10 extra blades; 3-drawer roller cabinet (26 3/8x17 3/4x32 in.) with ball-bearing casters. 99M43468N2—Wt. 135 lbs. Set \$175.95 99M43395L—No cabinet. Wt. 41 lbs. Set \$129.95

Our biggest  
**CRAFTSMAN**  
 REG. U. S. PAT. OFF.  
 Tool Set

1/4, 3/8, 1/2 and 3/4-inch  
 drive parts . .

*plus*

more special sockets  
 and tools than in any  
 other set we sell

215 pieces  
 in all

**\$214<sup>95</sup>**  
without  
 cabinet




**UNCONDITIONAL  
 GUARANTEE**

If any CRAFTSMAN tool in the professional  
 sets shown on these pages fails to give you  
 complete satisfaction, return it, and it will be  
 replaced free of charge.

*No Money Down on  
 anything Sears sells*

SEE PAGE 98 FOR DETAILS



A truly complete set for the professional man  
 . . yet, it's perfect for the home mechanic, too

All parts made of "Super-Tuff" steel, then heat-treated, tempered, chrome plated. 1/2, 3/4-inch drive sockets hot forged. Ratchets forged in 1-piece. Extra large tension balls on extensions. See pages 86, 89, 90 for features.

**1/4-inch square drive parts.** Nine 6-pt. sockets (3/16 to 1/2-in.); reversible ratchet; 6-inch flex handle; crossbar; 2 extensions (3 and 6-inch); 4 1/2-in. slide bar handle; 6-inch metal box with hinged cover.

**3/8-inch square drive parts.** Five 8-pt. sockets (1/2 to 1 1/2-in.); eight 12-pt. sockets (3/8 to 1 1/4-in.); eight 12-pt. extra-deep sockets (3/8 to 1 1/4-in.); seven 12-pt. flexible sockets (3/8 to 3/4-in.); three extensions (3, 6, 10-inch); 16-inch speeder wrench; 10-inch flex handle; crossbar; 8-inch slide bar handle; reversible ratchet, universal joint and No. 2 Phillips bit.

**1/2-inch square drive parts.** Fourteen 12-pt. sockets (7/16 to 1 1/4-in.); five 8-pt. sockets (1/2 to 3/4-in.); twelve 12-pt. deep sockets (3/8 to 1 1/4-in.); four extensions (3, 6, 10, 20-inch); 15-inch flex handle; crossbar; 9-inch slide bar handle; 18-inch speeder wrench; reversible ratchet; stud remover and universal joint.


**3/4-in. sq. drive parts.** Eight 12-pt. sockets (1 1/16 to 1 1/2-in.); 8-inch extension; 18-inch slide bar handle.

**Other Tool Sets:** 11-pc. hex key set; 8-pc. long box-end wrench set; 4-pc. midjet box-end wrench set; 6-pc. combination wrench set; 9-pc. open-end wrench set; 7-pc. screwdriver set (4, 6, 8-inch; Phillips Nos. 1, 2, 3; stubby); 12-pc. punch, chisel set; 15-pc. hex die set; 3-pc. ratchet speeder adapter set.

**Miscellaneous Tools.** Three short box-end wrenches; four tappet wrenches (3/8x7/16 to 3/4x7/8-in.); line-up punch; offset screwdriver; 12-inch pickup tool; arc-joint pliers; 6-inch long-nose pliers; 7-inch diagonal pliers; brake spring pliers; cotter key extractor. Brake adjusting tool; 3/8x7/16 and 1/2x9/16-inch ratchet box-end wrenches; rolling wedge bar; hack saw with ten extra 10-inch blades; 10-inch locking plier wrench; 8-inch adjustable-end wrench; 8 and 12-oz. ball-pein hammers.

**Heavy-duty Roller Cabinet** included . . . made of heavy-gauge sheet steel, reinforced at corners and ends. Rolls easily on heavy-duty ball-bearing, 3-inch casters. Cabinet has 3 drawers and large bottom compartment. Sliding front panel, with cylinder lock and keys, covers bottom compartment and locks drawers.

99 M 46306N2—Shipping wt. 158 lbs. . . Set \$259.95  
 99 M 46326L—No cabinet. Wt. 64 lbs. . . Set 214.95

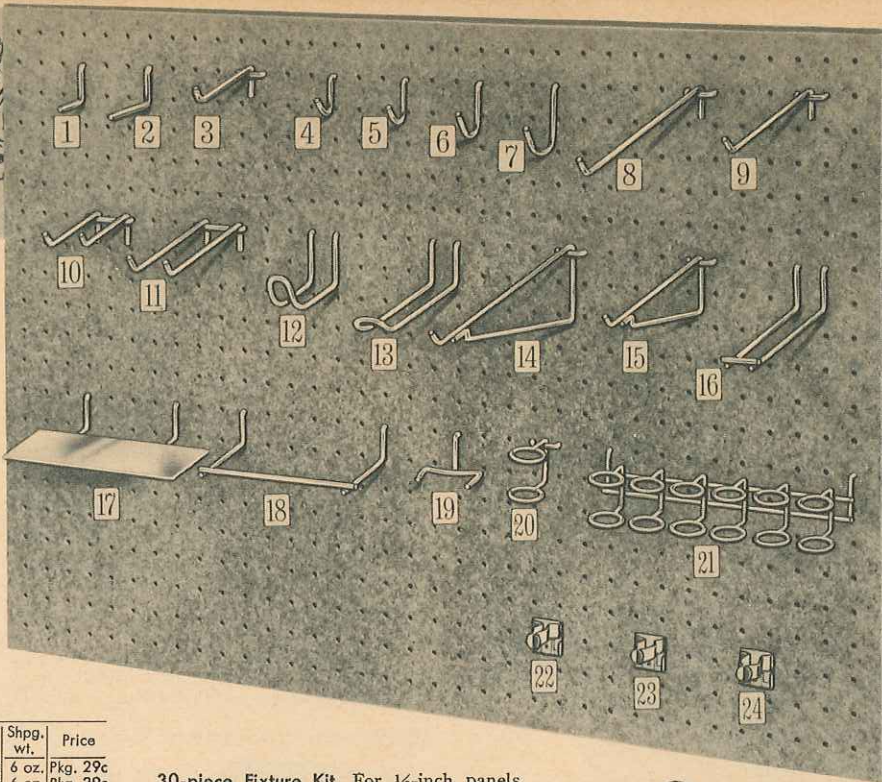


## Keep tools right at hand .. but never in your way

Walls and doors become useful storage space with Perforated Board and Metal Fixtures .. work areas stay clear .. tools hang in easy reach.

You put wasted space to use .. gain extra working area you never thought you had. You find what you want when you want it—in one easy-to-find place.

Specially designed fixtures anchor securely .. let you arrange tools and household utensils neatly. Edges on saws, planes and other cutting tools get better protection. Panels hold fixtures listed below. Install them anywhere .. in the closet, garage, kitchen or workshop. See at right for panels.



	Catalog Number	Description	Size	Quantity	Shpg. wt.	Price
(1)	9 M 7531	Hooks—Straight	Small—1-in.	Pkg. of 10	6 oz.	Pkg. 29c
(2)	9 M 7532	Hooks—Straight	Med.—1½-in.	Pkg. of 9	6 oz.	Pkg. 29c
(3)	9 M 7533	Hooks—Straight	Large—2-in.	Pkg. of 3	5 oz.	Pkg. 29c
(4)	9 M 7534	Loops	Small	Pkg. of 10	5 oz.	Pkg. 29c
(5)	9 M 7535	Loops	Medium	Pkg. of 9	6 oz.	Pkg. 29c
(6)	9 M 7536	Loops	Large	Pkg. of 6	5 oz.	Pkg. 29c
(7)	9 M 7537Y	Loops	Extra Large	Pkg. of 5	5 oz.	Pkg. 29c
(8)	9 M 7544	Straight Single Hook	6 inch	1 only	3 oz.	Ea. 10c
(9)	9 M 7545	Straight Single Hook	4 inch	1 only	3 oz.	Ea. 9c
(10)	9 M 7550	Straight Double Hook	1½x2 in.	1 only	3 oz.	Ea. 10c
(11)	9 M 7551	Straight Double Hook	1½x4 in.	1 only	3 oz.	Ea. 10c
(12)	9 M 7542	Curved Double Hook	3 inch	1 only	3 oz.	Ea. 10c
(13)	9 M 7543	Curved Double Hook	4½ inch	1 only	3 oz.	Ea. 10c
(14)	9 M 7540	Shelf Bracket	8 inch	1 only	4 oz.	Ea. 15c
(15)	9 M 7541	Shelf Bracket	6 inch	1 only	4 oz.	Ea. 15c
(16)	9 M 7549	Shelf Support	4½ inch	1 only	3 oz.	Ea. 10c
(17)	9 M 7548	Metal Shelf	3x6 in.	1 only	6 oz.	Ea. 39c
(18)	9 M 7546	Hang Bar	2½x6 inch	1 only	4 oz.	Ea. 15c
(19)	9 M 7553Y	Plier Holder		Pkg. of 4	4 oz.	Pkg. 29c
(20)	9 M 7557	Single Tool Holders	1 lg.; 2 sml.	Pkg. of 3	4 oz.	Pkg. 29c
(21)	9 M 7547	6-hole Tool Holder		1 only	7 oz.	Ea. 49c
(22)	9 M 7558	Spring Clips	Small	Pkg. of 2	4 oz.	Pkg. 29c
(23)	9 M 7560	Spring Clips	Medium	Pkg. of 2	4 oz.	Pkg. 29c
(24)	9 M 7559	Spring Clips	Large	Pkg. of 2	4 oz.	Pkg. 29c

**30-piece Fixture Kit.** For ½-inch panels. 18 single-prong hooks, 2 double-prong hooks, 4 loop hooks, 4 spring clips, 1 multi-tool holder and 1 plier holder. Mounting screws and spacers included.

9 M 7563—Shpg. wt. 1 lb. 4 oz. .... Kit \$1.99

**19-pc. Fixture Kit.** For ½-in. panels. Mounting screws and spacers included.

9 M 7556—Shpg. wt. 12 oz. .... Kit 79c

**Tempered Hardboard Perforated Panel.** ¼ inch thick; holes 1 inch apart. 2x4 ft. 64 M 89751L—Shpg. wt. 10 lbs.\* ..... \$1.09

**Standard Perforated Panel.** 2x4 ft. x ½ in. 64 M 89851L—Shpg. wt. 10 lbs.\* ..... 74c

**Mounting Hardware Set.** Two each of screws, spacers and anchors.

9 M 7538—Shpg. wt. 3 oz. .... Set 29c

\*Per postal regulations.



**Workshop Dispenser.** Keeps nails, screws or small parts together. Easy to use .. you turn to exactly what you want without opening jars first.

Twelve 4-ounce glass jars are mounted on red enameled steel frame. Entire frame pivots on black enameled steel bracket. Comes complete with mounting screws.

9 M 7203—Wt. 4 lbs. 2 oz. .... \$2.59

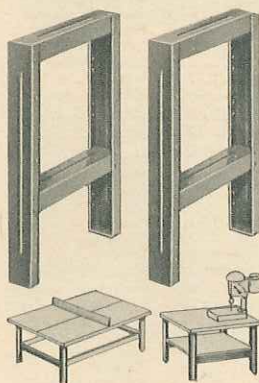
## CRAFTSMAN All-purpose Bench Legs

Heavy-gauge steel gives strong support **\$10.99** set

A quick, low-priced way to make your own workbench, table, power tool stand, Ping-Pong table, corner cabinet, wall-length bench.

Set includes four heavy-duty 32½-inch high legs, four 20¼-inch crossbeams; complete with nuts, bolts and detailed instructions. All items above need one set of legs except wall-length bench and corner cabinet, which require two or more sets of legs.

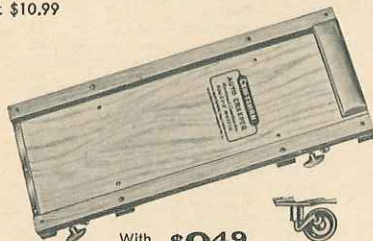
Shipping weight 28 pounds.  
99 M 1022K ..... Set \$10.99



**Fender Cover \$4.99**

Heavy duty. Keeps car fender clean as you work — protects it from dropped tools. Vinyl plastic, laminated to non-slip sponge rubber back. Grease-proof, battery-acid-proof. Trough holds tools right where you need them. Overall size 40x26 inches.

Shipping wt. 3 lbs.  
9 M 45484 ..... \$4.99



## CRAFTSMAN Auto Creeper

Rolls easily, pivots in any direction .. even on rough, uneven floors. 4 plate-type angle casters with sturdy 2½-inch wheels. Hardwood body with weather-resistant clear lacquer finish.

Simulated leather headrest is padded for added comfort. Wipes clean easily with a damp cloth. 36x16 in. overall.

Shipping weight 13 pounds.  
99 M 4548L ..... \$9.49

## CRAFTSMAN Work Bench

Without Power Strip **\$65.99**

2x5-ft. top is 1 inch thick; flakeboard core, tempered hardboard top, bottom. Steel crossbraced frame; open back, 33½ in. high; legs adjust ¼ in. Hinged door; tumbler lock, keys .. hides 2 big shelves. Five 16¼x15¼x4¼-in. drawers with channel slides. Without power strip. Unassembled.

99 M 10264N9—Wt. 159 lbs. ... \$65.99

Bench only. Unassembled. (See page 3 for drawers, shelves, door).

Shipping weight 100 pounds.  
99 M 10265N2 ..... \$33.99

## 2x5-ft. Industrial Bench

Without drawers **\$26.99**

Strong, sturdy—stands rough shop use. Steel legs, feet, cross rails, shelf give strong, solid support. 32½ inches high. Laminated 1-inch-thick top .. flakeboard core with tempered hardboard top and bottom. Bench holds 2 drawers (not incl.—see page 3 for drawers 99M10327C). Unassembled.

99 M 10271N2—Wt. 82 lbs. ... \$26.99

## 24-inch Power Strip

25 Adds convenience to your workshop—by putting your electrical outlets where you need them. 3 independent sets of outlets, switches, safety lights. One 15-ampere safety fuse. Sleek, modern aluminum styling. 110-120-v. A.C. UL listed.

9 M 2135—Wt. 2 lbs. 6 oz. .... \$9.99




**SHIPPING NOTE:** Items marked "N" (as 99 M 10271N2) sent freight (rail or truck) or express.

# SEE-INTO CABINETS

Keep even smallest odds and ends handy

Each has clear plastic drawers with dividers that lock tightly in place. Tab on drawer end helps prevent spilling. Cabinets stack neatly, solidly. Index tabs included. Use anywhere in the home, office or shop.



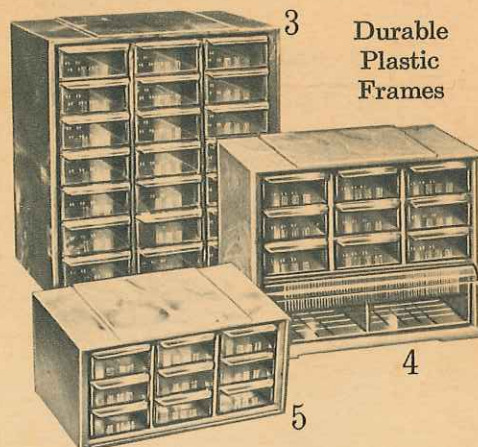
48 drawers . . steel frame

**\$1299**

1 Almost 1000 cubic inches of drawer space . . stores a workshop of small items with ease. Easy to carry to work area . . lip on drawer end helps prevent spilling. Welded steel frame won't sway or become lopsided. Gray, baked-enamel hammertone finish is easy to keep clean . . just wipe with damp cloth.

Keyhole slots are provided for wall mounting. Drawer measurements: 2 3/4 x 5 3/4 x 1 1/4 in. Over-all measurements: 13x6x18 inches. 99 M 65374C—Shpg. wt. 15 lbs. . . . . \$12.99

18-drawer Cabinet. Same as (1) above but over-all measurements: 9x10x6 inches. 9 M 65376—Shpg. wt. 4 lbs. 14 oz. . . . . \$4.99



Durable Plastic Frames

21 drawers **\$499** | 10 drawers **\$369** | 9 drawers **\$279**

High-impact, styrene-plastic frames, break resistant. Drawer measurements: 2 3/4 x 5 3/4 x 1 1/4 inches.

3 21-drawer. Movable dividers. Ebony-onyx color. Over-all measurements: 9 3/4 x 6 1/4 x 10 3/8 inches. 9 M 65375—Shipping weight 4 lbs. 5 oz. . . . . \$4.99


4 10-drawer. With 9 small drawers, 1 jumbo drawer (5 3/4 x 8 3/4 x 2 3/8 inches). White-onyx color. Over-all measurements: 9 3/4 x 6 3/8 x 7 1/2 in. 9 M 65372—Shipping weight 3 lbs. 1 oz. . . . . \$3.69

5 9-drawer. Each has a divider. Over-all measurements: 9 3/4 x 6 1/4 x 5 inches. White-onyx color. 9 M 6537—Shipping weight 2 lbs. 6 oz. . . . . \$2.79

12 drawers . . steel frame

2 You can store large items, even small tools in these 2-inch deep drawers. And you get lasting service from the sturdy steel frame that's welded to stay rigid and strong.

Gray, hammertone enamel finish resists chipping and scratching. It's baked on extra tough. Wipes clean quickly with a damp cloth. Convenient keyhole slots are provided for hanging cabinet on wall so all items are within easy reach. Drawer measurements: 2 3/4 x 5 3/4 x 2 in. high. Over-all measurements: 9x10x6 in. 9 M 65381—Shpg. wt. 4 lbs. 9 oz. . . . . \$4.99



16-drawer Industrial-duty Cabinet

**\$1799**

Virtually indestructible, high-impact, red opaque plastic drawers. 2 full-width dividers per drawer; 5 notched full-width and 1 lengthwise divider per cabinet. 17 1/2 x 11 x 10 1/4 in. steel frame. Gray color. 99 M 65378C—Shpg. wt. 17 lbs. . . . . \$17.99

## No Money Down on anything Sears sells

Up to 18 months to pay on anything you buy at Sears

Up to 24 months to pay on: Arc Welders Power Tools Power Edgers

Minimum purchase to open an account \$20. Minimum "add-on" purchase \$5. Use table below.

If total Cash Price (plus any sales tax and shpg. charge, less any deposit) amounts to	We shall add for Credit Price	Amount payable monthly is
Up to \$10.00	10%	
\$10.01 to 12.50	\$1.25	\$3.00
12.51 to 15.00	1.50	
15.01 to 20.00	2.00	
20.01 to 25.00	2.50	4.00
25.01 to 30.00	3.00	
30.01 to 35.00	3.50	
35.01 to 40.00	4.00	5.00
40.01 to 45.00	4.50	
45.01 to 50.00	5.00	
50.01 to 60.00	6.00	6.00
60.01 to 70.00	7.00	7.00
70.01 to 80.00	8.00	8.00
80.01 to 90.00	9.00	8.50
90.01 to 100.00	10.00	9.00
100.01 to 110.00	11.00	10.00
110.01 to 120.00	12.00	10.00
120.01 to 130.00	13.00	10.00
130.01 to 140.00	14.00	11.00

Ask for terms over \$140.00

Use table below

If total Cash Price (plus any sales tax and shpg. charge, less any deposit) amounts to	We shall add for Credit Price	Amount payable monthly is
\$50.01 to \$55.00	\$6.50	\$5.00
55.01 to 60.00	7.00	5.00
60.01 to 65.00	7.50	5.00
65.01 to 70.00	8.00	5.00
70.01 to 80.00	10.00	5.00
80.01 to 90.00	12.00	5.00
90.01 to 100.00	14.00	5.00
100.01 to 110.00	15.00	6.00
110.01 to 120.00	17.00	6.50
120.01 to 130.00	19.00	7.00
130.01 to 140.00	21.00	7.50
140.01 to 160.00	24.00	8.00
160.01 to 180.00	28.00	9.00
180.01 to 200.00	32.00	9.50
200.01 to 220.00	35.00	10.50
220.01 to 240.00	38.50	11.50
240.01 to 260.00	41.50	12.50
260.01 to 280.00	45.00	13.50
280.01 to 300.00	48.00	14.00
300.01 to 320.00	51.00	15.00
320.01 to 340.00	54.50	16.00

Ask for terms over \$340.00

Important Note on Prices: We reserve the right to change the price on any item in this catalog should the Federal, State or Local governments increase by taxes or otherwise the cost or selling price of any item in this book . . . we reserve the right to add such taxes or other increases of cost to the prices shown. Prices shown are for continental U.S. only. (Because of transportation costs, prices in your Sears, Roebuck and Co. retail store may vary slightly from the prices shown in this catalog.)

### SEARS GUARANTEE

We guarantee that every article in this catalog is accurately described and illustrated. If for any reason whatever you are not satisfied with any article purchased from us, we want you to return it to us. We will exchange it for exactly what you want, or will return your money.

SEARS, ROEBUCK AND CO.


## GENERAL INDEX

Abrasives . . . . . 28, 29, 32, 44	Instruction Manuals . . . . . 33	Saw Blades, Circular . . . . . 8, 9
Adhesives . . . . . 61	Jig Saws, Blades . . . . . 15	Saws, Hand . . . . . 64, 65, 73
Automotive Tools . . . . . 84, 85	Jointer-Planers . . . . . 12	Sawhorse Brackets . . . . . 65
Axes . . . . . 64	Knives, Knife Sets . . . . . 66, 77	Screwdrivers . . . . . 76, 77, 80, 84
Band Saws . . . . . 14	Lathes, Metal, Accessories 20-23	Scrubbers . . . . . 77
Battery Tools . . . . . 85	Lathes, Wood, Accessories. 13	Sewer Rods . . . . . 59
Benchmarks, Power Tool . . . . . 33, 97	Levels . . . . . 67, 70, 71	Shaper, Cutters . . . . . 16
Bench Saws, Accessories. 2, 4-7	Lineshafts, Accessories . . . . . 35	Sharpeners, Saw . . . . . 9
Bits, for Wood, Metal . . . . . 44, 68	Lights, Tool Bench . . . . . 33	Sharpening Stones . . . . . 60
Blow Torches . . . . . 56	Linoleum Knife . . . . . 66	Snips . . . . . 79
Body and Fender Tools . . . . . 85	Lubricants . . . . . 61	Sockets, Socket
Braces . . . . . 85	Machine Oils . . . . . 61	Wrenches . . . . . 89-95
Brake Tools . . . . . 85	Magnets . . . . . 73	Soldering Irons,
Bricklayers' Tools . . . . . 72	Magnifying Glass . . . . . 75	Guns . . . . . 57, 77
Cable Stripper . . . . . 78	Mandrels . . . . . 35	Speed Indicator . . . . . 74
Calipers . . . . . 75, 76	Masonry Tools . . . . . 72	Squares . . . . . 69, 75
Cement Tools . . . . . 72	Micrometers . . . . . 75	Stands for Drills . . . . . 43
Chisels . . . . . 60, 81	Miter Boxes . . . . . 65	Staplers . . . . . 62
Clamps . . . . . 60, 74	Molding Cutter Head, Bits . . . . . 10	Star Drills . . . . . 81
Compasses . . . . . 67	Motors, Accessories . . . . . 36, 37	Starters, Motor . . . . . 37
Coiler Key Extractor . . . . . 80	Motors, Replacement . . . . . 36	Steel Letters . . . . . 56
Creepers . . . . . 97	Paint Scraper . . . . . 66	Stencil Sets . . . . . 56
Cross Rim Wrench . . . . . 85	Pickup Tools . . . . . 73	Stocks . . . . . 59
Cutting Nippers . . . . . 77-79	Pipe-threading Tools . . . . . 66	Surveying Instruments . . . . . 70, 71
Dado Sets . . . . . 10	Planes . . . . . 13	Switches, Electrical . . . . . 37
Dial Test Indicators . . . . . 74	Planer-Molder . . . . . 13	Tap and Die Sets . . . . . 82, 83
Die Sets . . . . . 59, 82, 83	Planers . . . . . 47	Tapes . . . . . 69
Dispenser . . . . . 97	Plasterers' Tools . . . . . 72	Thread-cutting
Drill Attachments, Electric . . . . . 45	Pliers . . . . . 77-79, 85	Tools . . . . . 59, 82, 83
Drill Presses;	Plumbers' Tools . . . . . 58, 59	Tire Tools . . . . . 84, 85
Accessories . . . . . 18, 19, 23	Plumb Line . . . . . 69	Tool Board, Perforated . . . . . 97
Drills, Elec., Accessories. 43-46	Polishers . . . . . 50, 51, 53	Tool Boxes,
Drills, Hand . . . . . 68	Polishing Equipment . . . . . 28-32	Cabinets . . . . . 98, 99, 100
Dry-wall Tools . . . . . 72	Pouches . . . . . 81	Tool Holders . . . . . 81
Edger, Lawn . . . . . 38	Power Strip . . . . . 97	Tool Stands . . . . . 3, 33
Electric Hand Saws . . . . . 54, 55	Powr-Pak . . . . . 33	Torque Wrench . . . . . 84
Electrical Accessories . . . . . 31	Precision Tools . . . . . 74-77	Transits . . . . . 70, 71
Files . . . . . 73, 85	Propane Torches . . . . . 56	Trimmers, Hedge . . . . . 38
Flaring Tools . . . . . 58	Protractors . . . . . 74, 75	Trimmers, Lawn . . . . . 38
Flexible Shafts . . . . . 31	Pulleys . . . . . 35	Trowels . . . . . 72
Floor Model Saw . . . . . 5	Punches . . . . . 67, 76, 81	Tubing Tools . . . . . 58
Force Cups . . . . . 59	Radial-arm Saws;	Tweezers . . . . . 77, 79
Gauges . . . . . 67, 74, 75, 76, 84	Accessories . . . . . 2-4	Vacuum Cleaners; Accessories. 11
Gear Puller . . . . . 85	Rasplane . . . . . 66	V-Belts . . . . . 35
Gem Makers; Accessories . . . . . 34	Rivet Tools . . . . . 62	V-Blocks . . . . . 74
Glass Cutters . . . . . 67	Rivets . . . . . 63	Vises . . . . . 59, 77, 88
Glues, other Adhesives . . . . . 29, 61	Rotary Cutter . . . . . 39	Welders, Arc;
Grinders;	Router, Portable;	Accessories . . . . . 24, 25, 27
Grinding Wheels . . . . . 30-32, 39	Accessories . . . . . 39	Welding Equipment;
Hack Saws, Hand; Blades . . . . . 73	Rules . . . . . 69-74	Oxy-Acetylene . . . . . 26, 27
Hack Saws, Power . . . . . 17	Sabre Saws; Blades . . . . . 48-49	Wire Brushes . . . . . 68
Hammers . . . . . 63	Safety Goggles . . . . . 31	Work Benches . . . . . 97
Hatchets . . . . . 64	Sanding Equipment. 28, 29, 50-53	Wrecking Bars . . . . . 63
Hoists . . . . . 83	Sanders; Sander-Polishers. 50-52	Wrenches . . . . . 59, 77, 86, 87, 90
Impact Tool; Accessories. 46, 47	Sander, Belt and Disc . . . . . 16	

# CRAFTSMAN TOOL BOXES..

REG. U.S. PAT. OFF.

- Resist denting because sides, top and bottom are heavy gauge steel
- Rigid corners electrically welded with strong cap-end construction
- Extra-strong tray supports welded to front, back and sides of box
- Heavy piano-type hinges are full-length for strength and rigidity
- Watershed lip covers hinges to keep out rain... keep tools dry
- Steel top-handles are all Plastisol-coated for a comfortable grip



**\$7<sup>99</sup>**

20x8½x9½ inches

## CRAFTSMAN Mechanic's Tool Box

REG. U.S. PAT. OFF.

Lab tests prove the toughness of this tool box. Weighted with 100 lbs., lifted and set down 40,000 times, it still showed no signs of damage. Sides, top and bottom are heavy, 22-gauge steel.

Full-length piano hinge. Watershed lip keeps tools dry. One-piece draw bolts. Plastisol-coated handle is comfortable to grip. Partitioned tote tray has tubular steel handle. Corners electrically welded with super-strong

cap-end construction. 20x8½x9½ in. Gray, baked-enamel finish. Hasp, padlock eye.


99 M 6512C—Shpg. wt. 12 lbs..\$7.99

Same as 99 M 6512C above, but 18x8x9 in. No partition in tote tray. 99 M 6500C—Shpg. wt. 11 lbs..\$6.79

As 99 M 6500C above, but 17x7½ in., combination drawbolt, padlock eye. 9 M 65013—Wt. 7 lbs. 4 oz..\$5.19



**1 \$10<sup>99</sup>**



**2 \$16<sup>99</sup>**



**3 \$29<sup>99</sup>**

7 drawers



**4 \$37<sup>99</sup>**

3 drawers

## CRAFTSMAN Mechanic's and Machinist's Chests

**1** 2-drawer Mechanic's Chest. Perfect for service, repair men as well as mechanics. 20x8½x9½ in.

Each drawer 2¼ in. deep. Full-suspension drawer slides, center pulls. Two 1-pc. draw-bolts, staple bolt, lock hasp. Plastisol-coated steel handle. Baked-enamel finish. Shipping weight 17 pounds.

99 M 65334C.....\$10.99

**3** Machinist's 7-drawer Chest. 20x8½x13½ in. Five 8¾-in. wide, two full-width felt-lined drawers. Front panel. Lock. Two keys.

99 M 6522K—Wt. 30 lbs..\$29.99

**8** drawers. As above, but 26½ in. wide. Five 8¾-in. wide drawers, two full-width, one 5½ in. drawer.

99 M 65224K—Wt. 39 lbs..\$37.99

**2** Mechanic's 2-drawer Chest.

With handy tote tray. 20x8½x9½ in. Drawers each 18x8x2¼ inches. Lock when cover is closed.

Full-width drawer pulls. Plastisol-coated steel handle. Full-width piano hinge on cover. 1-pc. drawbolts. Baked-enamel finish. Tote tray: 19¼x7¼x1½ in. Lock. 2 keys.

99 M 65336C—Wt. 19 lbs..\$16.99

**4** 3-drawer Mechanic's Chest. 26x12x14½ in. Tote tray 18½x7¼x1½ in. Drawers 1½, 2½, 4 in. deep. Full width drawer pulls. Lock and 2 keys included.

99 M 65252L—Wt. 54 lbs..\$37.99

**2** drawers. As above, but 26x10x11½ in. Drawers 2½, 3½ in. deep.

99 M 65232K—Wt. 37 lbs..\$27.99

## Mechanic's Heavy-duty Tool Box

**\$16<sup>99</sup>**

**5** Takes tools up to 24 in. long. Holds over 150 sockets and parts. Divided tote tray. Handle on top and on each end. Two 1-pc. drawbolts. Center lock, 2 keys. 24¼x9½x9½ inches. Baked-enamel finish. Wt. 22 lbs.

99 M 6514K.....\$16.99

## Mechanic's Hip-roof Tool Box

**\$6<sup>99</sup>**

19¼x7x8 inches

**6** Partitioned tote tray. Padlock hasp. 19¼x7x8 inches. Gray-enamel finish.

99 M 6520C—Wt. 9 lbs..\$6.99

As above, but 19¼x6x6 inches. No partition in tote tray.

99 M 6516C—Wt. 8 lbs..\$5.99

## Mechanic's Tool and Tackle Box

**\$16<sup>99</sup>**

**7** Hip roof... double-cantilever design. 4 trays (2 covered). Padlock hasp. Two 1-pc. drawbolts. 18x10x13 in. Meets Federal Specifications GGG-T-558, Type II, Class 1.

99 M6536K—Wt. 22 lbs..\$16.99

## Cantilevered Tool and Tackle Box

**\$10<sup>99</sup>**

**8** Double-cantilever design. 4 trays. Full lid gives rigidity. One-piece drawbolt with padlock eye. 16¾x8¾x10½ inches. Gray-enamel finish.

9 M 65351—Wt. 12 lbs..\$10.99

## Carpenter's Tool Box

**\$14<sup>99</sup>**

**9** Level brackets, clips for 4 saws, slot for steel square. Divided tray. Center lock, keys. Handle on top, one on each end. 30x8½x9 in. Gray-enamel finish.

99 M6517C—Wt. 17 lbs..\$14.99

## Tool or Tackle Box

**\$2<sup>99</sup>**

**10** Not CRAFTSMAN. Swing-up tray has 2 small, 1 large compartment. Drawbolt, padlock eye. 15¼x7x5 in. Gray-enamel finish. Shpg. wt. 3 lbs. 10 oz.






9 M 65067.....\$2.99

## CRAFTSMAN Tote Tray

**\$3<sup>29</sup>**

**11** Lightweight way to carry tools around shop. 19¼x9½x6½ in. Gray enamel finish.

9 M 6529—Wt. 3 lbs. 2 oz..\$3.29



*No Money Down on anything Sears sells*

SEE PAGE 98

CPBKM AEDSLG SEARS 99

# Sears

**CRAFTSMAN**  
REG. U. S. PAT. OFF.

The greatest  
name in tools

for home, farm and shop...  
the handyman and  
the professional craftsman

SEARS, ROEBUCK AND CO.

## Save steps with CRAFTSMAN Roller Cabinets



**9-drawer Roller Cabinet \$99<sup>99</sup>**

Stands the tough wear. Built to handle heavier loads than standard cabinets. Heavy-gauge steel. 4 top drawers, 10 $\frac{3}{8}$ x15 $\frac{1}{4}$ x2 $\frac{3}{8}$  inches deep on compound slides. 5 full-width bottom drawers mounted on roller slides... two 2 in., three 4 $\frac{9}{16}$  in. deep. Full-width aluminum pulls.

Extra strong corner posts plus internal reinforcing channels for extra rigidity. Heavy-gauge, reinforced 1-piece cabinet bottom. 2 fixed, 2 swivel 4-in. ball-bearing casters. Toe brakes on swivel casters. 26 $\frac{3}{8}$ x17 $\frac{3}{8}$ x40 in. Gray, red baked-on-enamel finish. Power panel knockout. Handle on right side not left as shown. 99 M 65031N—Shpg. wt. 150 lbs... \$99.99

**2-drawer Chest and Cabinet \$63<sup>99</sup>**

Save \$3.99 on set. Heavy-gauge steel; turned edges add strength. Lock with tumbler lock and key. Gray and red baked enamel finish. Separately \$67.98. Wt. 111 lbs. 99 M 65022N2.....Set \$63.99

**2-drawer Chest.** Dimensions: 26x10x11 $\frac{3}{8}$  in. Drawers 2 $\frac{1}{2}$  and 3 $\frac{1}{2}$  in. deep. With full suspension drawer slides. Center drawer pulls. 99 M 65027K—Shpg. wt. 35 lbs... \$21.99

**2-drawer Tool Cabinet.** 26 $\frac{3}{8}$ x17 $\frac{3}{8}$ x28 $\frac{1}{2}$  in. Drawers: one 5 $\frac{1}{8}$ , one 2 $\frac{1}{4}$  in. deep. 3-inch ball bearing casters. Knockout for power panel. 99 M 65028N—Shpg. wt. 76 lbs... \$45.99

### Cabinet Accessories

**1 Power Panel.** Fits all 4 cabinets. 2 outlets; 3-prong receptacle. 99 M 65326—Shpg. wt. 9 oz..... \$3.99

**2 Auxiliary Shelf.** 12x15 $\frac{3}{8}$  in. Attaches to left side of cabinet top. 99 M 65327—Wt. 6 lbs. 4 oz..... \$7.49

**3 Chest-drawer Dividers.** Pkg. of 4. Shpg. wt. 1 lb. 6 oz. 99 M 65328.....Pkg. \$1.99

**Cabinet-drawer Dividers.** Pkg. of 4. Shpg. wt. 1 lb. 8 oz. 99 M 65329.....Pkg. \$2.19

Full width extruded aluminum drawer pulls. Storage lid in top of chest. Ribbed tops add strength... keep tools from rolling. Double-width corner posts.

**6-drawer Chest and 3-drawer Cabinet \$97<sup>99</sup>**

**4 Chest and Cabinet Set.** Save \$6.99. Heavy-gauge steel, welded. Drawers lock by closing chest cover, cabinet door. Red, gray finish. Tumbler lock, keys. Separately \$104.98. 99 M 65269N2—Wt. 154 lbs... Set \$97.99

**6-drawer Chest.** 26x12x14 $\frac{1}{8}$  in. Top center drawer 11x1 $\frac{1}{8}$  in. deep. End drawers 4 $\frac{5}{8}$ x1 $\frac{1}{8}$  in. deep. 3 full-width drawers: two 1 $\frac{1}{8}$ , one 2 $\frac{1}{8}$  in. deep. Full-suspension slides. 18 $\frac{1}{2}$ x7 $\frac{1}{2}$ x1 $\frac{1}{2}$ -inch tote tray. 99 M 65262L—Shpg. wt. 60 lbs... \$47.99

**Roller Cabinet.** 26 $\frac{3}{8}$ x17 $\frac{3}{8}$ x32 in. 3 full-width drawers: two 2 $\frac{1}{8}$ , one 5 $\frac{1}{2}$  in. deep. Roller slides. Panel compartment 26 $\frac{1}{4}$ x17 $\frac{1}{4}$ x12 in. 3-in. casters (2 fixed, 2 swivel with toe brakes). Power panel knockout. 99 M 65302N—Shpg. wt. 94 lbs... \$56.99

**10-drawer Chest, 5-drawer Cabinet \$132<sup>95</sup>**


**5 Save \$10.03 on set.** Welded heavy-gauge steel. To lock drawers, close chest cover, cabinet door. Red, gray finish. Tumbler lock, keys. Separately \$142.98.

99 M 65285N2—Wt. 209 lbs. Set \$132.95

**10-drawer Chest.** 26x12x19 in. Drawers: six 7 $\frac{1}{8}$ x1 $\frac{1}{8}$  in. deep; one 4 $\frac{5}{8}$ x6 in. deep; 3 full-width (two 1 $\frac{1}{8}$ , one 2 $\frac{1}{8}$  in. deep). Tote tray 18 $\frac{1}{2}$ x7 $\frac{1}{2}$ x1 $\frac{1}{2}$  in. Suspension slides. 99 M 65282N—Shpg. wt. 77 lbs... \$59.99

**Roller Cabinet.** 26 $\frac{3}{8}$ x17 $\frac{3}{8}$ x40 in. 5 full-width drawers: four 2 $\frac{1}{8}$  in. deep, one 5 $\frac{1}{2}$  in. deep. 2 top drawers, center divided. Panel compartment 26 $\frac{1}{4}$ x17 $\frac{1}{4}$ x12 in. 4-in. casters (2 swivel with toe brakes, 2 fixed). Knockout for power panel. 99 M 6503N—Shpg. wt. 132 lbs... \$82.99

**6 2-drawer add-on Chest.** Drawers 22 $\frac{1}{8}$ x10 $\frac{3}{4}$ x3 $\frac{3}{4}$  in. deep. Fits between roller cabinet and top chest. Front panel with key lock. 99 M 65272K—Shpg. wt. 34 lbs... \$23.99



No Money Down on anything Sears sells