

Sears

CRAFTSMAN

REG. U. S. PAT. OFF.

Power and Hand Tools

CRAFTSMAN . . the greatest name
in tools for over 40 years

1969

(COMPLETE INDEX ON PAGE 97)

Air Tools.....	12
Automotive Tools.....	84, 85
Band Saws.....	30
Bench Saws, Blades.....	24-29
Braces and Bits.....	68
Chisels.....	61, 79
Drills.....	6-9, 36, 68
Electric Hand Saws.....	4, 5
Grinders.....	15, 48, 49
Hack Saws.....	46, 83
Hammers, Staplers, Saws.....	62-65
Impact Tools.....	13
Jig Saws.....	31
Jointer-Planers.....	32
Lathes.....	33, 38, 39
Levels.....	67
Miter Boxes.....	65
Motors.....	52, 53
Planes.....	14, 66
Pliers.....	74, 75
Plumbers' Tools.....	58, 59
Precision Tools.....	76-78
Sabre Saws.....	2, 3
Sanders.....	16-18, 34
Shapers.....	34
Shop Vacuums.....	19
Surveying Instruments.....	70, 71
Radial-arm Saws.....	20-23
Taps and Dies.....	82, 83
Tool Boxes and Cabinets.....	21, 97-99
Tool Stands and Benches.....	21, 35, 96
Welders.....	42-45
Wrenches.....	58, 84, 86-95, 100

Exclusive Scroller Sabre Saw

Just turn the knob to turn blade when changing direction of cut. No need to turn the entire saw! Now it's much easier to make intricate scroll cuts or saw in tight places.

(See page 2)

*Satisfaction Guaranteed
or your money back*

SEARS, ROEBUCK AND CO.


New! One of the greatest improvements in Sabre Saws in years!

A CRAFTSMAN exclusive! Now you turn blade
(not entire saw) to change direction of cut

CRAFTSMAN
COMMERCIAL

Simply turn the top knob to turn blade, even while saw is running. Blade turns a full 360°. Locks in any 90° position.

Now it's much easier to make intricate scroll cuts and saw in tight, hard-to-reach places



The ONLY Sabre Saw that lets you make intricate scroll cuts like the one illustrated above, without turning the entire tool.

The ONLY Sabre Saw that lets you change direction of cut even when timbers or walls keep you from turning entire tool.

\$59.99 cash
\$5 monthly

CRAFTSMAN Multi-speed Scroller Sabre Saw

REG. U.S. PAT. OFF.

Dial any of 12 speeds . . . 1300 to 3200 strokes per minute. New solid-state speed regulator automatically boosts power for heavy loads to maintain selected speed

- Built-in work light brightens dark work areas for more accurate sawing
- Blades last up to 4 times longer because you have the right speed for every job . . . from delicate wood veneer to tough steel pipe

By far the finest sabre saw we've ever sold! There's NO other saw like it at any price! Don't confuse it with tools which reduce speed by cutting down power. The improved solid-state speed regulator gives you FULL POWER at all 12 speeds for efficient sawing.


A great time and work saver! It will be one of the most useful tools in your shop. Does the work of a rip, crosscut, coping, jig, scroll, band, keyhole and hack saw.

Motor develops a full 1/2 HP for smoother cutting and longer tool life. 1-inch stroke for faster cutting. Ball, roller and sleeve bearings. Base plate (3 1/2 x 8 inches) is adjustable

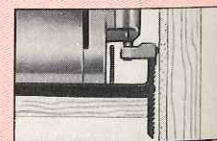
four ways—0 to 45° right and left, 2 positions front to back. Blade-guide attachment for splinter-free cuts in plywood and veneer. Plastic chip shield. Blade storage tube attaches to cord. Rigid sectional housing of polished aluminum alloy. Trigger switch; safety release. Counterbalanced drive minimizes vibration. Sawdust blower.

Circle-cutting and edge-guide attachment. 8 blades, including 2 scroller blades. 10-ft. 3-wire cord, adapter. 110-120-v., 60-c. AC. UL listed. Guaranteed 1 year (page 14). See CRAFTSMAN Commercial story on page 8. 9 AT 2671—Shpg. wt. 9 lbs. 4 oz. . . \$59.99

Attachments for saw above and for 9 AT 2797 on top of facing page



Edge-cutting Attachment. For cutting close alongside a wall. Shipping weight 5 ounces. 9 AT 27717 . . . \$4.99



Flush-cutting Attachment. For cutting close to wall in front of tool. Shipping weight 4 ounces. 9 AT 27718 . . . \$1.99

CRAFTSMAN Multi-speed Sabre Saws


REG. U.S. PAT. OFF.

With Trigger-squeeze Speed Control

\$46⁹⁹ cash **\$5** monthly

Motor develops 1/8 HP. Increase trigger pressure for more speed, torque . . . get the right speed for every job! 0 to 3000 strokes per min. Trigger lock at maximum speed with safety release.

Full 1-in. stroke for extra capacity, faster cutting. Ball, roller and sleeve bearings. Counterbalanced drive cuts vibration. Sectional housing of polished aluminum alloy. Extra top knob for 2-hand control. Large base plate 3 1/4 x 8-in. gives solid support for accurate cutting . . . tilts 0 to 45° to either side. Built-in sawdust blower keeps cutting line clear. Circle-cutting and edge-guide attachment incl. Plastic chip shield, 8 blades and 10-ft., 3-wire cord with adapter. 110-120-v., 60-c. AC. UL listed. Guaranteed 1 year (page 14). Side-cutting, flush cutting attachments (facing page). 9 AT 2797—Wt. 8 lbs. 8 oz. . . \$46.99



With Trigger-squeeze Speed Control for 3 speeds

\$39⁹⁹ cash **\$5** monthly

Develops 1/4 HP. 3/4-inch stroke for fast cutting. Silicon-controlled rectifier increases power automatically for handling tough jobs; maintains pre-set speed for efficient sawing. Full motor torque always available at all speeds: 3400, 2700 and 2000 strokes per minute.

Ball and precision bronze sleeve bearings. Counterbalanced drive minimizes vibration. Convenient top knob gives you added control. Base plate tilts 0 to 45° to either side.

Rigid sectional housing of polished aluminum alloy. Sawdust blower keeps cutting line clear. Circle-cutting and edge-guide attachment for cutting perfect circles and straight lines.

Includes 3 blades, 10-foot 3-wire cord and adapter. For use with 110-120-volt, 60-cycle AC. UL listed. Guaranteed for one full year (see page 14).


Shipping weight 5 pounds 14 ounces. 9 AT 2777 . . . \$39.99



\$10⁹⁹



\$16⁹⁹



\$27⁹⁹

Single-speed Sabre Saws

Low-priced. Develops 1/8 HP. Bronze sleeve bearings. Aluminum alloy housing; gray enamel finish. 1/2-inch stroke. Toggle switch. Base plate tilts 0 to 45°. Sawdust blower. 3 blades for wood and metal. 6-ft., 3-wire cord, adapter. 110-120-v., 60-c. AC., UL listed. Guaranteed 90 days (p. 14). Wt. 3 lbs. 13 oz. 9 AT 27753 . . . \$10.99

CRAFTSMAN. Develops 1/8 HP. A medium-duty saw for most workshop projects. 1/2-inch stroke. Cuts plywood, 2x4's, metals. Precision sleeve bearings, on-off switch. Clamshell-type housing of polished aluminum alloy. Base plate tilts 0 to 45°. Sawdust blower. With 3 blades, 10-ft., 3-wire cord and adapter. For 110-120-volt, 60-cycle AC. UL listed. Guaranteed 1 year (see page 14). Wt. 5 lbs. 11 oz. 9 AT 2773 . . . \$16.99

CRAFTSMAN. Our finest single-speed Sabre Saw . . . develops 1/4 HP. 1/2-inch stroke. Counterbalanced drive cuts vibration. Ball and precision sleeve bearings. Rigid sectional housing of aluminum alloy. Base plate tilts 0 to 45° to either side. Slide switch. Circle-cutting and edge-guide attachment. No-load speed 3200 strokes per min. With 3 blades and 10-ft. cord. Guaranteed 1 year (see page 14). Shpg. wt. 5 lbs. 15 oz. 9 AT 2770 . . . \$27.99

CRAFTSMAN Sabre Saw Blades

(1 thru 10) Fit all leading makes of saws—CRAFTSMAN, Black & Decker, Dormeyer, Disston, Stanley, Millers Falls, Skil, Ram, Speedway, Shopmate, Forsberg, McGraw and others. Much longer-lasting than ordinary stamped steel blades. Specially heat-treated for tremendous toughness . . . then ground with grinding wheels (not simply filed). Metal-cutting blades are M-2 high-speed steel; others are high-carbon steel. Shipping wts. as follows: packages of two, 2 oz.; packages of twenty-four, 7 oz.; 9 AT 2875 and 9 AT 2879, 2 oz. each.

Teeth per in.	Read description of uses below	Lgth. in.	Catalog Number	Pkg. of	Per Pkg.
1	Soft wood (1x4's, 2x4's, plasterboard). Ripping . . .	3 1/2	9 AT 28711	2	69c
			9 AT 28713	24	\$6.49
2	Hardwood, wallboard, general cross-cutting (not for plywood) . . .	3 1/2	9 AT 28712	2	69c
			9 AT 28714	24	6.49
3	All-purpose—wood, steel, non-ferrous metals, 1/8 in. or thicker . . .	3 1/2	9 AT 2874	2	89c
			9 AT 28743	24	8.49
4	All non-ferrous metals (brass, copper, aluminum, etc.) . . .	3	9 AT 28702	2	89c
			9 AT 28703	24	8.49
5	Steel rods, pipe, sheet steel, etc. . .	3	9 AT 28701	2	89c
			9 AT 28704	24	8.49
6	Finish cuts in plywood, veneer, to 1 1/2 in. thick. Tapered back edge . . .	3	9 AT 2876	2	99c
			9 AT 28763	24	9.99
7	Kromedge® Scroller Blade specially designed for intricate scroll cuts . . .	3	9 AT 28781	Pkg. of 2	\$1.19
			9 AT 2873	Pkg. of 2	69c
8	Rubber, leather, tile, cardboard, wallboard . . .	3	9 AT 2873	Pkg. of 2	69c
			9 AT 2875	Each	89c
9	Extra-long blade for branches, logs, wall partitions, etc. . .	6	9 AT 2875	Each	89c
			9 AT 2879	Each	89c
10	For deep angle cuts with sabre saws with 1-inch stroke . . .	6	9 AT 2879	Each	89c



11



13



12



14


Sabre Saw Accessories

11 Carrying Case. Perma-nex™ polyethylene . . . extremely resistant to impact, abuse . . . even at 20° below zero. 16x13 1/2 x 5 in. Lift-out tray, metal slide latch. For saws on these 2 pages. Shipping weight 4 oz. 9 AT 1491 . . . \$5.99

12 Handy Blade Holder. For storing extra blades. Can also be used for twist drills. Attaches easily to cord. 9 AT 2872—Wt. 4 oz. . . 99c

13 Sabre Saw Table. Excellent for cutting small wood parts. Stamped steel. Miter gauge, 2 miter grooves. For all saws on these 2 pages. 14 1/2 x 16 1/2 in. Shpg. wt. 8 lbs. 9 AT 17416 . . . \$7.99

14 Circle-cutting and edge-guide Attachment. For cutting curves, circles, straight lines. Fits saws on these 2 pages. With all saws except 9 AT 2773, 9 AT 27753. 9 AT 27959—Wt. 10 oz. \$1.99




CRAFTSMAN 7-inch Saw
REG. U.S. PAT. OFF.

.. develops 1¼ HP
\$3299 ^{\$5} monthly
cash

Ball and precision sleeve bearings. Heat resistant wire in armature. Aluminum clamshell-type housing. Wrap-around base gives full support. 0 to 2½ in. cut at 90°; 0 to 1½ in. at 45°. No-load speed 5000 RPM. Kromedge® combination blade. 10-foot 3-wire cord, adapter, wrench, rip guide included. 110-120-volt, 60-cycle AC. UL listed. Guaranteed for 1 year (see page 14). Order accessories, below right.

9 AT 2768—Shipping weight 14 pounds. \$32.99

Equip entire shop from this book.
See index on page 97.



CRAFTSMAN 7-inch Saw .. develops 1¾ HP
REG. U.S. PAT. OFF.

\$4299 ^{\$5} monthly
cash

- Easy-view housing design . . you always see your cutting line
- Side-ejection sawdust chute . . directs dust away from you


Ball bearings at heavy wear points. Compare ALL the features . . and the HP! See why we believe this is a truly outstanding electric hand saw value!

Rugged long-life construction. Heat-resistant armature wire and anti-kickback safety clutch help prevent burnout. Precision helical gears. Chisel-tooth Kromedge combination blade stays sharp up to 5 times longer than ordinary blades.

Rigid sectional housing of polished aluminum alloy. Wrap-around base plate gives full support for right and left-hand cutting. Auxiliary knob for 2-hand control. Rip guide. No-load speed 5800 RPM.

Depth of cut 0 to 2½ in. at 90°; 0 to 2 in. at 45°. 10-ft. 3-wire cord, adapter, wrench. 110-120-volt 60-cycle AC. UL listed. Guaranteed 1 year (see page 14).

99 AT 2778C—Shpg. wt. 15 lbs. \$42.99



CRAFTSMAN 7½-inch Saw
REG. U.S. PAT. OFF.

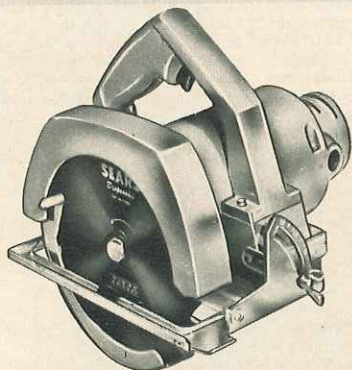
develops over 2 HP
\$6299 ^{\$5} monthly
cash

- Electro-safety-switch protects against motor burnout. Cuts off power if overloaded . . resets itself automatically
- Push-button arbor lock for fast and easy blade changes
- Telescoping rip guide, calibrated for accurate setting

100% ball and roller bearings. Rugged, heavy-duty construction. Bearings permanently lubricated for long service. Special heat-resistant wire in armature. Precision helical gears. Chisel-tooth Kromedge blade stays sharp up to 5 times longer than regular blades. Rigid sectional aluminum housing with non-glare finish. Retractable blade guard. Wrap-around base plate gives full support. Two-position auxiliary knob for two-hand control.

Depth of cut: 0 to 2½ in. at 90°; 0 to 2 in. at 45°. No-load speed about 5500 RPM. 110-120-volt, 60-cycle AC. 10-ft. 3-wire cord, adapter and self-storing blade wrench. UL listed. Guaranteed one year (see page 14).

99 AT 2789C—Shipping weight 17 lbs. \$62.99



Low-priced 7-inch Saw

\$2199 ^{\$4} monthly
cash

Develops 1¼ HP. Sleeve bearings. Heat-resistant wire in armature. Wrap-around base. Retractable blade guard. Throw-away blade. Aluminum housing. Depth of cut: 0 to 2½ in. at 90°; 0 to 1½ in. at 45°. No-load speed 5000 RPM. 6 ft. 3-wire cord, adapter. Without rip guide. 110-120-volt 60-cycle AC. UL listed. Not Craftsman. Guaranteed 90 days, see page 14.

9 AT 2767—Shipping weight 14 lbs. \$21.99

Rip Guide for above.

9 AT 27679—Shipping weight 10 ounces. 99c



1 Table for electric hand saw. For non-precision cut-off work. 25 in. wide, 20 in. deep, 11 in. high. Rip fence; miter gauge. Made of steel. For switch, see 9 AT 12085 on page 25.
99 AT 1713L—Wt. 21 lbs. \$15.99

2 Portable Saw Guide. Use with electric hand saws and sabre saws for angle cuts or as protractor. 0° to 72° right or left. Made of steel.
9 AT 1719—Wt. 3 lbs. 2 oz. \$3.49

3 Gear-compound Lubricant. Scientifically compounded for electric tools.
9 AT 2593—Wt. 9 oz. Tube 67c

(4 and 5) CRAFTSMAN Permax™ Cases. Blow-molded double-wall polyethylene has tremendous resistance to abuse even at 20° below zero . . won't crack, peel, rust. Metal latch.

4 Saw Case. Holds all saws on page except 99AT2789C at left. 16x13½x9½ in.
9 AT 1493—Shpg. wt. 4 lbs. 13 oz. \$7.99

5 Cantilever-style Case. Holds 3 tools at once—any saw on this page plus any Sears sabre saw plus any Sears ¼ or ⅜-in. electric drill. Can also be used to hold sander 9 AT 776, 99 AT 777C, 99 AT 2262C or 99 AT 2267C (pages 16 and 18) instead of saw. 21½x12½x12¾ in.
99 AT 1461L—Shpg. wt. 11 lbs. \$11.99

SO RUGGED..SO POWERFUL

..it performed tests equal to crosscutting 75,000 construction-type 2x12's. Never once overheating and with no mechanical or electrical failures



**CRAFTSMAN[®]
COMMERCIAL**

CRAFTSMAN 7-inch Electric Hand Saw develops 2 HP
REG. U. S. PAT. OFF.

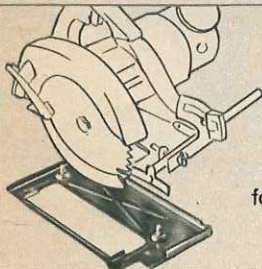
\$52⁹⁹ cash **\$5** monthly

100% ball and needle bearings. This great saw is specially designed to meet the most exacting requirements of contractors, builders, professional carpenters, etc. That's why it does such a superb job for the home craftsman who demands the very top quality in his tools.


Bearings are sealed and permanently lubricated. Side-ejection sawdust chute directs dust away from you . . . helps keep line clear to permit more accurate sawing. Push-button arbor lock for fast and easy blade change. Dynamically-balanced armature for minimum vibration . . . wound with special heat-resisting wire that helps prevent burnout. Anti-kickback safety clutch helps protect the tool and user.

Hardened helical steel gears for maximum power transmission. Rigid sectional aluminum alloy housing has non-glare finish. Auxiliary knob for two-hand control.

Taper-ground Kromedge[®] blade stays sharp up to 5 times longer than ordinary blades. Efficient retractable blade-guard. Graduated rip guide for accurate ripping. Single guide line for all angle cuts. 0 to 2 5/16-inch cut at 90°; 0 to 2-inch at 45°. No-load speed 6000 RPM. 110-120-volt, 25-60-cycle AC-DC. 10-ft. 3-wire neoprene cord, adapter and wrench. UL listed. Guaranteed one year (see page 14). See the Craftsman Commercial story on page 8. 99 AT 2780C—Shpg. wt. 17 lbs. \$52.99



Special 2-in-1 Base Design
Detachable wrap-around sub-base plus "flush-cut" base for cutting against vertical surfaces



Easy-view Blade Guard
Cut-away section of blade guard lets you see exactly where the blade is cutting for precise work

No Money Down on anything Sears sells

SEE PAGE 97

3/8-inch Electric Drills

Many more uses than a 1/4-inch drill because you get slower speed and extra torque. You can even drill masonry without a speed reducer





\$26⁹⁹ cash
\$4 monthly
without bit

CRAFTSMAN Heavy Duty . . ball bearings at heavy load points give longer wear

Motor develops 1/2 HP. A superb, top-quality tool. Extra-rugged to handle the big jobs with ease. Polished aluminum alloy housing . . . sectional-type for extra strength and rigidity. Pin-type spindle lock for fast chuck removal. Precision helical gears for long life. Locking trigger switch with safety release.

Double-reduction gears for added torque. Geared chuck with key. No-load speed 1150 RPM. 9 inches long. 10-foot 3-wire cord with adapter. 110-120-volt, 60-cycle AC. UL listed. Guaranteed 1 year (see page 14).

9 AT 1124—Wt. 4 lbs. 9 oz. \$26.99



\$19⁹⁹ cash \$3 monthly
without bit

CRAFTSMAN Medium Duty

Motor develops 1/4 HP. Oil-impregnated bronze sleeve bearings for long life. Rigid sectional housing of polished aluminum alloy. Locking trigger switch for continuous running; safety release.

Double-reduction gears for added torque. Spindle lock for quick chuck removal. No-load speed 1200 RPM. 8 1/2 inches long. 10-foot 3-wire cord and adapter are included. 110-120-volt, 60-cycle AC. UL listed. Guaranteed 1 year (see page 14 for details of guarantee).

9 AT 1112—Shpg. wt. 4 lbs. 1 oz. \$19.99

\$11⁹⁹ without bit

Low-priced Drill

Motor develops 1/4 HP. Excellent for light-duty use as well as occasional building or repair projects. Sleeve bearings. Painted die-cast aluminum alloy housing. Locking trigger switch for continuous running; has convenient safety release.

Double-reduction gears. Geared (3/8-inchx24-thread) chuck with key. No-load speed 1000 RPM. 9 inches long. 6-foot 3-wire cord and adapter. 110-120-volt, 60-cycle AC. UL listed. Not CRAFTSMAN brand. Guaranteed 90 days (see page 14).

9 AT 1108—Shpg. wt. 4 lbs. 2 oz. \$11.99

1/4-inch Electric Drills



\$21⁹⁹ \$4 monthly
cash without bit

CRAFTSMAN Heavy Duty

Motor develops 1/3 HP. Designed for use by the professional as well as the home craftsman. Ball bearings at heavy wear points for long service. Polished aluminum alloy housing . . . sectional-type for extra strength. Pin-type spindle lock. Precision helical gears. Double-reduction gears for added torque. Locking trigger switch with safety release. Key chuck. No-load speed 1900 RPM. 8 3/4 inches long. 10-foot 3-wire cord and adapter. 110-120-volt, 60-cycle AC. UL listed. Guaranteed 1 year (see page 14).

9 AT 1123—Shpg. wt. 4 lbs. 9 oz. \$21.99



\$15⁹⁹ without bit

CRAFTSMAN Medium Duty

Motor develops 1/6 HP. Oil-impregnated bronze sleeve bearings. Rigid sectional housing of rugged aluminum alloy. Pin-type spindle-lock for fast chuck removal. Locking trigger switch for continuous running; safety release. Single-reduction gears. Key chuck. No-load speed 2400 RPM. 7 1/2 inches long. 10-foot 3-wire cord and adapter are included. 110-120-volt, 60-cycle AC. UL listed. Guaranteed for 1 year (see page 14 for details of this guarantee).

9 AT 1109—Shpg. wt. 4 lbs. 5 oz. \$15.99



\$8⁹⁹ without bit

Low-priced Drill

Motor develops 1/6 HP. Excellent for household and light-duty jobs. Ideal for working in tight, hard-to-reach places. Sleeve bearings. Sectional aluminum alloy housing with enamel finish. Locking trigger switch; safety release. Single-reduction gears. Key chuck. No-load speed 2250 RPM. 7 3/4 inches long. 6-foot 3-wire cord and adapter are included. 110-120-volt, 60-cycle AC. UL listed. Not CRAFTSMAN brand. Guaranteed 90 days (see page 14).

9 AT 1106—Shpg. wt. 3 lbs. 10 oz. \$8.99

Dial the speed that's best for drilling any material—
wood..metal..plastic..masonry..ceramics.
You get full torque at ALL speeds



\$49.99 cash
\$5 monthly without bit

CRAFTSMAN Reserve-Power Multi-speed
REG. U.S. PAT. OFF.
3/8-inch Electric Drill with dial speed-control

Motor develops 3/4 HP. Ball and needle bearings throughout for longer life. Don't confuse it with multi-speed drills that have to reduce power to get lower speeds. In this drill, a special silicon-controlled rectifier automatically feeds in more power to maintain full torque, even when drilling through heavy load materials like iron, steel and masonry that require low drilling speeds.

You can dial any speed between 1000 and 2500 RPM. This permits you to select the speed and bit size recommended for each material by the con-

venient reference chart mounted on the drill. Bits last longer when you use the right speed for the job.

Double reduction gears for steady power. Polished aluminum housing is sectional type for extra strength. Minimum chuck offset for getting into tight places. Locking trigger switch with safety release. Removable side handle for sure two-hand control. 9 3/4 inches long. 10-foot 3-wire cord and adapter included. 110-120-volt, 60-cycle AC. UL listed. Guaranteed one full year (see page 14).

9 AT 1103—Shpg. wt. 5 lbs. 12 oz. \$49.99

CRAFTSMAN Drills with trigger-squeeze speed control
REG. U.S. PAT. OFF.

Start holes without skipping or jumping . . drive self-tapping screws without a pilot hole or center punch



1
\$19.99 cash
\$3 monthly without bit



2
\$34.99 cash
\$5 monthly without bit

(1 and 2) Just increase trigger pressure for more speed and torque. You have complete control from 0 to maximum RPM. This means efficient drilling because you can operate tool at the speed the job requires. Trigger locks at maximum speed; has safety release. Polished aluminum alloy housing is rigid sectional-type. Pin-type spindle lock for easy chuck removal. 10-ft. 3-wire cord and adapter. 110-120-volt, 60-cycle AC. UL listed.

Permanex™ Case

Gives top protection to any 1/4, 3/8 or 1/2-in. compact electric drill. Double-wall polyethylene has tremendous resistance to impact and abuse . . even at 20° below zero. Won't chip, crack or rust. Resists acids and oils. With lift-out tray. 16x13 1/2x5 inches deep.

Shpg. wt. 4 lbs. 8 oz.
9 AT 1494. \$5.99

Medium-duty Drills

1 Oil-impregnated bronze sleeve bearings. Guaranteed one year (see page 14 for details of guarantee).

1/4-inch. Motor develops 1/8 HP. 0 to 2400 RPM. Single reduction gears. 7 1/2 inches long.

9 AT 1114—Shpg. wt. 4 lbs. 5 oz. \$19.99

3/8-inch. Motor develops 1/4 HP. 0 to 1200 RPM. Double reduction gears for extra torque. 8 1/2 inches long.

9 AT 1115—Shpg. wt. 4 lbs. 2 oz. \$24.99

Heavy-duty reversible 3/8-inch Drill

2 Motor develops 1/2 HP. Rugged heavy-duty construction throughout. Ball bearings at points of heaviest wear for long life. The reversing feature lets you remove screws and bolts . . and lets you back out if drill bit ever gets stuck in problem materials. Convenient reversing switch on handle. 0 to 1150 RPM. Precision helical gears for long life. Double reduction gears for steady power. 9 inches long. Guaranteed one year (see page 14).

9 AT 1125—Shpg. wt. 4 lbs. 15 oz. \$34.99

Accessories will give your electric drill many extra uses. See pages 10 and 11.

CRAFTSMAN
COMMERCIAL

Heavy-duty Drills

Made to bore through
steel plate, cement
and other tough
materials



1/4-in., without bit
\$39⁹⁹
cash
\$5 monthly

3/8-in., without bit
\$44⁹⁹
cash
\$5 monthly

1/2-in., without bit
\$49⁹⁹
cash
\$5 monthly

Virtually shockproof . . . thanks to two individual insulation systems
All 3 Drills guaranteed 1 year (see page 14)

Single speed. Long-life motor develops 1/2 HP. 100% ball bearing construction. Power-packed and ruggedly built to stand up under continuous use in building trades, industry, shops. Read the "CRAFTSMAN COMMERCIAL" story below.

Precision helical and spur gearing for long life. Double-pole locking trigger switch with safety release. Spindle lock for easy chuck removal. Double-reduction gears for added torque. Industrial-type heavy-duty geared chuck with key. Minimum chuck offset for working in tight places.

Rigid sectional aluminum front housing with non-glare satin finish. High-impact polycarbonate rear housing and

handle. Removable side handle for two-handle control . . . mounts on either side. Comes with 10-foot 2-wire cord . . . just plug into outlet. UL listed. Operates on 110-120-volt, 25-60-cycle AC-DC.

1/4-inch. No-load speed 1950 RPM. 9 3/8 inches long overall. 9 AT 1126—Shpg. wt. 6 lbs. 5 oz. \$5 monthly. Cash \$39.99

3/8-inch. No-load speed 1000 RPM. 10 1/2 in. long overall. 9 AT 1127—Shpg. wt. 6 lbs. 5 oz. \$5 monthly. Cash \$44.99

1/2-inch. No-load speed 600 RPM. 10 5/8 inches long overall. 9 AT 1128—Shpg. wt. 6 lbs. 5 oz. \$5 monthly. Cash \$49.99

CRAFTSMAN
REG. U.S. PAT. OFF.

Carrying Case


Fits any 1/4, 3/8, or 1/2-inch compact drill. Tough Permanex™ to protect drill bits. See page 7 for details. 16x-13 1/2x5 inches deep.

Shipping wt. 4 lbs. 8 oz.
9 AT 1494 \$5.99

CRAFTSMAN
COMMERCIAL

Look for this label. It means top quality

- A specially-designed tool to meet exacting requirements of industrial use.
- Extra heavy duty to stand up under continuous operation.
- Superb precision construction for extra accuracy.
- And a Sears price that makes it an outstanding buy for the professional and the home craftsman who demands the very top quality in tools.



35-piece Kit with 3/8-inch Drill

\$39⁹⁹ ^{\$5} monthly
cash

With CRAFTSMAN drill 9AT 1124 (page 6) and Permanex™ case 9AT 1494 (above). Includes cast aluminum bench stand, 5-in. backup pad, 12 abrasive discs, 6-in. lamb's wool bonnet, 3x 1/2-in. wire wheel (W. Germany), 3x 1/2-in. grinding wheel. Also 7 high-speed metal bits 1/16 to 1/4 in. (Italy), 5 wood bits 5/16 to 1 in., screwdriver attachment with Phillips and flat bits (Japan), paint mixer, 7-pc. hole saw. Also arbor, collar, screw (for wire, grinding wheels). 9 AT 1824—Shipping weight 14 pounds. Kit \$39.99




24-piece Kit with 1/4-inch Drill

\$21⁹⁹ ^{\$4} monthly
cash

With CRAFTSMAN drill 9AT 1109 (page 6) and Permanex™ case, size 13x9x5 inches. Also includes 5-inch backup pad and 12 sanding discs, lamb's wool bonnet, wire brush and grinding wheel (from West Germany), 5 metal bits 3/32 to 1/4-inch (from Italy) and a metal paint mixer. 9 AT 18064—Shipping wt. 8 lbs. 12 oz. Kit \$21.99

See pages 10, 11 for drill accessories



1
Without bit
\$25⁹⁹
cash
\$4 monthly

2
Without bit
\$34⁹⁹
cash
\$5 monthly

3
Without bit
\$42⁹⁹
cash
\$5 monthly

4
Without case or bit
\$52⁹⁹
cash
\$5 monthly

Economy 1/2-inch Reversible Drill

1 Motor develops 1/8-HP... bronze sleeve bearings. Ball thrust bearing on spindle. Removable top handle. Locking trigger switch; safety release. Sectional aluminum housing; painted finish. Double reduction gears. No-load speed 600 RPM. 12 1/2 in. long. 110-120-v., 60-c. AC. UL listed. 90-day guarantee (see details on page 14). Shipping wt. 7 lbs. 2 oz. \$4 monthly.
9 AT 1105...Cash \$25.99

CRAFTSMAN Multi-speed 1/2-inch Reversible Drill

2 Trigger-squeeze speed control... the farther back you pull the trigger the more speed and torque you get. Precise speed adjustment from 0 to 600 RPM. If bit sticks just flip switch and back out. Trigger locks at maximum speed; safety release. Motor develops 1/8 HP. Oil-impregnated bronze sleeve bearings. Ball-thrust bearing on spindle absorbs heavy loads. Double reduction gears. Geared chuck with key. Removable top handle. Sectional aluminum housing; polished finish. 12 1/2 in. long. 10-ft. 3-wire cord, adapter. 110-120-v., 60-c. AC. UL listed. 1-year guarantee (page 14). Shipping weight 8 pounds 4 ounces.
9 AT 1118—\$5 monthly...Cash \$34.99

CRAFTSMAN 1/2-in. Reversible Drill

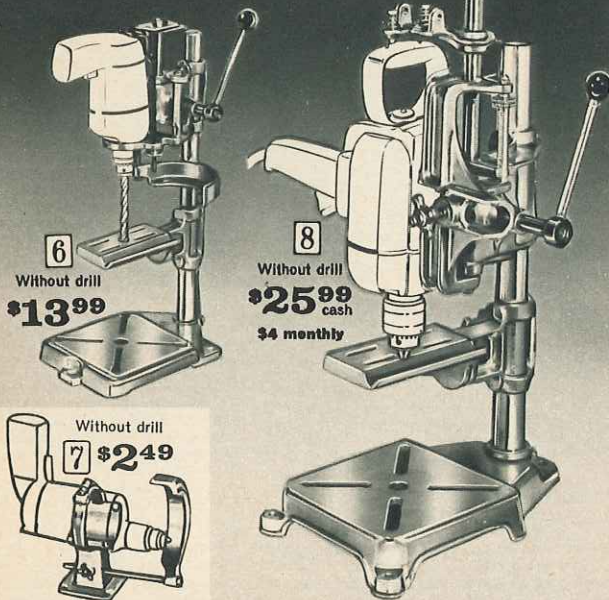
3 Motor develops 3/8 HP... ball thrust bearing on spindle to absorb heavy loads. Permanently lubricated bronze sleeve bearings. Ideal for small contractors, home, shop and farm work. Polished aluminum finish. All other features same as drill described at right. 110-120-volt, 60-cycle AC. 10-foot, 3-wire cord and adapter. UL listed. Guaranteed 1 year (see page 14). \$5 monthly. Shpg. wt. 8 lbs. 14 oz.
9 AT 2586—Cash \$42.99

CRAFTSMAN COMMERCIAL 1/2-in. Reversible heavy-duty Drill

4 Motor develops 3/4 HP... 100% ball and needle bearings. Excellent for continuous duty and deep drilling in steel and concrete. If bit ever gets stuck, just flip reversing switch, back out. Double-pole switch lock for continuous running; has safety release. Rigid sectional aluminum housing with non-glare satin finish. Geared key chuck with key. Double reduction gears. Spade-grip handle rotates 90°. Top handle and spade grip remove for working in tight places. No-load speed 600 RPM. 13 inches long (only 10 inches with handle removed). 110-120-volt, 25-60-cycle AC-DC. 10-ft., 3-wire cord, adapter. UL listed. Guaranteed 1 year (page 14). \$5 monthly.
9 AT 778—Shpg. wt. 9 lbs. 10 oz...Cash \$52.99

5 Steel Carrying Case. (Shown above.) 8 in. wide; 13 in. long; 12 in. high.
9 AT 1471—For drills 9 AT 2586 and 9 AT 778. Shpg. wt. 10 lbs... \$6.99
9 AT 1499—For drills 9 AT 1105 and 9 AT 1118. Shpg. wt. 8 lbs. 12 oz... 5.99

Drill Stands



6
Without drill
\$13⁹⁹

8
Without drill
\$25⁹⁹
cash
\$4 monthly

7
Without drill
\$2⁴⁹

6 CRAFTSMAN 2-position Drill Stand for 1/4 and 3/8-inch drills. Universal mounting bracket fits all Sears 1/4-inch and 3/8-inch electric drills (fits most other makes, too). Can be used vertically to drill or horizontally with guard to wire-brush, grind, polish, etc. Tilt table for angle drilling. Locking depth gauge has 0 to 3-inch depth range. 4 1/2-inch throat depth. 1-inch diameter tubular column, 18 inches high. 6x6-inch cast aluminum base.
9 AT 25926—Shipping weight 9 pounds...\$13.99

7 CRAFTSMAN Bench Stand for 1/4 and 3/8-inch drills. Cast aluminum. Converts drill to bench tool for wire brushing, sharpening, sanding, etc. Protective wheel guard. Width, 3 in.; length, 3 in.; height, 8 in.
9 AT 2591—Shipping weight 1 pound 4 ounces...\$2.49

8 CRAFTSMAN Heavy-duty Drill Stand for 1/2-inch drills. Changes your drill into a 3/8-inch drill press. Fits drills which use 1/2 or 3/4-inch pipe for top handle. Adjustable rack and pinion depth control; 6-in. throat. Sturdy 7 1/2 x 7 1/2-inch cast aluminum base. Tilt table for angle drilling. Heavy-wall steel column. 27 inches high.
99 AT 25986C—Shipping weight 18 pounds...\$25.99

All drills on this page are reversible. Just flip reversing switch and back out

CRAFTSMAN COMMERCIAL 3/4-inch Heavy-duty Reversible Drill

Without bit
\$109⁹⁹
cash
\$5.50 monthly


Motor develops over 1 HP... 100% ball and needle bearings. Built for continuous heavy-duty work in shop or factory. Excellent for heavy construction, installation trades, etc. Triple reduction gears for extra torque. Geared industrial key chuck; key stores in handle. Double-pole switch locks for continuous operation; safety release. Top and rear handles removable. Rigid sectional aluminum housing; non-glare satin finish. No-load speed 300 RPM. 19 inches long, 10-foot, 3-wire cord and adapter. For 110-120-volt, 60-cycle AC-DC. UL listed. Guaranteed 1 year (see page 14). Shipping weight 23 pounds.
99 AT 25872C—\$5.50 monthly...Cash \$109.99

No Money Down on anything Sears sells

SEE PAGE 97 FOR DETAILS

CRAFTSMAN
REG. U. S. PAT. OFF.

High-speed Drills for wood or metal



All CRAFTSMAN industrial drills are of finest high-speed steel, heat treated 6 times and precision-ground for microaccuracy. Black oxide coating acts as lubricant . . . lengthens drill's life. Exceed Federal Specifications GGG-D-751b. (1 thru 4) are jobber-length. Lengths of individual drills given in table below.

(1 and 2) Drill Sets in Metal Folding Cases. Drills raise when lid is opened. Reference chart inside cover.

1 29-pc. Set. Sizes: $\frac{1}{16}$ to $\frac{1}{2}$ -inch by 64ths of an inch.
9 AT 6705—Wt. 3 lbs. 11 oz. . . . Set \$29.99

2 21-pc. Set. Sizes: $\frac{1}{16}$ to $\frac{3}{8}$ -inch by 64ths of an inch.
9 AT 6719—Shpg. wt. 2 lbs. . . . Set \$14.99

3 15-pc. Set. (Not shown). Sizes: $\frac{1}{16}$ to $\frac{1}{2}$ -inch by 32nds of an inch.
9 AT 6720—Shpg. wt. 2 lbs. 6 oz. Set \$16.99

4 60-pc. Set. (Not shown). Includes wire gauge sizes 1 to 60.
9 AT 6708—Wt. 1 lb. 4 oz. . . . Set \$19.99

(3 thru 5) Drill Sets, in Plastic Cases.

3 17-pc. Set. Sizes: $\frac{1}{16}$ to $\frac{1}{4}$ -inch by 64ths of an inch plus $\frac{5}{16}$, $\frac{3}{8}$, $\frac{1}{2}$, and $\frac{3}{4}$ -inch with short shanks turned down to $\frac{1}{4}$ -inch diameter.
9 AT 6711—Shpg. wt. 1 lb. 1 oz. Set \$11.99

4 13-pc. Set. Sizes: $\frac{1}{16}$ to $\frac{1}{4}$ -inch by 64ths of an inch.
9 AT 6639—Shpg. wt. 12 oz. . . . Set \$5.79

5 10-pc. Set. (Not shown). Sizes: $\frac{1}{16}$, $\frac{5}{64}$, $\frac{3}{32}$, $\frac{1}{8}$, $\frac{3}{16}$, $\frac{1}{4}$, $\frac{5}{16}$, $\frac{3}{8}$, $\frac{1}{2}$, $\frac{5}{8}$, $\frac{3}{4}$ -in.
9 AT 6638—Shpg. wt. 10 oz. . . . Set \$3.99

7 7-pc. Set. (Not shown). Sizes: $\frac{1}{16}$ to $\frac{1}{4}$ -inch by 32nds of an inch.
9 AT 6637—Shpg. wt. 10 oz. . . . Set \$3.19

8 4-pc. Set. $\frac{5}{16}$, $\frac{3}{8}$, $\frac{1}{2}$, $\frac{5}{8}$ -in. short shanks turned down to $\frac{1}{4}$ -in. diam.
9 AT 6718—Shpg. wt. 11 oz. . . . Set \$6.49

Individual Short-length Drills. No case.

9 AT 66364— $\frac{5}{16}$ -in. Shpg. wt. 2 oz. . . . \$1.19
9 AT 66365— $\frac{3}{8}$ -in. Shpg. wt. 2 oz. . . . 1.79
9 AT 66366— $\frac{1}{2}$ -in. Shpg. wt. 3 oz. . . . 2.39
9 AT 66367— $\frac{5}{8}$ -in. Shpg. wt. 3 oz. . . . 2.79

6 Individual Drills. Same as high-speed drills in sets at left.

Catalog No.	Diameter	Length	Wt.	Each
9 AT 66901	$\frac{1}{16}$ in.	1 $\frac{1}{2}$ in.	1 oz.	25c
9 AT 66902	$\frac{3}{64}$ in.	2 in.	1 oz.	25c
9 AT 66903	$\frac{1}{32}$ in.	2 $\frac{1}{2}$ in.	1 oz.	29c
9 AT 66904	$\frac{1}{16}$ in.	2 $\frac{1}{2}$ in.	1 oz.	29c
9 AT 66905	$\frac{3}{32}$ in.	2 $\frac{1}{2}$ in.	1 oz.	39c
9 AT 66906	$\frac{1}{8}$ in.	2 $\frac{1}{2}$ in.	1 oz.	39c
9 AT 66907	$\frac{9}{32}$ in.	3 $\frac{1}{8}$ in.	1 oz.	45c
9 AT 66908	$\frac{1}{4}$ in.	3 $\frac{1}{4}$ in.	1 oz.	49c
9 AT 66909	$\frac{5}{16}$ in.	3 $\frac{1}{2}$ in.	1 oz.	55c
9 AT 66911	$\frac{3}{8}$ in.	3 $\frac{3}{4}$ in.	1 oz.	59c
9 AT 66912	$\frac{7}{32}$ in.	3 $\frac{3}{4}$ in.	1 oz.	65c
9 AT 66913	$\frac{1}{2}$ in.	3 $\frac{3}{4}$ in.	1 oz.	69c
9 AT 66914	$\frac{1}{4}$ in.	4 in.	2 oz.	79c
9 AT 66915	$\frac{1}{8}$ in.	4 $\frac{1}{2}$ in.	2 oz.	89c
9 AT 66916	$\frac{3}{32}$ in.	4 $\frac{1}{2}$ in.	2 oz.	99c
9 AT 66917	$\frac{1}{16}$ in.	4 $\frac{1}{2}$ in.	2 oz.	\$1.19
9 AT 66918	$\frac{3}{64}$ in.	4 $\frac{1}{2}$ in.	2 oz.	1.29
9 AT 66919	$\frac{1}{32}$ in.	4 $\frac{1}{2}$ in.	3 oz.	1.39
9 AT 66921	$\frac{3}{8}$ in.	5 in.	3 oz.	1.79
9 AT 66922	$\frac{25}{64}$ in.	5 $\frac{1}{2}$ in.	3 oz.	1.89
9 AT 66923	$\frac{1}{8}$ in.	5 $\frac{1}{2}$ in.	3 oz.	1.99
9 AT 66924	$\frac{27}{64}$ in.	5 $\frac{1}{2}$ in.	4 oz.	2.29
9 AT 66925	$\frac{1}{4}$ in.	5 $\frac{1}{2}$ in.	4 oz.	2.39
9 AT 66926	$\frac{29}{64}$ in.	5 $\frac{1}{2}$ in.	4 oz.	2.59
9 AT 66927	$\frac{3}{16}$ in.	5 $\frac{1}{2}$ in.	5 oz.	2.79
9 AT 66928	$\frac{1}{2}$ in.	6 in.	5 oz.	2.99

Individual Large-diameter Drills. Turned-down shanks fit $\frac{1}{2}$ -in. electric drills.

9 AT 67151— $\frac{3}{8}$ -in. Shpg. wt. 6 oz. . . . \$6.49
9 AT 67152— $\frac{1}{2}$ -in. Shpg. wt. 9 oz. . . . 8.49
9 AT 67153—1-in. Shpg. wt. 12 oz. . . . 11.49

Sears High-speed Drill Sets. (Not shown.) Use with power-driven tools—for wood or metal. All are jobber-length . . . see (6) above. Made in Italy. Not CRAFTSMAN.

14 14-piece Set. $\frac{1}{16}$, $\frac{3}{64}$, $\frac{1}{32}$, $\frac{1}{16}$, $\frac{3}{32}$, $\frac{1}{8}$, $\frac{1}{4}$, $\frac{5}{16}$, $\frac{3}{8}$, $\frac{1}{2}$, $\frac{5}{8}$, $\frac{3}{4}$ -in. Four largest sizes have $\frac{1}{4}$ -in. turned-down shanks to fit $\frac{1}{4}$ -in. drill. Plastic case.
9 AT 6712—Shipping weight 14 ounces. . . . Set \$7.99

10 10-piece Set. $\frac{1}{16}$, $\frac{5}{64}$, $\frac{3}{32}$, $\frac{1}{8}$, $\frac{3}{16}$, $\frac{1}{4}$, $\frac{5}{16}$, $\frac{3}{8}$, $\frac{1}{2}$, $\frac{5}{8}$ -in. Plastic case.
9 AT 67189—Shipping weight 8 ounces. . . . Set \$2.79

Carbon-steel Drills for use on wood only

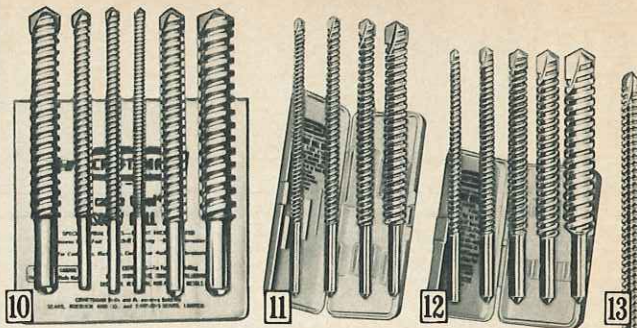


7 CRAFTSMAN Electrician's Drills. 18 in. long . . . for drilling thru floors, walls, etc. $\frac{1}{4}$ -in. fits $\frac{1}{4}$ -in. chucks and larger; $\frac{1}{2}$, $\frac{3}{4}$ -in. fit $\frac{3}{8}$ -in. and larger.
9 AT 66931— $\frac{1}{4}$ -inch. Shpg. wt. 8 oz. . . . Each \$2.99
9 AT 66932— $\frac{1}{2}$ -inch. Shpg. wt. 12 oz. . . . Each 3.99
9 AT 66933— $\frac{3}{4}$ -inch. Shpg. wt. 14 oz. . . . Each 5.99

8 Sears 7-piece Drill Set. $\frac{1}{16}$, $\frac{3}{32}$, $\frac{1}{8}$, $\frac{5}{32}$, $\frac{3}{16}$, $\frac{1}{4}$, $\frac{5}{16}$ -in. Jobber lengths (see drill table above). In plastic case. Made in Italy.
9 AT 6713—Shipping weight 7 ounces. . . . Set \$1.29

9 Sears 10-piece Drill Set. (Not shown.) $\frac{1}{16}$, $\frac{5}{64}$, $\frac{3}{32}$, $\frac{1}{8}$, $\frac{3}{16}$, $\frac{1}{4}$, $\frac{5}{16}$, $\frac{3}{8}$, $\frac{1}{2}$, $\frac{5}{8}$, $\frac{3}{4}$ -in. Jobber lengths (see drill table above). Plastic case. Made in Italy.
9 AT 6714—Shipping weight 9 ounces. . . . Set \$1.49

10 CRAFTSMAN 4-piece Drill Set. $\frac{1}{4}$ -inch shank. $\frac{1}{4}$, $\frac{5}{16}$, $\frac{3}{8}$, $\frac{1}{2}$ -inch. All sizes 5 inches long.
9 AT 67212—(In plastic pouch.) Wt. 7 oz. Set \$2.99



CRAFTSMAN Masonry Drills with tungsten carbide tip

(10 thru 13) One of the hardest man-made metals. Cut much faster than star drills. Screw-type flutes lift out chips. Plastic pouch.

10 6-pc. Set. One each, 6-inch length, in sizes $\frac{1}{4}$, $\frac{5}{16}$, $\frac{3}{8}$, $\frac{1}{2}$, $\frac{5}{8}$, $\frac{3}{4}$ -in. Drills in $\frac{3}{8}$ and $\frac{1}{2}$ sizes have $\frac{1}{2}$ -in. shank. $\frac{1}{2}$ -in. size has $\frac{3}{8}$ -in. shank. Others have $\frac{1}{4}$ -in. shank.
Shpg. wt. 2 lbs. 1 oz.
9 AT 6733 Set \$8.99

11 4-pc. Set. One each, 6-inch length, in sizes $\frac{1}{4}$, $\frac{5}{16}$, $\frac{3}{8}$, $\frac{1}{2}$ in. All have $\frac{1}{4}$ -in. shanks. Fit $\frac{1}{4}$ -in., larger electric drills.
9 AT 6734—Wt. 12 oz. . . . Set \$4.29


12 5-pc. Set. One each, 4-inch length, in sizes $\frac{1}{16}$, $\frac{1}{8}$, $\frac{3}{16}$, $\frac{1}{4}$, $\frac{5}{16}$, $\frac{3}{8}$, $\frac{1}{2}$ -in. All have $\frac{1}{4}$ -in. shanks. Fit $\frac{1}{4}$ -in. or larger electric hand drills.
9 AT 67095—Wt. 10 oz. Set \$4.49

Individual Sizes.

Catalog Number	Size in.	Shank in.	Lgth. in.	Wt. oz.	Each
9 AT 67320	$\frac{3}{16}$	$\frac{3}{16}$	4	2	89c
9 AT 67328	$\frac{1}{4}$	$\frac{1}{4}$	4	2	99c
9 AT 67321	$\frac{1}{4}$	$\frac{1}{4}$	6	3	99c
9 AT 67322	$\frac{3}{8}$	$\frac{1}{4}$	6	4	\$1.09
9 AT 67323	$\frac{3}{8}$	$\frac{1}{4}$	6	5	1.19
9 AT 67324	$\frac{1}{2}$	$\frac{1}{4}$	6	6	1.39
9 AT 67325	$\frac{1}{2}$	$\frac{3}{8}$	6	6	1.39
9 AT 67326	$\frac{3}{4}$	$\frac{1}{2}$	6	9	2.39
9 AT 67327	$\frac{3}{4}$	$\frac{1}{2}$	6	11	2.99

13 12-inch long full-fluted Carbide-tip Drills. $\frac{1}{4}$ -in. shanks. Drill through 11-inch foundation.

9 AT 67354— $\frac{1}{4}$ -in. Wt. 6 oz. Each \$1.99
9 AT 67355— $\frac{3}{8}$ -in. Wt. 7 oz. Each 2.29
9 AT 67356— $\frac{1}{2}$ -in. Wt. 8 oz. Each 2.49
9 AT 67357— $\frac{5}{8}$ -in. Wt. 9 oz. Each 2.79



14 CRAFTSMAN All-steel Drill Case. Keeps drills protected. Lift cover, drills rise. Silver-luster top . . . black enamel bottom. Size, decimal equivalents easily read. Tap drill table. Meets Fed. Specs. GGG-C-116b.
For 29 drills $\frac{1}{16}$ to $\frac{1}{2}$ -in. by 64ths.
9 AT 6678—Wt. 3 lbs. 4 oz. . . . \$4.89
For 60-wire-gauge drills. Holds sizes 1 to 60.
9 AT 6679—Wt. 1 lb. 11 oz. . . . \$3.49

15 Steel Drill Case. For jobber-length drills. Lift lid to position drills for easy removal and insertion. Sizes by 64ths; decimal equivalents marked. Tables inside lid. Gray enamel finish. Meets Fed. Specs. GGG-C-116b.
For 29-pc. set. $\frac{1}{16}$ to $\frac{1}{2}$ -in.
9 AT 66852—Wt. 1 lb. 6 oz. . . . \$2.49
For 13-pc. set. $\frac{1}{16}$ to $\frac{1}{4}$ -in.
9 AT 66842—Shpg. wt. 9 oz. . . . \$1.19

16 Open-type Drill Stand. 3 plates. 6x2 $\frac{1}{4}$ in. Center support. Drill sizes marked.
Holds up to 29 drills, sizes $\frac{1}{16}$ to $\frac{1}{2}$ -in. by 64ths.
9 AT 6693—Shpg. wt. 10 oz. . . . 89c
Capacity for 60 wire-gauge drills, in sizes from 1 to 60.
9 AT 6694—Shpg. wt. 10 oz. . . . 89c

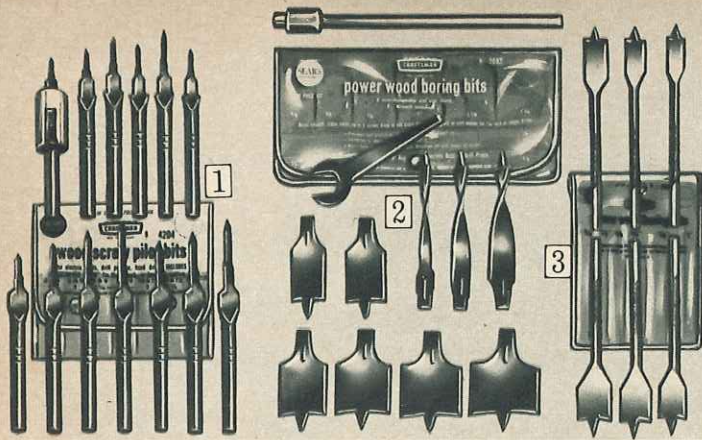
17 CRAFTSMAN Drill Grinding Attachment. Use with 9 AT 6420 wheel (19) below. Positive angle adjustment. Precision built. Aluminum frame. Resharpens twist drill sizes: $\frac{1}{8}$ to $\frac{3}{4}$ -in.; No. 1 to 30; A to Z; 3 to 19mm.
9 AT 6677—Wt. 2 lbs. 8 oz. . . . \$6.99

18 CRAFTSMAN Doweling Jig. Holes for $\frac{3}{16}$, $\frac{1}{4}$, $\frac{5}{16}$, $\frac{3}{8}$, $\frac{1}{2}$, $\frac{5}{8}$, $\frac{3}{4}$ -in. drills. Revolving turret. Carriage adjusts for positive locating. Capacity up to 4 in. Cast aluminum alloy frame. 6 $\frac{1}{2}$ x3x2 $\frac{1}{2}$ in.
9 AT 4186—Shpg. wt. 3 lbs. . . . \$6.99

19 Grinding Wheel for resharpening twist drills, etc. Aluminum oxide. 6x1 $\frac{1}{2}$ -in. $\frac{3}{4}$ -in. hole with bushings to fit $\frac{1}{2}$ and $\frac{3}{8}$ -in. arbors. 3-inch grinding surface.
9 AT 6420—Wt. 3 lbs. 2 oz. . . . \$3.79

20 CRAFTSMAN 5-pc. Screw Extractor Set. Sq. shanks: Nos. 1, 2, 3, 4. 5 screw extractors. Rugged tool steel. Plastic case, drill size data. Fits tap wrenches 9 AT 4065 and 9 AT 4067 on page 83.
9 AT 67372—Wt. 6 oz. . . . Set \$2.69

21 CRAFTSMAN Swivel-head Pin Vise. Holds drills, taps, needle files, etc. With 2 double reversible chucks: 0 to .125 in.; 0 to 3.2 mm.
9 AT 40682—Shpg. wt. 4 oz. . . . \$1.69



1/4, 3/8 and 1/2-inch Electric Drill Accessories

1 CRAFTSMAN Wood Screw Pilot Bits. To countersink, counter-bore. Automatic stop adjusts to 3 depths. Brad points. In pouch.

13-pc. Set. Sizes: 4-5 (1/2, 3/8, 1/4-in.); 6-7 (3/8, 1/2, 1-in.); 8-9 (3/8, 1, 1 1/4, 1 1/2-in.); 10-12 (1, 1 1/4, 1 1/2-in.).

9 AT 4204—Wt. 13 oz. Set \$4.99

5-pc. Set. Sizes 4 and 5 (3/8-inch); 6 and 7 (3/4-inch); 8 and 9 (1-in.); 8 and 9 (1 1/4-in.); 10 and 12 (1 1/2-in.).

9 AT 4203—Wt. 8 oz. Set \$2.19

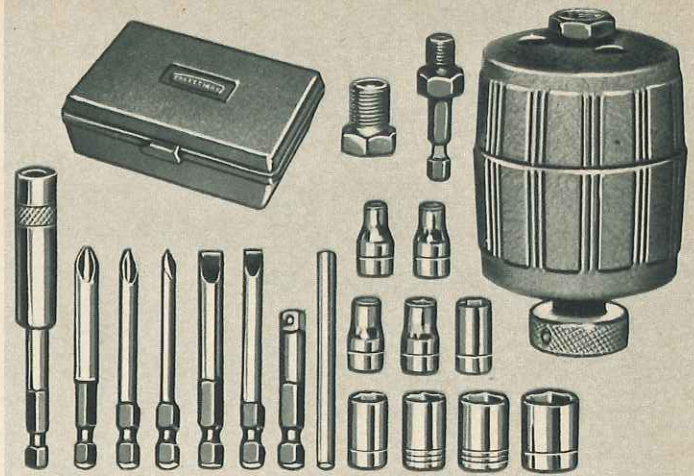
2 CRAFTSMAN 10-piece interchangeable Wood Bit Set. 9 cutters; 1 shank. For wood, plastic. No-jump start brad points. Fits 3/4-in. or larger drill, drill press. 1/4, 3/8, 1/2, 3/4, 1, 1 1/4, 1 1/2-in. See (5).

9 AT 2082—Wt. 9 oz. Set \$3.49

3 CRAFTSMAN Power Wood-Boring Bits. For 1/4-in. or larger drill or drill press. Bits are 6 1/2 inches long and made of hardened alloy steel. See power bit extension (5) below. All surfaces and cutting edges are precision ground to close tolerances. Brad points for no-jump starts. Vinyl pouch. Set of 6. Includes one of each size up to 1-inch size.

9 AT 2092—Shpg. wt. 12 oz. Set \$4.49

Individual Power Boring Bits			
Catalog No.	Size	Shipping weight	Each
9 AT 2093	3/8-in.	.2 ounces	79c
9 AT 2094	1/2-in.	.2 ounces	79c
9 AT 2095	3/8-in.	.3 ounces	79c
9 AT 2096	3/4-in.	.3 ounces	89c
9 AT 2097	7/8-in.	.3 ounces	89c
9 AT 2098	1-in.	.3 ounces	99c
9 AT 20982	1 1/4-in.	.4 ounces	\$1.09
9 AT 20983	1 1/2-in.	.5 ounces	1.19



CRAFTSMAN Speed Reducer Kits

Complete Kit **\$22.99** cash | Basic Kit **\$12.99** monthly

Each kit includes a reversible speed-reducer with sturdy cast aluminum housing and planetary gear chain that actually multiplies drill torque 7 times. Fits spindle or chuck on 1/4, 3/8 or 1/2-inch drill.

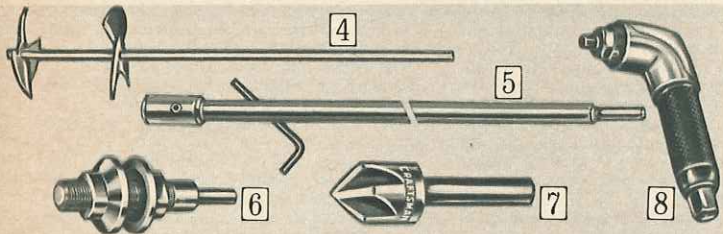
Complete Kit. (Illustrated.) Everything you need to use your electric drill as a screwdriver, nut runner, tapper, etc. Lets you tackle tougher jobs such as drilling in metals or masonry.

Includes the reversible speed-reducer plus 9-piece socket set with 1/4-inch drive adapter, 6 screwdriver bits (3 Phillips, 2 flat, 1 screw-finding). All in convenient molded plastic case with fitted compartments that help you find the bit you're looking for fast.

9 AT 25653—Shipping weight 2 pounds 14 ounces. Kit \$22.99

Basic Kit. Includes the reversible speed-reducer described above plus adapter for 1/4-inch-drive sockets. No. 2 Phillips screwdriver bit and flat screwdriver bit.

9 AT 25657—Shipping weight 2 pounds 2 ounces. Kit \$12.99



4 Point Mixer with aluminum "fan blades" for fast, no-splash action that helps keep paint in can. For electric or hand drills, 1/4-inch shank. 11 inches long.

9 AT 25683—Shpg. wt. 6 oz. \$5.9c

6 CRAFTSMAN Arbors. Hold grinding and wire wheels. 1/2x20-thread shaft.

Catalog No.	Flange	Shank	Shpg. wt.	Price
9 AT 2594	1 3/8-in.	1/2-in.	.8 oz.	99c
9 AT 2590	2-in.	1/2-in.	.15 oz.	\$1.49

7 CRAFTSMAN High-speed Countersink Bit. Cuts wood, metal. For drill press, drills. 5 flutes. 82° angle. 1/2-in. diameter. 1/4-in. shank.

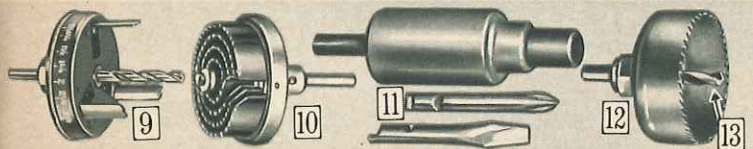
9 AT 6716—Shipping weight 3 ounces. \$1.49

8 CRAFTSMAN Angle Drill Head. Fits all 1/4 and 3/8-inch electric drills.

9 AT 1850—Shpg. wt. 1 lb. 10 oz. \$5.49

5 12-inch Power Bit Extension. Has 1/2-inch shank for use with 3/8-inch shank bits as in 9 AT 2082 and 9 AT 2092 sets listed above. 3/8-inch diameter socket. For use on 1/2-inch or larger drills.

9 AT 2090—Shpg. wt. 10 oz. \$1.49



You can convert your drill to hole saw or screwdriver

9 Adjustable Hole-saw Attachment. Three cutting blades cut holes from 1 1/4 to 2 1/2 in. in diameter. Convenient dial indicator shows size. Use this attachment for wood or plastic. Mounts in any 1/4-in. or larger drill chuck. Can be used as plug cutter with center bit removed.

9 AT 2566—Shpg. wt. 1 lb. 5 oz. \$4.99

10 7-in-1 Hole Saw Attachment. Cut 1 to 2 1/2-inch diameter holes in wood, Masonite Presdwood®, wallboard, plastic. 1/4-inch shank fits all 1/4 and 3/8-inch drills. Rugged tempered steel parts. 7 round-hole saw blades (1 to 2 1/2-in. diam.); 1/4-in. pilot bit of carbon steel has spring ejector. From Japan.

9 AT 2567—Shpg. wt. 13 oz. 99c

11 Screwdriver Attachment. Made to fit all 1/4 and 3/8-inch drills. Includes one flat and one Phillips driver bit. Drives wood screws quickly, tightens slotted-head bolts and nuts. From Japan.

9 AT 2569—Shpg. wt. 7 oz. 99c

12 Hole-saw Attachments. Made of heat-treated steel. Use for sawing metal, wood, plastics, or wallboard. Also use for plumbing and electrical installation; drill doors for locksets. Use with mandrels below.

Catalog Number	Size	Shipping weight	Price
9 AT 25780	3/4 in.	4 oz.	89c
9 AT 25781	1 in.	4 oz.	89c
9 AT 25782	1 1/4 in.	4 oz.	99c
9 AT 25783	1 1/2 in.	5 oz.	99c
9 AT 25784	1 3/4 in.	5 oz.	99c
9 AT 25786	1 1/2 in.	5 oz.	\$1.09
9 AT 25787	2 in.	6 oz.	1.19
9 AT 25788	2 1/4 in.	6 oz.	1.19
9 AT 25789	2 1/2 in.	6 oz.	1.29

13 Mandrels for hole saw attachments.

Size 1. For 3/4 to 1 1/2-inch diameter saws. Shipping weight 5 ounces.

9 AT 25620 \$2.29

Size 2. For 1 1/4 to 2 1/2-inch diameter saws. Shipping weight 6 ounces.

9 AT 25621 \$2.69

Attachments to give your CRAFTSMAN drill extra uses

Buffer-Sander-Polisher

14 11-pc. set. Angle drive gives 2 speeds: low, for polishing, buffing; high, for sanding. 90° angle. Thread on 3/8x24-chuck spindle or attach to drill chuck. 2-position side handle. 5-inch rubber backup disc, lamb's wool polishing bonnet, 6 assorted sandpaper discs. For 1/4 and 3/8-in. drills.

Shipping weight 2 lbs. 2 oz.
9 AT 2629 Set \$6.49

14 \$6.49



CRAFTSMAN Hedge Trimmer

15 Fits 1/4-inch or 3/8-inch drills. 4 contact points on blade for clean cut. Alloy steel blade cuts 10 1/2-inch wide swath; 5/16 inch twig openings. Auxiliary handle mounts on right or left side for better control and greater safety. Shipping weight 3 pounds.

9 AT 2627 \$8.99

15 \$8.99




Circular Saw Attachment

16 Designed to fit all 1/4-inch or 3/8-inch electric drills shown on pages 6-8. Rigid cast aluminum housing. 5 1/2-inch blade mounts to arbor on drill chuck. Adjustable depth of cut. Base tilts to 45°. Fits Sears, CRAFTSMAN drills.

Shipping weight 3 lbs. 6 oz.
9 AT 2630 \$6.99

16 \$6.99




Replacement Blade for (16). Kromedge® 5 1/2-inch flat-ground, chisel-tooth combination blade rips, crosscuts. 1/2-in. hole.

Shipping weight 9 ounces.
9 AT 32403 \$1.62



Air-impact Wrenches

Power-packed with driving torque



Delivers up to 160 foot-lbs. of driving torque


Wrench only **\$119⁹⁹** cash \$6 mo.
Complete Kit **\$126⁹⁹** cash \$6.50 mo.

Cuts up to 90% of the time needed to drive and remove bolts, nuts, lugs, etc. Excellent for use in auto and boat shops, industrial plants and on farms. Trigger has adjustable stop—choose the right torque for each job . . . from 20 to 160 foot pounds.

½-inch square drive. Air consumption: 4 CFM at 90 PSI. Air inlet: ¼-inch pipe thread. Recommended air hose ¾-inch diameter. Cast aluminum housing, 6¾ inches long. See accessories on facing page; angle-head attachment at right. See important note below.
9 AT 1888—Shipping weight 6 lbs. 5 oz. \$119.99

Complete Wrench Kit. Includes 8 impact sockets (¼ to ½ in.), leather tool cover and metal case.
99 AT 18883C—Shipping weight 17 lbs. . . Kit \$126.99

Protective Leather Cover. For wrench 9 AT 1888.
9 AT 18887—Shipping weight 5 ounces. \$1.49




Delivers up to 55 foot-lbs. of driving torque

\$129⁹⁹ cash \$6.50 monthly

Here's a very popular air-impact wrench because of its light weight and compact, easy-to-handle design. Excellent for getting into tight places. And it can be operated in any position. Perfect for garages, air conditioning repair, etc. Also for "under-the-hood" work, assembly, nut-and-bolt work in furniture and fabrication shops. Torque range adjusts from 5 to 55 foot pounds so you can select the proper torque for each job.

¾-inch square drive. Average air consumption: 3 CFM at 90 PSI. Air inlet: ¼-inch pipe thread. Recommended hose: ¾-inch diameter. Sturdy cast aluminum housing protects tool for longer life, 7 inches long. See the many versatile accessories that can be used with this wrench on the facing page. Handy angle-head attachment listed below. See Important Note at left.
9 AT 1884—Shpg. wt. 2 lbs. 12 oz. \$129.99



Delivers up to 175 foot-lbs. of driving torque

\$139⁹⁹ cash \$7 monthly

Our finest, most powerful air-impact wrench. Extra heavy-duty construction throughout. Select the proper torque for each job . . . 20 to 175 ft. lbs. ½-inch square drive. Average air consumption: 4 CFM at 90 PSI. Air inlet: ¼-inch pipe thread. Recommended air hose: ¾-inch diameter. Cast aluminum housing, 6¾ inches long. Accessories are listed on facing page; angle-head attachment is listed below. See Important Note at left.
9 AT 1883—Shpg. wt. 6 lbs. 15 oz. . . \$139.99

As above, with extended shank. (Not shown.) Especially good for automotive work because extended shank uses standard impact sockets plus double-end reversible socket (9AT4410 below). 8¾ in. long.
9 AT 1889—Shpg. wt. 6 lbs. 15 oz. . . \$139.99

IMPORTANT NOTE

All CRAFTSMAN COMMERCIAL Air-impact Wrenches on this page meet performance requirements of Federal Specifications 00-W-0089, and are guaranteed for one full year (see page 14). See the "Craftsman Commercial" story on page 8.

For air compressor see Big Book

Double-end Reversible Socket



Two socket sizes in one! 6-pt. ¾-in. opening at one end; 1¼-in. at other end. For any ½-in. sq. drive impact tool with extended shank (as 9AT1889 above). On short-shank tools (as 9AT1888, 9AT1883) use with 6-in. impact extension (9AT4477, facing page).
9 AT 4410—Shipping weight 9 oz. . . \$1.69

Angle-head Attachment



Lets you operate wrench in tight, hard-to-get-at places.
For wrenches 9AT1888, 9AT1883. Shipping weight 2 lbs. 5 oz.
9 AT 18885 \$39.99
For wrench 9AT1884.
9 AT 18845—Wt. 15 oz. . . . 39.99



Air-impact Hammer

Powerful enough to cut heavy metal mufflers



Air Impact Hammer Accessories

- (1) Rivet Cutter
- (2) Pipe, Panel Cutter
- (3) Pin Punch
- (4) Retainer Attachment
- (5) ¼-in. Cold Chisel
- (6) Straight Punch
- (7) Muffler Splitter

Hammer with retainer attachment (4) . . . without other accessories or case
\$52⁹⁹ cash \$5 monthly

Complete Hammer Kit with accessories (1) thru (7) and case
\$74⁹⁹ cash \$5 monthly

Cut into light-gauge metal or operate at full power on tough jobs. Built-in power regulator lets you control speed and force of stroke. Cast aluminum handle, satin finish. Plate valve design. Heat-treated, drop-forged hammer parts . . . precision ground. Air-cushioned return stroke. Chisel-shank opening .401 in. Air inlet: ¼-in. pipe thread. Average air consumption: 4 CFM at 90 PSI. Delivers 3500 impacts per minute. 6¾ in. long. Meets performance requirements of Federal Specifications 00-R-421A. Guaranteed for one full year (see page 14).
9 AT 1880—Shipping weight 4 pounds 2 ounces. \$52.99

Air-impact Hammer Kit. Tool with accessories (1) thru (7), case at left.
99 AT 18805C—Shipping weight 16 pounds. Kit \$74.99

(1 thru 7) **Accessories.** One-piece forged high-carbon steel. Hardened, tempered to hold edges. Shanks ground to fit .401-inch openings. Quick-change retainer attachment . . . heat-treated for maximum strength.

Catalog Number	Type	Shipping weight	Each
(1) . . . 9 AT 18814 . . .	Rivet Cutter12 ounces . . .	\$2.99
(2) . . . 9 AT 18812 . . .	Pipe, Panel Cutter13 ounces . . .	3.99
(3) . . . 9 AT 18815 . . .	Pin Punch13 ounces . . .	2.99
(4) . . . 9 AT 18817 . . .	Retainer Attachment4 ounces69c
(5) . . . 9 AT 18813 . . .	¼-inch Cold Chisel13 ounces . . .	2.99
(6) . . . 9 AT 18816 . . .	Straight Punch13 ounces . . .	2.69
(7) . . . 9 AT 18811 . . .	Muffler Splitter15 ounces . . .	3.99

CRAFTSMAN
REG. U.S. PAT. OFF.

Reversible Impact Tool

10 times faster than hand tools!

Power-packed with driving torque . . .
also delivers 1900 impacts per
minute as a rotary hammer



A portable workshop . . . drive and remove
nuts, bolts, screws with accessories below . . .
use with chuck to drill wood, metal, masonry

\$62.99 cash
without chuck, bit or case **\$5 monthly**

Guaranteed for one full year (see page 14).

Excellent for garage, factory, farm and service
stations . . . can pay for itself in time saved.
Ideal for auto overhaul, tire rotation, muffler
removal, farm-machinery repair, building main-
tenance, repair shops and masonry drilling.
With proper accessories it can thread rods, tap
metal, wire brush metals and sand wood and
metal surfaces quickly and efficiently.

Strong aluminum alloy housing. Reverse and
on-off trigger switches on handle. 1/2-inch square
drive. With removable top handle for sure
2-hand control. 100% needle and grease-sealed
ball bearings . . . never need lubrication.

Meets performance requirements of Federal
Specifications WW-650a. Operates on 110-120-
volt, 60-cycle AC. 10-foot 3-wire cord and
adapter are included. UL listed.

Impact Tool only. Without chuck, case, bit.
Shipping weight 9 pounds 5 ounces.

9 AT 1885—\$5 monthly Cash \$62.99

Impact Tool with chuck and case. No bit.
Shipping weight 18 pounds.

99 AT 18853C—\$5 monthly Cash \$74.99

Chuck only. Takes 1/8 to 1/2-inch diameter bits.
Use with wood bits, twist and masonry drills
and taps. 1/2-inch square drive.

9 AT 2253—Shpg. wt. 1 lb. 7 oz. \$9.99

Metal Case for impact tool. 16x10x5 in.
9 AT 1490—Shpg. wt. 7 lbs. 2 oz. \$5.99

Accessories for Impact Tools

(1 thru 8) For use with electric and air impact tools. Sockets (1), (2) and (3)
forged steel with black oxide finish . . . have 6-point openings and square drive.

1 Regular-length Sockets. Exceed
Federal Specifications GGG-W-
660, Type I, Class I, Style A.

Catalog No.	Size	Shpg. wt.	Price
Individual 1/2-inch Drive Sockets.			
9 AT 44001	7/16 inch	5 oz.	79c
9 AT 44002	1/2 inch	5 oz.	79c
9 AT 44003	9/16 inch	6 oz.	79c
9 AT 44004	5/8 inch	6 oz.	89c
9 AT 44005	11/16 inch	7 oz.	89c
9 AT 44006	3/4 inch	6 oz.	89c
9 AT 44007	13/16 inch	8 oz.	99c
9 AT 44008	7/8 inch	8 oz.	\$1.19
9 AT 44009	15/16 inch	10 oz.	1.19
9 AT 44011	1 inch	10 oz.	1.29

Catalog No.	Size	Shpg. wt.	Price
Individual 3/8-inch Drive Sockets.			
9 AT 47571	5/16 inch	3 oz.	69c
9 AT 47572	3/8 inch	3 oz.	69c
9 AT 47573	7/16 inch	3 oz.	69c
9 AT 47574	1/2 inch	3 oz.	69c
9 AT 47575	9/16 inch	4 oz.	69c
9 AT 47576	5/8 inch	4 oz.	69c
9 AT 47577	11/16 inch	4 oz.	69c

11-piece 1/2-inch Drive Socket Set.
Includes one each of individual 1/2-in.
sockets above. Metal carrying tray.
9 AT 44019—Wt. 3 lbs. 12 oz. Set \$8.99

**2 Extra-deep and Medium-deep
Sockets.** Exceed Federal Specifi-
cations GGG-W-660, Type I, Class I,
Style B.

Catalog No.	Size	Shpg. wt.	Each
1/2-inch Drive Extra-deep Sockets.			
9 AT 47590	7/16 inch	10 oz.	\$1.39
9 AT 47591	1/2 inch	11 oz.	1.39
9 AT 47592	9/16 inch	11 oz.	1.39
9 AT 47593	5/8 inch	11 oz.	1.39
9 AT 47594	11/16 inch	11 oz.	1.49
9 AT 47595	3/4 inch	12 oz.	1.49
9 AT 47596	13/16 inch	14 oz.	1.59
9 AT 47597	7/8 inch	1 lb. 1 oz.	1.69
9 AT 47598	15/16 inch	1 lb. 2 oz.	1.79
9 AT 47599	1 inch	1 lb. 5 oz.	1.89

Catalog No.	Size	Shpg. wt.	Each
3/8-inch Drive Medium-deep Sockets.			
9 AT 47581	5/16 inch	4 oz.	79c
9 AT 47582	3/8 inch	4 oz.	79c
9 AT 47583	7/16 inch	4 oz.	79c
9 AT 47584	1/2 inch	4 oz.	79c
9 AT 47585	9/16 inch	4 oz.	79c
9 AT 47586	5/8 inch	5 oz.	79c
9 AT 47587	11/16 inch	6 oz.	79c

3 Flex Impact Sockets. Exceed Federal
Specifications GGG-W-660, Type I,
Class 4.

Catalog No.	Size	Shpg. wt.	Each
9 AT 47411	1/2 inch	9 oz.	\$2.99
9 AT 47412	9/16 inch	9 oz.	2.99
9 AT 47413	5/8 inch	9 oz.	2.99
9 AT 47414	11/16 inch	9 oz.	3.09
9 AT 47415	3/4 inch	9 oz.	3.19
9 AT 47416	13/16 inch	10 oz.	3.29
9 AT 47417	7/8 inch	10 oz.	3.39
9 AT 47418	15/16 inch	11 oz.	3.49
9 AT 47419	1 inch	11 oz.	3.59

4 CRAFTSMAN Impact Adapter. Con-
verts 1/2-in. to 3/8-in. square drive . . .
use 3/8-in. drive tool with 1/2-in. sockets.
9 AT 44124—Shpg. wt. 5 oz. 99c

5 Screwdriver Chuck and Bits.
1/2-inch square drive. Collet
chuck; No. 2 Phillips, No. 12, No.
14 flat bits with finders.

9 AT 18862—Wt. 1 lb. 2 oz. Set \$15.99

6 Impact Chuck. 1/2-inch square
drive. 1/8 to 1/2-inch capacity.

9 AT 2253—Wt. 1 lb. 7 oz. . . . \$9.99

7 Universal Joint.
1/2-inch square drive.
9 AT 44125—Shpg. wt. 4 oz. . . . 2.39

8 6-inch Extension. 1/2-inch
square drive.
9 AT 4477—Shpg. wt. 12 oz. . . \$1.69

No Money Down on anything Sears sells

SEE PAGE 97

CRAFTSMAN COMMERCIAL

Heavy-duty Power Router Kit

Full 1 HP—the most power per pound in its class

So versatile..you can cut, shape, rout, groove and mortise wood or plastic. Make perfect joints (33 different kinds).



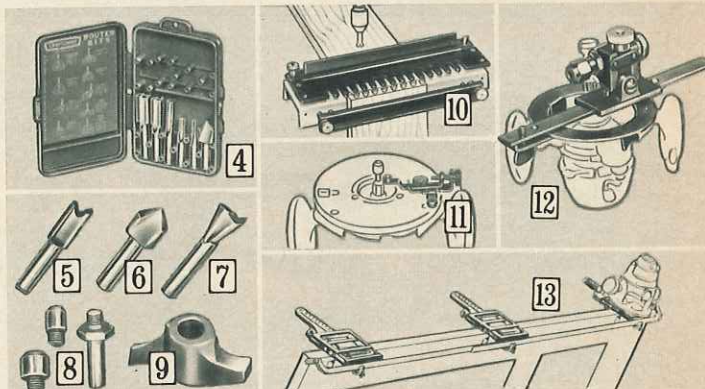
Makes even dovetail and tenon joints . . . trims, cuts, bevels plastic laminates . . . does many jobs practically impossible to do by hand. Micrometer-type depth gauge adjusts in 64th of an inch. Kit consists of (1) router, (2) edge guide and (3) Permaflex™ polyethylene case plus trammel point for cutting circles. Ideal for tradesmen, cabinet shop, and home craftsmen. Combine with bits and accessories at right.

Contoured handles—one with handy trigger switch. Plastic chip deflector eye shield. Built-in spindle lock for faster bit changing. 100% ball bearings. 25,000 RPM. Cuts up to 1 1/2 in. deep. Collet-type chuck. Combination wrench, screw driver. 10-ft. 3-wire cord, adapter. 110-120-v., 25-60-c. AC-DC. UL listed. Guaranteed 1 year; see below. 99 AT 25076C—Shipping weight 20 pounds. \$74.99

- 1 Router only. Wt. 8 lbs. 2 oz. 9 AT 2507—\$5 mo. Cash \$59.99
- 2 Adjustable edge guide. Shipping weight 1 pound 14 ounces. 9 AT 25163. \$4.99
- 3 Super-strong Permaflex™ Case. Double-wall polyethylene. 9 AT 1473—Wt. 5 lbs. 6 oz. \$7.99
- Trammel Point Attachment. (not shown). Wt. 1 lb. 8 oz. 9 AT 25164. \$3.99
- Template Guide Bushings (not shown). 3 nickel-plated steel template guides: 7/16, 3/8, 11/16 in. outside diam. Use with 9AT2572, 99 AT 2563C at right. 9 AT 25069—Wt. 15 oz. \$4.99

CRAFTSMAN Power Router Kit \$54.99 cash \$5 monthly

Perfect for do-it-yourself projects. Motor develops 3/4 HP. 100% ball bearings. 25,000 RPM. Cuts up to 1 1/2 in. deep . . . graduated in 32nds in. Toggle switch. Collet-type chuck grips 1/4-in. shank bits. Includes edge guide, trammel point and Permaflex carrying case shown at left. 10-ft. 3-wire cord and adapter. 110-120-volt, 25-60-cycle AC. UL listed. Router guaranteed one year (see below). Shpg. wt. 18 lbs. 99 AT 25066C. Kit \$54.99 Router only. Shpg. wt. 7 lbs. 5 oz. 9 AT 2506—\$5 monthly. Cash \$42.99



Power Router Bits and Accessories

- 4 6-piece Router Bit Set. Also for drill presses, radial arm saws. 1/4-in. diam. shank. 1 each: 1/8, 1/4, 3/8, 1/2-in. straight-face bits. 3/16-in. veining bit. 1/2-in. bit for V-grooving or chamfering. Fits CRAFTSMAN, Stanley, Porter-Cable, other power routers. 9 AT 2551—Shpg. wt. 7 oz. Set \$12.99 (5 thru 7 11-pc. Kromedge® Router Bits. . . last longer, stay sharp. 1/4-in. diam. shank fits any router, drill press or radial arm saw. High speed alloy steel or carbide-tipped cutting edges.
- 5 Straight-face Router Bits. Wt. 3 oz. 9 AT 2552—1/8 inch. \$1.59 9 AT 25521—1/4 inch. 1.59 9 AT 25522—3/8 inch. 2.19 9 AT 25523—1/2 inch. 2.69
- Carbide-tip Straight-face Router Bits. 9 AT 25524—1/4 inch. Wt. 3 oz. \$3.99 9 AT 25525—3/8 inch. Wt. 3 oz. 4.49 9 AT 25526—1/2 inch. Wt. 3 oz. 4.99 9 AT 25527—3/4 inch. Wt. 4 oz. 5.99
- Stair-flute Bit. 1 1/16 inch. 9 AT 2518—Shpg. wt. 3 oz. 3.99
- 6 V-groove Chamfering Bit. 1/2 inch. 9 AT 2557—Shpg. wt. 3 oz. \$3.99
- Veining Bits. Shpg. wt. 2 oz. 9 AT 2559—3/8 inch. 1.79 9 AT 25592—1/2 inch. 1.99 9 AT 25593—3/4 inch. 2.19
- 7 Dovetail Cutter Bits. Wt. 3 oz. 9 AT 2553—1/4 inch. 2.99 9 AT 25531—1/2 inch. 3.99
- 8 Arbor. 1/4 in. x 28 thread. Use with bits (9). Two pilots included. 9 AT 2589—Shpg. wt. 3 oz. Set \$1.99
- 9 Arbor-type Cove and Bead Bits. 1/2-inch Bead Bit. Use with (8). 9 AT 25561—Shpg. wt. 3 oz. . . . \$3.99 1/2-inch Cove Bit. Use with (8). 9 AT 25571—Shpg. wt. 3 oz. . . . 3.99 3/8-inch Bead Bit. Use with (8). 9 AT 25562—Shpg. wt. 3 oz. . . . 3.69 3/8-inch Cove Bit. Use with (8). 9 AT 25572—Shpg. wt. 3 oz. . . . 3.69
- 10 1/2-in. Dovetail Template. Exact spacing depth adjustment for flush or rabbeted dovetail joints. For stock to 12 in. wide. 5/16 to 1 1/2 in. thick. Channel plate, plastic comb, clamps. No bit, bushings. 9 AT 2572—Wt. 8 lbs. 11 oz. . . \$19.99
- 11 Laminated-plastic Trimmer Attachment. Trims, bevels Formica®, laminated plastic table tops, counters. Adjusts. Carbide-tipped bit. Fits routers on this page. 9 AT 25731—Shpg. wt. 9 oz. . . \$4.99
- Carbide-tipped combination straight and bevel Cutter Bit. For Formica laminated plastic. 9 AT 2541—Shpg. wt. 3 oz. . . . \$3.49
- 12 Sharpening Kit. Grinding wheel fits routers on page. Adjustable fixture sharpens 1/4-in. shank bits. 9AT25169—Wt. 2 lbs. 10 oz. . . Kit \$12.99
- 13 3-section Butt Hinge Template. Use with bushings at far left. Contractor type. For square or round cornered hinges up to 5 in. long. Mortise 2- or 3-hinge doors up to 8 ft. high. 3/4 to 2 1/2 in. thick. 99 AT 2563C—Wt. 10 lbs. . . . \$26.99

Power Planer—Operate it with ONE hand!

Exceptionally easy to handle because it's so compact (9 1/16 in. long; 3 1/2 in. wide) and lightweight (only 5 1/4 lbs.). Helps take the hard work out of planing, sizing or beveling doors, windows and shutters. Excellent for use by tradesmen and in cabinet shops, home workshops.

100% ball bearings. Motor develops 3/4-HP. Cutter operates at 25,000 RPM. Planes off a path 1 1/8 in. wide, 1/4 in. deep. Two fences: 90° for square cuts; 95° for beveling. Slide switch. Satin-finish aluminum alloy housing.

Comes with 10-ft. 3-wire cord, adapter. 110-120-v., 25-60-c. AC-DC. UL listed. Guaranteed one year (see below).

9 AT 2502—Shipping wt. 6 lbs. 10 oz. \$36.99


Replacement Blade for above. 9 AT 25006—Shipping weight 5 ounces. 6.49

Cutter Sharpener Kit. Use planer motor to re-sharpen cutter blade. Instructions included. 9 AT 25007—Shipping wt. 12 oz. Kit \$7.29



PORTABLE ELECTRIC TOOL GUARANTEE

We guarantee all power tools against defects in materials or workmanship as follows: when the tool has been properly used, cared for and maintained, we'll repair or replace (at our option) and install within the time specified from date of sale, any part which proves, upon our examination, to be defective under normal use. Guarantee void if tools used in rental service.



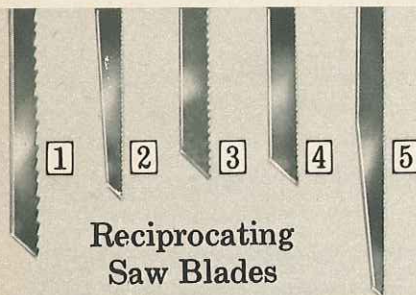
Lil' Crafty® Rotary Electric Tool Kit

\$24.99 cash **\$4** monthly

Hobbyists, home craftsmen . . . this versatile little helper can do so much for you . . . cutting, sanding, polishing . . . much more

This high-speed rotary tool is specially designed for use with wood, plastic or non-ferrous metals. Takes accessories with shafts up to 1/8 in. Shaped so fingers rest in natural position for a sure grip. Length of rotary tool; 8 inches. Hanging bail at rear. Lightweight, yet sturdy housing of aluminum alloy with 2-tone enamel finish.

With 26 accessories including cutters, saws, brushes, polishing wheels, grinding wheels, buffs, extra mandrels. 6-foot 3-wire cord, adapter. Molded plastic case has bins for accessories. 110-120-volt, 60-cycle AC. Guaranteed 90 days (see facing page for guarantee details).
9 AT 25151—Shpg. wt. 2 lbs. 8 oz. . . . Kit \$24.99



Reciprocating Saw Blades

(1 thru 5) Teeth ground to razor sharpness after special heat-treatment that gives exceptional toughness. All blades below (except 9 AT 28684) fit CRAFTSMAN, Black and Decker, Skil, Stanley, Penncraft, Powr-Kraft, Milwaukee and Shopmate reciprocating saws.


1 9 in. long; 3 teeth per in. For fast, rough cuts in green and fibrous woods over 1 in. thick. Good for rough-in work, notching timbers and joists. Made of high carbon steel.
9 AT 28682—Shipping weight 4 ounces . . . 79c

2 6 in. long; 8 teeth per in. For fast, smooth cuts in wood, plastic, composition board and hardboard. Keyhole tip permits intricate scroll cuts. Made of high carbon steel.
9 AT 28681—Shipping weight 3 ounces . . . 49c

3 6 in. long; 24 teeth per in. For cutting steel and other metals up to 1/8 in. thick. Especially suited for cutting pipes or tubing, angle iron. Made of high speed steel.
9 AT 28683—Shipping weight 3 ounces . . . 79c

4 6 in. long; 7 teeth per in. For cutting flush to wall or floor through most materials such as wood, plastic, nails and soft metal. Made of high speed steel. Fits CRAFTSMAN 9 AT 2784 only.
9 AT 28684—Shipping weight 3 ounces . . . 69c

5 12 in. long; 8 teeth per in. For fast, smooth, deep cuts through thick wood, plastic, composition board, hardboard. Keyhole tip for scroll cuts. Made of high carbon steel.
9 AT 28685—Shipping weight 4 ounces . . . \$1.19



Electric Rotary Grinder

Professional quality for tool and die work, automotive, shop, advanced hobby . . . metal, wood, plastic, glass

Rotary Grinder only **\$39.99** cash **\$5** monthly

25-piece Rotary Grinder Kit with case **\$54.99** cash **\$5** monthly

6 Cut, carve, drill, sand, engrave, polish. Develops 1/2-HP. 24,000 RPM. 100% ball bearings. Collet chuck grips 1/8 and 1/4-in. shanks. Hang-up bail. Length: 10 inches. *Kit includes* rotary grinder, 6 rotary cutters, 9 grinding points, 1 1/2x1-in. sanding drum with 6 grit-sanding sleeves, bench stand, Permanex™ polyethylene case same as (8) below. With 10-ft. 3-wire cord, adapter. UL listed. 110-120-v., 25-60-c. AC-DC. Guaranteed 1 year (see facing page).
9 AT 25845—Shipping weight 12 pounds . . . \$54.99
9 AT 2584—Rotary Grinder only. Shipping weight 4 lbs. 10 oz. . . 39.99

7 Stand and Holder for rotary grinder above. Use on bench or as tool post holder on lathe (except 6-in. size). 4 1/2 in. high, 5 in. long.
9 AT 25846—Shipping weight 4 pounds 9 ounces . . . \$7.99

8 Permanex™ Case to hold grinder above and up to 50 accessories. Super-strong. Tough polyethylene . . . double-wall for extra strength. Won't rust, crack; resists acids, oils, cold. 16x4x10 in. wide.
9 AT 1462—Shipping weight 4 pounds 7 ounces . . . \$5.99

(9 thru 14) Individual CRAFTSMAN Cutters. High speed steel. Type M-2. For wood, plastic, metal (except hardened steel). 1/4-in. shanks. Meet Fed. Specs. GGG-F-00340. Shipping weight each 3 ounces.

	Cat. No.	Diam.	Shape	Price
(9)	9 AT 2956	1/4 in.	Cylindrical . . .	\$1.49
(10)	9 AT 2967	1/4 in.	Spherical . . .	1.49
(11)	9 AT 2970	3/8 in.	Tree-pointed . . .	1.89
(12)	9 AT 2968	3/8 in.	Elliptical . . .	1.89
(13)	9 AT 2971	1/4 in.	Conical . . .	1.49
(14)	9 AT 2969	1/4 in.	Tree-radius . . .	1.49

CRAFTSMAN 6-piece Rotary Cutter Set. One each sizes (9) thru (14) above. Separately totals \$9.74.
9 AT 2965—Shpg. wt. 6 oz. . . . Set \$7.99

(15 thru 17) Rotary Cutters. 1/4-in. shanks. For wood, plastic.

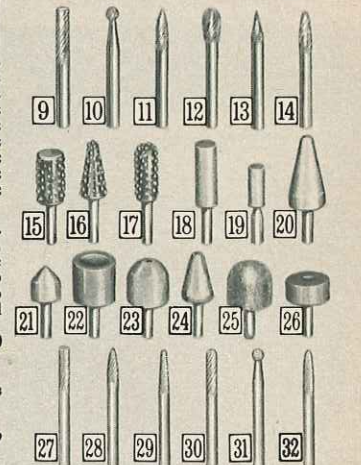
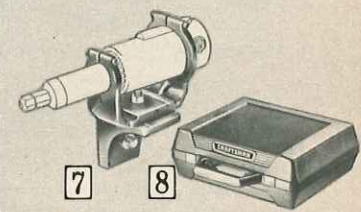
(15) 9 AT 64771—Resp* 9 AT 64781—File†
(16) 9 AT 64773—Resp* 9 AT 64783—File†
(17) 9 AT 64772—Resp* 9 AT 64782—File†
Shipping weight 5 ounces . . . Each 79c
*From W. Germany †From England

(27 thru 32) Individual Solid Carbide Burrs. 1/8-inch shanks.
(27) 9 AT 25641—Cylindrical (30) 9 AT 25644—Cylindrical radius
(28) 9 AT 25642—Tree-shape (31) 9 AT 25645—Ball-shape
(29) 9 AT 25643—Conical (32) 9 AT 25646—Tree radius
Shipping weight 2 ounces . . . Each \$2.99

(18 thru 26) Individual Mounted Grinding Points. Vitrified aluminum oxide on 1x1/4-inch steel shafts. For use in finishing and die cutting. Sizes shown are stone sizes. Shpg. wt. each 4 oz.

	Cat. No.	Diam.	Lgth.	Price
(18)	9 AT 6462	1/2 in.	2 in.	50c
(19)	9 AT 64631	3/8 in.	1 in.	50c
(20)	9 AT 64611	7/8 in.	1 3/4 in.	50c
(21)	9 AT 6458	1 1/2 in.	7/8 in.	50c
(22)	9 AT 64431	1 in.	1 in.	50c
(23)	9 AT 64591	3/4 in.	1 in.	50c
(24)	9 AT 6457	3/4 in.	1 1/2 in.	50c
(25)	9 AT 6460	1 in.	1 in.	50c
(26)	9 AT 6444	1 1/2 in.	1 1/2 in.	50c

Set of 9 Mounted Grinding Points. One each of points (19), (20), (21), (22), (24) and (25) above plus 1/2x1 1/2-in. point similar to (18), 1x1 1/2-in. point similar to (24) and 1-in. diam. spherical point (not shown).
9 AT 6414—Wt. 12 oz. . . . Set \$3.59



CRAFTSMAN Reciprocating Saw

REG. U.S. PAT. OFF.

Handles any job from 12-inch diameter logs to steel pipe or bar stock . . . wood or plastic . . . even the thinnest plastic sheets. Makes tough rip cuts . . . does intricate scroll work


\$44.99 cash **\$5** monthly

Perfect for tradesmen or homeowners. 1 1/2-in. stroke for fast cutting. Locking chuck takes blades up to 12 in. long with 1/2-in. shanks. Motor develops 3/4 HP. 100% ball-bearing drive. No-load speed 2200 strokes per minute. Precision helical steel gears. Brushes externally accessible for easy replacement.

In-line counterbalance mechanism cuts vibration for smoother action . . . helps reduce fatigue. Cuts flush along floor or wall without attachment. 4-position, flip-flop base shoe lets you position saw to work as required . . . extends blade life. Heavy-duty, 3-position auxiliary handle. Built-in sawdust blower keeps cutting line clean, easy to follow.

Sectional polished aluminum housing. Trigger lock switch, safety release. With wrench, holder and 3 wood cutting blades. 10-ft. 3-wire cord, adapter. 110-120-volt, 25-60-cycle AC. UL listed. Guaranteed one year (see facing page).
9 AT 2784—Shipping weight 9 lbs. 14 oz. . . . \$44.99


Sturdy steel Carrying Case for saw above (not shown). Charcoal gray baked enamel finish. Convenient handle. Clips for storing cord under cover.
9 AT 1460—Shipping weight 8 lbs. 14 oz. . . . \$5.99



CRAFTSMAN
COMMERCIAL

7-inch Polisher or Sander

For commercial work in auto shops or in light industry



\$11⁹⁹

Permanex™ Cantilever Carrying Case

For sander 9AT776 or polisher 99AT777C shown at right. Super tough Permanex™ polyethylene. Easy-grip handle. 21½x12½x12¾ in. 99 AT 1461L—Wt. 11 lbs. \$11.99

Either tool

\$69⁹⁹ cash

without accessories shown

\$5 monthly



\$39⁹⁹ cash

\$5 monthly

CRAFTSMAN Sander-Polisher

REG. U.S. PAT. OFF.

2 speeds . . . fast for rough sanding . . .

slow for polishing autos, furniture, floors, etc.

Convenient two-position control switch. Rigid sectional aluminum housing. Polished finish. Auxiliary handle mounts in 3 positions. Motor brushes externally accessible. 6-inch diameter rubber backup pad. Motor develops ¾ HP. 100% ball and needle bearings. Precision helical gears for long life. Includes 3 assorted sandpaper discs, spanner wrench and polishing bonnet. 10-ft. 3-wire cord, adapter. 110-120-volt, 60-cycle AC. UL listed. Guaranteed 1 year, see page 14.

IMPORTANT—You can convert this tool into an efficient 2-speed electric drill. The ½-inch x 20-thread spindle takes the ½-inch chuck 9 AT 2980 shown on page 21 of this catalog. 9 AT 1151—Shipping weight 7 lbs. 6 oz. \$39.99

Aluminum-oxide Sanding Discs. Fit 9 AT 1151; former 9-794, 9-1150. 6-in. diameter, ⅝-in. center hole. Pkg. of 6. Shipping weight 7 ounces. 9AT25293—Fine. . . . Pkg. 69c 9AT25294—Medium. Pkg. 69c 9AT25295—Coarse. . Pkg. 69c

6 Permanex™ Carrying Case. Super-tough, durable. Easy-grip handle. For 9AT1151 above, former 9-794, 9-1150. 16x13½x9½ in. 9 AT 1482—Wt. 5 lbs. 7 oz. . . \$7.99

Lamb's Wool Polishing Bonnet. For 9 AT 1151 above and former 9-794, 9-1150. 6-inch diameter. 9 AT 2527—Wt. 4 oz. . . Each \$1.19

These tools are specialists . . . precision engineered to take constant use . . . Low front design gets in those tight places . . . Guaranteed 1 full year (see page 14)

1 Polisher. Buffs and polishes large wood or metal areas in no time. With dispenser (2) sold below, you can apply wax or polish as you buff. Motor develops over 1 HP, 1950 RPM; has ball bearings and spiral-bevel gears. Flexible backup pad gives under pressure—no ugly marks. Eye-bolt for overhead support. Handle can be used on either side. Non-glare satin finish. Includes lamb's wool polishing bonnet, can of wax, 10-ft. 3-wire cord, adapter. 110-120 volt, 25-60-cycle AC-DC. UL listed. See "CRAFTSMAN COMMERCIAL" story, page 8. 99 AT 777C—Shipping weight 15 pounds. \$69.99

2 Polish Dispenser. Nozzle extends beyond bonnet's edge. ½-pint capacity. 9 AT 2842—Shipping weight 1 pound 5 ounces. \$6.99

Lamb's Wool Polishing Bonnet. Replacement bonnet for above polisher. 9 AT 2528—Shipping weight 5 ounces. \$1.49

3 Sander. Develops high speed (4400 RPM) needed for heavy sanding or paint removal, feather edging or weld grinding. Motor develops over 1 HP, has ball bearing construction, spiral-bevel gears for lengthy dependability. Eyebolt for overhead support. Non-glare satin finish. Handle can be used on either side. Includes 3 sanding discs, backup pad. 16¼-inches long. 10-ft. 3-wire cord, adapter. 110-120-v., 25-60 c. AC-DC. ⅝-in. x 11-thread spindle fits (4) and (5) below. UL listed. Order carrying case at upper left. 9 AT 776—Shipping weight 14 pounds. \$69.99

4 Safety Guard. Use with (5). 9 AT 1710—Wt. 1 lb. 8 oz. . \$6.99

4-inch Cup Grinding Wheel. Fits ⅝-in. x 11-thread spindle. For deburring and weld grinding. 9 AT 6417—Wt. 2 lbs. 10 oz. . \$5.49

5 Grinding Disc. 7x¼-in. Fits ⅝-in. spindle. Alum. oxide. Use with (4). 9 AT 64101—Wt. 1 lb. 1 oz. . \$2.89

Aluminum Oxide Sanding Discs. For use with sander (3) and other 7-inch sanders. Tough fiber backing. 7-inch diameter, ⅝-inch center hole. Come in package of 10.

Catalog Number	Grit	Shipping weight	Pkg.
9 AT 25290	80	1 lb. 2 oz.	\$3.39
9 AT 25291	50	1 lb. 10 oz.	3.69
9 AT 25292	36	1 lb. 12 oz.	3.99

To get full CRAFTSMAN Commercial story, turn to page 8

No Money Down on anything Sears sells

SEE PAGE 97

CRAFTSMAN[®] COMMERCIAL 1/2 HP
Dual-action Sanders



3 Dust Pick-up Adapter. Fits sander (1) at right. Connects to HOME-N-SHOP Vacs on page 19 and fits most tank type vacuum cleaners. No messy clean-ups after sanding. With 6-ft. hose.
9 AT 22405—Wt. 2 lbs. 3 oz.. \$6.99

4 Permanex™ Case. Super-tough polyethylene gives sanders (1) and (2) top protection. Extra-strong double wall construction. 16x13 1/2 x 9 1/2 in. deep.
9 AT 1482—Wt. 5 lbs. 7 oz.. \$7.99

Lamb's wool Polishing Pad. (Not shown.) For Sanders (1) and (2).
9 AT 2537—Wt. 3 oz. . . . Each 89c



1 without built-in dust pick-up
\$42⁹⁹ cash
\$5 monthly


2 with built-in dust pick-up
\$49⁹⁹ cash
\$5 monthly

Flip lever . . shifts from orbital, fast-rough to straight-line, fine sanding. Built for heavy continuous service in cabinet, boat or auto shops . . 100% ball bearing motor

(1 and 2) Sand wood or metal; remove paint or varnish. Knob handle fits side or front. Special non-glare satin finish on sectional aluminum alloy housing. Over 4000 strokes per minute. Motor develops over 1/2 HP. Meets performance requirements of Federal Specifications 005-90A. UL listed. 10-foot, 3-wire cord, adapter. 110-120-volt, 25-60-cycle AC-DC. Assortment of fine, medium, coarse no-load aluminum oxide 1/2-sheets included. Guaranteed 1 year, see page 14. See "CRAFTSMAN COMMERCIAL" story on page 8.

1 Without built-in dust pick-up system. See adapter (3) at left.
9 AT 2240—Wt. 9 lbs. 2 oz. . . . \$42.99

2 With built-in dust pick-up system. Vacuum system collects sawdust in swivel mounted bag.
9 AT 2241—Shpg. wt. 13 lbs. \$49.99



CRAFTSMAN Orbital Sander \$19⁹⁹

Sand wood, remove old paint or varnish . . smooth dry wall joints. Also use as polisher with pad 9AT2530 below. Universal motor. No-load speed 4200 orbits per minute. 3 3/8 x 7-inch pad. Polished aluminum housing. UL listed. 10-foot 3-wire cord and adapter. 110-120-volt, 60-cycle AC. Two each, fine, medium and coarse sanding sheets. Guaranteed 1 year (page 14). For pad, see 9 AT 2530 below.

9 AT 2582—Shipping weight 6 pounds. \$19.99

Dust Pick-up Adapter (not shown). For above sander. Fits HOME-N-SHOP Vacs or tank-type vacs.
9 AT 25815—(With 6-ft. hose.) Wt. 2 lbs. \$6.99

CRAFTSMAN Finishing Sander \$14⁹⁹

For fine finishing. Also use as polisher with pad sold below. Magnetic impulse driven . . 14,400 strokes per minute. 3 3/8 x 7-inch pad takes 1/2 of a standard sandpaper sheet. Rigid aluminum housing . . polished finish. Rubber mounted handle helps absorb vibration. UL listed. 10-ft. 3-wire cord and adapter. 110-120 volt, 60-cycle AC. Two each, fine, medium and coarse aluminum oxide sheets included. Guaranteed 1 year (see page 14 for details).
9 AT 762—Shipping weight 5 pounds. \$14.99

Lamb's Wool Polishing Pad for 9AT762, 9AT2582.
9 AT 2530—Shipping weight 2 ounces. 69c

Lamb's Wool Pad for former 9-769. 4 3/4 x 11 inches.
9 AT 2537—Shipping weight 3 ounces. 89c

Economy Finishing Sander \$9⁹⁹

Use also as polisher with pad sold below. Magnetic impulse driven . . 14,400 strokes per minute. 3x6-in. pad. Hi-impact plastic housing shaped for a firm, comfortable grip. UL listed. 6-ft. 3-wire cord and adapter. 110-120-v., 60-c. AC. Two each, fine, medium and coarse aluminum oxide sanding sheets included. Guaranteed 90 days (see page 14).
9 AT 2580—Shipping weight 3 lbs. 2 oz. \$9.99

Lamb's Wool Polishing Pad for 9AT2580 above and former 9-2242 and 9-766. (Not shown.)
9 AT 2782—Shipping weight 2 ounces. 59c



\$32⁹⁹ cash
\$5 monthly

CRAFTSMAN Dual-action Sander

3 3/8 x 7 1/4-inch pad changes from a fast-working orbital sander to a fine-finish, straight-line sander with a turn of a key. Sanding pad extends beyond sander sides for corners. Universal ball-and-sleeve bearings in motor. 3500 orbital or straight-line strokes per minute. Knob for 2-handed sanding. Polished aluminum alloy housing. UL listed. 10-ft. 3-wire cord, adapter. 110-120-volt, 60-cycle AC. Two each, fine, medium, coarse aluminum oxide sheets included. Guaranteed 1 year (see page 14 for details of guarantee).
9 AT 2246—Shipping weight 5 lbs. 15 oz. \$32.99

Permanex™ Case. For sanders 9 AT 2246, 9 AT 2582, 9 AT 762 and 9 AT 2580. Won't chip, crack, peel even at 20° below zero . . won't rust. Resists denting, acids, oils. Double wall construction. 16x13x5 inches deep.
Shpg. wt. 4 lbs. 8 oz.
9 AT 1481. \$5.99



**CRAFTSMAN®
COMMERCIAL**

4-inch Belt Sanders

Develop 1½ HP..handy slide switch for 2-speed operation



Without built-in dust collector
\$69.99 cash **\$5** monthly



With built-in dust collector
\$79.99 cash **\$5** monthly


With commercial-duty motor . . . extra-large brushes . . . overload-resistant insulations

Without dust collector. Same belt sander as 99 AT 2267C described at right, but without built-in dust pick-up. Easily converts to almost dust-free sanding with dust pick-up hose and adapter attachment 9 AT 22605 at right below. No-load belt speeds: *high*—1500 surface feet per minute; *low*—1250 surface ft. per minute. Includes three assorted aluminum-oxide sanding belts: one fine, one medium and one coarse. Commercial-duty motor operates on 110–120-volt, 60-cycle AC. 10-foot, 3-wire cord and adapter. UL listed. Guaranteed one year (see below). "CRAFTSMAN COMMERCIAL" story on page 8. 99 AT 2262C—Shipping weight 18 pounds. \$69.99

With dust-collector. Large 4x24-inch sanding belt . . . 24 sq. in. of sanding surface . . . stable sanding even on irregular surfaces . . . helps prevent gouging. Belt tracks perfectly . . . change in seconds with quick-release lever. Sands flush to vertical surfaces. Choice of 2 speeds: *high* (1275 surface feet per minute) for fast work on regular sanding jobs; *low* (1050 surface feet per minute) for polishing metal and wood with special belts listed below. Built-in dust pick-up system enclosed in high-impact housing. Dust bag detaches for quick emptying . . . held upright by stiff wire frame . . . swivel-mounted to stay out of your way while sanding. Aluminum alloy housing with non-glare satin finish. Ball and needle bearings. Locking double pole trigger switch with safety release. Combination gear and cogged belt drive. Includes assortment of 1 each fine, medium and coarse aluminum-oxide sanding belts. Operates on 110–120-v., 60-c. AC. 10-ft. 3-wire cord, adapter. UL listed. See guarantee below. "CRAFTSMAN COMMERCIAL" story on page 8. 99 AT 2267C—Shipping weight 18 pounds. \$79.99

GUARANTEE FOR SANDERS


We will repair at no charge any portable sander on this page that shows defects in materials or workmanship, if returned within one year of the date of purchase. See page 14 for more details of this guarantee.



\$44.99 cash **\$5** monthly

CRAFTSMAN 3-inch Belt Sander
REG. U.S. PAT. OFF.
. . . develops full ¾ HP

This rugged sander will take the hard work out of one of the most tedious jobs in woodworking. Helps you get excellent results in cabinet work, boat or auto repair and refinishing. Fast wood removal on any large surface . . . floors, doors, etc. 3x21-inch belt provides 14 square inches of sanding area. Sands wood, metal, stone, and plastic. Sands flush to vertical surfaces. For dust-free sanding use attachment 9 AT 22595 at right. No-load belt speed 1300 feet per minute. Ball and oil-impregnated sleeve bearings for longer life. Polished aluminum alloy housing. Handy slide switch set in top of handle. To use for polishing and finishing work, order nylon web finishing belts at right. Includes 3 aluminum oxide sanding belts: 1 fine, 1 medium, 1 coarse. 10-ft. 3-wire cord, adapter. 110–120-v., 60-c. AC. Guaranteed 1 year, see above right for details of this guarantee. 99 AT 2258C—Shipping weight 12 pounds. \$44.99



Belt Sander Accessories

(1 and 2) **Permanex™ Carrying Cases.** Extra-tough polyethylene construction . . . won't chip, scratch, dent or peel. Storage space for sanding belts.

1 For 3-inch sander at left. 16x13½x9½ inches. 9 AT 1482—Wt. 5 lbs. 7 oz. \$7.99

2 For 4-inch sanders above. 21½x12½x12¾ inches. 99 AT 1461L—Shpg. wt. 11 lbs. \$11.99

3 **6-ft. Vacuum Attachment with Adapter.** One end fits sander, the other end fitted for CRAFTSMAN HOME-N-SHOP™ Vac, most other tank-type shop, household vacs.

For sander 99 AT 2258C at left. 9 AT 22595—Shpg. wt. 2 lbs. 2 oz. \$8.99

For sander 99 AT 2262C at left, above. 9 AT 22605—Shpg. wt. 1 lb. 4 oz. \$8.99

4 **Nylon Web Finishing Belts.** Our best belts for fine finishing. Many uses! Clean marked floors . . . clean soiled, faded paint . . . polish brass, chrome, aluminum, steel . . . clean rusted auto bumpers . . . get fine satin finish on varnishes and lacquers . . . polish pots, pans . . . remove scuffs from floor tile . . . polish finished wood floors . . . clean tools and golf clubs. Made of Microlon® non-woven nylon with silicon-carbide grit. Gives exceptionally uniform sanding because new abrasive grits are continually exposed as nylon fibers are worn away. Cloth backed.

For sanders 99 AT 2262C, 99 AT 2267C above, other 4-in. portables. 4x24-in.

9 AT 22261—Fine. Wt. 7 oz. \$2.49
9 AT 22262—Medium. Wt. 7 oz. 2.49
9 AT 22263—Coarse. Wt. 7 oz. 2.49

For sander 99 AT 2258C left. 3x21-in.
9 AT 22271—Fine. Wt. 7 oz. \$1.59
9 AT 22272—Medium. Wt. 7 oz. 1.59
9 AT 22273—Coarse. Wt. 7 oz. 1.59

Lubricant for belts above (not shown). Minimizes loading for longer belt life. Helps prevent clogging so abrasive grit can cut cleanly. Ideal for all belt sanding and polishing operations . . . on all metals, plastic and glass. 7-oz. tube. 9 AT 2866—Shpg. wt. 11 oz. Tube 69c

No Money Down on anything Sears sells . . . See page 97

Our finest ever! Super-tough Vacs of Permanex™ blow-molded polyethylene. Won't crack, chip, peel or rust; resist acids, alkalis, solvents and oil. Withstand temperatures down to 20° below zero

and they quickly clean any area..wet or dry



CRAFTSMAN 45-gallon
REG. U.S. PAT. OFF.
Heavy-duty Industrial Vac

With dolly and nozzle **\$84.99** cash **\$5** monthly

Perfect for schools, shops, factories, etc. Giant 5-bushel capacity. Two by-pass motors develop 1 1/4 HP each (1 for light, 2 for heavy pickup). Sealed ball bearings. Powerful 2-stage suction or blower action. Permanex tank-container 40 1/2 in. high, 24 1/2 in. diam. Beige color clear through. Drain plug. Lift-off steel cover, gray enameled. Flexible 6-ft. hose, 2 1/2-in. diam. Swivels 360°. Triangular nozzle. Hose, cord store on cover. Dolly with 4 ball bearing casters snaps on, off. 8-ft. 3-wire cord, filter bags. UL listed. 110-v., 60-c. AC. For heavy duty wet pickup order nozzle (4). 99 AT 17831N—Shipping wt. 53 lbs.. \$84.99

SHIPPING NOTE: 99 AT 17821N, 99 AT 17831N, 99 AT 1781N, sent freight (rail or truck) or express.

In addition, you get powerful and full-strength pickup from empty to full tank-container because of direct-line air flow. Debris or liquid by-passes motor, falls directly into tank-container—it can't reduce suction or re-circulate through the motor.

Also, as a result of this unique system, "clean" dirt-free air blows through the motor fans. This, plus independent motor cooling lengthens the life of the motor.

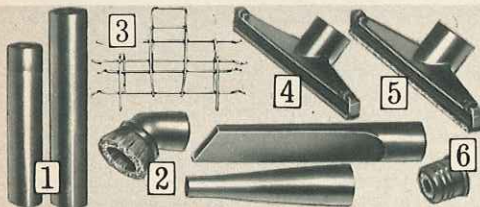
Guaranteed 1 full year.

CRAFTSMAN 27-gallon
REG. U.S. PAT. OFF.
HOME-N-SHOP® Vac

With dolly and nozzle **\$59.99** cash **\$5** monthly

All the features of vac at left except has 3-bushel capacity, 1 by-pass motor that develops 1 1/4 HP and beige Permanex tank-container is 31 1/4 in. high, 22 1/2 in. diameter. Excellent for workshops, stores, apartment buildings, etc. With 8-foot 3-wire cord, filter bags. UL listed. 110-volt, 60-cycle AC. For heavy-duty wet pickup order special wet pickup nozzle, below left. 99 AT 17821N—Shipping weight 39 pounds. . . \$59.99

GUARANTEE: If any vac on this page shows defects in materials or workmanship, we'll repair it, without charge, if returned within guarantee period. All guaranteed 90 days if in continuous duty, except 99 AT 1780L, 30 days. Guarantee does not apply if vac used in rental service.



Handy Accessories

- 1 2-piece 46-inch Extension Handle. Plastic. Wt. 1 lb. 4 oz. 9 AT 16964.....\$3.99
- 2 Accessory Set. 1 brush, 1 crevice tool. Plastic. Wt. 1 lb. 4 oz. 9 AT 16973.....\$4.99
- 3 Rack for accessories. Hang on vac or wall. Holds 7 accessories. Shpg. wt. 1 lb. 10 oz. 9 AT 17816.....\$1.99
- 4 Wet Nozzle. Only for vacs 99 AT 17821N and 99 AT 17831N above. 14 in. wide. Wt. 1 lb. 3 oz. 9 AT 17817.....\$4.19
- 5 14-in. Nozzle. Fits hose and extension handle. Made of plastic. Shpg. wt. 1 lb. 3 oz. 9 AT 16925.....\$3.99
- 6 Hose Adapter. Takes most standard home vac attachments. 9 AT 16966—Wt. 6 oz. \$1.79
- 6-ft. Hose. 2 1/2 in. diam. Shpg. wt. 3 lbs. 4 oz. 9 AT 17818.....\$5.49
- Cloth Filter Bag. Fits over, protects motor. 9 AT 16967—Wt. 4 oz. \$1.29
- Paper Filter Bag. Use over cloth bag for fine dust. Pkg. of 5. Shpg. wt. 4 oz. 9 AT 16946....Pkg. \$1.29



Radial Arm Saw Dust Collector

CRAFTSMAN. Cuts needless clean-up time. Collects sawdust through 9 1/2 x 10-inch shroud opening in rear and 1 1/4-inch hose from guard. Shroud easily attaches to table as illustrated.

Effective in crosscut, rip, double cut or miter positions. Use with any Sears vac on this page. Strongly made.

Shipping weight 5 pounds 6 ounces. 9 AT 16996..Kit \$12.99

CRAFTSMAN HOME-N-SHOP® Vac
.. holds 3-bushel dry load

Without dolly **\$39.99** cash **\$5** monthly

Similar to 9 AT 17821N above, but for dry pickup only. Single-stage motor (not by-pass) develops 1 HP. 27-gal. beige Permanex container 27 1/4 in. high, 22 1/2 in. diam. 1-yr. guarantee. See Shipping Note. 99 AT 1781N—Shpg. wt. 29 lbs..... \$39.99

Dolly for above. Made of steel with 4 plastic casters. 9 AT 17815—Shpg. wt. 4 lbs. 4 oz.....\$6.79

Compact .. holds 1 1/2-bushel dry load

Without dolly **\$29.99** cash **\$4** monthly

Dry pickup only. 1-stage motor (not by-pass) develops 1 HP. 12-gal. fiber drum 15 in. high, 16-in. diam. 6-ft. hose swivels 360°. Triangular nozzle. 6-ft. 2-wire cord. UL listed. 110-volt, 50-cycle AC. 90-day guarantee. . . above. 99 AT 1780L—Wt. 17 lbs.....\$29.99

Dolly for 99 AT 1780L, former 99-1698. Steel frame, 4 plastic casters. 9 AT 17805—Wt. 2 lbs. 11 oz.....\$4.19



Specially designed to handle tough commercial jobs
Our biggest and most powerful
Radial-arm Saw



\$329⁰⁰ cash
\$15.50 monthly

Legs included . . .
no stand
needed

This **CRAFTSMAN** 12-inch Saw develops
REG. U.S. PAT. OFF.
a full 3 HP . . . cuts wood 4 inches thick

- Carriage glides on round steel tracks for extra-long service
- Color-coded controls up front for fast and easy set-ups
- Blade doesn't protrude from table when outripping . . . safer
- Legs can be mounted horizontally for use as carrying handles

A massive, brawny, extra-powerful saw . . . precision-built for superb cutting accuracy. Top commercial quality throughout. Electro-mechanical brake stops blade automatically . . . more convenient than ordinary mechanical brakes . . . does not drag when blade is started. No waiting between set-ups. Carriage glides on sealed, permanently lubricated ball-bearings. Motor, yoke and carriage easily removed for storage.

Extra-large 28¼x44-inch table provides plenty of work space. Back-end of ¾-inch arbor has standard ½-inch x 20-thread . . . needs no special adapters for standard accessories. Automatic thermal overload protector resists motor burn out. Adjustable anti-kickback and splitter.

Cuts from top . . . layout marks are always in view. Settings hold fast . . . give precision cuts even with repeated operations. Handle and motor are an integral assembly . . . single-hand control with full-view cutting keeps you in control at all times. Rocker-type switch with key-lock . . . provides extra safety when tool is left unattended.


Direct drive for full power . . . no belts needed. Capacitor-start motor has permanently lubricated ball bearings for long life. Operates on 110-120 or 230-volt, 60-cycle AC. 12-inch Kromedge® combination blade. UL listed. Guaranteed for 1 full year (see page 14). See accessories on facing page. Shipping weight 236 pounds.


99 AT 2950N—\$15.50 monthly . . . Cash \$329.00

SPECIFICATIONS

- Motor develops 3 HP, 3450 RPM
- Blade size 12-inch x ⅝-inch hole
- Depth of cut (maximum) 4 inches
- Depth of cut 45° (maximum) 3½ inches
- Width of crosscut (max.) in 1-in. stock . . . 16 in.
- Width of rip (maximum) 26½ inches
- Height adjustment 9½ inches
- Dado size 8-in. diameter x 1½ in.
- Dado depth (maximum) 1½ inches
- Miter index stops Arm rotates 360°, fixed stops at 0° and 45° right or left
- Yoke Swivels 180° left or right with fixed stops at 0° and 90° right or left
- Bevel index Motor tilts 180°—fixed stops at 0°, 45° and 90° right or left
- Scales Miter, bevel, in-and-out rip
- Table Resin-bonded chipboard 28¼x44x1 in.
- Column diameter 3 inches
- Distance from center line of column to end of arm 30½ inches
- Over-all size 34¼ inches high, 44 inches wide, 38¾ inches long

Here's what this versatile saw can do by itself and in combination with accessories listed on the opposite page. "CRAFTSMAN Radial-arm Saw Book" at right explains all these operations in detail.





You get many more uses for your CRAFTSMAN Radial-Arm Saw with these handy accessories

1 Miter Top. For quick, easy, extremely accurate miter cuts. Designed for left and right hand mitering with radial-arm saw in cut-off position. Makes many of the more complicated miter cuts simpler to set up. Lets you find and fit unknown angles. With the aid of a square you can find roof pitches and bracing angles, make layouts fast. Made of aluminum and wood. Fits all CRAFTSMAN and many other radial-arm saws. 32x21 inches deep. 99 AT 2963C—Shpg. wt. 17 lbs...\$22.99

2 Shaper Fence. 3-inch movement. 45° angular adjustment. Ideal support when cutting picture, window or door frames. 9 AT 2954—Wt. 4 lbs. 3 oz. \$6.99

3 Automatic Carriage Return. Rewind action of strong steel wire automatically returns carriage to rear of arm after crosscut. Operates on any miter angle. Sturdy steel construction. Painted charcoal gray. For use with radial-arm saws 99 AT 2941N (page 22) and 99 AT 2950N (page 20). 9 AT 2956—Wt. 1 lb. 6 oz. \$6.99

4 CRAFTSMAN Key Chuck. Converts your saw for routing, drilling, etc. Precision geared. Holds standard shank boring tools up to 1/2-inch diameter. Fits 1/2-20-thread shaft. Capacity: 3/4 to 1/2 inch. Comes with key. 9 AT 2980—Shpg. wt. 1 lb. \$5.99

5 Hold-down Attachment. Fits most bench saws, radial-arm saws, shapers and jointers. Keeps hands away from cutting blade. Provides constant pressure on the work piece during the entire length of the cut. Four steel fingers hold work tightly against fence and table top. Keeps it from creeping away from the blade. Attachment includes 2 clamps for attaching auxiliary rip fence (rip fence not included) to regular rip fence; 2 tempered steel "L" rods that attach to clamps and hold-down fingers; 4 holding fixtures that lock fingers to "L" rods; 4 spring steel hold-down fingers. All mounting hardware and instructions included. 9 AT 3230—Wt. 2 lbs. 11 oz. . . . Set \$4.99

6 Miter Vise. A double-jaw vise for cutting perfect 45° miters (90° miter joints) on all radial-arm and swing saws. Holds molding and frame sections up to 3 in. wide. Aluminum base and jaws with steel screw. For wood or metal. 9 AT 3279—Shpg. wt. 2 lbs. \$9.99

7 Molding Head Guard. Gives you extra protection when saw is used as a shaper. Use with molding heads and dados up to 7-inch diameter on page 27. Fits radial-arm saws on pages 20, 22 and 23. Also fits former saws 99-2900 and 99-2940. 9 AT 29524—Shpg. wt. 1 lb. 1 oz. . . . \$8.99

Same as 7 above but fits molding heads and dados up to 8-inch diameter. 9 AT 29523—Shpg. wt. 1 lb. 8 oz. . . . \$8.49

8 Floating Ring Guard. Gives you maximum protection while you retain a clear view of operation at all times. Guard "floats" up and covers work as saw is fed. Will not distract attention from cutting operation, thus giving a precision cut. Fits saw 99 AT 2941N on page 22 and former saws 99-2940 and 99-2931. Not for use on radial-arm saw 99 AT 2935N on page 23 and radial-arm saw 99 AT 2950N on page 20. 9 AT 29005—Shpg. wt. 1 lb. 8 oz. . . . \$6.99


9 Rotary Surface Planer Attachment. Three blades give extra-smooth finish. 5/8-inch arbor hole. Fits CRAFTSMAN radial-arm saws on pages 20, 22, and 23; also former saws 99-2940, 99-2900 and 99-2931. 9 AT 29512—Shipping weight 1 lb. . . \$6.99

Surface Planer Attachment with Carbide Tip. Similar to (9) above, but carbide tips stay sharp much longer. Last much longer than non-tipped surface planers. 9 AT 29513—Shipping weight 1 lb. . . \$9.99

10 Sanding plate. One side medium grit, other side coarse. Diameter ten inches. Flat sanding surface. Acme thread hub (5/8 x 12). Fits radial-arm saws 99 AT 2935N on page 23, 99 AT 2941N on page 22, and 99 AT 2950N on page 20. Also fits former 99-2940, 99-2900, and 99-2931. 9 AT 22724—Shpg. wt. 4 lbs. 6 oz. . . \$5.79

Radial-Arm Saw Book

Gives complete information for getting the most out of the radial-arm saws shown in this catalog. Explains and illustrates all operations. 102 pages in all. Durable and attractive plastic cover. Wt. 15 oz. 9 AT 2938 \$3.99



With 3 drawers and door **\$49.99** cash **\$5** monthly

Heavy-duty Stand or Cabinet

11 Provides solid support for radial-arm saws and other heavy tools. Use with saw 99 AT 2941N on page 22 or saw 99 AT 2935N on page 23. Converts into a shop cart with casters listed below. Holds 5 drawers or 4 shelves (listed below) or any combination. Sides (and door listed below) are perforated to hold hooks for tools and accessories. 26 assorted hooks included with cabinet.

Basic stand has top tray with 1 3/8-inch rim; bottom and back. Use top with rim down as shelf or up as tray. Adjustable feet. Gray enameled finish. Drawers have red trim. Shipped unassembled.

Stand with 3 drawers and door. 23 7/8x18x32 3/4 inches high. See description of door and drawers below. 99 AT 10304L5—Shipping weight 76 pounds. \$49.99

Basic Stand. Without door or drawers. 99 AT 10303L—Shipping weight 43 pounds. 29.99

Steel Drawer.* 16 3/8x15 1/8x4 1/4 inches. With mounting rails and drawer slides. 99 AT 10327C—Shipping weight 9 pounds. \$5.29

Steel Shelf.* With mounting hardware. Shpg. wt. 4 lbs. 99 AT 10347C—(16 3/8x18 7/8x1 3/8 in.) \$3.19

Steel Door.* 24 1/8 inches high; 20 3/4 inches wide. Full-length hinge. Tumbler lock. 2 keys. 99 AT 10336C—Shipping weight 8 pounds. \$5.49

*These three accessories fit stands above and below, also 99 AT 10265N2 on page 96.

12 Retractable Caster Set. Step on lever to lower casters for rolling. Step on it again to retract casters. Cast aluminum. Hard plastic wheels. For stand above. Also for 99 AT 10525C, 99 AT 1071K on page 35 and 99 AT 10265N2 on page 96. Fits former 99-1026, 99-10425, 99-1030 and 99-10307. 450 lb. capacity. Set of 4 casters. 99 AT 7440C—Shipping weight 11 pounds. . . . Set \$12.99

Heavy duty retractable Caster Set (not shown). Capacity 600 pounds. Similar to caster set above but with heavier aluminum construction throughout. Solid rubber balls start rolling the instant you push. Fits all stands listed under above caster set. Set of 4 casters. 99 AT 1040C—Shipping weight 8 pounds. . . . Set \$18.99


Utility Stand \$21.99

Here's a rugged, heavy-gauge steel utility stand designed for use with radial-arm saw 99 AT 2935N on page 23, 99 AT 2941N on page 22. Not for saw 99 AT 2950N on page 20.

24x18x32 3/4 inches high. Adjustable feet permit leveling stand on uneven floors. 20-inch space between top and bottom rails will hold 5 drawers or 4 shelves. . . or any combination. Drawers and shelves not included, (listed above).

Sides perforated to hold tools. 26 hooks included. Unassembled. Not for use with casters.

Shpg. wt. 32 lbs. 99 AT 10301L. . \$21.99




No Money Down on anything Sears sells

CRAFTSMAN 10-inch Radial-arm Saw develops 2 HP

REG. U. S. PAT. OFF.

Special electro-mechanical
brake stops blade
within 10 seconds



Without stand **\$249⁰⁰** cash **\$12.50** monthly

- Automatic friction lock holds carriage securely when it is pushed to rear end of track . . helps stop bounce-back and creeping
- Color-coded controls are positioned up front for speedy setups
- Large 20 $\frac{3}{4}$ x40-inch table doubles as a convenient work bench
- Enclosed 3-inch diameter column provides extra rigid support

This great saw meets the requirements of professional craftsmen and home workshop owners who demand extra accurate, top-quality tools. Practically an entire woodworking shop in one tool (for added versatility, see accessories on page 21).

The electro-mechanical brake is more convenient than ordinary mechanical brakes . . stops blade automatically when power is shut off. No waiting between setups . . brake does not drag when saw is started. Saw glides along radial arm on permanently lubricated ball bearings . . a feather-light touch moves entire carriage mechanism. 4 $\frac{3}{4}$ inches between bearing centers for extra smooth carriage travel. Thermal overload protector resists motor burnout.

Keylock on on-off switch provides extra safety when tool is left unattended. Back-end of $\frac{5}{8}$ -inch motor shaft is standard $\frac{1}{2}$ -inch x 20-thread size . . needs no special adapters for handling accessories. Cuts from top . . layout marks are always in full view. Adjustable anti-kickback device.

Direct drive for full transmission of power . . no belts or gears needed. Capacitor-start motor has permanently lubricated ball bearings for long life. Operates on 110-120 or 230-volt, 60-cycle AC. UL listed. 10-inch Kromedge® combination blade. Stand is not included (order 99 AT 10304L5 listed on page 21).

Shipping weight 182 pounds.
99 AT 2941N.....\$249.00



SPECIFICATIONS

- Motor develops 2 HP, 3450 RPM
- Blade size 10-inch x $\frac{5}{8}$ -inch hole
- Depth of cut (maximum) 2 $\frac{1}{2}$ inches
- Depth of cut 45° (maximum) 2 $\frac{1}{2}$ inches
- Width of crosscut (maximum) in 1-inch stock 15 $\frac{1}{2}$ inches
- Width of rip (maximum) 25 $\frac{3}{8}$ inches
- Height adjustment 8 inches
- Dado size 8-inch diameter x $1\frac{1}{16}$ in.
- Dado depth (maximum) 1 $\frac{1}{2}$ inches
- Miter index stops Arm rotates 360°, fixed stops at 0° and 45° left or right
- Yoke Swivels 180° left or right—fixed stops at 0°, 45° and 90° left or right
- Bevel index Motor tilts 180°—fixed stops at 0°, 45° and 90° left or right
- Scales Miter, bevel, in-and-out rip
- Table . . Laminated hardboard, resin-bonded wood particles. 20 $\frac{5}{8}$ x40x1 inch
- Column diameter 3 inches
- Distance from center line of column to end of arm 30 $\frac{1}{2}$ inches
- Over-all size 29 $\frac{3}{4}$ inches high, 40 inches wide, 34 $\frac{1}{2}$ inches long

CRAFTSMAN 9-inch Radial-arm Saw develops 1 $\frac{3}{4}$ HP

REG. U. S. PAT. OFF.

Carriage rolls on built-in hard steel tracks for wear-resistance and accurate cutting



CRAFTSMAN
REG. U. S. PAT. OFF.

Dust Collector Attachment

Fits CRAFTSMAN Radial-arm Saws **\$1299**

Reduces needless clean-up time. Collects sawdust neatly through 9 $\frac{1}{2}$ x10-inch shroud opening in rear of blade and through 1 $\frac{1}{4}$ -inch diameter hose from guard. Shroud attaches easily to table. Effective in crosscut, bevel, rip or miter positions. Use with any CRAFTSMAN HOME-N-SHOP™ Vac (see page 19.) Doesn't fit former saws 99-2930, 99-2931.
9 AT 16996—Shpg. wt. 5 lbs. 6 oz. . . \$12.99

No Money Down on anything Sears sells

SEE PAGE 97

Without stand **\$169⁹⁵** **\$8** monthly cash

- Direct drive motor delivers full power . . no belts, pulleys or gears
- On-off switch has key lock for added safety when tool is unattended
- Convenient color-coded controls make set-ups simpler and speedier
- Power-unit carriage glides easily on permanently lubricated ball bearings . . exceptionally accurate for intricate woodworking jobs

Lightweight and portable . . yet with the accuracy and ruggedness necessary for professional applications. A superb, precision built tool with many, many uses . . see the accessories listed on page 21.

Automatic thermal overload protector resists the damaging effects of motor burnout. Full $\frac{1}{2}$ -inch arbor . . back-end has regular $\frac{1}{2}$ -inch x 20-thread to take standard accessories without using an adapter. Designed to cut from the top so your layout marks are always in full view. Anti-kickback device.

Ball-bearing epoxy-insulated capacitor start motor. Operates on 110-120-volt, 60-cycle AC. UL listed. 9-inch Kromedge combination blade. Stand not included. Guaranteed for one full year (see page 14). See stands listed on page 21. Shpg. wt. 100 lbs.
99 AT 2935N—\$8 monthly Cash \$169.95

Manual Brake for 9-inch radial-arm saw above. Stops blade in less than 15 seconds.
9 AT 29356—Shipping weight 14 ounces . . . \$5.99

SPECIFICATIONS

- Motor Develops 1 $\frac{3}{4}$ -HP, 3450 RPM
- Blade size 9-inch x $\frac{5}{8}$ -inch center hole
- Depth of cut (max.) 2 $\frac{1}{2}$ in.
- Depth of cut 45° (max.) 2 in.
- Width of crosscut (maximum) in 1-inch stock 15 $\frac{1}{2}$ inches
- Width of rip (maximum) 25 $\frac{3}{4}$ inches
- Height adjustment 7 inches
- Dado size. 7-in. diam. x 1 $\frac{1}{16}$ in.
- Dado depth (max.) 1 $\frac{1}{2}$ in.
- Miter index stops Arm rotates 360°; fixed stops at 0° and 45° left or right
- Yoke Swivels 180° right or left with fixed stops at 0° and 90° left or right
- Scales Miter, bevel
- Bevel index Motor tilts 180° with fixed stops at 0°, 45° and 90° left or right
- Table Resin bond chipboard. 21 $\frac{1}{2}$ x32x $\frac{3}{4}$ in.
- Column diameter 2 $\frac{5}{8}$ in.
- Distance from column center to arm end 26 $\frac{3}{8}$ in.
- Over-all size 27 $\frac{1}{8}$ in. high, 32 in. wide, 31 $\frac{1}{2}$ in. long

Extra-large working area
(measures 57x27 inches
when fully extended)



Complete Outfit
\$329⁰⁰ cash
\$15.50 monthly

CRAFTSMAN 12-inch REG. U. S. PAT. OFF. Tilting-arbor Floor Model Saw

Cuts through wood up to 3³/₁₆ inches thick . . . can accurately rip through center of 6-ft. wide panel

- Complete Outfit includes saw, motor, support legs and 3 extensions
- 3450-RPM capacitor motor develops 3 HP . . . direct drive for positive power
- Electro-mechanical brake stops motor automatically
- Micro-adjustment knob aligns rip fence exactly and quickly

Our finest . . . with the massive power and extra capacity needed for big production jobs in construction and all types of industrial woodworking applications.

You get plenty of space to handle large, hard-to-manage sheets. Two 10-in. grid-type extensions and one adjustable extension with extra rip fence let you make accurate cuts to the center of a 76-inch work piece. With extra rip fence lowered there's almost no limit to the size of work you can handle. 13¹/₂ inches from blade to front of table at maximum cutting depth.

Positive locking controls for precision cuts and fast set ups. Rip fence locks at front and rear . . . aligns exactly to desired cut. No need for trial runs. All controls conveniently placed in front and they're color coded for quick recognition. Basic operating instructions indicated on front panel.

Heavy-duty cast-iron internal construction and sturdy steel support legs. Two permanently lubricated ball bearings. Motor has thermal overload protector and epoxy-insulation for longer life. Built-in sawdust collector for use with HOME-N-SHOP® vac.

Includes 12-in. Kromedge® combination blade (5/8-in. center hole). See-through plastic blade guard with splitter, pawls. On-off switch located in front. Miter gauge with stops at 0° and 45°, right and left. 8-ft., 3-wire cord, adapter. For 110-120 or 230-v., 60-c. AC. UL listed. Guaranteed 1 year (see details on page 14). 99 AT 2995N—Shpg. wt. 240 lbs. \$329.00

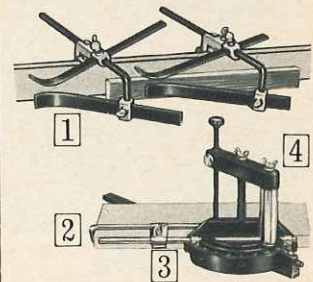
Dado Insert for 12-in. saw. Wt. 2 lbs. 4 oz.
9 AT 29931 \$4.19

Molding Head Insert for 12-in. saw. Wt. 2 lbs. 4 oz.
9 AT 29932 \$4.19

SPECIFICATIONS

- Depth of cut (maximum) . . . 3³/₁₆ inches
- Blade type . . . Kromedge®, free-cut, taper-ground combination
- Blade size 12-in. diameter (5/8-in. center hole)
- Blade speed . . 10,800 peripheral ft. per min. (apprx.)
- Blade tilt 45 degrees
- Distance in front of blade . . (at full depth) . . 13¹/₂ in. (at 1-in. depth) . . 16¹/₂ in.
- Table size . . 20 inches wide, 27 inches long
- Base size . . 18 inches wide, 19³/₄ inches long
- Over-all height 35 in.
- Over-all width . . . 57 inches, fully extended
- Over-all length . . . 36¹/₂ in.
- Length of fence . . . 33¹/₂ in. (30-inch work face)
- Dado capacity (using 8-inch dado set) . . . 1 inch wide, 1¹/₂ in. deep

Saw Attachments



1 CRAFTSMAN Hold-down Set. Fits bench, radial-arm saws, shapers and jointer-planers. Four steel fingers, two clamps, two L-rods.
9 AT 3230—Wt. 2 lbs. 11 oz. . . . \$4.99

2 Miter Gauge Stop Rods. For 9 AT 29929 below; former 9-29925.
9 AT 29924—Wt. 1 lb. 4 oz. . . . \$2.99


3 CRAFTSMAN Miter Gauge. Adjustable; stops at 45° and 90°. Bar slide for most saws with 3/4 x 3/8-in. miter slot. Fits saws on pages 24, 25, 26 (except 99 AT 2421K), most former saws. Also fits disc sander 99 AT 2254L; shaper 99 AT 2394N, band saw 99 AT 2426L.
9 AT 29929—Wt. 4 lbs. 5 oz. . . \$11.99

4 Hold-down Clamp. For (3) above. Automatic release.
9 AT 29928—Wt. 2 lbs. 5 oz. . . \$8.99

CRAFTSMAN 10-inch Tilting-arbor Bench Saw


REG. U.S. PAT. OFF.

Cuts through wood up to 3 $\frac{3}{8}$ in. thick... micro-adjustment on fence assures extra cutting precision



SPECIFICATIONS

- Depth of cut (max.) 3 $\frac{3}{8}$ in.
- Blade type Kromedge®, free-cut, taper-ground combination
- Blade size 10-inch diameter (1/8-inch center hole)
- Blade speed 9,000 peripheral feet per minute (approximate)
- Blade tilt 45 degrees
- Distance in front of blade (at full depth) 13 inches (at 1-in. depth) 15 $\frac{1}{4}$ inches
- Table size 20 inches wide, 27 inches long
- Base size 15 $\frac{1}{4}$ inches wide, 19 $\frac{7}{16}$ inches long
- Over-all height 15 inches
- Over-all width 23 $\frac{3}{4}$ inches
- Over-all length 28 inches
- Length of fence 34 inches (32 $\frac{1}{2}$ -inch work face)
- Dado capacity (using 7-inch dado set) 1 $\frac{1}{16}$ in. wide, 1 $\frac{1}{4}$ inches deep
- Motor pulley (incl.) 2 $\frac{1}{2}$ in.
- Machine pulley (incl.) 2 $\frac{1}{2}$ in.
- V-belt (included) 41 inches long, 1/2 inch wide



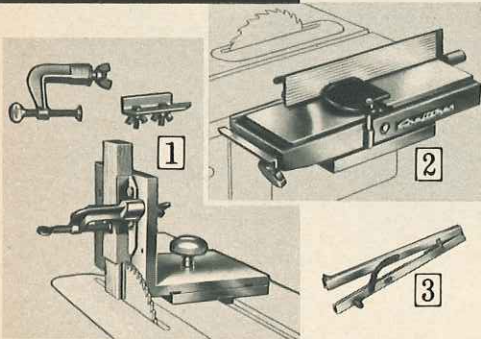
A mere twist of the micro-adjustment knob aligns rip fence exactly to desired cut. Never any trial runs



Without blade-guard, stop rods, hold-down, motor, stand or table extensions

\$139⁹⁵ cash
\$7 monthly

and Accessories



1 CRAFTSMAN Universal Jig. Makes self-locking joints . . . box, miter, rabbet, dado, tongue-and-groove, end lap, middle lap, open mortise tenon. Fits 1/4-inch miter slot.

8-in. Kromedge® tenoning blade cuts groove 1/8-in. wide. Fits 1/2 or 5/8-in. arbor. For materials up to 2 in. thick, any length or width. Attaches to bench saw or shaper table. 2 plates, 2 clamps. 9 AT 3231—Shipping weight 6 lbs. 2 oz. . . . \$15.99

Jig Replacement Blade.
9 AT 3232—Shipping weight 1 lb. 12 oz. 3.99

2 Jointer-Planer Attachment. With tilting fence. 99 AT 2180K—Shpg. wt. 37 lbs. \$62.99

3 Taper Jig. For bench, radial saws. Cuts to 3 in. per ft. (15°). Cuts any angle with metal scale. 9 AT 3233—Shipping weight 2 lbs. 3 oz. \$5.99

Designed to meet the precision requirements of craftsmen and home workshop owners alike. Extra-large 27-inch deep, 20-inch wide work area. 13 inches between blade and front of table at maximum depth of cut.

Pretensioned controls hold depth and angle settings . . . no readjusting for repeated cuts. Fine Acme threads for precision adjustments. Two sealed, permanently-lubricated ball bearings for smooth operation, long life.

Pick-off type rip fence removes at any point. One lever locks fence against table (not guide bar) at front and rear simultaneously . . . stays rigid for extra accuracy. Fence can be used on either side of blade.

Motor, blade and belt tilt together to eliminate belt twisting for positive power transmission. Positive tilt stops at 45° and 90°. Motor mount floats; belt stays rigid. Tension device between motor-mounting plate and support reduces vibration of motor.

Table has pre-tapped holes conveniently located for mounting switch 9 AT 12085 listed at right. With aluminum miter gauge, motor mount, machine and motor pulleys and V-belt. No motor, blade guard, extensions, stop rods, hold-down or stand. Guaranteed one year (see page 14).

Shipping weight 135 pounds.
99 AT 2990N—\$7 monthly. . . . Cash \$139.95

Saw above with CRAFTSMAN 1-HP capacitor-start motor. 3450 RPM. Sleeve bearings. For 110-120-v, 60-c AC. 4-ft., 3-wire cord.

Shipping weight 161 pounds.
99 AT 1343N2—\$8.00 monthly. . . . Cash \$169.95

Accessories for Bench Saw above

20-inch Adjustable Table Extension.
9 AT 2178—Shipping weight 13 lbs. . . . \$17.99

10-inch Grid-type Table Extension. Use on either side of saw. With bolts and rip fence rack extension.
99 AT 29927C—Shpg. wt. 10 lbs. \$19.99

CRAFTSMAN Pedestal-type Tool Stand (shown on saw). Sturdy steel column—3 $\frac{1}{2}$ -inch diameter, 21 inches long.
99 AT 2228L—Shpg. wt. 60 lbs. \$39.99

Blade Guard with splitter and pawls. Automatic-leveling guard tilts with blade. Extra-tough clear plastic body.
9 AT 29926—Shpg. wt. 4 lbs. 4 oz. . . . \$16.99


Dado Insert. Takes up to 7-in. dado blade.
9 AT 29921—Shipping weight 1 lb. \$3.99

Molding Head Insert. Set screw adjustment.
9 AT 29922—Shipping weight 1 lb. \$3.99

4 On-off Rocker Switch with 2 outlets. Specially recommended for bench power tools. Handles Sears motors to 1 HP, universal motors to 1 $\frac{1}{2}$ HP. 3-prong adapter. For 110-120-volt, 15-ampere AC. 8-foot cord.
9 AT 12085—Shpg. wt. 1 lb. 10 oz. . . . \$7.99

CRAFTSMAN 8-inch Tilting-arbor Bench Saw

Cuts through wood up to 2½ in. thick... large 17x20-in. table area



No Money Down on anything Sears sells

SEE PAGE 97 FOR DETAILS

Without blade-guard, hold-down, stop-rods, extensions or stand

\$99.99 cash **\$5** monthly

Meets the demand for a truly fine bench saw at a moderate price. Separate tilt and depth controls. Accurate tilt indicator. Self-aligning rip fence clamps prior to final clamp to maintain accurate alignment. Pick-off type fence removes at any point. Motor rides horizontally on self-aligning motor mount... no need to lift motor when blade is tilted. With rip fence, miter gauge, machine pulley and motor pulley, V-belt. Without blade-guard, motor, extensions, hold-down, stop rods or stand. Use minimum of ¼-HP 3450-RPM motor. Guaranteed one year (see page 14).

99 AT 2428N—Shipping weight 77 pounds.....\$99.99

Saw above with CRAFTSMAN ¼-HP capacitor-start motor. 3450 RPM. Sleeve bearings. For 110-120-volt, 60-cycle AC. 4-ft. cord. 99 AT 1346N2—Shpg. wt. 101 lbs. \$6.50 monthly... Cash \$129.95

9 AT 2178—20-inch Adjustable Extension. Shpg. wt. 13 lbs. 17.99

9 AT 24297—8½-inch Grid-type Extension. Shpg. wt. 7 lbs. 12.99

9 AT 24291—Steel Dado Insert. Shpg. wt. 1 lb. 2 oz. 2.49

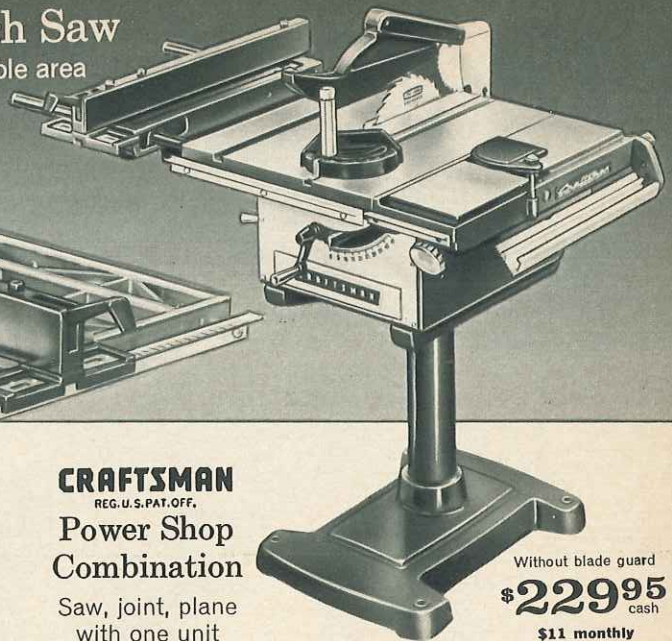
9 AT 24292—Molding Head Insert. Shpg. wt. 1 lb. 2 oz. 2.49

9 AT 24296—Blade Guard with splitter, pawls. Wt. 3 lbs. 3 oz. 9.99

99 AT 2228L—Pedestal Stand for above. Cast iron. Fits most 8, 9 and 10-inch CRAFTSMAN bench saws. Wt. 60 lbs.....\$39.99

SPECIFICATIONS

- Depth of cut (maximum) 2½ inches
- Blade type... Kromedge,® chisel-tooth combination
- Blade size... 8-in. diameter (¾-inch center hole)
- Blade speed... 9000-10000 peripheral ft. per min.
- Distance in front of blade (at full depth) 10¾ in. (at 1-in. depth) 12¾ in.
- Table size... 17 inches wide, 20 inches long
- Base-size... 15 inches wide, 17¾ inches long
- Over-all height... 11½ inches
- Over-all length... 22 inches
- Over-all width... 20½ inches
- Length of fence... 25 inches (23-inch work face)
- Dado capacity (using 6-inch dado set)... 1½ in. wide, 1¾ in. deep
- Motor pulley (incl.) 2½ in.
- Machine pulley (incl.) 2 in.
- V-belt (included) ¾ x 29 in.



CRAFTSMAN Power Shop Combination

Saw, joint, plane with one unit

8-inch Bench Saw with jointer-planer attachment plus fence, table-extension, stand and motor

Buying this combination costs far less than separate tools with individual motors and stands. You get the CRAFTSMAN 8-in. tilting-arbor bench saw described at left plus 4½-in. jointer-planer attachment with tilting fence; 20-in. adjustable extension; pedestal stand and ¼-HP, 3450-RPM sleeve-bearing capacitor motor for 110-120-volt, 60-cycle AC. 4-foot cord included. Guaranteed one year (see page 14).


Complete Outfit. Includes everything above. Without saw-blade guard. 99 AT 13445N6—Shipping weight 210 lbs.....\$229.95

Jointer-Planer Attachment only. For 99AT2428N at left and former bench saws 99-2218, 99-2104, 99-2217. Without tilting fence. 99 AT 2184K—Shipping weight 31 lbs. \$5.00 monthly... Cash \$57.99

Tilting Fence only. For jointer-planer attachment. Adjustable. 9 AT 2181—Shipping weight 4 pounds 7 ounces..... 12.99

Saw-blade Guard Assembly. With splitter and pawls. 9 AT 24296—Shipping weight 3 pounds 3 ounces..... 9.99

Without blade guard
\$229.95 cash
\$11 monthly



Compact 7½-inch Tilting-arbor Bench Saw

Complete with built-in, 3450-RPM capacitor motor that develops 1 HP **\$69.99** cash **\$5** monthly

Cuts through wood up to 1½ in. thick. You get a work space 26 in. wide and 14 in. long with the extensions included. 7½-in. Kromedge® chisel-tooth combination blade (½-inch center hole) tilts to 45°. 6¼ inches in front of blade at maximum depth of cut; 6¼ inches at 1-inch depth of cut. Dado capacity with 6-inch dado set: ¾ inches wide, 1¾ inches deep. Direct drive ball-bearing motor with thermal overload protector. Table size: 14x14 in. Over-all dimensions: 26 in. wide, 18½ in. long. 18-in. rip fence has 15-in. work face.


Includes: Two 6-inch extensions. Aluminum blade guard with swing-away action. Convenient side-mounted on-off switch. 6-ft. 3-wire cord and adapter. For 110-120-volt, 60-cycle AC. UL listed.

99 AT 2421K—Shipping weight 31 pounds.....\$69.99

9 AT 24212—Molding Head Insert. Shipping weight 6 ounces..... 1.39

9 AT 24211—Dado Insert. Shipping weight 6 ounces..... 1.39

9 AT 24214—Stop Rods. Shipping weight 9 ounces..... 1.99



Just dial width of groove desired with
CRAFTSMAN
 Adjustable Dado
\$1999

Precision-cut adjustable hub lets you dial width from $\frac{1}{4}$ to $\frac{1}{8}$ inch without removing dado from saw. Calibrated in 16ths of an inch. Maximum depth of cut is 2 inches. Once dado is set following cut will not vary. Use to plough, dado, lap, groove, joint and rabbet.

7-inch tempered, selected tool steel blade. 8 precision-ground carbide-tipped teeth . . . bevel ground on front face for free cutting on plywood, and crosscutting on all hard and soft woods. Also use on Formica® laminated plastic, other laminates and sensitive materials. $\frac{3}{4}$ -inch arbor with $\frac{5}{8}$ -inch bushing for use on 8, 9, 10, 12 and 14-inch radial arm and bench saws.

9 AT 3267—Shipping weight 2 lbs. 12 oz. \$19.99



1



2



3

CRAFTSMAN
Dado Sets with Kromedge Blades

Stay sharp up to 5 times longer than ordinary blades

Chrome-nickel-moly steel . . . extra tough, resists rust. Kromedge blades for clean cutting . . . long service. Precision-ground blades for accuracy. Matched chippers for years of smooth cutting.

1 Professional-quality satin-cut Dado Sets. Our best . . . even cut fine veneers and other sensitive materials. Also for plywood. Practically no splintering . . . straight, smooth sides. Outside cutters taper-ground for proper clearance, accurate tooth alignment. Two $\frac{1}{8}$ -inch outside cutters, four $\frac{1}{8}$ -inch chippers, one $\frac{1}{16}$ -inch chipper. For radial-arm and bench saws.

7-inch Set. Dadoes to $1\frac{1}{4}$ inches deep, $1\frac{1}{8}$ inches wide. Fits $\frac{5}{8}$ -inch round arbor. Shipping weight 4 pounds 12 ounces. 9 AT 3257—\$4 monthly. Set Cash \$24.99


2 8-inch heavy-duty Set. For extra-tough jobs on bench, radial arm or swing saws. Includes six $\frac{1}{8}$ -inch chippers, two outside cutters $\frac{3}{8}$ inch thick. Fits $\frac{3}{8}$ -inch round arbor. Paper washers included for width adjustments by $\frac{1}{16}$ inch.

Shipping weight 6 pounds 8 ounces. 9 AT 32473—\$4 monthly. Set Cash \$22.99

3 6-inch Set. Four chippers $\frac{1}{8}$ inch thick, one $\frac{1}{16}$ inch thick. Two $\frac{1}{8}$ -inch thick outside cutters. For radial-arm, bench saws.

Fits $\frac{1}{2}$ -inch round arbor. 9 AT 3248—Shipping weight 3 pounds 2 ounces. . . . Set \$12.99

Fits $\frac{3}{8}$ -inch round arbor. 9 AT 3249—Shipping weight 3 pounds 4 ounces. . . . Set 12.99



CRAFTSMAN
Dado Set for electric Hand Saw
\$1299

3 3/8-inch Set. Even cuts fine veneers and other sensitive materials. Kromedge blades. Two $\frac{1}{8}$ -in. chippers, one $\frac{1}{16}$ -in. chipper. Two $\frac{1}{8}$ -in. outside cutters. Width of cut $\frac{3}{8}$ to $\frac{9}{16}$ in. Max. depth $\frac{9}{16}$ in. Includes mounting hardware. 9 AT 3268—Wt. 1 lb. 8 oz. Set \$12.99

CRAFTSMAN
 REG. U.S. PAT. OFF.
Molding Heads for bench and radial-arm saws
 Kromedge® bits stay sharp up to 5 times longer than ordinary cutters



Three-cutter Head for fastest and smoothest work

3/4-inch cutting diameter. Best for 8, 9 and 10-inch saws.

21-piece Set. Copy designs or make your own. Includes 18 bits (six 3-piece sets) to cut six patterns A through F below, wrench, spacer-washer, bushings, instructions and plastic case. (Fits $\frac{1}{2}$, $\frac{5}{8}$ or $\frac{3}{4}$ -inch round arbors.) 9 AT 3221—Shipping weight 2 lbs. 4 oz. Set \$19.99

Cutter-head only. As above, but without bits (bits below). 9 AT 3200—Shipping weight 1 lb. 7 oz. \$5.49

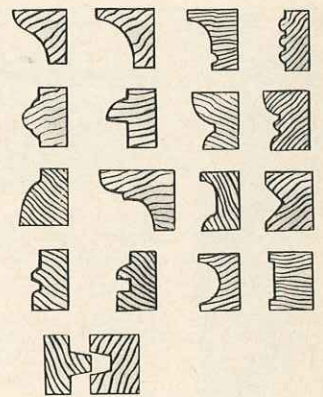
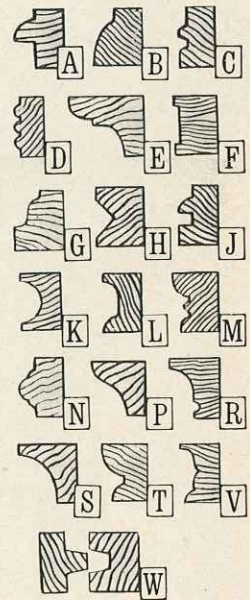
7-inch cutting diameter. Best for 12-inch saws.

27-piece Set. With 24 bits (eight 3-pc. sets) to cut patterns A thru H below. Wrench, spacer-washer, bushing and plastic case. (Fits $\frac{5}{8}$ and $\frac{3}{4}$ -in. round arbors.) 9 AT 3217—Wt. 4 lbs. 3 oz. \$4 monthly. Set Cash \$25.99

Cutter-head only. As above but without bits (bits below). 9 AT 3214—Shipping weight 2 lbs. 10 oz. \$6.99

Kromedge Cutter-bit Sets. Tool steel. 3 in each set.

Illus.	Catalog No.	Type of Cut (All bits 1-inch wide)	Wt.	Set
(A)	9 AT 2353	Cabinet Door Lip	4 oz.	\$2.99
(B)	9 AT 2355	Base Molding	4 oz.	2.99
(C)	9 AT 3201	Glue Joint	5 oz.	2.99
(D)	9 AT 2352	3 bead $\frac{1}{4}$ inch each	5 oz.	2.99
(E)	9 AT 3212	$\frac{3}{8}$ -inch Cove and Bead	5 oz.	2.99
(F)	9 AT 2302	$\frac{1}{8}$ -inch Planer and Joiner	5 oz.	2.99
(G)	9 AT 3211	Window Sash	5 oz.	2.99
(H)	9 AT 3204	90° Flute	4 oz.	2.99
(J)	9 AT 3210	Panel Cupboard Door	5 oz.	2.99
(K)	9 AT 3206	1-inch Flute ($\frac{1}{2}$ -inch radius)	5 oz.	2.99
(L)	9 AT 3207	$\frac{3}{8}$ -in. Qtr. Round; $\frac{3}{8}$ -in. Cove (Drop Leaf)	5 oz.	2.99
(M)	9 AT 3208	$\frac{3}{8}$ -in., $\frac{3}{8}$ -in. Quarter Round; $\frac{1}{4}$ -in. Bead	4 oz.	2.99
(N)	9 AT 2354	Clover leaf and Screen Mold	4 oz.	2.99
(P)	9 AT 3202	"Ogee" Window and Door Stop	4 oz.	2.99
(R)	9 AT 3203	$\frac{1}{4}$ -inch Flute and $\frac{1}{2}$ -inch Cove	4 oz.	2.99
(S)	9 AT 3209	$\frac{3}{8}$ -inch Cove	4 oz.	2.99
(T)	9 AT 2351	$\frac{1}{4}$ -inch and $\frac{1}{2}$ -inch Quarter Round	5 oz.	2.99
(V)	9 AT 3205	Curved Flute and $\frac{3}{8}$ inch Quarter Round	4 oz.	2.99
(W)	9 AT 2303	Tongue-Groove. Has 6 bits	7 oz.	5.29



CRAFTSMAN
 REG. U.S. PAT. OFF.
single-cutter Molding Head Set for bench and radial-arm saws . . now with Kromedge® Bits

21-piece set \$ **2399** cash \$4 monthly

5 3/8-inch cutting diameter . . best for 9 and 10-inch saws

21-piece set. Includes 18 single bits which permit you to make 18 different designs of trim, molding and joints (see designs above). You can also use bits in combination to make many more designs.

This set is designed for Sears radial arm and bench saws, but it will also fit other saws with $\frac{1}{2}$ or $\frac{3}{8}$ -inch arbor.

Bits can't turn in cutter head . . stay

in perfect alignment at all times. Operates chatter-free; turns out trim or moldings uniform in shape and size.

Set includes cutter-head, 18 bits, wrench, spacer washer, bushing and instructions. Comes complete with sturdy 8x8-inch storage case.

Shipping weight 3 pounds. 9 AT 3215 Set \$23.99

Kromedge® Saw Blades

Stay sharp up to 5 times longer than ordinary blades . . .
outlast, by far, all synthetic-coated blades

Made from extra-tough chrome-nickel-molybdenum saw steel, tempered under pressure, evenly tensioned to run true and reduce wobble to a minimum. Then blades are precision-ground for perfect balance . . . and finally hard-chrome plated to produce super-hard surfaces that resist rust, build-up of gum and pitch.



Sears exclusive "Free-Smooth Cut" and "Free-Cut" blade designs for exceptional sawing efficiency

1 "Free-Smooth Cut" Combination Blade. Deep hollow ground for freer cutting . . . stabilizer slots and holes give free, accurate and quiet operation even in tough wood, plastics. Prevents warping and distortion from heat.

Extra-heavy center for stability . . . helps blade give "glue-joint" cuts (need no sanding). For fine-finish woodwork, ripping, crosscutting, mitering. Teeth need no set. $\frac{5}{8}$ - $\frac{1}{2}$ -inch hole* . . . except 10 and 12-inch have $\frac{3}{4}$ - $\frac{5}{8}$ -inch hole*.

Catalog No.	Diameter	Gauge	Taper	RPM	Shpg. wt.	Price
9 AT 32641	6 in.	15-18	...	5080-7640	10 oz.	\$3.99
9 AT 32649	6½ in.	15-18	...	4700-7200	11 oz.	4.49
9 AT 32642	7 in.	15-18	...	4350-6550	14 oz.	4.99
9 AT 32644	8 in.	15-18	...	3820-5730	1 lb.	5.99
9 AT 32645	9 in.	14-17	...	3400-5090	1 lb. 6 oz.	7.99
9 AT 32646	10 in.	13-16	...	3050-4580	1 lb. 10 oz.	9.99
9 AT 32647	12 in.	12-16	...	2540-3820	2 lbs. 15 oz.	12.99

(2 and 3) Taper-ground and set for faster, freer, more precise cutting. Heavy center for great stability and true-running . . . for minimum vibration and wobble. Tempered and tensioned.

2 "Free-cut" Rip-tooth.

Catalog No.	Diam. inches	Teeth	Gauge	Center hole, in.*	RPM	Shpg. wt. lbs. oz.	Price
9 AT 32621	6	30	.18	$\frac{5}{8}$ - $\frac{1}{2}$	5080-7640	10	\$2.59
9 AT 32629	6½	30	.18	$\frac{5}{8}$ - $\frac{1}{2}$	4700-7200	11	2.79
9 AT 32622	7	30	.18	$\frac{5}{8}$ - $\frac{1}{2}$	4350-6550	12	2.99
9 AT 32624	8	36	.18	$\frac{5}{8}$ - $\frac{1}{2}$	3820-5730	1	3.49
9 AT 32625	9	36	.16	$\frac{5}{8}$ - $\frac{1}{2}$	3400-5090	1	3.99
9 AT 32626	10	36	.16	$\frac{3}{4}$ - $\frac{5}{8}$	3050-4580	1	4.59
9 AT 32627	12	30	.12	$\frac{3}{4}$ - $\frac{5}{8}$	2540-3820	2	6.49

3 "Free-cut" Combination. Crosscuts and miters. Also can be used for ripping on furniture woods and trim.

Catalog Number	Diam. inches	Gauge	Center hole, in.*	RPM	Shpg. wt. lbs. oz.	Price
9 AT 32631	6	.18	$\frac{5}{8}$ - $\frac{1}{2}$	5080-7640	9	\$2.59
9 AT 32639	6½	.18	$\frac{5}{8}$ - $\frac{1}{2}$	4700-7200	10	2.79
9 AT 32632	7	.17	$\frac{5}{8}$ - $\frac{1}{2}$	4350-6550	12	2.99
9 AT 32633	7½	.15	$\frac{5}{8}$ - $\frac{1}{2}$	4190-6140	15	3.19
9 AT 32634	8	.17	$\frac{5}{8}$ - $\frac{1}{2}$	3820-5730	1	3.49
9 AT 32635	9	.16	$\frac{5}{8}$ - $\frac{1}{2}$	3400-5090	1	3.99
9 AT 32636	10	.16	$\frac{3}{4}$ - $\frac{5}{8}$	3050-4580	1	4.59
9 AT 32637	12	.12	$\frac{3}{4}$ - $\frac{5}{8}$	2540-3820	2	6.49

Kromedge Flat-ground Saw Blades

4 Cabinetwork Combination. Extra-thin gauge. Makes almost invisible joints. Leaves no teeth marks. For 7 to 10-in. bench saws. $\frac{5}{8}$ - $\frac{1}{2}$ -in. hole*.
9 AT 32431—6½-inch. 52 teeth. Wt. 11 oz. \$2.99
9 AT 32432—8-inch. 56 teeth. Wt. 1 lb. 1 oz. 3.99

5 Nail-cutting Saw Blade. Made of extra-hard alloy steel. Perfect for flooring and lumber salvage. Crosscuts and rips. $\frac{5}{8}$ - $\frac{1}{2}$ -inch round center hole*.
9 AT 32382—6½-inch diam. Shpg. wt. 10 oz. \$4.99
9 AT 32384—8-inch diam. Shpg. wt. 1 lb. 1 oz. 5.99

6 Chisel-tooth Combination. Specially ground beveled teeth. Crosscuts and rips.

Catalog Number	Diam. in.	Teeth	Center hole	Shpg. wt.	Price
9 AT 32401	4	30	$\frac{1}{2}$ - $\frac{3}{8}$ in.*	4 oz.	\$1.49
9 AT 32403	5½	24	$\frac{1}{2}$ -in. round	9 oz.	1.79
9 AT 32661	6½	20	$\frac{1}{2}$ -in. square	10 oz.	1.99
9 AT 32662	6½	20	$\frac{5}{8}$ - $\frac{1}{2}$ in.*	10 oz.	1.99
9 AT 32663	6½	24	$\frac{5}{8}$ - $\frac{1}{2}$ in.*	11 oz.	2.09
9 AT 32669	7	26	$\frac{5}{8}$ - $\frac{1}{2}$ in.*	15 oz.	2.39
9 AT 32665	7½	26	$\frac{5}{8}$ - $\frac{1}{2}$ in.*	15 oz.	2.59
9 AT 32666	8	28	$\frac{5}{8}$ - $\frac{1}{2}$ in.*	1 lb. 2 oz.	2.99
9 AT 32667	9	28	$\frac{5}{8}$ - $\frac{1}{2}$ in.*	1 lb. 8 oz.	3.49
9 AT 32668	10	28	$\frac{3}{4}$ - $\frac{5}{8}$ in.*	1 lb. 13 oz.	4.29
9 AT 32702	12	24	$\frac{3}{4}$ - $\frac{5}{8}$ in.*	2 lbs. 15 oz.	5.99

*NOTE: Round center hole knockout bushed for arbor sizes listed

Kromedge Thin-Rim Saw Blades

(7 and 8) For satin-smooth cuts in veneer, plywood. Taper-ground rim. Teeth need no set.

Catalog No.	Diameter	Teeth	Shipping weight	Price
7 Veneer, Plywood Blade. $\frac{5}{8}$ - $\frac{1}{2}$ -inch hole* except 10-in. has $\frac{3}{4}$ - $\frac{5}{8}$ -in. hole*.				
9 AT 32532	6½ inches.	150	12 oz.	\$3.99
9 AT 32534	7 inches.	200	15 oz.	4.49
9 AT 32537	8 inches.	176	1 lb. 3 oz.	5.49
9 AT 32538	9 inches.	200	1 lb. 10 oz.	6.99
9 AT 32539	10 inches.	200	1 lb. 13 oz.	8.99

8 Cabinetmaker's Combination. Blades listed in table below have $\frac{5}{8}$ - $\frac{1}{2}$ -in. hole* except 10-in. has $\frac{3}{4}$ - $\frac{5}{8}$ -in. hole*.

9 AT 32541	6½ inches.	52	12 oz.	\$3.99
9 AT 3254	8 inches.	56	1 lb. 1 oz.	5.49
9 AT 32543	9 inches.	64	1 lb. 9 oz.	6.99
9 AT 32544	10 inches.	72	1 lb. 12 oz.	8.99

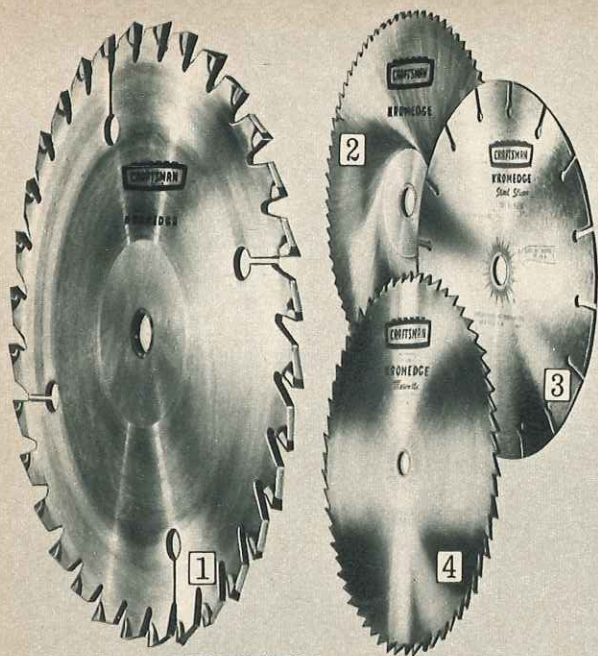
9 Fine-tooth Crosscut Blade for plywood. Cuts Celotex, veneers, etc. For electric hand, radial-arm and bench saws. 4-in. is for 5½-inch saw, $\frac{1}{4}$ -in. electric drill attachments.

Catalog No.	Diameter	Teeth	Center hole	Shipping weight	Price
9 AT 32441	4 in.	100	$\frac{1}{2}$ -in. round	5 oz.	\$1.79
9 AT 32442	6½ in.	150	$\frac{5}{8}$ - $\frac{1}{2}$ in.*	10 oz.	2.49
9 AT 32445	7 in.	200	$\frac{5}{8}$ - $\frac{1}{2}$ in.*	13 oz.	2.79
9 AT 32449	7½ in.	200	$\frac{5}{8}$ - $\frac{1}{2}$ in.*	14 oz.	2.99
9 AT 32447	8 in.	176	$\frac{5}{8}$ - $\frac{1}{2}$ in.*	1 lb. 2 oz.	3.39
9 AT 32448	9 in.	200	$\frac{5}{8}$ - $\frac{1}{2}$ in.*	1 lb. 8 oz.	3.79
9 AT 32446	10 in.	200	$\frac{3}{4}$ - $\frac{5}{8}$ in.*	1 lb. 12 oz.	4.49
9 AT 32444	12 in.	104	$\frac{3}{4}$ - $\frac{5}{8}$ in.*	3 lbs.	5.99



You can equip your entire workshop with power tools and accessories from this book

No Money Down on anything Sears sells SEE PAGE 97



CRAFTSMAN COMMERCIAL Blades

For cutting metal, hardboard, waterproof plywood and wood laminates

1 With carbide tips. For Masonite Presdwood®, hardboards, waterproof plywood and wood laminates. Our finest, strongest and sharpest. Specially treated Kromedge® blades with carbide tips outlast ordinary blades up to 20 times. Precision, diamond-ground teeth are alternately beveled.

Catalog No.	Diam. in.	Center Hole*	No. of teeth	Shpg. wt.	Price
9 AT 3259	8	5/8-1/2 in.	32	1 lb. 13 oz.	\$24.99
9 AT 3255	10	3/4-5/8 in.	40	2 lbs. 12 oz.	39.99

2 For copper, brass and aluminum. Kromedge® blades of tempered alloy steel are treated for longer blade life.

Catalog No.	Diam. in.	Center hole*	No. of teeth	Shpg. wt.	Price
9 AT 32505	6 1/2	5/8-1/2 in.	80	10 oz.	\$4.99
9 AT 32506	8	5/8-1/2 in.	80	1 lb.	5.99
9 AT 32508	10	3/4-5/8 in.	100	1 lb. 12 oz.	8.99

3 For sheet-metal roofing and iron. Wear goggles when using. Kromedge® blades of treated, tempered alloy steel.

Catalog No.	Diam. in.	Center hole*	Shpg. wt.	Price
9 AT 32507	6 1/2	5/8-1/2 in.	10 oz.	\$3.49
9 AT 32502	8	5/8-1/2 in.	1 lb. 1 oz.	4.99
9 AT 32504	10	3/4-5/8 in.	1 lb. 13 oz.	5.99

4 For Masonite Presdwood®, hardboard, waterproof plywood. Kromedge® blades of tempered chrome-nickel-moly steel are treated to outlast ordinary saw-blade steel by far.

Catalog No.	Diam. in.	Center hole*	No. of teeth	Shpg. wt.	Price
9 AT 3258	8	5/8-1/2 in.	60	1 lb. 9 oz.	\$4.49
9 AT 32585	10	3/4-5/8 in.	80	1 lb. 13 oz.	5.99

*NOTE: Round center hole is knockout bushed for arbor sizes listed



Disposable Blades

Use for framing cuts on timbers, 2x4's, etc. Not for finish cuts, trims, cabinetry. Flame-hardened, high-carbon steel chisel teeth. 17-gauge tempered body. Center hole knockout bushed for 5/8-1/2-inch arbor. Set and beveled. Can't be reset or filed. Black oxide finish.

6 1/2-inch diameter, 24 teeth. Shipping wt. 2 lbs. 15 oz. Package of 5.	9 AT 3261	Pkg. \$4.99
7-inch diameter, 26 teeth. Shipping wt. 3 lbs. 12 oz. Package of 4.	9 AT 3251	Pkg. \$4.99

Cut vibration and wobble with Blade Stabilizers

For 7 to 10-in. diameter blades. Ideal for carbide tipped and most regular blades. 4-inch diameter. Center hole knockout bushed for 5/8-1/2-in. arbor. Package of 2.

9 AT 4952—Wt. 1 lb. 6 oz. Pkg. \$2.99



CRAFTSMAN
REG. U.S. PAT. OFF.
CARBIDE-TIPPED BLADES

Outlast non-tipped blades 20 to 1

Tungsten carbide is one of the hardest cutting materials made by man. That's why these blades cut so fast . . . stay sharp so long

Low as **\$8.49** 6 1/2-inch diameter

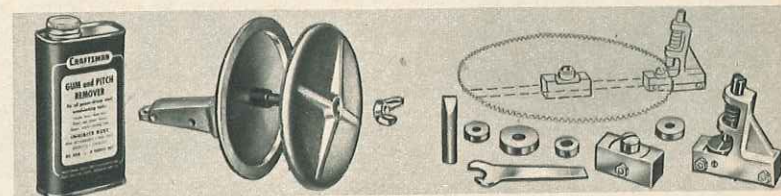
The cost of one CRAFTSMAN carbide-tipped blade is just a fraction of what you'd spend for the many non-tipped blades you would use during the life of your carbide-tipped blade. Cut smoother, feed more evenly. Take less power than regular blades.

Kromedge® blades treated to resist rust and build-up of pitch and gums. Rip, cross-cut, miter and bevel. Cut woods, most plastics, Masonite Presdwood®, Formica® and other laminated plastics, asbestos, thin brass, aluminum, wallboard. (Not for masonry or ferrous metals.) Width of cut is about 1/4 inch.

8-tooth blades. (9 AT 32469, 12-inch diameter blade, has 12 teeth)

Cat. No.	Diameter	Center hole*	Shipping weight	Price
9 AT 32465	6 1/2 inches	5/8-1/2 inch	1 pound 5 ounces	\$8.49
9 AT 32461	7 inches	5/8-1/2 inch	1 pound 7 ounces	8.99
9 AT 32467	7 1/2 inches	5/8-1/2 inch	1 pound 12 ounces	9.99
9 AT 32454	8 inches	5/8-1/2 inch	2 pounds 4 ounces	10.99
9 AT 32457	9 inches	5/8-1/2 inch	2 pounds 6 ounces	12.99
9 AT 32468	10 inches	3/4-5/8 inch	2 pounds 10 ounces	15.99
9 AT 32469	12 inches	3/4-5/8 inch	3 pounds 3 ounces	19.99

*NOTE: Round center hole is knockout bushed for arbor sizes listed



CRAFTSMAN Gum and Pitch Remover. A thin coating of remover dissolves pitch and gum on circular or band saw blades, planer and jointer knives, shaper cutters and other wood-working tools. Inhibits rust. One pint. Shpg. wt. 1 lb. 7 oz.

9 AT 49191 99c

CRAFTSMAN Saw-sharpening Vise. Holds circular saw blades. For blades from 5 1/2 to 12 in. in diameter. Mounts in bench-saw miter slot up to 3/4 inch, or on work bench. Die-cast zinc. Steel bolt, wing nut and wrench.

Shpg. wt. 1 lb. 14 oz.

9 AT 3531 \$3.39

CRAFTSMAN Circular Saw Blade-setter Set. Just a hammer tap sets teeth. For 4 to 12-in. blades with 1/2, 5/8, 3/4 or 1-in. center hole. Steel anvil, plungers assure long-lasting accuracy. Die-cast zinc body parts. With wrench, four bushings, and instructions.

Shipping weight 14 ounces.

9 AT 3530 Set \$3.19

CRAFTSMAN Circular Saw Sharpener Only **\$20.99**


- Re-tooths
- Sharpens
- Joints


Save yourself the time and money it takes to have your circular-saw blades sharpened and reconditioned in an outside shop. This professional-type sharpener pays for itself in service charges you save.

Designed to handle all regular-blade sizes up to 12-in. diam. Has grinding wheel bushed for 1/2 and 5/8-inch arbor hole. 2 index dials, safety guide for your protection.

Use with bench, radial-arm saws. Bushed for 1/2, 5/8, 3/4 and 1-in. round blade holes. Instructions are included.

9 AT 3532—Wt. 5 lbs. \$4 mo. Cash \$20.99





Compact Band Saw with motor and base

\$69.99 cash **\$5** monthly

Cuts to the center of a 22-inch circle on 1-inch thick plywood! It's lightweight, portable and smooth cutting too. 3-wheel design permits a really large depth of cut. Reversible guides let you use narrow or wide blades.

Bronze sleeve bearings. 3 rubber-tired wheels in 1-pc. aluminum frame. 10x10-in. table. 1/4-HP sleeve-bearing motor. Direct drive means non-slip power. 3/4x54-in. blade.

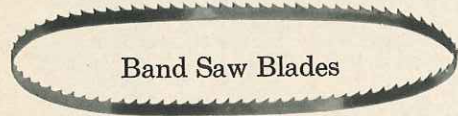
Sturdy steel base with 4 rubber feet. On-off switch. Saw 18 in. high overall. With 4-foot, 3-wire cord and adapter. Guaranteed 90 days (page 14). 110-120-v., 60-c. AC. 99 AT 24256L—Shipping wt. 26 lbs. . \$69.99

Saw without motor or base. Special drive assembly lets you use your own motor. 6-in. machine pulley; 4-in. pulley for 1725-RPM motor; 2-in. pulley for 3450-RPM motor. (5/8-in. bore; 1/2-in. adapter sleeve.) No V-belt. 99 AT 24258L—Shipping wt. 13 lbs. . \$49.99

Slow Speed Converter



Designed for use on 10 to 14-inch band saws with 1725-RPM motors with 1/2 or 3/4 HP and 1/2 or 3/8-inch motor shaft. Blade speed cut at 10:1 ratio. With this accessory you can cut steel, brass and other non-ferrous metals without damaging saw. *Not for use with saw above.* Shpg. wt. 6 lbs. 9 AT 2342 \$36.99




Band Saw Blades

Low as **\$1.79**

Professional quality . . . cut exceptionally fast and smooth. Use as replacement blades for cutting wood, brass, non-ferrous metals or steel. All blades made of special alloy steel, then heat-treated and hardened. Precision ground to give maximum life. Every blade is endless . . . set and filed specifically for its recommended use.

Catalog Number	For Sawing	Width	Length	Shipping weight	Each
9 AT 26641	Wood/Skip.	1/4 inch62 inches . .	.5 ounces . .	\$1.99
9 AT 26642	Wood/tooth.	3/8 inch62 inches . .	.5 ounces . .	1.99
9 AT 26572	Wood.	1/4 inch78 inches . .	.6 ounces . .	2.19
9 AT 26573	Wood.	3/8 inch78 inches . .	.8 ounces . .	2.19
9 AT 26574	Wood.	1/2 inch78 inches . .	.8 ounces . .	2.19
9 AT 26232	Wood.	1/4 inch80 inches . .	.6 ounces . .	2.29
9 AT 26233	Wood.	3/8 inch80 inches . .	.7 ounces . .	2.29
9 AT 26234	Wood.	1/2 inch80 inches . .	.8 ounces . .	2.29
9 AT 2668	(Brass, non-ferrous metals. . .)	1/4 inch78 inches . .	.7 ounces . .	2.39
9 AT 2624	(Brass, non-ferrous metals. . .)	1/4 inch80 inches . .	.6 ounces . .	2.49
9 AT 2625	Steel.	1/4 inch80 inches . .	.6 ounces . .	3.99
9 AT 26581	Wood.	1/8 inch54 inches . .	.4 ounces . .	1.79
9 AT 26582	Wood.	3/16 inch54 inches . .	.4 ounces . .	1.79
9 AT 26584	Wood (Sk. tooth)	1/4 inch54 inches . .	.4 ounces . .	1.79
9 AT 26591	Plywood.	1/8 inch78 inches . .	.6 ounces . .	2.19
9 AT 26592	Plywood.	1/8 inch80 inches . .	.4 ounces . .	2.39
9 AT 26593	Plywood.	1/4 inch80 inches . .	.6 ounces . .	2.39
9 AT 26594	Plywood.	3/8 inch80 inches . .	.7 ounces . .	2.39



CRAFTSMAN 2-wheel 12-inch Band Saw

REG. U. S. PAT. OFF.

Cuts wood up to 6 inches thick

without motor, belt guard or stand **\$124.95** cash **\$6.50** monthly

Blade tension adjusts automatically as you saw . . . there's no more guesswork when cutting different materials. One-piece cover and frame encloses all working parts. Drive shaft and double row of ball bearings form an integral part . . . assure you of superb cutting accuracy.

With blade tension release lever. Two rubber-tired, ball-bearing wheels. Miter gauge slot (order miter gauge below). Easily positioned saw guide. 3/2x43-inch V-belt included with saw. Guaranteed 1 full year (see page 14).

Without motor, belt guard or stand. 99 AT 2426L—Wt. 69 lbs. \$124.95

With CRAFTSMAN 1/2-HP, 1725-RPM sleeve-bearing split-phase motor. (110-120-volt, 60-cycle AC) 4-ft. cord. 99 AT 24253L2—Shipping weight 87 pounds. . . \$134.95

CRAFTSMAN Cast-Iron Tool Stand. Base 12x20 1/2x5 in. high. 2 1/4-in. diameter column. 26 in. high. 99 AT 2957L—Shipping weight 48 pounds. \$32.99

Belt Guard for band saw above. 9 AT 2907—Shipping weight 4 pounds 2 ounces. . . . 7.99

CRAFTSMAN Miter Gauge. (Shown on page 24.) Adjusts to 30°. Positive stops at 45° and 90°. Bar slide fits most saws with 3/4x3/8-inch miter slots. Fits band saw number 99 AT 2426L described above.


9 AT 29929—Shpg. wt. 4 lbs. 5 oz. \$11.99

SPECIFICATIONS

- Depth of throat . . . 12 inches
- Capacity of cut (maximum) . . . 6 inches
- Table size . . . 12 1/2 x 14 1/4 in.
- Length of blade 80 in.
- Width of blade . . . 1/2 inch (takes 1/2-1/2-in. width)
- Blade speed travels 2165 feet per min.
- Machine pulley (included) 5 inches
- Motor pulley (included) 2 inches
- Motor recommended (minimum) 1/2 HP at 1725 RPM
- Over-all size (without stand):
- Height 34 1/2 inches
- Width 14 3/16 inches
- Length 22 3/8 inches
- Table tilts . . . 45 degrees
- Pre-lubricated bearings
- Cuts to center of 24-inch circle

Rip Fence for band saw

Rip planks and boards evenly at predetermined widths. Fits band saw 99 AT 2426L, above. For best results use 1/2-inch blade. Locks solidly at front . . . won't slip. Necessary fittings included. Shipping weight 4 lbs. 10 oz. 9 AT 23432 \$13.99



10-inch Hobby Jig Saw for beginners

Educational . . . and lots of fun, too! Use to make models, toys, furniture or nick-nacks. So simple to operate that a child can do it. It's almost impossible to get even a tiny scratch because stroke is so short and fast.

Rapid strokes leave almost no saw marks . . . there's little or no sanding to do. Powerful enough to do full-scale cutting in soft woods, plywood, Masonite Presdwood®, plastics—even thin aluminum, brass, copper, etc. Motor needs no oiling. No belts or pulleys; moving parts at a minimum for simplified operation and maintenance.

Tempered spring steel blade return maintains correct cutting tension. Rubber feet absorb vibration. Table with 1/2-in. grid pattern aids guiding and layout. UL listed. 6-ft., 2-wire SJ cord, instructions, 2 blades. Guaranteed 90 days (page 14). 9 AT 2478—Shipping weight 9 pounds 6 ounces \$14.99

SPECIFICATIONS

- Depth of throat 10 inches
- Depth of cut. 1 inch max. (soft wood)
- Blade chuck. stationary type
- Table size. 6 3/4 x 8 1/2 inches
- Motor (built in) magnetic type, 110-120-volt, 60-cycle AC
- High speed stroke. . . . 7200 per minute
- Bearings. steel torsion
- Blades. 4-inch pin end type (two included with saw)
- Dimensions. height 7 3/4 in.; width 6 5/8 in.; length 14 1/2 in.



18-inch Band Saw

With gear reduction for wood and metal

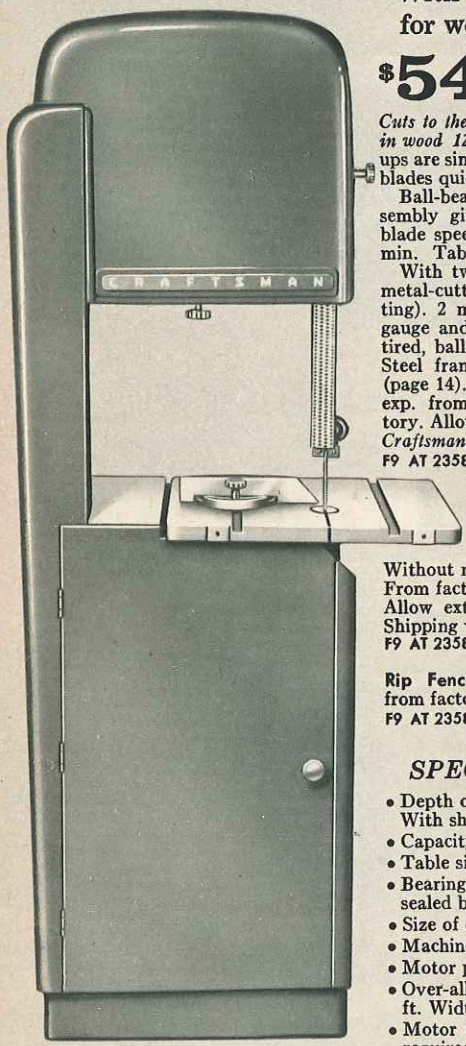
\$549⁰⁰ cash **\$27** monthly

Cuts to the center of a 36-in. circle in wood 12 inches thick! And set-ups are simple because you change blades quickly and easily.

Ball-bearing gear-reduction assembly gives you a choice of 4 blade speeds: 118 to 3550 ft. per min. Table tilts to 45°, locks.

With two, 11-ft. blades (1/4-in. metal-cutting, 3/8-in. wood-cutting). 2 miter gauge slots, miter gauge and saw guides. 2 rubber-tired, ball-bearing wheels. V-belt. Steel frame. Guaranteed 1 year (page 14). Freight (rail, truck) or exp. from Cincinnati, Ohio factory. Allow time. No C.O.D.'s.

Craftsman Commercial Store, page 8. F9 AT 2358N—Wt. 494 lbs. \$549.00



Saw without gear reduction unit. One 11-foot x 3/8-inch wood-cutting blade.

Without motor. For use on wood. From factory in Cincinnati, Ohio. Allow extra time. No C.O.D.'s. Shipping weight 461 lbs.

F9 AT 23585N.....\$449.00

Rip Fence for above. Shipped from factory in Cincinnati, Ohio. F9 AT 23586—Wt. 13 lbs. ...\$22.99

SPECIFICATIONS

- Depth of throat. 17 inches
- With shroud removed, 18 inches
- Capacity of cut (max.) 12 inches
- Table size. 20 1/2 x 17 1/8 inches
- Bearings . . . 6 sets of grease-sealed ball-type.
- Size of each wheel. . . . 18 inches
- Machine pulley (included) 7-inch
- Motor pulley (included) 3-inch
- Over-all dimensions: Height 6 1/4 ft. Width: 22 1/2 in. Depth 31 in.
- Motor (not included) Minimum required: 1-HP, 1725 RPM.


11-foot Blades for saw above. From factory in Boone, N. C. Postpaid.

For metal. Each \$4.79				For wood. Each \$2.99			
Width	Catalog No.	Teeth	Cuts Metal	Wt.	Catalog No.	Teeth	Wt.
1/4-in.	F9 AT 27525	18 per in.	0 to 1/4 in.	(8 oz.)	F9 AT 27151	6 per in.	(5 oz.)
3/8-in.	F9 AT 27526	14 per in.	1/4 to 1/2 in.	(10 oz.)	F9 AT 27152	6 per in.	(6 oz.)
1/2-in.	F9 AT 27527	10 per in.	1/2 to 2 in.	(12 oz.)
3/4-in.	F9 AT 27524	8 per in.	2 in. up	(14 oz.)	F9 AT 27153	6 per in.	(8 oz.)



18-inch Belt-driven Jig Saw

Just remove arm to use it as a Sabre Saw



Without motor **\$69⁹⁹** cash **\$5** monthly

Perfect for cornice work and cabinetry. 12x12-in. table tilts 45° to left for mitering or beveling wood up to 2 in. thick. Also cuts plastic and non-ferrous metals. Uses plain-end 6-in. blade (1 incl.). Upper and lower guides have steel balls held by knurled cap to cut friction.

Runs in oil bath for smooth quiet operation. Sawdust blower keeps cutting line clear. 2-in. motor pulley and 1/2x54-in. V-belt. Chuck shoe cushions blade . . . helps prevent twisting, breaking. Guide adjusts . . . always aligned for maximum support when rotating blade for back-cutting or ripping pieces over 18-in. long. Cap floats radially for vertical alignment. Without motor (use min. 1/2-HP, 1725-RPM). Guaranteed for one full year (read details on page 14). Shipping weight 71 pounds.

99 AT 2072N—\$5 monthly. Cash \$69.99


Jig Saw with CRAFTSMAN 1/2-HP, 1725-RPM, Sleeve-bearing, split-phase motor. For 110-120-volt, 60-cycle AC. 4-foot cord included. 99 AT 20724N2—Shipping weight 89 pounds. \$5 monthly. Cash \$87.99

SPECIFICATIONS

- Depth of throat. 18 inches
- Table size. 12x12 inches
- Sawdust blower. built-in
- Stroke. 1 inch
- Machine pulley (included with saw) 4 inches
- Depth of cut (max.) 2 inches
- Bearings. porous bronze
- Blade. 6-inch plain-end
- Spindle speed . . . approx. 875 RPM
- Motor pulley (included with saw) 2 inches
- Motor recommended (minimum) 1/2-HP, 1725 RPM
- Mounting dimensions (three-point) 5 1/2 x 22 7/16 in.
- Over-all dimensions: height. 18 inches width. 12 inches length. 29 inches


CRAFTSMAN Jig-Saw Blades made of tough alloy steel . . heat-treated and hardened

	Catalog Number	Lgth. inches	Width inches	Thick. inches	Teeth per in.	Recommended uses	Number in pkg.	Per pkg.
(Pin type blades)								
(1)	9 AT 2688	.4.	.062	.010	.18.	For wood and plywood. Fit magnetic or reciprocating-motor jig saw.	8.	59c
	9 AT 2687	.4.	.082	.010	.18.	For wood and plywood. Fit magnetic or reciprocating-motor jig saw.	8.	59c
	9 AT 26903	.5.	.095	.015	.20.	For wood, plastic, soft metal. Fit magnetic or reciprocating-motor jig saw.	4.	59c
(2)	9 AT 27053	.5.	.110	.020	.15.	Medium; for wood or metal.	4.	59c
	9 AT 27083	.6.	.110	.020	.15.	Wood or metal.	4.	59c
(Plain-end blades; for most jig saws)								
	9 AT 26901	.5.	.110	.020	.15.	Wood or metal.	4.	59c
	9 AT 27013	.6.	.110	.020	.15.	Fine; for wood and soft metal.	4.	59c
(3)	9 AT 27003	.6.	.110	.020	.10.	Coarse; for wood and soft metal.	4.	59c
(4)	9 AT 27023	.6.	.085	.020	.15.	Extra fine; for wood and soft metal.	4.	59c
(5)	9 AT 27093	.6.	.110	.020	.20.	For thin sheet metals, including steel.	4.	59c
(For use with 99 AT 2072N above as Sabre Saw)								
(6)	9 AT 28473	.6.	.250	.028	.20.	For wood and metal.	3.	79c
(7)	9 AT 28493	.6.	.187	.028	.10.	For wood and soft metal.	3.	79c
(8)	9 AT 28463	.6.	.250	.028	.7.	For coarse cuts in wood.	3.	79c



Professional-quality blades . . made of special alloy steel, scientifically heat-treated and hardened for long use and fast, easy cutting. All blades listed are for use on jig saws. 6-inch plain-end blades can be snapped off to fit machines taking shorter plain-end blades. When cutting metal with blades indicated for metal cutting, lubricate blade with beeswax. Sabre-saw blades can be used for heavy work, as well as sabre sawing on jig saws. Please order from table at left. Shipping weight per package 2 ounces.

No Money Down on anything Sears sells SEE PAGE 97



\$159⁹⁵ without motor or stand
cash \$8.00 monthly

CRAFTSMAN 6 1/8-inch Jointer-Planer

REG. U. S. PAT. OFF.


Base, rear table, legs cast in 1 piece for smoother planing, truer joints and surfaces

One-piece construction—exclusive with Sears . . . even bearing housings are part of base casting. Fence extends full length of rear table, locks flush . . . stops at 45° and 90°. Handles 6-in. stock. 6 micro-adjustment screws align 3 steel blades in steel cutter head. Rabbits to 1/2-in. deep. Depth of cut scale.

Sealed ball bearings, permanently lubricated. 36-in. working area (front and rear table). 42 1/2 x 20 3/8 x 9 1/8 in. overall. Machine and motor pulleys, V-belt. Without motor, stand, belt guard. Guaranteed 1 year . . . see page 14.
99 AT 2062N—Shipping weight 122 pounds. . . . \$159.95

Jointer-Planer with motor . . . 1/2-HP, 3450 RPM, sleeve-bearing capacitor type. Includes 4-foot cord. Operates on 110-120-volt, 60-cycle AC.
99 AT 2062N2—Shipping weight 141 pounds. \$9 monthly. . . . Cash \$179.95
9 AT 2293—Extra Blades. Package of 3. Shipping weight 13 oz. . . . Pkg. 6.49


1 Cast-iron Stand for above. Height: 26 in., base 12 x 31 1/4 in.
99 AT 29602N—Shipping weight 71 pounds. \$6 monthly. . . . Cash 52.99
9 AT 29082—Belt and pulley Guard. Use with stand (1). Wt. 4 lbs. 2 oz. 7.99



1 Cast iron Stand only
\$52⁹⁹

SPECIFICATIONS

- Width of cut. 6 1/8 in.
- Depth of cut (max.) . . . 1/2 in.
- Front table. 16 3/32 x 71 3/16 in. . .
- Rear table. 17 7/16 x 63 1/2 in.
- Bearings. 2 sets, ball
- Cutter knives. 3 alloy steel, 6 1/8 x 1 1/16 x 1/8 in.
- Recommended arbor speed. approx. 4300 RPM
- Motor recommended (min.) . . . 1/2 HP, 3450 RPM
- Machine pulley. 2 inches
- Motor pulley. 2 1/2 inches
- V-belt. 1/2 x 45 inches
- Mounting dimensions. 9 1/2 x 31 1/4 inches
- Over-all dimensions:
Height. 29 1/8 inches
Width. 20 3/8 inches
Length. 42 1/2 inches



\$92⁹⁹ without motor
cash \$5 monthly

CRAFTSMAN 4 1/8-inch Jointer-Planer

REG. U. S. PAT. OFF.

Fence lock handle minimizes annoying "whip." Semi-steel tables . . . front one adjusts. 3-point suspension for perfect alignment with cutter head. Removable spring-loaded guard. Steel cutter has three 4 1/8-inch blades.

Self-lubricating sleeve bearings for long life. Fence tilts 45° either side. 29 7/16 x 9 3/4 x 8 3/8 in. overall. Machine and motor pulleys, V-belt. Without motor or stand (order stand 99AT10525C on page 35). Guaranteed 1 year . . . see page 14.
99 AT 2186L—Shipping weight 62 pounds. \$92.99

Jointer-Planer with motor . . . 1/2-HP, 3450 RPM. Sleeve-bearing capacitor type. With 4-foot cord. Operates on 110-120-volt, 60-cycle AC.
99 AT 2186L2—Shipping weight 81 pounds. \$6.00 monthly. Cash \$114.95
9 AT 21866—Extra Blades for above. Package of 3. Shpg. wt. 6 oz. Pkg. 4.49

SPECIFICATIONS


- Width of cut. 4 1/8 in.
- Depth of cut. 3/8 in.
- Fence length. 19 1/8 in.
- Spindle diameter 1/2 in.
- Cutter knives. . . three, 4 1/8-inch size
- Front table. 11 3/16 x 6 5/8 in.
- Rear table 11 1/8 x 6 5/8 in.
- Recommended arbor speed 4500 RPM
- V-belt. 1/2 x 32 in.
- Bearings. two; Self-lubricating sleeve-type
- Motor recommended (min.) 1/2 HP, 3450 RPM
- Pulleys: Machine. . 2-in. Motor. 2 1/2-in.

No Money Down on anything Sears sells

SEE PAGE 97

CRAFTSMAN Planer-Molder

REG. U. S. PAT. OFF.



Turns hard or soft lumber into moldings, trims, floorings, etc.

Plane and mold in a single pass or do either separately.

Planes to 12 1/4 in. wide, 6 in. thick. Mold edge and face up to 6 in. wide.

\$299⁰⁰ without motor or stand
cash \$14.50 monthly

Maximum cut depth 3/16 in. 3-knife ball bearing cutterhead; 3 1/4 in. diameter. Power feeds at 12 feet per minute. 42-in. bed. Overall 16 in. high, 26 in. wide, 46 in. long. Comes with 3 1/2-in. machine pulley. To face or edge mold, order cutter bits sold below. Use 1 to 5 HP motor for 4000 RPM head speed. With stand below takes 5-in. motor pulley and 56-in. V-belt for 2 HP 3450 RPM motor. Motor, stand, motor pulley, V-belt not included. Planers and stand shipped freight (rail or truck) or express from factory near Kansas City, Mo. No C. O. D. Guaranteed 1 year . . . page 14.
F9 AT 2339N—Shipping weight 220 lbs. \$299.00

Thickness Planer. As above but 18-in. bed and no molding feature
F9 AT 23394N—Shipping wt. 201 lbs. \$13 monthly. . . . Cash \$269.00

Steel Stand for either above. 20 1/2 in. high, 24 3/4 in. sq. bottom.
F9 AT 23395N—Shipping weight 32 lbs. \$4 monthly. Cash \$29.99

Molding Cutter Bits. * For F9AT2339N above. Set of 3, each pattern.
F9 AT 23311—1-in. and 1/2-in. radius flute
F9 AT 23301—Rabbit
F9 AT 23307—Glue joint
F9 AT 23309—90° flute
F9 AT 23306—Clover-leaf
F9 AT 23305—3-bead
F9 AT 23308—Window, door stop
F9 AT 23304—1/4-1/2-in. qtr. round
F9 AT 23313—3/16-3/8-in. qtr. rnd.
F9 AT 23303—Base mold
F9 AT 23312—5/16-in. qtr. rnd.; cove
(Shipping weight set 3 ounces) Price per set \$3.29

Tongue and Groove Molding Cutter Bits. * For F9AT2339N above.
F9 AT 23302—Set of 6. (Shipping weight 6 oz.) Set \$6.49

*Sent postpaid from factory near Kansas City, Mo. Allow time. No C. O. D.

CRAFTSMAN Precision-built Wood Lathe

REG. U. S. PAT. OFF.

Big 12-inch swing.. handles pieces up to 37 inches long and a foot in diameter accurately.. even at high speeds



SPECIFICATIONS

- Swing over bed 12 in.
- Center to center 37 in.
- Length of bed 45½ in.
- Spindle, inboard end . . . ¾ in. x 16 right-hand thread with No. 1 Morse, female taper
- Ram travel 1½ in.
- Spindle bearings . . . two sealed radial thrust ball
- Machine pulley (included) . . 4-inch, 4-step V-type cone
- Mounting . . . 49 ½x2x6 ¾ in.
- Tailstock taper No. 1 Morse, female
- Motor pulley (not included) . . 4-inch, 4-step V-type cone

without motor, motor pulley, V-belt or stand **\$73.99** cash **\$5 monthly**

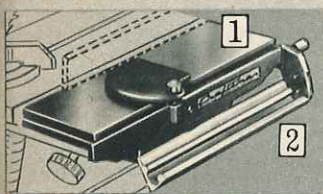

Has an exceptionally large work-load capacity for a wood lathe in this price range. Rugged semi-steel head and tailstock. Permanently lubricated bearings for long life. Precision-ground steel tubing bed is 45½ inches long. Motor can be mounted from headstock rear or below. ¾x16-thread headstock spindle with indexing pin for fluting. Rigid 3-point mount for maximum stability. Two ball bearings on spindle for smooth operation. No. 1 Morse taper in headstock, tailstock. Steel key guides tailstock and tool rest. Double acting lock on tool rest holder and support. Has four spindle speeds (875, 1350, 2250 and 3450 RPM). 54½ inches long, 7 ¼ inches wide, 11 ½ inches high over-all. 12-inch graduated tool rest, spur, cup centers. 4-inch, 4-step machine pulley. Manual included. Sent freight (rail or truck) or express. Guaranteed for one year (see details on page 14).

Without motor, motor pulley, V-belt or stand. 99 AT 2388N—Wt. 60 lbs. \$73.99

With CRAFTSMAN ½-HP, 1725-RPM split-phase motor. For 110-120-volt, 60-cycle AC. 4-foot cord. 4-inch, 4-step motor pulley and V-belt. Without stand. Shipping wt. 80 lbs. \$5 monthly. 99 AT 23886N3 . . . Cash \$89.99


CRAFTSMAN Pedestal Stand (not shown). For wood lathe above. Rugged cast-iron base. Two steel columns. 30 in. high. Shpg. wt. 74 lbs. \$5 mo. 99 AT 2249N . . Cash \$47.99

Versatile Speed Reducer (shown at right). Widens speed range of lathe above to 250-3450 RPM. Simple belt shifting provides low speeds for turning diameters over 6 inches and out-of-balance workpieces. Built-in belt tension adjustment for smooth operation. Sturdy cast-aluminum construction for long life. 9 AT 2389—Shipping weight 6 pounds 8 ounces. \$13.49




Convert 8-inch bench saw to jointer-planer

- 1** Attachment fits bench saw 99AT2428N on page 26. Wt. 31 lbs. \$5 monthly. 99 AT 2184K Cash \$57.99
- 2** Tilting Fence. For use with (1) above. Shpg. wt. 4 lbs. 7 oz. 9 AT 2181 \$12.99



Convert 10-inch bench saw to jointer-planer

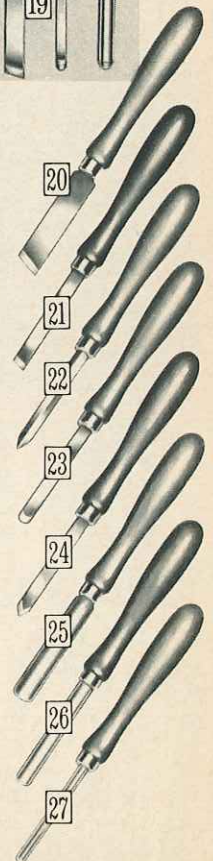
- 3** Attachment fits bench saw 99 AT 2990N described on page 25. Comes with tilting fence. Adjustable. Wt. 37 lbs. \$5 monthly. 99 AT 2180K Cash \$62.99
- 4** Knife-setting Gauge Set. For use with jointer-planers. Accurately lines up blades after sharpening. Made of machined cast iron for long life. Micrometer adjustments for maximum accuracy. Simple to use. Handy touch-up stone included. Shpg. wt. 1 lb. 13 oz. 9 AT 2647 Set \$7.99




Arbors . . Centers . . Face Plates . . other Accessories

- 5** Work Arbors with Chucks. 3-jaw screw-on type. ½-inch capacity; ½-in. x 20-thread. 9 AT 2234—No. 1 Morse taper. Wt. 1 lb. 7 oz. \$3.58 9 AT 2247—No. 2 Morse taper. Wt. 1 lb. 9 oz. 3.78
- 6** Work Arbors. Two steel flanges; nut on head end for clamping wheels. ½-in. x 20-thread. 9 AT 2153—No. 1 Morse taper. Shpg. wt. 11 oz. \$1.79 9 AT 2152—No. 2 Morse taper. Shpg. wt. 15 oz. 1.99
- 7** Chuck Arbors. No. 1 Morse and No. 33 Jacobs taper. 9 AT 2123—Shipping weight 5 oz. \$2.29 No. 2 Morse and No. 33 Jacobs taper. 9 AT 2124—Shipping weight 8 oz. 1.79 No. 1 Morse and No. 3 Jacobs taper. 9 AT 2154—Shipping weight 8 ounces. 2.29 No. 2 Morse and No. 3 Jacobs taper. 9 AT 2126—Shipping weight 9 oz. 1.79
- 8** Screw Centers. For woodworking. 9 AT 2116—No. 1 Morse taper. Shpg. wt. 8 oz. 2.29 9 AT 2115—No. 2 Morse taper. Shpg. wt. 13 oz. 2.49
- 9** Ball-bearing 60° Centers. For hardwood, metal. 9 AT 2112—No. 1 Morse taper. Wt. 10 oz. \$4.49 9 AT 2113—No. 2 Morse taper. Shpg. wt. 12 oz. 4.79
- 10** Spur Centers. Use for wood turning. 9 AT 2106—No. 1 Morse taper. Shpg. wt. 5 oz. 1.69 9 AT 2107—No. 2 Morse taper. Shpg. wt. 8 oz. 1.89
- 11** Tailstock Cup Centers. For wood turning. 9 AT 2100—No. 1 Morse taper. Shpg. wt. 5 oz. 1.79 9 AT 2101—No. 2 Morse taper. Shpg. wt. 8 oz. 1.99
- 12** 60-degree Centers. For metal turning. 9 AT 2110—No. 1 Morse taper. Wt. 5 oz. 1.49 9 AT 2111—No. 2 Morse taper. Shpg. wt. 8 oz. 1.59
- 13** Work Arbors. Convert motor to grinder, polisher, etc. 3 ¾ inches long. 2 ¾-inch spindle. ½-in. x 20-thread. Sturdy steel flanges. 9 AT 21643—½-inch bore. Shpg. wt. 14 oz. \$1.99 9 AT 21644—¾-inch bore. Shpg. wt. 14 oz. 1.99

- (14 and 15) Lathe Centers. For former 99-2162 or ⅝-in. unthreaded arbor. Shpg. wt. 8 oz. (14) 9 AT 2105—Headstock Spur. \$1.49 (15) 9 AT 2102—Tailstock Cup. 1.49
- 16** Combination Face Plate and Sanding Plate. Made of cast iron. For inboard turning and sanding. 8-inch diameter. ¾-in. x 16 right-hand thread. Sanding disc and cement are included. 9 AT 24905—Shpg. wt. 4 lbs. 4 oz. \$6.99
- 17** Face Plate. For ¾-in. x 16 right-hand thread arbor. 4-in. diameter. For inboard turning. 9 AT 2489—Shipping weight 1 lb. 12 oz. \$4.49
- 18** Face Plate. 3-in. diameter. Cast iron. Has spurs, removable center, screw center. Fits ¾-inch x 16-thread spindle. 9 AT 2091—Shipping weight 1 lb. 9 oz. \$3.99
- 19** 4-pc. Carbide-tipped Wood-turning Set. Stay sharp 20 times longer than ordinary steel. 10-inch handles. For wood, plastic, aluminum, brass. Set includes ¾-inch parting tool, ½-inch gouge, one each ½-inch round-nose and ¾-inch skew chisel. 9 AT 3629—Shpg. wt. 2 lbs. 6 oz. Set \$19.99
- (20 thru 27) Wood-turning Tools. Polished 4 ½-inch carbon steel blades, ground to hold edge. 10-inch handles, heavy ferrules. Wt. 13 oz. (20) 9 AT 2863—1-inch skew chisel. \$2.99 (21) 9 AT 2862—½-inch skew chisel. 2.39 (22) 9 AT 2856—½-inch round nose. 2.49 (23) 9 AT 2858—½-inch parting tool. 2.69 (24) 9 AT 2854—½-inch spear point. 2.59 (25) 9 AT 2852—¾-inch gouge. 2.99 (26) 9 AT 2851—¾-inch gouge. 2.79 (27) 9 AT 2850—¾-inch gouge. 2.59
- 5-piece Set.** As described above. Set includes ½-inch gouge (26), ½-inch parting tool (23), one each ½-inch spear point (24), ½-inch round nose (22), and ½-inch skew chisel (21). 9 AT 2855—Shpg. wt. 2 lbs. 4 oz. Set \$11.99





CRAFTSMAN
REG. U. S. PAT. OFF.

Belt and Disc Sander

Gives you over 100 sq. in. of sanding surface!
Use belt sander for large, flat surfaces or for curved, irregular work . . . disc sander for small jobs

Without motor, belt-guard or stand **\$79.99** cash **\$5 monthly**

Three big features—(1) Cam device for quick belt tensioning; (2) Two pre-lubricated sealed ball bearings on drive and idler shafts; (3) Drive roller and V-pulley keyed to drive shaft to prevent slipping.

Belt table can be pivoted from horizontal to vertical. Work table tilts 0° to 45°. Fence adjusts 90° to 45°. Heavy cast iron frame. Pulleys, V-belt incl.

(For extra accuracy, order miter gauge 9 AT 29929 shown on page 24).

Without motor, belt-guard or stand.

99 AT 2254L—Shipping weight 65 pounds. \$79.99

With 1/2-HP, 3450-RPM sleeve-bearing capacitor-type motor, 110-120-volt, 60-cycle AC. With 4-foot cord.

99 AT 22542L2—Shipping weight 84 pounds. \$5.50 monthly Cash \$104.95

CRAFTSMAN Pedestal Stand. 35 inches high. 2 3/4-in. diameter steel post. Cast iron base. Bracket, motor-mount and bolts included.

99 AT 2204L—Shipping weight 49 pounds. \$29.99

Steel Belt-guard. Use with stand above.

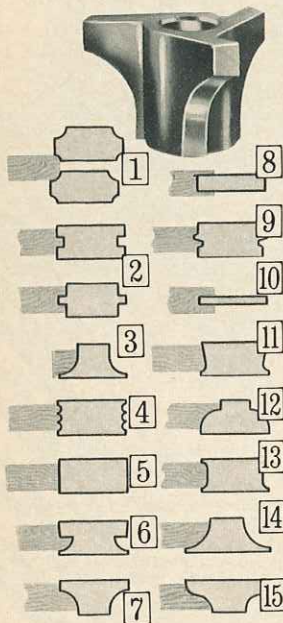
9 AT 2251—Shipping weight 3 pounds 2 ounces. 7.49

SPECIFICATIONS

- Width of belt 6 inches
- Length of belt 48 inches
- Sanding belt table 6 1/2 x 17 7/16 inches
- Sanding disc table 6 1/4 x 12 inches
- Diam. sanding disc 9 in.
- Bearings. 2 sets, sealed ball
- Drum diameter 3 inches
- Machine pulley 2 1/2 in.
- Motor pulley 2 inches
- V-belt 1/2 x 40 inches
- Motor recommended 1/2 HP, 3450 RPM
- Over-all size 10 1/2 x 18 x 28 3/8 in.
- Mounting dimensions (center to center of bolt holes) 10 3/4 inches

Alloy-steel Shaper Cutters

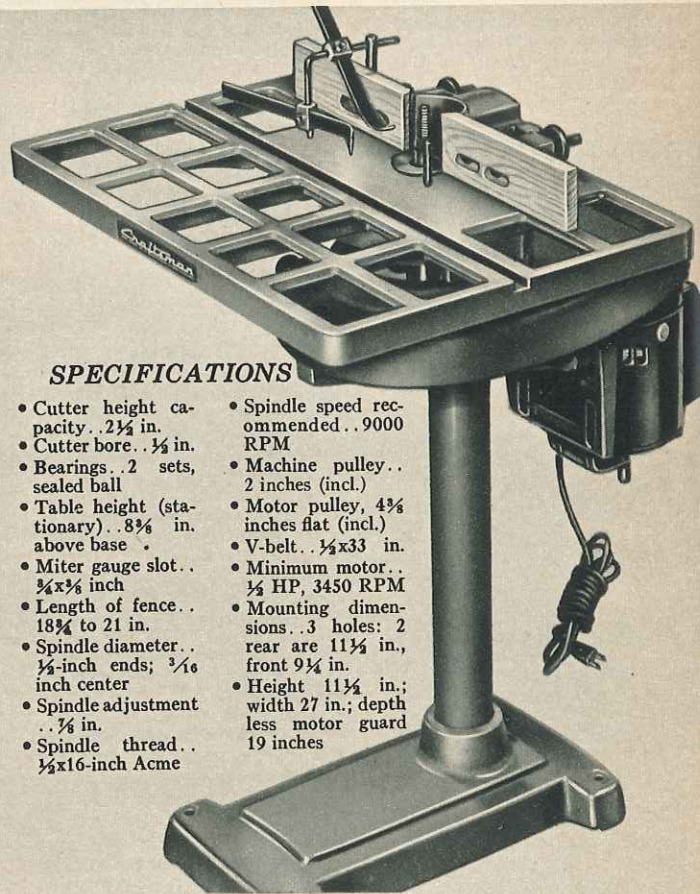
Precision machined for professional quality work. All cutters 1 inch high with 1/2-inch bore, except (8) 9AT3288 which is 3/8 inch high and (10) 9AT3287 which is 1/4 inch high. For use with drill press, use with 9AT2483 adapter described on page 36.



Shaper Cutter Type	Catalog Number	Wt. oz.	Price
2-inch diameter Shaper Cutters			
(1) 1/8 and 1/4-in. radius Ease Edge or 1/4-in. Glass Bead	9 AT 3295	6	\$3.59
(2) 1/4-in. Tongue and Groove Matched Set.	9 AT 3283	10	6.99
(3) 1/2-inch Radius Base Shoe Molding or 1/2-in. Quarter Round	9 AT 3285	6	3.59
(4) 3-bead 3/4-in. Molding.	9 AT 3293	6	3.59
(5) 1-inch Jointer	9 AT 3289	7	3.59
(6) Lip Cupboard Door or 3/8-inch Quarter Round.	9 AT 3294	6	3.59
(7) Drop Leaf Bead	9 AT 3291	6	3.59
(8) 1/2-inch Groove	9 AT 3288	5	3.39
(9) Reversible Glue Joint.	9 AT 3284	6	3.59
(10) 1/4-inch Groove	9 AT 3287	4	3.39
(11) Taper Edge	9 AT 3292	6	3.59
(12) Drop Leaf Cove	9 AT 3290	6	3.59
(13) 1/8-inch Ease Edge or Screen Mold	9 AT 3286	6	3.59
(14) 2 1/2-in. diameter 3/4-in. Quarter Round	9 AT 3281	6	4.99
(15) 2 1/2-in. diameter 3/4-in. Ogee Molding	9 AT 3282	6	4.99

SPECIFICATIONS

- Cutter height capacity. 2 1/2 in.
- Cutter bore 1/2 in.
- Bearings. 2 sets, sealed ball
- Table height (stationary) 8 3/8 in. above base
- Miter gauge slot 1/2 x 3/8 inch
- Length of fence 18 3/4 to 21 in.
- Spindle diameter 1/2-inch ends; 3/16 inch center
- Spindle adjustment 1/2 in.
- Spindle thread 1/2 x 16-inch Acme
- Spindle speed recommended 9000 RPM
- Machine pulley 2 inches (incl.)
- Motor pulley, 4 3/4 inches flat (incl.)
- V-belt 1/2 x 33 in.
- Minimum motor 1/2 HP, 3450 RPM
- Mounting dimensions 3 holes; 2 rear are 11 1/2 in., front 9 1/4 in.
- Height 11 1/2 in.; width 27 in.; depth less motor guard 19 inches



CRAFTSMAN High-speed Wood Shaper

REG. U. S. PAT. OFF.
Without motor or stand **\$97.99** cash **\$5 monthly**

FEATURES: (1) Extra-big 27x19-inch polished, ground semi-steel table; (2) Fence adjusts either side in or out without loosening; (3) Control for spindle height adjustment easy to reach in all positions. Legs etc. won't interfere; (4) Floating upper bearings for greater accuracy, 2 sets of permanently lubricated sealed radial bearings; (5) Critical parts machined for reliability at high speeds; (6) Built-in guard encloses belt, motor pulley for safety; (7) Collars, nuts, washers hardened to prevent burring; (8) Greater spindle diameter between bearings prevents whip, vibration. Spring hold-downs. Solid-type spindle turns either direction. 3 spindle collars.

Without motor or stand.

99 AT 2394N—Shipping weight 87 pounds. \$97.99

With CRAFTSMAN 1/2-HP, 3450-RPM capacitor motor.

99 AT 23942N2—110-120-v., 60-c. AC. Shpg. wt. 106 lbs. 119.95

Pedestal Stand for above. 2 3/4-inch diameter steel column. Cast iron base.

99 AT 2225L—33 1/2 inches high. Shipping weight 41 pounds. \$29.99


Sash and Door Cutting Kit

\$5.49

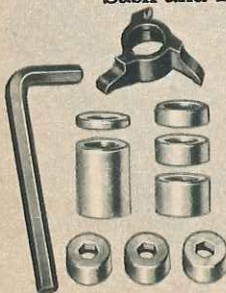
For use with 99AT2394N at right or former shaper 99-2392.

Kit includes: 5 spacer collars (1/8, 1/4, 5/16, 3/8, 1 in. wide) with 1/2-in. bore and sash cutter blade. Hex key. 3 recessed nuts (1/2 x 24, 1/2 x 20, 1/2 x 16 Acme thread).

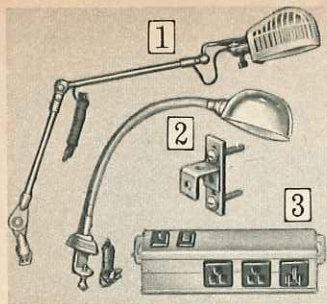
On drill press, use kit with adapter 9AT2483, on page 36. Wt. 8 oz. 9 AT 2407 . . . Kit \$5.49



5-pc. Shaper Collar Set. Use above or below cutter to provide bearing surface for portion of workpiece edge which is not to be shaped. Easily do free-hand edge shaping of curved workpieces. Fit 1/2-in. spindle. Wt. 7 oz. 9 AT 2367 . . . Set \$3.49

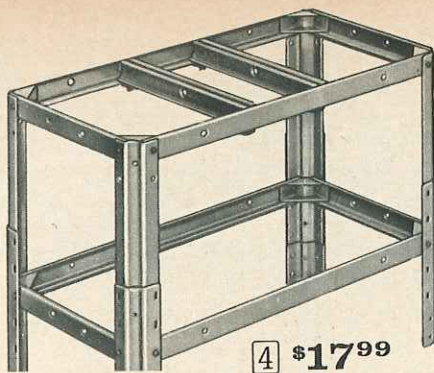


34 Sears ALL



Bench Accessories

- 1 CRAFTSMAN Workbench Lamp.** Two ball-and-socket joints, one swivel joint. Reflector has nylon protector. 36 inches long. 4½-foot cord. UL listed. Shipping weight 3 lbs. 7 oz. 9 AT 2504 \$6.99
- 2 18-in. Bench Lamp.** Flexible gooseneck. Also for walls. 6-foot cord. UL listed. Shipping weight 3 pounds. 9 AT 2536 \$5.49
- 3 CRAFTSMAN Power-Pak.** For power tool benches. Extruded aluminum. On-off toggle switch for motors up to 1 HP., 110-120-volt, 15-ampere AC. Safety light tells power-pak is "on." Two 3-prong outlets. UL listed. Shipping weight 1 lb. 13 oz. 9 AT 2134 \$5.79



4 \$17.99

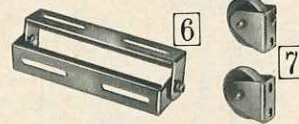
CRAFTSMAN
REG. U.S. PAT. OFF.
Power Tool Benches

Give rigid, reliable support. Heavy-duty, bolted steel frames; 2 steel cross-slide rails. Bolts, instructions included. Unassembled. For motor mount, wheel set, see (6), (7).



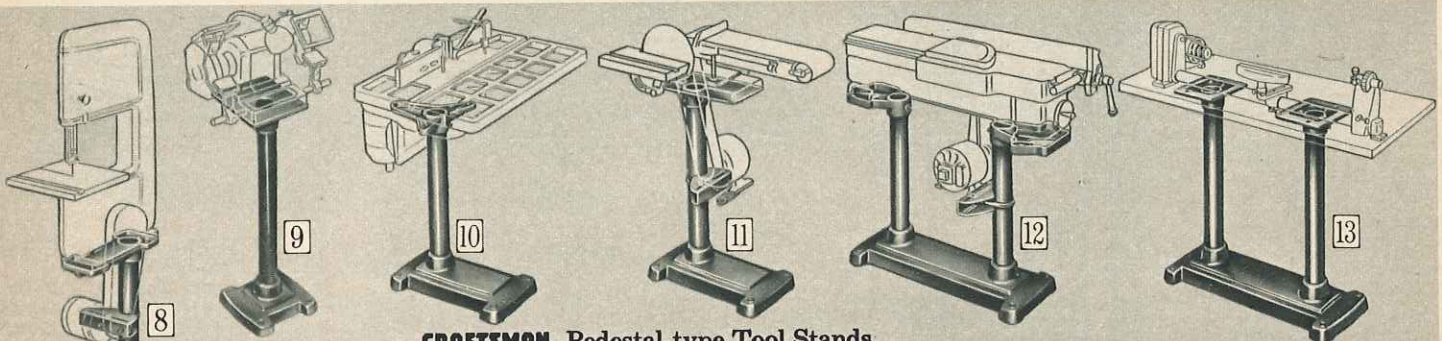
5 \$22.99
cash
\$4 monthly

Fits these bench-type power tools	Catalog Number of tool	Motor Mount needed	
4 16¼x30-inch. Adjusts 23¼ to 29¾ inches high.			
Band Saw.....	99 AT 10525C—Shipping weight 28 pounds.....	\$17.99
	99 AT 2426L.....	1
Belt Sander.....	99 AT 2254L.....	1
	99 AT 2428N.....	none
Bench Saw.....	99 — 2218.....	none
	99 — 2450.....	none
Drill Press.....	99 AT 2454N.....	none
	99 AT 2292N.....	1
Hack Saw.....	99 AT 2072N.....	1
Jig Saw.....	99 AT 2186L.....	1
Jointer-Planer.....			
5 26x26-inch. Adjusts 22½ to 31½ inches high.			
Band Saw.....	99 AT 1071K—Shipping weight 39 pounds.....	\$22.99
	99 AT 2428N.....	none
	99 AT 2990N.....	none
	99 — 2218.....	none
Shaper.....	99 AT 2394N.....	none
	99 AT 2935N.....	none
Radial-Arm Saw.....	99 — 2931.....	none
	99 AT 2941N.....	none
	99 — 2940.....	none



Motor Mount and Wheels

- 6 Swivel Motor Mount.** For 99 AT 10525C bench above. Maintains V-belt tension. Made of rugged steel to keep motor vibration at a minimum. Shipping weight 1 pound 9 ounces. 9 AT 2730 \$1.69
- 7 Rubber Wheels.** For 99 AT 10525C and 99 AT 1071K. Box of 2 rubber wheels, adds mobility to bench-mounted tools. Shipping weight 1 pound 12 ounces. 9 AT 2244 Box \$1.99



CRAFTSMAN Pedestal-type Tool Stands

Heavy cast-iron base gives maximum stability. Rigid steel column and cast-iron brackets keep tool absolutely level. Big, brawny strength—yet they take less space than box-type benches. Motor mount on (8), (11) and (12) fits snugly under the power tool or to the rear . . . forms one compact unit. Metal belt guard (sold separately below) provides added safety by housing V-belt from motor to power tool.

CRAFTSMAN Pedestal-type Tool Stands

Catalog No.	Fits Tool	Wt.	Price	Catalog No.	Shpg. wt.	Price
(8) 99 AT 2957L	2-wheel Band Saw 99AT2426L.....	48 lbs.	\$32.99	9 AT 2907	4 lbs. 2 oz.	\$7.99
(9) 99 AT 2964K	Grinders—99AT1940C, 99—1941C, 99AT1958C, 99AT1959K, 99AT1967N.....	34 lbs.	19.99
(10) 99 AT 2225L	Wood Shaper—99AT2394N.....	41 lbs.	29.99
(11) 99 AT 2204L	Belt Sander—99AT2254L.....	49 lbs.	29.99	9 AT 2251	3 lbs. 2 oz.	7.49
(12) 99 AT 29602N	6½-in. Jointer-Planer—99AT2062N.....	71 lbs.	52.99	9 AT 29082	4 lbs. 2 oz.	7.99
(13) 99 AT 2249N	Wood Turning Lathe—99AT2388N.....	74 lbs.	47.99
(14) 99 AT 2228L	10-in. Bench Saw—99AT2990N, 99—2999.....	60 lbs.	39.99
	8-in. Bench Saw—99AT2428N.....

No Money Down on anything Sears sells
SEE PAGE 97



CRAFTSMAN Instruction Manuals give you dozens of new ideas for using your power tools

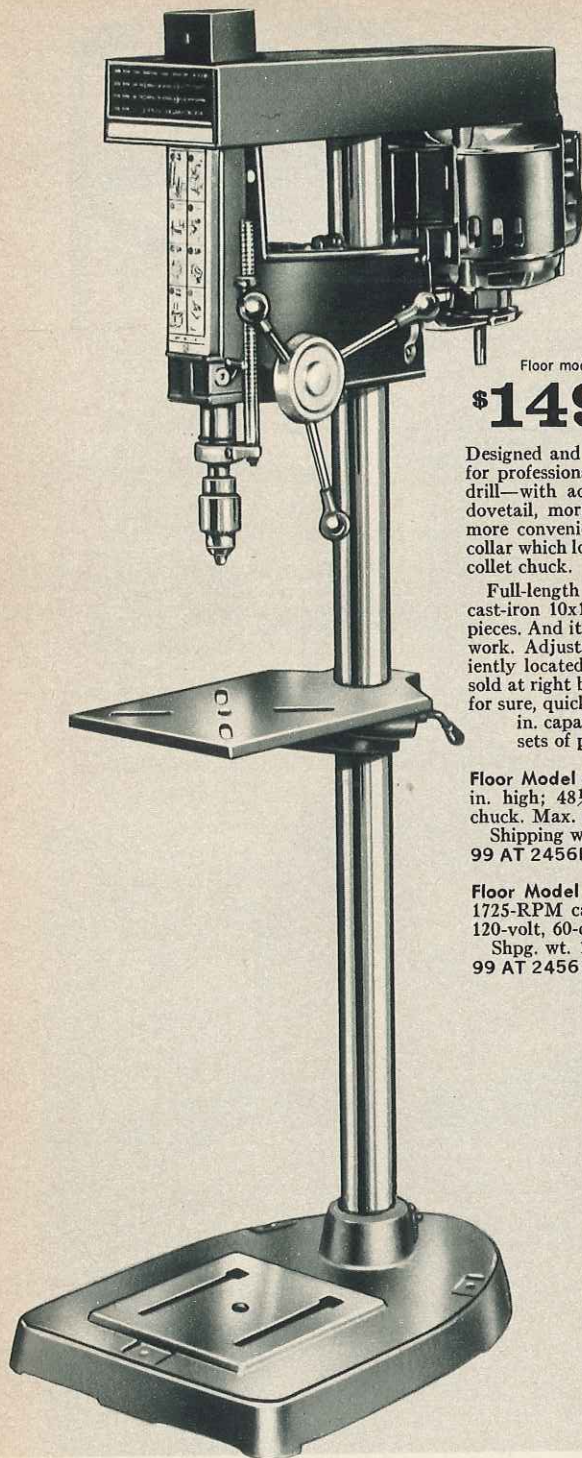
- 15 "Power Tools and how to use them."** 192 pages. Includes 1100 illustrations which cover 600 operations. 9 AT 2912—Wt. 11 oz. \$1.59
- 16 "The Drill Press."** 32 pages, 200 illustrations cover over 100 operations. 9 AT 2921—Shpg. wt. 2 oz. .39c
- 17 "Bench Saws."** 64 pages . . . over 200 illustrations. Instructions for set up, blade selection, standard, problem and special sawing; also for dadoing, molding and sanding. 9 AT 2929—Wt. 10 oz. .39c
- 18 "The Jig Saw and Band Saw."** Contains 32 pages with more than 160 illustrations. Describes many short-cuts in the efficient operation of jig saws and band saws. 9 AT 2919—Shpg. wt. 2 oz. .39c
- 19 "The Jointer, Shaper and Thickness Planer" Instruction Book.** A complete manual of operation. 32 pages, over 200 illustrations. Describes over 100 operations. 9 AT 2916—Shpg. wt. 2 oz. .39c
- 20 "The Wood Lathe."** 32 fully illustrated pages. Describes more than 150 wood-turning operations. Tells how to mount attachments. Contains 230 illustrations. 9 AT 2920—Shpg. wt. 2 oz. .39c
- 21 "How to Sharpen" Manual.** Shows how to give almost any cutting tool a keen edge. Contains 32 informative pages with more than 200 illustrations. 9 AT 2924—Wt. 2 oz. .39c
- 22 "Arc Weld it Yourself" Manual.** Comprehensive training manual detailing welding techniques. 32 pages; about 100 illustrations. 9 AT 20256—Wt. 5 oz. .79c
- 23 Metal Lathe Manual.** 258 pages of practical metal lathe operations (includes machinists' tables). Illustrations. 9 AT 2925—Wt. 1 lb. 4 oz. \$2.99
- 24 "The Oxy-Acetylene Welder's Handbook."** Practical manual for both beginners and experienced welders. Shows how to weld, cut and braze. 278 pages, many with illustrations. 9 AT 5411—Wt. 10 oz. .38c

You can equip a complete **POWER TOOL SHOP** with tools from Sears . . . see index.

CRAFTSMAN
REG. U.S. PAT. OFF.

15½-inch Drill Presses

Industrial quality . . . boasts a full 6-inch spindle travel . . . and a switch that operates both the built-in work light and your motor. This switch is conveniently located to free your right hand for operating feed lever.



Floor model without motor

\$149⁹⁵
cash **\$7.50** monthly

Bench model without motor

\$139⁹⁵
cash **\$7.00** monthly

Designed and built for use in industrial and school machine shops and for professionally-minded home craftsmen. Does much more than just drill—with accessories on opposite page you can rout, shape, carve, dovetail, mortise and plane. Performing all of these operations is far more convenient because a special "Safe-Lock" chuck has a threaded collar which locks on spindle . . . lets you use routers and cutters without a collet chuck.

Full-length belt guard adds extra protection. Large, fully-machined cast-iron 10x12½-in. table gives more space for handling bulky work-pieces. And it's slotted to hold fixtures . . . allows use of C-clamps to hold work. Adjustable table and head held rigidly in position by conveniently located column clamps. Comes with column collar (9 AT 2438) sold at right below . . . holds head or table for rotating. Strong coil spring for sure, quick quill return. No. 33 Jacobs taper on spindle holds 0 to ½-in. capacity, 3-jaw chuck. Depth gauge calibrated in 16ths in. Two sets of permanently lubricated ball bearings.

Floor Model without motor. 65½ in. high; 48½ in. from base to chuck. Max. table travel 42¾ in. Shipping weight 155 lbs.
99 AT 2456N \$149.95

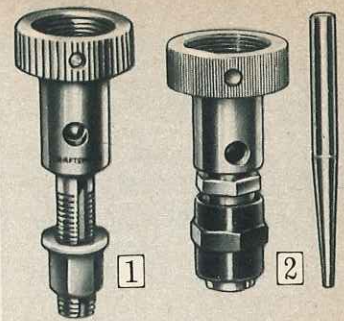
Bench Model without motor. 35½ in. high; 22 in. from base to chuck. Max. table travel 17¾ in. Shipping weight 120 lbs.
99 AT 2454N \$139.95

Floor Model with motor. ½-HP, 1725-RPM capacitor motor. 110-120-volt, 60-cycle AC. 4-ft. cord. Shpg. wt. 176 lbs. \$9 monthly.
99 AT 24561N2—Cash \$174.95

Bench Model with motor. ½-HP, 1725-RPM capacitor motor. 110-120-volt, 60-cycle AC. 4-ft. cord. Shpg. wt. 141 lbs. \$8 monthly.
99 AT 24541N2—Cash \$164.95

SPECIFICATIONS

Detail	Floor Model	Bench Model
• 9 speeds 660 to 5000 RPM	
• Depth of throat 7¾ inches	
• Spindle No. 33 Jacobs Taper	
• Bearings 2 sets precision ball	
• Chuck capacity 0 to ½ inch	
• Spindle travel 6 inches	
• Quill diameter 1½ inches	
• Depth graduations 1/16 inch	
• Work surface 10x12½ inches	
• Machine pulley (incl.) 5-inch, 4 step	
• Motor pulley (incl.) 5-in. 4-step; 5/8-in. bore (keyed)	
• V-belt (included) ½ inch x 45 inches	
• Table travel 42¾ inches	17¾ inches
• Distance, base to chuck, maximum 48½ inches	22 inches
• Mounting dimensions 15½x13½ in.	9½x14½ in.
• Height 65½ inches	35½ inches
• Width 18½ inches	12½ inches
• Depth 24 inches	19 inches



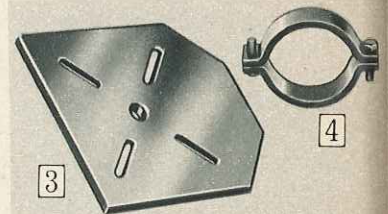
1 Adapter with Holding Collar. Use with ½-inch bore shaper cutters shown on page 34. Fits drill presses at left; former 99-2450 and 99-2451.

Also fits other makes of drill presses which have No. 33 Jacobs taper spindle. Precision built.

Adapter has ½-inch x 20-thread. Collar screws to drill press spindle.
9 AT 2483—Shpg. wt. 11 oz. . . \$2.99

2 Collet Chuck with Holding Collar. Fits high-speed woodworking bits with ¼ or ½-inch shank. ½-inch capacity to hold capacity with ½-inch bushings.

Fits all drill presses which have No. 33 Jacobs taper spindle. Fits both drill presses on this page; former 99-2450 and 99-2451. Screws to spindle. Precision built.
9 AT 2467—Shpg. wt. 11 oz. . . \$2.49



Tilt Table, Column Collar


3 Tilt Table. Makes end and angle routing and drilling simpler . . . more precise. Rugged 8½x11¼-in. cast-iron table with ground flat surface. Indexes at 45° and 90°, left or right.

Designed so that long work piece clears column when clamped to table at 90°. Can be used without knocking down set-up on normal table. Locking wrench and mounting hardware incl.
99 AT 2439C—Wt. 25 lbs. . . \$13.99

4 Column Collar. Holds head for rotating. Can be installed or removed without removing drill head from column. Included with drill presses on this page; fits others with 2¼-inch diameter columns.
9 AT 2438—Shpg. wt. 1 lb. . . \$1.99

Get the right speed for every job with CRAFTSMAN Speed Controls

REG. U.S. PAT. OFF.



Vari-slo
Speed
Control

\$39⁹⁹
cash **\$5** monthly

Change speeds from 300 to 3750 RPM in seconds without stopping spindle. 12:1 ratio with hand lever without changing belt position. Fits former 99-2450 and 99-2451 drill presses only.

Tough aluminum alloy and Tenzaloy. Pulleys turn on ball bearings. Simple to install . . . no holes to drill. Three V-belts and easy-to-follow instructions included.

Shipping weight 5 pounds 4 ounces.
9 AT 2340 \$39.99



Multi-speed
Attachment

\$20⁹⁹
cash **\$4** monthly

Slow spindle down to 230 RPM . . . speed it up to 8000 RPM. Use high speeds for routing, dovetailing, etc. Slow speeds for drilling large diameter holes in steel. Fits drill presses on this page; former 99-2450 and 99-2451; other drill presses with 2 or 2½-inch diameter columns. Includes 2 V-belts.

Shipping weight 4 pounds 11 ounces.
9 AT 2338 \$20.99



Reversible
Variable-speed
½-HP Motor

\$79⁹⁹
cash **\$5** monthly

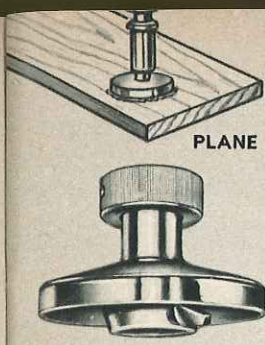
5 Dial any full load speed from 500 to 5000 RPM. Silicon-controlled rectifier means full torque at ALL speeds. Ideal for drill presses above. Specs. on page 52. Shpg. wt. 16 lbs.
99 AT 2348C . . . \$79.99

6 Foot control for (5). Wt. 2 lbs. 2 oz.
9 AT 23458 . . . \$9.99

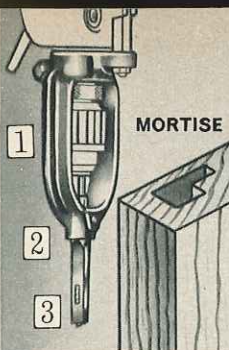
7 Remote speed control for (5). Shpg. wt. 2 lbs. 5 oz.
9 AT 23488 . . . \$9.99

No Money Down on anything Sears sells


SEE PAGE 97



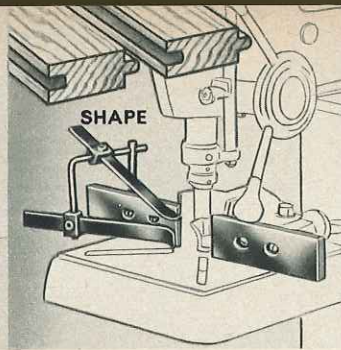
PLANE




MORTISE



DOVETAIL



SHAPE



HOLD DOWN

See what your Drill Press can do with Sears Accessories

CRAFTSMAN Rotary Planer. Converts drill press to planer.

Dresses, trues up, finishes wood surfaces. Also use to remove paint and varnish.

Fits CRAFTSMAN drill presses shown on page 36, others with No. 33 Jacobs taper. 1 1/16-inch x 20-thread side-thrust nut or locking collar, 3 3/8-inch diameter.

With hex wrench, complete instructions.

Shipping wt. 1 lb.
9 AT 2745.....\$6.99

1 Mortising Chisel Housing holds hollow chisels below. Fits drill presses 99 AT 2456N, 99 AT 2454N on page 36; former 99-2450, 99-2451; most older presses. Mounts on quill.
9 AT 2464—Shpg. wt. 4 lbs...\$7.99

2 Hollow Chisels. For former 9-2460, 9 AT 2464 described above. Shipping weight each 4 oz.

Catalog No.	Size	Cut depth	Each
9 AT 24201	1/4-inch	1 3/8-inch	\$4.49
9 AT 24202	3/8-inch	3-inch	4.69
9 AT 24203	1/2-inch	3-inch	4.99

3 Mortising Bits. For above. Shipping weight each 4 ounces.
9 AT 24221—1/2-inch size...\$3.19
9 AT 24222—3/8-inch size...3.59
9 AT 24223—1/4-inch size...3.99

Dovetailing Attachment. Makes accurate dovetail joints. Clamp holds work pieces at 90° angle; cuts both pieces at same time.

Hardened-steel slotted comb controls spacing, depth of cut.

End plates, comb, screw fittings, clamps, wood parts included. Use with 1/2-inch dovetailing bits only (not included).

Instructions show how to make dovetail joints just like those most commonly used in manufacturing fine furniture.

Duplicate joints used in making bookcases, drawers, chests, other pieces.

Shipping weight 5 lbs. 10 oz.
9 AT 2462.....\$17.99

CRAFTSMAN Shaper Fence Attachment. Converts drill press into shaper. Forms support for making picture frames, sashes, moldings, trimmings. For drill presses on page 36.

Hardwood fences open 1 to 3 inches. Each adjusts separately. Micrometer-type adjustments with 1 3/8-inch maximum forward and back travel.

Hold-downs keep pressure on work. Shift to either end of the unit for regular and reverse feeds.



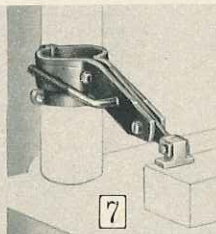

Shpg. wt. 6 lbs. 2 oz.
9 AT 2487.....\$16.99

CRAFTSMAN Hold-down and Guide. Fits almost any drill press table. For mortising, routing, planing, repetitive drilling. Strong, cast-iron construction.

Fingers on hold-down prevent workpiece from lifting when chisel or drill is raised... keeps work lined up. Easily adjustable to thin and thick work materials.

Hold-down and guide bolt to table.

Bolts are not included.
Shpg. wt. 6 lbs. 2 oz.
9 AT 2457.....\$8.49



Put these extra hands in your workshop . . . Work Holder, Vises, Rotary Table

(4 and 5) **Drill Press Vises.** Sturdy cast iron. Jaws are steel-faced... one face grooved... one plain.

4 General purpose Vise. Precision steel adjusting screw holds jaws firmly for accurate use of your drill press... less errors... less wasted materials. 3-in. jaws open to 3 in. . . built to hold curved or tapered pieces, 8 in. long. Has lugs for mounting. No bolts. Heavy-duty construction. Shipping weight 8 pounds 2 ounces.
9 AT 2757.....\$12.99

5 CRAFTSMAN Angle Vise. Fast, accurate, without clamps, wedges. Adjust 0° to 90° or use horizontally. Use with magnetic chuck, too. 2 1/2-inch jaws open maximum 2 1/2 in. 9 in. long. Shipping weight 8 lbs. 4 oz.
9 AT 2754.....\$11.99

6 Drill Press Work Holder. Zinc alloy base: 10 1/2-inches long, 2 3/8 inch steel faced jaws open 3 inches at maximum. Extra cast iron jaws... 1 for irregular work, 1 for tapered work. Shipping weight 4 pounds 6 ounces.
9 AT 2436.....\$7.99

7 Cam-lock Clamp. 400 pounds of pressure to hold down metal, wood, etc. on drill press when drilling. Lever locks clamp and part at the same time. Slides up and down; adjusts to 3 lengths. Swings out of way when not in use. Swivel foot for angular parts. Column stop is included.

Fits all Craftsman and other drill presses with 2 3/4 inch column. Heavy-duty, precision construction. Shipping weight 3 pounds 6 ounces.
9 AT 2759.....\$14.99

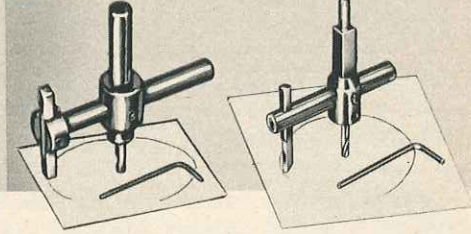
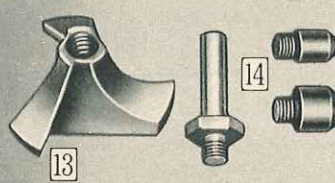
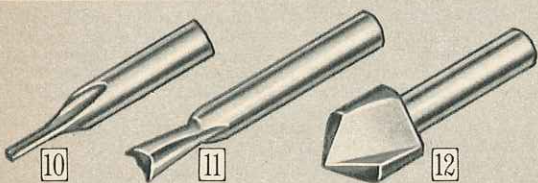
8 Drill Press Milling Vise. Bolts to drill press table. Also adapts to shapers, lathes, milling machines, grinders. Work is locked on 7x7-in. table between adjustable jaws. Maximum opening 4 3/8 inches.

One jaw swivels, other has movable face. 6 1/2-in. cross feed travel (lower) . . . 5 1/2-in. traverse feed travel (upper). Upper slide graduated 90° right or left.

Comes complete with wrench and bolts . . . ready for mounting. Wt. 35 lbs.
99 AT 2432K.....\$59.99

9 CRAFTSMAN Rotary Table with cross slide. Use for layout and indexing . . . as rotary milling table. Adapted for drill presses, milling machines, surface grinders and shapers.

8x5-inch table rotates 360° . . . 40-to-1 worm gear ratio. Rotary dial calibrated in 15-minute intervals. Dual cross feed of 2 3/8 inches on each side, or 4 1/4 inches over-all. Dials in 1000ths. Removable jaw is set 2 1/2 in. wide. 5 in. high. Shpg. wt. 40 lbs.
99 AT 2496K.....\$89.99



10 1-pc. Kromedge® Router Bits. 1/4-in. diam. Shank fits any router, drill press or radial arm saw. High speed alloy steel or carbide tipped.

Straight-face Router Bits. Shipping weight each 3 oz.
9 AT 2552—3/8 in. . . \$1.59
9 AT 25522—3/8 in. . . 2.19
9 AT 25521—1/4 in. . . \$1.59
9 AT 25523—1/2 in. . . 2.69

Carbide tip, straight-face Bits. Single flute. Shipping weight each 4 ounces.
9 AT 25524—1/4 in. . . \$3.99
9 AT 25526—3/8 in. . . 4.99
9 AT 25525—5/16 in. . . 4.49
9 AT 25527—1/2 in. . . 5.99

1 1/4-inch Stair tread and riser Bit.
9 AT 2518—Shipping weight 3 ounces 3.99

Veining Bits. Shipping weight each 2 ounces.
9 AT 2559—3/8 in. . . \$1.79
9 AT 25592—3/16 in. . . 1.99
9 AT 25593—1/32 inch size 2.19

11 Dovetail Cutter Bits. Shipping weight each 3 oz.
9 AT 2553—1/4 in. . . \$2.99
9 AT 25531—1/2 in. . . \$3.99

12 V-groove or Chamfering Bit. 1/2-inch.
9 AT 2557—Shipping weight 3 ounces 3.99

13 Bead and Cove Bits. Use with arbor 9 AT 2589 (14) below.
9 AT 25561—1/2-inch Bead Bit. Shpg. wt. 3 oz. . . . \$3.99
9 AT 25562—3/8-inch Bead Bit. Shpg. wt. 3 oz. . . . 3.69
9 AT 25571—1/2-inch Cove Bit. Shpg. wt. 3 oz. . . . 3.99
9 AT 25572—3/8-inch Cove Bit. Shpg. wt. 3 oz. . . . 3.69

14 Arbor for cove and bead bits (13) above. 2 pilots. 1/4-in. x 28-thread. For 1/2, 3/8-in. bead; 1/2-inch, 3/8-inch cove bits.
9 AT 2589—Shipping weight 3 ounces Set \$1.99

CRAFTSMAN Heavy-duty Circle Cutter. 1/2-in. shank. Cuts holes 2 to 8 inches in diameter in sheet steel, brass, wood, plastic. Removable high-speed steel bit. Setscrew wrench included with order.

Shipping wt. 14 oz.
9 AT 3640.....\$4.99

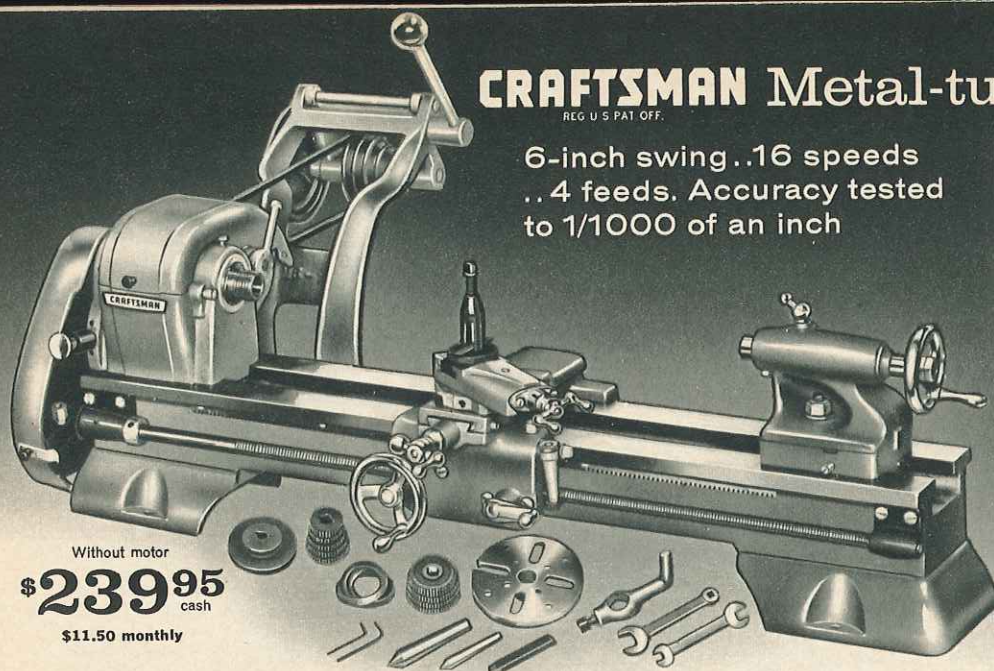
CRAFTSMAN Circle Cutter. Combination square and 1/4-inch round shank. Cuts holes 1/8-inch to 4 inches in diameter in brass, wood or plastic. High-speed steel cutting bit. Wrench incl.

Shipping weight 7 oz.
9 AT 3645.....\$2.29

CRAFTSMAN Metal-turning Lathe

REG. U.S. PAT. OFF.

6-inch swing .16 speeds
.. 4 feeds. Accuracy tested
to 1/1000 of an inch



Without motor
\$239.95 cash
\$11.50 monthly

It actually matches our larger lathes in accuracy. True professional quality in every detail. Designed for precision work... for toolmakers, model-makers and hobbyists who demand top-quality tools. Compare features and specifications at right with other metal-turning lathes in this price range.

Timken tapered roller bearings in headstock for long life. Cast semi-steel bed with precision-ground ways. 16 spindle speeds from 54 to 3225 RPM. Eight back-geared speeds. Graduated compound rest swivels 360°. Countershaft bench-mounted to reduce vibration; adjustable for speed changes.

Outfit includes 258-page Lathe Manual at right, and all accessories shown above.

Accessory group includes the following items: 2-step motor pulley, 4-step machine pulley, 4-step quick-change countershaft, two 60-degree centers, 3/8-inch tool bit, 9 threading gears, 1-inch lathe dog, 3/8-inch V-belt, two hex wrenches, 5 1/4-inch face plate and two standard-dimension wrenches, 1 combination and 1 open end.

Motor not included. Use your present motor (if at least 1/2 HP, 1725-RPM) or order motor separately from those shown on pages 52 and 53.

Lathe designed to be used with Mica Undercutter (F9 AT 1518) listed below. Also see pages 40 and 41 for additional accessories.

99 AT 2140N—Shipping weight 100 lbs.. \$239.95


SPECIFICATIONS

- Swing over bed.....6 inches
- Distance between centers....18 inches
- Spindle: Nose.....1 inch x 10-thread Taper.....No. 2 Morse Bore.....1 1/2 inch
- Spindle bearings. Timken tapered roller
- Thread range....8 to 96 per inch, right or left hand. Metric threads .5 to 3mm
- Bed.....1-piece cast semi-steel
- Carriage..hand wheel for hand operation; feed lever for reversible automatic longitudinal power feed
- Feeds....0024, .0039, .0048 and .0078
- Back gear ratio.....about 6 1/2 to 1
- Countershaft, back gear bearings.....4 porous bronze
- Swing over carriage.....3 1/2 inches
- Compound rest travel.....1 1/4 inches
- Cross slide travel.....4 3/4 inches
- Tailstock taper.....No. 1 Morse
- Tailstock ram travel.....1 1/4 inches
- Tailstock setover.....9/16 inch
- Motor needed, min....1/2-HP, 1725 RPM
- Machine pulley (included).....4 step
- Motor pulley (included).....2 step
- Mounting dimensions....4 3/4 x 27 1/2 x 16 in.
- Over-all dimensions...16 1/2 x 24 x 33 1/2 in.

Lathe Manual

Helpful to beginner or "old timer". 258 pages of photos, drawings, machinist's tables, easy directions. Attractively paperbound with handy index tabs. 6x8 3/4 inches. Shipping wt. 1 lb. 4 oz.

9 AT 2925.....\$2.99



Accessories for 6-inch and 12-inch Metal-turning Lathes

1 Commutator Kit. Holds armatureshafts for reconditioning. No. 75A armature driving chuck; No. 100 center rest chuck (1/4-inch to 3/4-inch cap.); 2 arbors: No. 2 Morse and No. 3 Jacobs taper. Key.

For 12-inch lathe. Wt. 7 lbs. 4 oz. \$5 monthly. 9 AT 2129—Kit Cash \$39.99

For 6-inch lathe. As above except arbors are No. 1 and No. 2 Morse taper. Shipping weight 6 lbs. 3 oz. \$5 monthly. 9 AT 2122—Kit Cash \$35.99

2 Mica Undercutter. Screw feed regulates height of cutter. Carriage feed moves cutter into commutator slot. New grooves are always clean, square, parallel and uniform in depth. 110-120-volt, 60-cycle AC-DC. With universal motor, switch, cord, 5 undercutting saws: .015, .020, .025, .030, .035 in. \$5 mo.

For 12-inch lathe. F9 AT 2989—Wt. 10 lbs.. Cash \$59.99

For 6-in. 99 AT 2140N, 99-2128. F9 AT 1518—Wt. 9 lbs.... Cash \$59.99

Replacement Blades. Set of 10. 2 each .015, .020, .025, .030, .035 inch thick. Sent postpaid. F9 AT 1519—(Wt. 2 oz)..... Set \$4.49

3 Reversing Switch. For 6, 12-in. lathes to stop, reverse split-phase and capacitor motors up to 1HP. For voltages up to 550-v. AC. Diagram. Wt. 1 lb. 9 oz. 9 AT 2982.....\$12.99

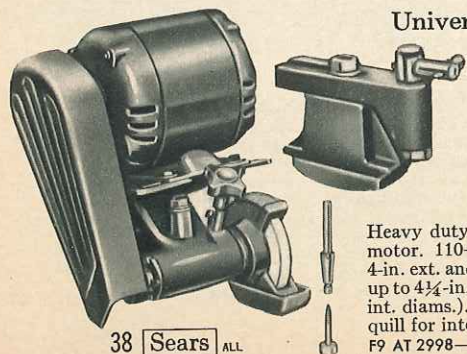
4 Reversing Switch. For any CRAFTSMAN 12-in. lathe. 1 1/2-HP capacity for voltages to 550, both single and 2-HP capacity 3-phase circuits. With cord and installation instructions. F9 AT 2018—Wt. 5 lbs..\$18.99

5 Taper Attachment. Cuts duplicate tapers on pieces of different lengths. Also use for internal boring and external work.

Index plate is graduated 7° and 3 in. both sides of center line; equals 2 5/16-in. taper per foot, right or left. Use with any CRAFTSMAN 12-in. lathe. Travels 6 inches. Shpg. wt. 11 lbs. \$5 monthly. F9 AT 29845. Cash \$49.99

6 Quick-change Gear Attachment. Fits former CRAFTSMAN lathes 99-2758, 99-2759. 54 threads or feeds between .0042 and .250-in. per spindle rev.; all right or left-hand threads from 4 to 240 in these standards: National Coarse (USS), National Fine (SAE), Acme, Square and Whitworth. No drilling or tapping needed to install. Replaces std. gear change assembly. Overload clutch. Wt. 24 lbs. \$6 mo. F9 AT 20145.... Cash \$119.95

SHIPPING NOTE: All items with "F" (as F9 AT 2989) shipped from Kalamazoo, Mich. factory... allow postage from c.o. plant. Please allow extra time. No. C.O.D.'s.



Universal Tool Post Grinder

\$149.95 cash **\$7.50** monthly

For 12-in. lathes. Ideal for grinding tools, dies, bearings, shafts, valves, etc. Mounts on tool slide of lathe compound rest. Equips lathe for internal, external precision grinding. 2 speeds: 4900 and 9100 RPM.

Heavy duty spindle. With 1/2-HP 3450 RPM motor. 110-120-v., 60-c. AC. Includes belt, 4-in. ext. and 1/2-in. int. grinding wheels (grind up to 4 1/4-in. ext. diam.; from 1/4-in. to 9 1/4-in. int. diam.). With diamond wheel dresser and quill for internal work. F9 AT 2998—Shpg. wt. 37 lbs.....\$149.95

CRAFTSMAN Lathe Table

For 12-inch lathes. Gray, heavy cast iron, crossbraced legs. Can be anchored to floor. Pre-finished hardwood table top resists oil and coolants. Overall height 33 3/8 in. See Shipping Note.

For lathes 45 inches long. Wt. 166 lbs. \$8 monthly. F9 AT 1596N.... Cash \$74.99


For lathes 57 inches long. Wt. 176 lbs. \$8.50 monthly. F9 AT 1597N.... Cash \$84.99



Low as **\$74.99** cash **\$8** monthly

**CRAFTSMAN®
COMMERCIAL**

Metal-turning Lathe



24-inch centers, without motor

\$659⁰⁰ cash

\$33 monthly

12¼-inch swing, 16 speeds, 54 feeds. Accuracy tested to 1/1000 of an inch

SPECIFICATIONS

- Swing over bed . . . 12¼ inches
- Swing over carriage . . . 7¾ inches
- Collet capacity ½ inch
- Lead Screw . . . ¾-inch diameter, 8 Acme threads per inch
- Spindle Nose . . . 1½x8 thread.
- Spindle Nose Taper Bored No. 3 Morse with reducing sleeve to No. 2 Morse
- Hole through spindle . . . 25/32-in.
- Back Gears. 12 pitch, ¾-in. wide
- Back Gear shaft bearings . . oil-impregnated; bronze
- Back Gear Ratio . . about 6 to 1
- Spindle Gear. 16 pitch, 32 teeth, 7/8-inch wide
- Spindle bearings 2 Timken tapered roller
- Tailstock Ram . . . 1½-in. diam.
- Tailstock Ram travel . . . 2¾-in.
- Tailstock Ram graduations . . . 0 to 3 inches by 1/16 inch
- Tailstock Setover, forward or back ¾ inch
- Cross feed travel . . . 6½ inches
- Cross feed screw . . ½-inch diameter Acme threaded
- Compound rest travel . . 2¼ in.
- Tool Post . . . ¾x1/8-inch slot to take ¾-in. tool bits or holder for ¼-in. tool bits
- Compound Rest swivel. Graduated 0° to 90° right and left
- Motor recommended (min.) ½ HP 1725 RPM
- Motor pulley (incl.) 2-step, 4½ in.
- Countershaft bearings . . 2 ball; 2 bronze, oil-impregnated
- V-belt . . . A section ½-in. wide
- Drive pulley (incl.) dual, 3-in.

Quick-change gear attachment included . . gives 54 threads or feeds. 16 spindle speeds from 28 to 2075 RPM. Heavy Timken roller bearings in headstock maintain spindle alignment . . minimize friction. Leadscrew turns on roller thrust bearings for smoother action. Feed-engagement for power cross and longitudinal feeds lever-controlled . . to engage and disengage faster.

One-spot apron lubrication system. Cross-feed and toolpost slide dials with lock screws for accurate setting. 60-hole index on headstock. Cast semi-steel bed; precision-ground ways. 7¾-inch swing over carriage, 12¼-in. swing over bed. Spindle nose has 25/32-inch bore. 1½-inch 8-thread spindle with No. 3 female Morse taper reduced to No. 2. ½-inch collet capacity.

Tailstock has No. 2 Morse taper; ¾-inch set-over for taper turning. Comes with 4-step machine pulley, 2-step motor pulley, V-belt, two 60° centers, tool post and wrenches, 258-page illustrated manual. Use a minimum ½-HP, 1725-RPM motor (see motors on pages 52 and 53). Motor not included with lathes.

With Floor-model Cabinet. Underneath drive. 3/16-inch plate, floor-type cabinet. Countershaft and belt-tension handles extend outside of cabinet. *See Note.*
F9 AT 2898N—24-in. centers; 50 5/8-in. long. \$33 monthly. Wt. 475 lbs. Cash \$659.00
F9 AT 2899N—36-in. centers; 62 5/8-in. long. \$35 monthly. Wt. 505 lbs. Cash 699.00

Without Cabinet. Countershaft mounted behind headstock, free of bed. Lever releases both belts at once. *See Note.*
F9 AT 2890N—24-in. centers; 45 in. long. \$25 monthly. Wt. 335 lbs. Cash \$509.00
99 AT 2891N—36-in. centers; 57 in. long. \$27 monthly. Wt. 348 lbs. Cash 549.00

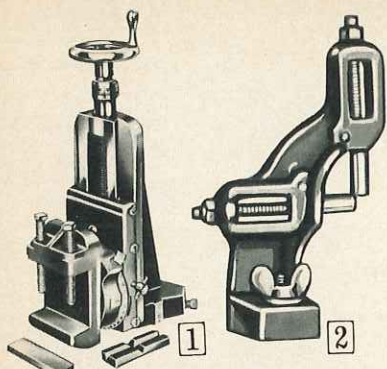
No Money Down on anything³ Sears sells

SEE PAGE 97

NOTE: All "F" items (as F9AT2898N) sent freight (rail or truck) or express from factory in Kalamazoo, Mich. . . allow extra time. No C.O.D.'s.

Lathe Accessories

SHIPPING NOTE: All "F" items (as F9AT2987) shipped from factory in Kalamazoo, Michigan.




1 Milling Attachment. Graduated swivel vise, flat block, V-block. For face-milling, cutting keyways, etc.

For metal lathes 99AT2140N (page 38), 99-2128. Vise capacity 2 inches. Vertical feed 1 3/4 inches. Cross feed 3 3/8 inches. F9 AT 2057—Wt. 8 lbs. 6 oz. . . . \$42.99

For CRAFTSMAN 12-in. lathes. Vise capacity 2 3/4 inches. Vertical feed 3 3/4 in. Cross feed 5 inches. F9 AT 2987—Shpg. wt. 17 lbs. . . . \$49.99

2 Follower Rest. Mounts back of carriage dovetail slide. For accurate work on long, slender rods.

For metal lathe 99 AT 2140N, page 38. F9 AT 2042—Shpg. wt. 3 lbs. 2 oz. . . \$9.99
For any CRAFTSMAN 12-inch lathe. F9 AT 2988—Shpg. wt. 3 lbs. 4 oz. . . \$9.99



3 Steady Rest. Clamps to bed ways. Has bronze jaws, hinged type. For diameters to 2 3/4 inches. For CRAFTSMAN 12-inch lathes.

F9 AT 20506—Shpg. wt. 10 lbs. . . \$16.99

As above, but not hinged type. For diameters to 2 3/4 inches. For metal lathe 99 AT 2140N, see page 38. F9 AT 2041—Shpg. wt. 3 lbs. 2 oz. . \$11.99

4 Lathe Dogs. Forged steel. For any face plate with slots. In four sizes.

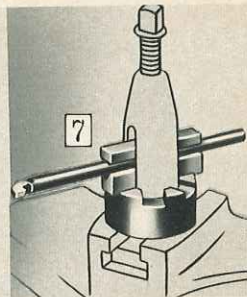
F9 AT 21831—1/2-in. Wt. 8 oz. . . . \$1.99
F9 AT 21832—3/4-in. Wt. 10 oz. . . . 2.29
F9 AT 21833—1-in. Wt. 12 oz. . . . 2.79
F9 AT 21834—1 1/2-in. Wt. 14 oz. . . 3.19



Face Plates (5) and (6). For work which cannot be machined on center or in chuck. Fit on headstock spindle. Machined gray-iron casting; slots clamp work or drive lathe dog.

5 5 1/4-inch diameter. For lathes with 1-in. 10-thread spindle (99AT2140N; 99-2128). Has 4 slots. F9 AT 21405—Shpg. wt. 2 lbs. . . \$6.99

6 8 1/2-inch diameter. For 12-inch lathes, lathes with 1 1/2-inch 8-thread spindle. Has 8 slots. F9 AT 24755—Shpg. wt. 7 lbs. . . \$11.99




7 Boring Tool Holder. For 6-inch lathes. With clamp ring, V-block, plain block and 1/4-inch high-speed boring tool. Slots hold boring tools of 3/16, 1/4, 5/16, 3/8-inch diameter. F9 AT 1515—Shpg. wt. 1 lb. . . . \$6.29

Same as above but for 12-inch lathes. With clamp ring (has 1 3/4-inch outside diameter, 1 1/4-inch inside diameter); V-block and plain block; 1/4-inch boring tool.

Clamp ring has three slots to hold 3/16, 1/4, 5/16, 3/8-inch diameter tools. F9 AT 1511—Shpg. wt. 1 lb. . . . \$6.99

See Shipping Note at top of this page





8 Boring Tool Set. 1/4, 3/16-inch boring; 1/2-inch threading tools; stiffening block. For lathe 99AT2140N, 99-2127 and 99-2128. F9 AT 2008—Wt. 4 oz. . Set \$6.49

9 Tool Post Sets. 4 boring bars; internal, external threading; external turning tools; spacer, V-block.

For 99 AT 2140N, 99-2128. Shipping weight 2 lbs. 2 oz. F9 AT 2038 Set \$14.99

For any CRAFTSMAN 12-inch lathe. Shpg. wt. 2 lbs. 2 oz. F9 AT 2189 Set \$14.99



Lathe Tool Holders. Forged steel, without bit.

Type	Col. No.	Bit size	Fits lathe	Wt.	Each
10 Straight . . .	9 AT 2033	3/16-in.	99 AT 2140N, 99-2128	8 oz.	\$3.49
11 Straight . . .	9 AT 2196	1/4-in.	Craftsman 12-in. lathes	10 oz.	3.99
11 Left hand . .	9 AT 2035	3/16-in.	99 AT 2140N, 99-2128	8 oz.	3.49
12 Right hand .	9 AT 2194	1/4-in.	Craftsman 12-in. lathes	10 oz.	3.99
12 Right hand .	9 AT 2034	3/16-in.	99 AT 2140N, 99-2128	8 oz.	3.49
13 offset . . .	9 AT 2192	1/4-in.	Craftsman 12-in. lathes	10 oz.	3.99
13 offset . . .	9 AT 2036	3/16-in.	99 AT 2140N, 99-2128	10 oz.	3.99
14 Knurling . . .	9 AT 2202	1/4-in.	Craftsman 12-in. lathes	13 oz.	4.79
14 Knurling . . .	9 AT 2037	3/16-in.	99 AT 2140N, 99-2128	10 oz.	4.79
15 Cutoff . . .	9 AT 2200	1/4-in.	Craftsman 12-in. lathes	12 oz.	4.99
15 Cutoff . . .	9 AT 2031	3/16-in.	99 AT 2140N, 99-2128	10 oz.	7.99
16 Threading . .	9 AT 2198	1/4-in.	Craftsman 12-in. lathes	12 oz.	8.49

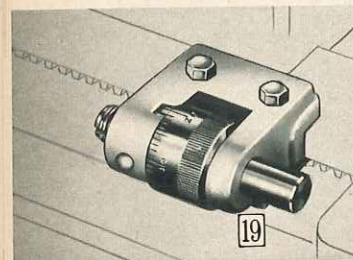
Replacement Blades. For cutoff tools. See (14) above. F9 AT 2238—For 9 AT 2200. Shipping weight 4 ounces \$2.49
F9 AT 2009—For 9 AT 2037. Shipping weight 2 ounces 2.39

16 6-piece Formed Tool Bit Sets. Threading bit; left-hand and right-hand facing bits; left-hand, right-hand, round-nose turning bits. High-speed steel. F9 AT 2043—3/16-inch size. Shipping wt. 5 oz. Set \$3.59
F9 AT 2205—1/4-inch size. Shipping wt. 5 oz. Set 3.59

17 Milling Cutter Holder. 1/2-inch arbor included. For lathe 99 AT 2140N only. F9 AT 21408—Shipping weight 2 pounds \$10.99
F9 AT 29945—For CRAFTSMAN 12-inch lathes. Wt. 3 lbs. 12.99


Four Bushings. Use with 1/4, 5/16, 3/8, 7/16-in. end mills. None required for 1/2-inch end mill. F9 AT 2985—Shipping weight 8 ounces Set \$3.69

18 Arbors for milling cutter holder (17) above. Needed to adapt angular cutters. *Prepaid.* F9 AT 1566—For 3/8-in.x24-thread cutter. (Wt. 3 oz.) . . \$3.79
F9 AT 1567—For 1/2-in.x20-thread cutter. (Wt. 3 oz.) . . 3.79



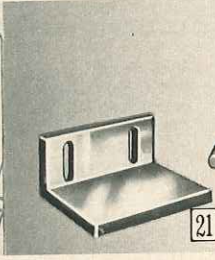
19 Carriage Stop. Clamps to bed way of 6-inch or 12-inch lathes. F9 AT 2185—Wt. 2 lbs. . \$8.99

20 Cross Slide Stop. Designed to show depth at which to stop cross feed. Slide stop is not intended to stop the cross feed automatically. To install, simply clamp the cross slide stop to dovetail. Fits 12-inch lathes only. *Prepaid.* F9 AT 1510—Wt. 8 oz. \$5.99



21 Angle Plate. For 12-inch and 10-inch lathes. Simplifies off-center work and the machining of odd-shaped pieces. Bolt to face plate. Horizontal face is 6x4 3/4 x 3/8 inches. Vertical face is 6x2 3/8 x 3/8 inches. F9 AT 1509—Shipping wt. 10 lbs. . . \$10.99


22 Clamp-type Dog. Handles square, round, rectangular and hexagonal work. Clamp bars are carefully machined and hardened—screws are heat treated. For 12-inch and 6-inch lathes. Jaws open to 2 inches. F9 AT 1512—Shipping weight 1 lb. . . \$7.99



23 Angular Cutters. For face-milling, dovetailing and cutting angles less than 90°. Included angle is 60°. Threaded hole adapted to fit milling holder (17) F9 AT 29945 or 21408 above right with arbors (18) F9 AT 1566 and F9 AT 1567 also above right. *Prepaid.*

3/16-inch thick. (1 1/4-inch diameter. 3/8-in.x24-thread hole.) F9 AT 29951—(Shpg. wt. 9 oz.) . . \$11.99

1/16-inch thick. (1 3/8-inch diameter. 1/2-in.x20-thread hole.) F9 AT 29952—(Shpg. wt. 9 oz.) . . \$13.99



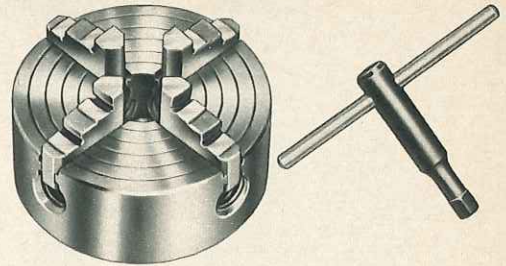
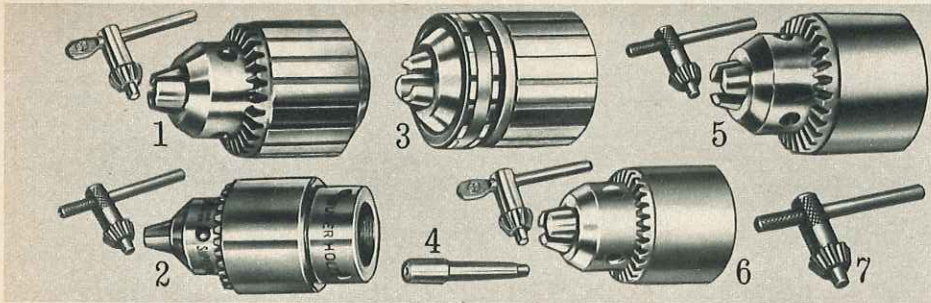
24 Woodruff Keyway Cutters. 1/2-inch shank. *Prepaid.* (Shpg. wt. ea. 9 oz.)

Catalog No.	Diameter	Thickness	Each
F9 AT 29961 . .	1/2 in.	1/8 in.	\$5.19
F9 AT 29962 . .	3/4 in.	3/16 in.	5.49
F9 AT 29963 . .	1 in.	1/4 in.	6.99
F9 AT 29964 . .	1 1/8 in.	5/16 in.	8.19
F9 AT 29965 . .	1 1/4 in.	3/8 in.	9.29

25 R.H. Spiral End Mills. For slots. Held in milling holder F9 AT 29945 or 21408 with bushings 9 AT 2985, see (17). *Prepaid.* (Shpg. wt. each 9 oz.)

Catalog No.	Diameter	Length flute	Each
F9 AT 29971 . .	1/4 in.	3/8 in.	\$3.99
F9 AT 29972 . .	5/16 in.	11/16 in.	4.29
F9 AT 29973 . .	3/8 in.	3/4 in.	4.59
F9 AT 29974 . .	7/16 in.	13/16 in.	4.79
F9 AT 29975 . .	1/2 in.	1 1/16 in.	5.29

Chucks and Arbors . . other Accessories



1 Geared Key Headstock Chucks. Key type. Key included.

Capacity 0 to 1 1/2 inch. Fits 1-in. 10-thread spindle. Do not use with arbor.
9 AT 2763—Shpg. wt. 2 lbs. 2 oz. . \$19.99

Capacity 1/4 to 3/8 inch. Fits 1 1/2-inch 8-thread spindle. Do not use with arbor.
9 AT 2144—Shpg. wt. 3 lbs. 12 oz. . \$26.99

Capacity 3/8 to 1/2 inch. Fits 1 1/2-in. 8-thread spindle. Do not use with arbor.
9 AT 2121—Shpg. wt. 5 lbs. 8 oz. . . \$29.99

2 Lock-type Chuck. For drill presses with 1 1/8-in. x 20-thread collar; No. 33 Jacobs taper. Swiveling threaded lock collar locks chuck on spindle. No special collet chucks or adapters for router, dovetailing, carving bits are needed. Capacity 0-1/2 inch. Key is included with chuck.
9 AT 2962—Shpg. wt. 1 lb. 11 oz. . \$10.99

3 Center-rest Chuck. Cap. 1/4 to 3/8 inch. Supports centerless armatures. Must be used with No. 3 Jacobs taper arbors.
9 AT 2991—Shpg. wt. 3 lbs. 2 oz. . \$17.49

4 Chuck Arbors. For chuck (5) at right. No. 1 Morse and No. 33 Jacobs taper.
9 AT 2123—Shpg. wt. 5 oz. . . \$2.29
No. 2 Morse and No. 33 Jacobs taper.
9 AT 2124—Shpg. wt. 8 oz. \$1.79

Chuck Arbors. For 9 AT 2991 (3) above.
9 AT 2129 on page 38.

No. 1 Morse and No. 3 Jacobs taper.
9 AT 2154—Shpg. wt. 8 oz. \$2.29
No. 2 Morse and No. 3 Jacobs taper.
9 AT 2126—Shpg. wt. 9 oz. 1.79

5 Drill Press Chuck. Key type. to fit No. 33 Jacobs taper. Capacity 0 to 1/2 inch. Key included.
9 AT 2143—Shipping weight 1 pound 11 ounces. \$9.99

6 Key-type Chucks. 3-jaw screw-on type for Sears and other electric drills. Key included.

Catalog Number	Fit Threads	Capacity	Shipping weight	Price
9 AT 2972	3/8-in. x 24	1/4 to 1/2 in.	8 oz.	\$2.99
9 AT 2979	3/8-in. x 24	0 to 1/4 in.	9 oz.	5.99
9 AT 2975	3/8-in. x 24	1/8 to 3/8 in.	15 oz.	4.99
9 AT 2973	3/8-in. x 24	0 to 3/8 in.	1 lb.	6.99
9 AT 2980	1/2-in. x 20	3/4 to 1 1/2 in.	1 lb.	5.99
9 AT 2255	3/8-in. x 16	3/16 to 3/4 in.	3 lbs. 6 oz.	12.99

*These are commercial heavy-duty chucks.

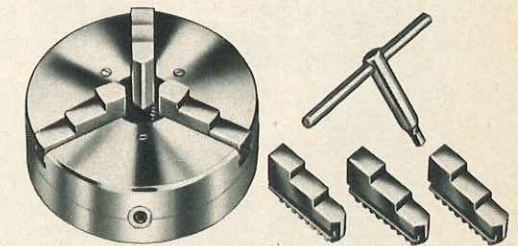
7 Chuck Keys. Fits Jacobs, Supreme or Sears chucks as indicated below.

Catalog Number	Fits Jacobs Chuck	Supreme Chuck	Sears Chuck	Shpg. wt.	Each
For Electric Drills:					
9 AT 2051	1,1A,1B,1BS	1A,1T1	9AT2972	4 oz.	49c
9 AT 2073	7,7B,7-1A	H17A,4A,4B,4C,4T1,4T2	9AT2979 9-2976	7 oz.	69c
9 AT 2058	MC1,MC2,U4G	B1A,B80A, BM1A,S80A	4 oz.	49c
9 AT 2059	MC4K61	B13A,B14T33 B14B,B16B, B16A,B16T33	9AT2973 9AT2980	4 oz.	69c
9 AT 2053	16N,18N 36B,59B	9F9T3,9D, 24T3,25T4	9AT2255	12 oz.	\$1.49
9 AT 2149	30,30B	H13A,H13C, 7A,7B,7T1,7T2	9AT2975	4 oz.	69c
9 AT 2054	32B,33B,33C	3B,5B,5D	7 oz.	79c
For Drill Press:					
9 AT 2052	3A,3B,3AE, 6,6A2A,6A33, 6B,6AE,34, 34B,14N,633C	6B,6D,6F 6T2,6T6,6T33, 6T33C,8F,8T3, 8D	9AT2143 9AT2962	10 oz.	\$1.09
9 AT 2054	11N,32,33	3A,3T2,5A, 5T33,15T33, 22T2	9-2142	7 oz.	79c

Independent 4-jaw Chucks

CRAFTSMAN. Precision-made to assure accuracy of performance. Body of chuck is semi-steel casting; has deep jaw slots for greater strength and bearing surface. All four reversible jaws work independently. Especially useful for holding irregularly shaped pieces. Large jaw screw. T-handle wrench. Will fit lathe spindles as indicated below. Made in England.

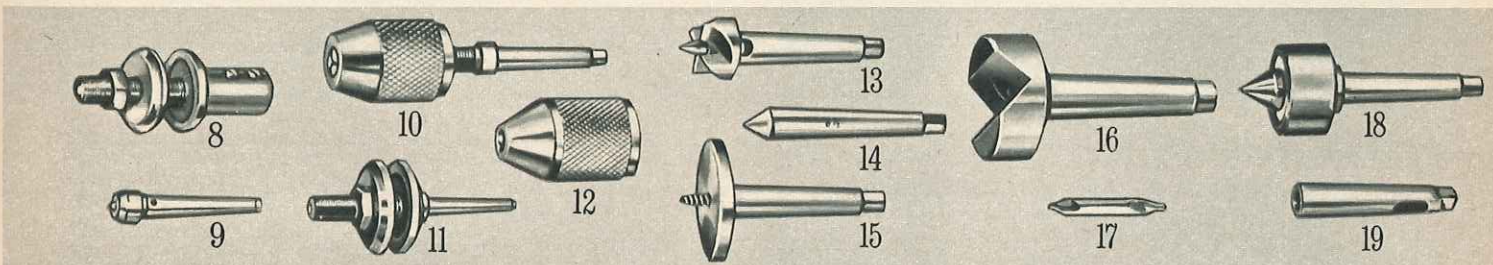
Catalog No.	Will fit spindle	Diam.	Shpg. wt.	Each
9 AT 2155	3/4 inch by 16 thread	4 in.	4 lbs.	\$29.99
9 AT 2159	1 inch by 10 thread	4 in.	3 lbs. 4 oz.	29.99
9 AT 2150	1 1/2 inch by 8 thread	6 in.	10 lbs.	46.99
9 AT 21581	1 1/2 inch by 8 thread	8 in.	14 lbs.	59.99



Universal 3-jaw Lathe Chucks

CRAFTSMAN. Fine quality. Heavy-duty self-centering type. Jaws controlled by single screw and pinion gear. Perfect for centering work. Body casting of semi-steel. Alloy metal scroll, alloy steel pinion. Alloy steel jaws heat-treated and hardened, feature raised steps. With inside and outside gripping jaws. T-handle chuck wrench. Will fit lathe spindles as indicated below. Made in England.

Catalog No.	Will fit spindle	Diam.	Shpg. wt.	Each
9 AT 21407	1 inch by 10 thread	4 in.	5 lbs. 8 oz.	\$49.99
9 AT 2165	1 1/2 inch by 8 thread	5 in.	9 lbs.	59.99
9 AT 2168	1 1/2 inch by 8 thread	6 in.	13 lbs.	74.99



8 Work Arbor. Converts motor into grinder, polisher, etc. Get more use from your motor at little extra cost. 3 3/4 in. long. 2 3/4-in. spindle has 1/2-in. x 20-thread. Carbon steel. Steel flanges.
9 AT 21643—1/2-inch bore. Shpg. wt. 14 oz. . \$1.99
9 AT 21644—3/8-inch bore. Shpg. wt. 14 oz. . 1.99

9 Tailstock Cup Centers. Use for wood turning.
9 AT 2100—No. 1 Morse taper. Wt. 5 oz. . \$1.79
9 AT 2101—No. 2 Morse taper. Wt. 8 oz. 1.99

10 Work Arbors with Chucks. 3-jaw screw-on type. 1/2-in. capacity; 1/2-inch x 20-thread. Morse taper on arbor's shank end.
9 AT 2234—No. 1 Morse taper. Wt. 1 lb. 7 oz. . \$3.58
9 AT 2247—No. 2 Morse taper. Wt. 1 lb. 9 oz. . 3.78

11 Work Arbors. Two steel flanges. Nut on head end for clamping wheels. 1/2-inch x 20-thread.
9 AT 2153—No. 1 Morse taper. Wt. 11 oz. . . \$1.79
9 AT 2152—No. 2 Morse taper. Wt. 15 oz. 1.99

12 CRAFTSMAN Keyless Chucks. 3-jaw screw-on type with knurled surface for firmer grip. Fit 1/2-inch x 20-thread spindle.
9 AT 2248—1/4-in. capacity. Shpg. wt. 7 oz. . \$1.39
9 AT 2243—3/8-in. capacity. Shpg. wt. 9 oz. . 1.59
9 AT 2256—1/2-in. capacity. Shpg. wt. 14 oz. . 1.79

13 Spur Centers. Use for wood turning.
9 AT 2106—No. 1 Morse taper. Wt. 5 oz. . \$1.69
9 AT 2107—No. 2 Morse taper. Shpg. wt. 8 oz. 1.89

14 60-degree Centers. Use for metal turning.
9 AT 2110—No. 1 Morse taper. Wt. 5 oz. . \$1.49
9 AT 2111—No. 2 Morse taper. Shpg. wt. 8 oz. 1.59

15 Screw Centers. Use for woodworking.
9 AT 2116—No. 1 Morse taper. Wt. 8 oz. . 2.29
9 AT 2115—No. 2 Morse taper. Wt. 13 oz. 2.49

16 Crotch Center. For cross drilling round work. V-slot. Steel shank. No. 2 Morse taper.
9 AT 2114—Shipping weight 1 lb. 2 oz. . . . \$2.49

17 High-speed Center Drill. Shpg. wt. ea. 2 oz.
9 AT 20601—7/64-in. drill; 1/4-in. body. . \$1.29
9 AT 20602—1/8-in. size; 5/16-in. body. . . . 1.29

18 Precision Ball-bearing 60° Center. For hardwood, metal. Recommended for high speeds.
9 AT 2112—No. 1 Morse taper. Wt. 10 oz. . \$4.49
9 AT 2113—No. 2 Morse taper. Wt. 12 oz. . 4.79

19 Adapter Sleeve. To reduce from No. 2 Morse taper to No. 1 Morse taper.
9 AT 2161—Shipping weight 6 ounces. . . . \$3.49

You can equip your entire workshop with power tools and accessories from this book

No Money Down on anything Sears sells

SEE PAGE 97

Only at Sears..an Arc Welder with COLOR-MATIC CONTINUOUS CONTROL

Now..one operation determines and sets the exact heat needed for the job. Just turn lever to position on dial that matches color code and size of electrode being used.. and you're ready to weld



CRAFTSMAN
REG. U. S. PAT. OFF.

AC Arc Welders

30 to 180 amperes **\$125⁹⁵** cash **\$6.50** monthly | 40 to 230 amperes **\$139⁹⁵** cash **\$7** monthly

Run on a 100% duty cycle in a greater number of heats than ever before thanks to *inorganic insulation on all aluminum windings*. This means you get much stronger heat resistance with less chance of overload at all heats

Perfect for repairing farm machinery, auto body shop work, bending metal, other maintenance jobs. That's because you can select any heat within welder's range. And the continuous control lever takes out all the guesswork by selecting the right heat quickly and accurately. Positive cam locks lever in place to prevent variation in heat from transformer vibrations. Color-coded electrode book explains how to match dial and electrodes for specialized applications.. also serves as a welder instruction manual. Book is kept in a special rack on the welder so it's always within easy reach for quick reference.

Efficient fan cools coils; blows away dirt and dust. Skids can be mounted on wheel set 9 AT 20481 listed below. With 18-ft. electrode, 12-ft. ground cables, assorted electrodes, electrode holder, ground clamp, helmet. Guarantee below.

180-amp. Runs on REA and other rural power lines. Includes power supply cord. 99 AT 20242N—Shipping weight 130 pounds. **\$6.50 monthly**..... Cash \$125.95

230-amp. Ideal for industrial work. Receptacle and plug are not included. 99 AT 20124N—Shipping weight 130 pounds. **\$7 monthly**..... Cash \$139.95

Kit of two 3-inch Rubber Wheels and Axle. For use with welders listed above. Also for use with welder 99 AT 20155N listed on the facing page. 9 AT 20481—Shipping weight 1 pound 14 ounces..... Kit \$4.59

GUARANTEE: We will repair without charge any CRAFTSMAN Arc Welder on these two pages that proves defective in materials or workmanship, if welder is returned within one year from the date of purchase. This guarantee does not apply to welders that have been used in rental service.

Before ordering welder, please read these specifications carefully. Check voltage, cycle, phase and capacity of your line with electric utility company or local REA office.

Catalog No.	Prim. Volts	AC (single phase) cy.	Amperes max. input	Prim. max. amps. short circuit	Number of heats	Rod sizes	Max. KVA	Max. KW	Fuses	Max. open circ. secondary	Duty cycle	Power factor
99 AT 20242N..	230	..60..	..37..	..62..	Infinite ..	1/16 to 3/16 in.	8.5	7.0	40 amps.	..80 volts..	**	.72
99 AT 20124N..	230	..60..	..50..	..81..	Infinite ..	1/16 to 3/16 in.	12.7	9.3	60 amps.	..80 volts..	**	.75
99 AT 20155N..	230	..60..	..75..	..120..	24 (50-295)	3/32 to 1/4 in.	17.3	12.8	75 amps.	..80 volts..	20%*	.75
99 AT 20277N..	230	..60..	..55..	..77..	16 (40-230)	3/32 to 3/16 in.	12.7	6.8	55 amps.	..77 volts..	20%	.73

*20% at 200 amps, 30% at 160 amps, 40% at 110 amps. **From 20% to 100% depending on heat required.

Twin-Carbon Torch and other Accessories for arc welders

1 Industrial CRAFTSMAN Twin-Carbon Torch. Safety shield acts as guide for accuracy. Brazes, solders, heats. Connect to any AC arc welder. Fiberglass handle, sliding control. 2 cored carbons. 5-foot cables. 1 1/2 inches long. 9 AT 20073—Shipping weight 4 pounds 2 ounces.....\$14.49

Cored carbons for above torch.

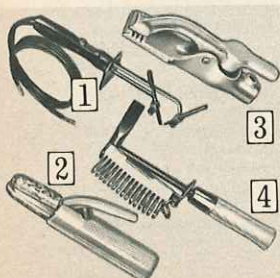
Catalog No.	Size in.	Shpg. wt.	Pkg. of	Per pkg.
9 AT 2020.....	1/4x6	7 oz.	10	\$2.09
9 AT 20221.....	3/8x6	11 oz.	10	2.49


2 Electrode Rod Holder. Copper alloy. 200-ampere capacity. Asbestos jaw covers. For electrodes up to 3/4-inch. Spring adjusted. 9 AT 2071—Shipping weight 1 pound.....\$5.89

3 Ground Clamp. Made of copper alloy. Use with current up to 200 amperes. 9 AT 2076—Shipping weight 14 ounces.....\$2.89

4 Combination Wire Brush and Chipper. Forged steel head. Quick-change holder. 9 AT 2074—Shipping weight 1 pound 4 ounces.....\$3.89
9 AT 2081—Extra Brush for (4). Shipping weight 6 oz.....79c

Cable Extensions (not illustrated). Insulated, rubber covered. No. 2 gauge copper wire. Can be used for either electrode or ground extensions. Fit all arc welders listed on these two pages except F9AT 20996N and F9AT 20997N. 25-foot coil with connecting hardware included. 9 AT 20695—Shipping weight 8 pounds.....Coil \$19.49





Only at Sears . .
A CRAFTSMAN
230-amp AC Arc
Welder with
a built-in
Spot Welder
\$19995
cash
\$9.50 monthly




CRAFTSMAN
COMMERCIAL
Our best
AC Arc Welder
24 heats . . 50 thru
295 amps . . our
widest selection in
a regular AC welder
\$19995
cash
\$9.50 monthly



Ideal for jobs in small shops, auto repair shops, on farms . . even for metal sculpturing. Spot welds sheet metals and galvanized steel. Arc welds steel up to 3/16 inch with 16 heats from 40 to 230 amps. Slide switch heat selector locks in place. Built-in reactance increases open circuit voltage for easier arc maintenance. Big 4-blade fan cools transformer coils . . helps keep out dust and dirt. Fan motor has extra-large oil reservoir for permanent lubrication. Panel recessed to protect controls. Operates on 25-arc volts.

Cabinet 14 1/2 in. wide; 25 1/4 in. deep; 30 7/8 in. high over-all. With 18-ft. electrode, 12-ft. ground cables, assorted electrodes, holder, ground clamp, helmet and manual. See arc welder guarantee on facing page.
 99 AT 2077N—Shipping weight 120 pounds. Cash \$199.95

Larger heat selection lets you cut metal, braze, solder; weld bronze and cast iron. Built-in reactance increases open-circuit voltage at all heats for easier arc maintenance. Cooling fan keeps dust out of transformer coils . . keeps welder at high operating efficiency. Fan motor has extra-deep oil-reservoir for permanent lubrication. Recessed panel protects controls. Skids mount on wheel set 9 AT 20481 listed on the facing page. Cabinet measures 23 1/2 inches high; 14 1/2 inches wide; 26 1/8 inches deep. Operates on 30-arc volts. NEMA rated. Includes 18-foot electrode, 12-foot ground cables, assorted electrodes, holder, ground clamp, helmet and instruction manual. See complete details of Craftsman arc welder guarantee on the facing page.
 99 AT 20155N—Shipping weight 169 pounds. Cash \$199.95



High-frequency
Welder Accessory

\$5999
cash
\$5 monthly

Operates continuously to make starting and maintaining AC arc easier in the stick electrode process . . also in the T.I.G. process when used with unit at right. Adds versatility to any AC welder up to 295 amperes, 30% duty cycle. Makes it possible for even a beginner to use hard-to-start electrodes such as low hydrogen and stainless steel. And you can weld aluminum, stainless steel, copper and many dissimilar metals more easily in the T.I.G. process with unit at right.

Measures just 13 1/4 in. long, 8 1/2 in. high, 9 1/8 in. wide for storage ease. Lightweight, too, for portability. Built-in filtering system screens out most radio interference. Convenient on-off switch. Easily accessible contact points. Simple connection . . just plug into a 230-watt outlet or wire into a welder input circuit.
 99 AT 20999C—Wt. 17 lbs. . \$59.99



T.I.G. Torch Set for
use with unit at left

\$5995
cash
\$6 monthly

Converts AC arc welder to the versatile T.I.G. (tungsten-inert-gas) process when used with unit listed at left. Excellent for sheet metal, body and general shop work since it can be used on light gauge metals as well as a wide variety of hard-to-weld metals up to 1/4-inch including stainless steel.

Has a high 200-amp rating thanks to 1/4-in. tungsten collet and short distance between electrode holder and tungsten. Instant, concentrated heat eliminates damaging preheating of metals. Shut-off valve, regulator, hose. Use with 99AT20999C at left. *Get argon gas for tungsten-inert-gas-welding at your gas supplier (gas not included).*
 Shpg. wt. 4 lbs. 12 oz.
 9 AT 2011 \$59.95



DC Welder with
gasoline engine


Ideal for
 contractors . .
 mounted on
 steel skids

Push-button battery start
 without accessories

\$82595
cash
\$41 monthly

Manual start
 without accessories

\$75995
cash
\$37.50 monthly



Handy on-off switch, voltage regulator. Ranges between 50 and 200 amps (10 heats). Dial any heat you want between tap settings. Takes up to 3/16 in. rods. 14.2-HP Onam engine; 2 cylinders, 4-cycle, air-cooled. 7.3-gallon tank. Auxiliary AC output 3.5 KW (3500 watts), 110-120-v. AC. Power lights, electric tools. 28-arc volts. 50% duty cycle. 36 in. wide, 29 in. deep, 27 1/4 in. high. Manual. See accessory kit (1) listed below. See guarantee on facing page. Sent freight (rail or truck) or express from factory in Minneapolis, Minn. Please allow extra time. No C.O.D. orders.

Push-button battery start model.
 Ignition system. 12-volt battery and mounting tray are included.
 F9AT20997N—Wt. 430 lbs. \$825.95

Manual starting model.
 F9 AT 20996N—Wt. 420 lbs. 759.95

Accessory Kit. With two 20-ft. conductor cables, ground clamp, electrode holder and helmet. From Minneapolis factory . . allow extra time. Allow postage from catalog order plant. Wt. 13 lbs.
 F9 AT 20998 Kit \$49.99

Welder's Jacket and Gloves

2 Jacket. Made of sturdy 10-oz. black cotton twill . . flame-resistant finish. Ties in back. Snap cuffs for snug fit.
 9AT13231—Small (30-36) 9AT13232—Medium (37-40)
 9AT13233—Large (41-44) 9AT13234—Extra-large (45-50)
 Shipping weight 1 pound 7 ounces. Each \$4.59

3 Gloves. Five-finger style for sure grip. Made of long-wearing, side-split cowhide leather. Fleece lined for added comfort (90% rayon, 10% nylon). Large only (10-10 1/2).
 33 AT 6020—Shipping weight 14 ounces. Pair \$4.49


"Arc-Weld-It-Yourself" Manual (not shown). Describes and illustrates all types of AC electric arc welding. 36 pages.
 9 AT 20256—Shipping weight 5 ounces. 79c



Helmets and Accessories for weldors

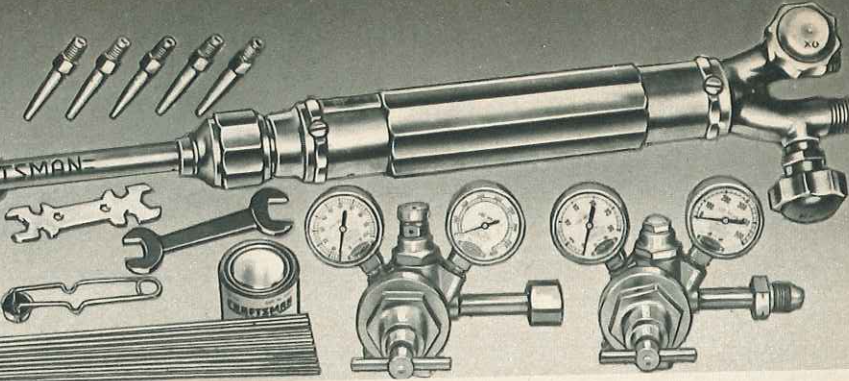
4 Industrial Fiber Glass Helmet. Rugged fiber glass shell construction for maximum protection. Ratchet type head adjustment gives you a sure, snug fit for added safety.
 Includes slide-in, lift front filter plate holder. Order filter plate lens and cover glass lens separately from the listing below.
 9 AT 1321—Helmet only. Wt. 2 lbs. 9 oz. Each \$11.99
 9 AT 1327—No. 10 Filter Lens. Wt. 4 oz. Each 99c
 9 AT 1328—No. 12 Filter Lens. Wt. 4 oz. Each 99c
 9 AT 1329—Clear Cover Lens. Wt. 3 oz. . . . 3 for 30c

5 Economy Fiber Glass Helmet. Includes cover glass lens, lens holder and No. 10 filter lens.
 9 AT 1320—Shipping weight 2 pounds 1 ounce. \$3.99





THE OXY-ACETYLENE WELDER'S HANDBOOK
SIXTH EDITION



CRAFTSMAN®
COMMERCIAL

Professional Quality Welding Outfits

2-stage outfit **\$128.95** cash **\$10.50** monthly
1-stage outfit **\$107.95** cash **\$10.00** monthly

- All parts expertly hand-fitted to make leak-free connections
- Special relief devices on gas regulators prevent high-pressure damage
- Balanced-pressure non-flash mixer is outside torch handle for safety
- All metal parts of solid brass, bronze or other non-ferrous alloys
- Every torch and tip is flame-tested . . . every pressure regulator is lab-tested

Weld steel plate up to 5/8-in. thick. Cut metal up to 6-in. thick with 9AT5477 on facing page. Use oxygen-acetylene for ferrous and non-ferrous metals; oxygen LP-gas* for non-ferrous metals.

Double "O" ring makes leak-free connections to torch. Forged brass-bodied regulators with two 2 1/4-inch diameter pressure gauges in brass cases (oxygen 0 to 100 and 0 to 4000 pounds; acetylene 0 to 30 and 0 to 500 pounds). Torch is 17 1/2 inches long. Forged Naval-bronze gooseneck . . . won't bend. Torch and regulators are UL listed. Torch is approved by Associated Factory Mutual Fire Insurance Companies; also N.Y.F.D. Certificate of Approval No. 906. Incl. welding torch; 2 regulators; 5 welding tips (AA-1 thru AA-5) of 1-pc., swaged, solid-drawn copper; 25 ft. of 3/4-in. heavy-duty Siam-eez hose (see 9AT5427 below, right). Assd. welding rods; 1-lb. universal flux; 50-mm. goggles; spark lighter; 2 wrenches; 278-p. book. Use cutting tips (at right) for acetylene or LP-gas*. Cutting attachment, tips not incl. CRAFTSMAN Commercial story on page 8.

Welding Outfit with 2-stage regulators. Adjust once to keep pressure constant at torch—even while gas supply diminishes. Sensitive action of first and second stages maintains stable pressure. Eliminates frequent adjustment when using. Shpg. wt. 28 lbs.
99 AT 5422C—\$10.50 monthly. Cash \$128.95

CRAFTSMAN 2-stage Regulators for conversion.* Convert 1 to 2-stage outfit. Wt. 5 lbs. 8 oz.
2-stage Acetylene 9 AT 5438. \$38.99
2-stage Oxygen 9 AT 5437. \$38.99

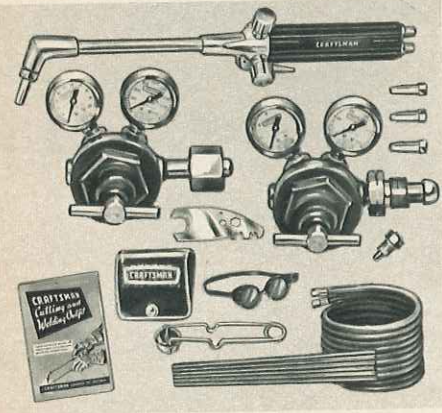
Welding Outfit with single-stage regulators** (not shown). Shipping weight 26 pounds.
99 AT 5476C—\$10 monthly. . . . Cash \$107.95

One pound Flux. For all metals.
9 AT 5410—Wt. 1 lb. 8 oz. \$1.19

Tank Adapter for AIRCO (CGA301) acetylene cylinder. With right-hand, male threads.
9 AT 5413—Wt. 12 oz. . . \$2.79

Tank Adapter for small Prest-O-Lite (B) cylinders. With right-hand, male threads.
9 AT 5414—Wt. 12 oz. . . \$2.79

The Oxy-Acetylene Welder's Handbook. How to weld, cut and braze. Illustrated, 278 pages.
9 AT 5411—Wt. 10 oz. . . \$3.89



1-stage Welding-Cutting Outfit **\$92.99** cash **\$9** monthly

Extra tips (below) cut up to 2 inches; weld with rods up to 3/4 inch in diameter. No soldered or brazed joints between handle and head. Interchangeable solid copper tips. Trigger-type cutting lever.

With torch, 2 regulators, 3 welding tips (W1 to W3), 1 cutting tip (K2), tip box, 12 1/2 feet of 3/16-inch Siam-eez hose, 50mm. goggles, assorted welding rods, lighter, wrench and instructions.


Note: this outfit is not designed for use with LP-gas*.
99 AT 5515C—Shpg. wt. 15 lbs. . . . \$92.99

Welding, Cutting Tips. Oxy-acetylene only.

Welding Tips. Shipping weight 10 ounces.
9 AT 55111—Size W1; welds to 3/64 in. \$1.69
9 AT 55112—Size W2; welds to 3/32 in. 1.69
9 AT 55113—Size W3; welds to 1/8 in. 1.69
9 AT 55114—Size W4; welds up to 1/4 in. 1.69

Cutting Tips. 4 pre-heat flames. Wt. 7 oz.
9 AT 55121—Size K1; cuts to 3/8 in. \$4.99
9 AT 55122—Size K2; cuts 3/8 to 1 in. 4.99
9 AT 55123—Size K3; cuts 1 to 2 in. 4.99

CRAFTSMAN 3/8-in. Siam-eez Welding Hose. 12 1/2-ft. length. For 99AT5515C only.
9 AT 5517—Wt. 2 lbs. 12 oz. . . . Each \$6.29



CRAFTSMAN professional-quality Welding, Cutting Accessories

1 Single-stage Oxygen Regulator. 0 to 100, 0 to 4000-lb. gauges; brass cases. Safety release.
9 AT 5430—(UL listed.) Wt. 4 lbs. 12 oz. \$27.99

Single-stage High-pressure Oxygen Regulator. 0 to 300, 0 to 4000-lb. gauges. Delivery pressure adjustable 0 to 150 lbs. Must be used when cutting steel over 3 in. and up to 6 in. thick. UL listed.
9 AT 5448—Shipping weight 6 lbs. 2 oz. . . \$27.49

Single-stage Acetylene Regulator. 0 to 30 and 0 to 500-lb. gauges; brass cases. UL listed.
9 AT 5431—Shipping wt. 4 lbs. 12 oz. . . \$27.99

Heavy-duty Oxygen Cutting Regulator. Use with 99 AT 5442C, 9 AT 5449 torches on facing page. Reduces extremely high gas pressure. 0 to 300, 0 to 4000-lb. gauges; brass cases. UL listed.
9 AT 5455—Shipping wt. 8 lbs. 2 oz. . . \$39.99

Heavy Duty Acetylene, LP Gas* Regulator. Use with 99 AT 5442C, 9 AT 5449 cutting torches on facing page. Reduces extremely high gas pressure. 0 to 30, 0 to 500-lb. gauges; brass cases. UL listed.
9 AT 5456—Shipping weight 8 lbs. 2 oz. . . \$39.99

2 Welding Torch. Same as in outfits 99 AT 5476C, 99 AT 5422C. 17 1/2 in. long. Forged Naval brass 6-in. gooseneck—won't bend. For welding up to 1-in. thick steel, use oxy-acetylene only. Use with acetylene or LP-gas* for brazing, soldering, heating, bending . . . welding non-ferrous alloys. Cuts steel with 9 AT 5477 on facing page.
9 AT 5474—(UL listed.) Wt. 3 lbs. 2 oz. . . \$19.99

3 12-inch Mixing Chamber. Forged Naval bronze. Gooseneck type. Extends capacity of 99 AT 5422C, 99 AT 5476C or 9 AT 5474 when using welding tip 9 AT 54417 or 9 AT 54418.
9 AT 5488—Shpg. wt. 1 lb. 10 oz. . . \$11.99

4 Siam-eez Welding Hose: 3/4-in. inside diam. Heavy-duty oxygen hose and acetylene hose vulcanized together to form 1 unit. Tightly braided rayon cord reinforcement increases safety. Cover resists flame, heat, oil, grease, abrasion, weather. Brass couplings. Use also with LP-gas* 25 ft. long.
9 AT 5427—Shipping weight 6 lbs. 7 oz. . . \$11.99

5 Tip Cleaners. In case. Shipping weight 3 oz.
9 AT 5425—For welding tips. Set of 9. Set \$2.39
9 AT 5445—For cutting tips. Set of 10. Set \$2.49

*LP-GAS refers to bottled propane, butane or mixtures of the two gases.

6 Welding Tips. Heavy one-piece swaged solid drawn copper. Polished bore. For welding steel, use oxy-acetylene only. For brazing, soldering, heating, bending, welding non-ferrous alloys . . . use oxy-acetylene or LP-gas.*
Shipping weight each 6 ounces. . . . Each \$2.99

Catalog No.	Size	Cap., in.	Catalog No.	Size	Cap., in.
9 AT 54410	AA-0	Soldering	9 AT 54415	AA-5	3/8 to 3/16
9 AT 54411	AA-1	3/64 to 1/16	9 AT 54416	AA-6	1/2 to 3/4
9 AT 54412	AA-2	3/64 to 1/8	9 AT 54417	AA-7	3/8 to 1
9 AT 54413	AA-3	1/8 to 3/16	9 AT 54418	AA-8	1 and up
9 AT 54414	AA-4	3/16 to 3/8			

†Use only with 9 AT 5488 mixing chamber at left.

7 Cutting Tips. For oxy-acetylene only. Use with CRAFTSMAN cutting attachment 9 AT 5477, former 9-5444. One-piece swaged solid drawn copper. Has 4 pre-heat flames. Shipping weight each 6 ounces. . . . Each \$4.59

Catalog No.	Size	Cuts Steel	Catalog No.	Size	Cuts Steel
9 AT 54471	B1	up to 1/8 in.	9 AT 54474	B4	1 1/2 to 3 in.
9 AT 54472	B2	1/8 to 1/2 in.	9 AT 54475	B5	3 to 6 in.
9 AT 54473	B3	1/2 to 1 1/2 in.			

Oxy-Acetylene Cutting Tips. As above, but with six pre-heat flames for better pre-heat distribution.
Shipping weight each 6 ounces. . . . Each \$5.49


8 Cutting Tips for Oxy-LP-gas* only. 2-pc., easily cleaned. For cutting attachment 9 AT 5477 only (opposite page). Shipping weight each 7 ounces. . . . Each \$5.49

Catalog No.	Size	Cuts Steel	Catalog No.	Size	Cuts Steel
9 AT 54781	BL-1	up to 1/8 in.	9 AT 54784	BL-4	1 1/2 to 3 in.
9 AT 54782	BL-2	1/8 to 1/2 in.	9 AT 54785	BL-5	3 to 6 in.
9 AT 54783	BL-3	1/2 to 1 1/2 in.			

Oxy-acetylene Cutting Tips for 9 AT 5449 cutting torch (on facing page). One-piece construction. Shipping weight each 5 ounces. . . . Each \$5.19

Oxy-LP-gas* Cutting Tips for 9 AT 5449 cutting torch (on facing page). Two-piece. Permit pre-heat adjustment. Shipping weight each 5 ounces. . . . Each \$6.89

Catalog No.	Size	Cuts Steel	Catalog No.	Size	Cuts Steel
9 AT 54521	CL-1	1/4 to 3/8 in.	9 AT 54524	CL-4	1 1/2 to 3 in.
9 AT 54522	CL-2	3/8 to 3/4 in.	9 AT 54525	CL-5	3 to 5 in.
9 AT 54523	CL-3	3/4 to 1 1/2 in.	9 AT 54526	CL-6	5 to 7 in.



Heavy-duty Cutting Outfit

Cuts steel 12 in. thick with available tips

\$159⁹⁵ cash \$12 monthly

- All fittings forged of brass . . . no castings
- All valves located outside of handle for safety

Stands up to constant use in heavy industry. Torch 20 1/4 inches long . . . has three stainless steel gas tubes and lever.

Cuts 3/4 to 5-in. steel with tips included (other C and CL tips on facing page; order larger tips from parts list with outfit). Forged brass, high-capacity regulators. Gauges 2 1/2 inches in diameter . . . each mounted in brass case. Oxygen 0 to 300 and 0 to 4000 lbs.; acetylene 0 to 30 and 0 to 500 lbs.

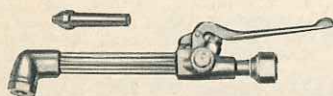
Torch approved by Associated Factory Mutual Fire Insurance Companies.

With torch; 2 regulators; 25-foot Siam-eez hose (1/2 inch in diameter); 50-mm goggles; 2 wrenches; 3 cutting tips (C3, C4, C5) for cutting steel 3/4 to 5 inches thick; sparklighter. Instructions included. *Read all the details about Craftsman Commercial Quality on page 8.*

Shipping weight 29 pounds.
99 AT 5442C Outfit \$159.95

Torch only.
9 AT 5449—Wt. 4 lbs. 7 oz. 45.99

In all Welding Outfits on these two pages, torches and regulators are UL listed.




Cutting Attachment

CRAFTSMAN. Cuts steel to 6 in. thick with acetylene or LP-gas* and proper tips. Use with 99AT5422C, 99AT5476C or 9AT5474 (facing page). 3-tube construction. Leak-free connection. B-3 (acetylene) tip. (LP-gas tips on facing page.) UL listed.

9 AT 5477—Shipping wt. 3 lbs. . . \$22.49

*The term LP-gas refers to bottled propane, butane or mixtures of these 2 gases.



Heating-Brazing Set

Ideal for metal sculpturing. Use with "B"-type Prest-O-Lite acetylene cylinder (not included). Requires pressure up to 4 pounds for largest tip. Needs no oxygen or compressed air.


With handle, 3 heating tips, soldering copper, paint-burning tip, tank connection, tip cleaner, 5-foot hose and instr.
9 AT 5446—Wt. 1 lb. 14 oz. Set \$13.99

Carrying Case for welding outfit

\$19⁹⁹

Sturdy steel case carries welding supplies and accessories . . . right to the job. Fitted with holders to fasten each piece securely in place, keep each tool where it belongs. Case measures a roomy 9 5/8 x 9 5/8 x 24 3/8 inches long. *No tools included.*

Shipping weight 19 pounds.
99 AT 5423C \$19.99




CRAFTSMAN Aluminum Brazing and Soldering Kit. Use in home or shop. Joins aluminum to aluminum and to other metals. Heat with gas welder or propane torch. Includes No. 718 aluminum brazing wire, No. 804 aluminum soldering wire (melting point 400° F). Aluminum soldering and brazing fluxes. Instructions included with kit.
9 AT 2039—Shipping weight 8 ounces Kit \$2.59

CRAFTSMAN Welding Rods

REG. U.S. PAT. OFF.

1 CRAFTSMAN Mild-steel Contact Rod with self-starting tip. For use on thin metals requiring low amperage. Proper burning speed and arc distance automatically maintained by wire coating. Current ignites rod's conductive match head. Restart at any point. Meets A.W.S. Specs. 6024. 5-lb. packages only. Shipping weight 5 lbs. 10 oz.



Wide selection for special needs

Diam., length	Catalog No.	Pkg.
1/16x9 in.	9 AT 20641	\$5.59
3/16x9 in.	9 AT 20640	4.59
1/2x9 in.	9 AT 20646	4.19

As above without starting tip. Meet A.W.S. Specs. 6024, 7024. AC-DC (either polarity).

Diam., length	Catalog No.	Pkg. of	Shpg. wt.	Pkg.
3/8x14 in.	9 AT 20295	5 lbs.	5 lbs. 9 oz.	\$3.39
1/2x14 in.	9 AT 20296	10 lbs.	11 lbs.	4.59

Mild-steel Welding Rods. Meet A.W.S. Specs 6013. Uses AC or DC. For deep groove, fillet. 14 inches long. 10 pound package.
9 AT 20101—Shipping weight 11 lbs. Package \$4.39

Professional Assortment. 11 types. 25-lb. pkg.
99 AT 2047C—Shipping weight 27 lbs. Package \$12.49

Special Farm-pack Assortment. 25-pound pkg.
99 AT 20472C—Shipping wt. 27 lbs. Package \$12.49

Mild Steel Rods. For AC-DC (reverse polarity). Class E-6011.

Cat. No.	Diam., length	Pkg. wt.	Shpg. wt.	Pkg.
9 AT 20010	3/4x12 in.	5 lbs.	5 lbs. 9 oz.	\$3.59
9 AT 20017	3/8x12 in.	5 lbs.	5 lbs. 9 oz.	3.59
9 AT 20031	1/2x14 in.	10 lbs.	11 pounds	4.89
9 AT 20036	3/8x14 in.	10 lbs.	11 pounds	4.89

Cast-iron Rods. Nickel wire electrode. Machineable. AC-DC (either polarity).

9 AT 20272 | 1/2x13 1/2 in. | 1 lb. | 1 lb. 5 oz. | \$3.39

Hard-surfacing Rods. AC-DC (either polarity). Class: Medium chrome carbon.

9 AT 20040 | 3/8x12 in. | 5 lbs. | 5 lbs. 9 oz. | \$4.19
9 AT 20046 | 3/8x14 in. | 5 lbs. | 5 lbs. 9 oz. | 3.69

CRAFTSMAN Cutting Rods. Cuts through all metals. Use with 90-amp. or larger welders. 1-pound package only.

9 AT 2028—3/32x12 in. Shpg. wt. 1 lb. 3 oz. Pkg. 99c
9 AT 20282—1/8x14 in. Shpg. wt. 1 lb. 3 oz. Pkg. 89c

2 Gas Rod Assortment. Over 4 pounds (approx. 106 rods) with two 4-ounce cans of flux. For welding and brazing almost all metals. Includes approximately the following amounts of rods: four 3/32-inch aluminum; six 1/16-inch die-cast zinc; 72 copper-coated steel (1/16, 3/32, 1/8, 3/16 inch); four 1/8-inch cast iron; sixteen 3/32, 1/8-inch bronze; four 3/32-inch flux-coated bronze. All rods measure 18 inches long. Shipping weight 5 pounds 11 ounces.

9 AT 2006 Package \$5.99

"Hot Rodder" Gas Welding Rod Assortment. For auto repair, hobbyists, small repair shops. Includes 1 pound each of 1/16, 3/32-inch copper coated rods; 1 pound each of 3/32, 1/8-inch Hi-Test frame rods. Also 3/32-inch flux-coated and nickel-silver brazing rods and 1/8-inch die-cast Aladdin rods. 24 in. long (18-in. Aladdin).

Shipping weight 5 pounds 18 ounces.
9 AT 20492 Package \$4.49

3 Copper-coated Gas Welding Rods. Designed specially for mild steel. Shipping weight package 6 pounds.

99 AT 20401C—1/16x36 inches (about 160) Pkg. \$2.19
99 AT 20403C—3/32x36 inches (about 70) Pkg. 2.19

Gas Brazing Rods. For steel, cast iron and copper alloys. Shipping weight package 2 pounds.
99 AT 20451C—3/32x36 inches (Pkg. of 13) Pkg. \$2.29
99 AT 20453C—1/8x36 inches (Pkg. of 6) Pkg. 1.99

Flux-coated Gas Brazing rods. 1-lb. package. Shipping weight package 1 pound 4 ounces.

9 AT 20464—3/32x18 inches (about 25) Pkg. \$2.49
9 AT 20466—1/8x18 inches (about 14) Pkg. 2.29



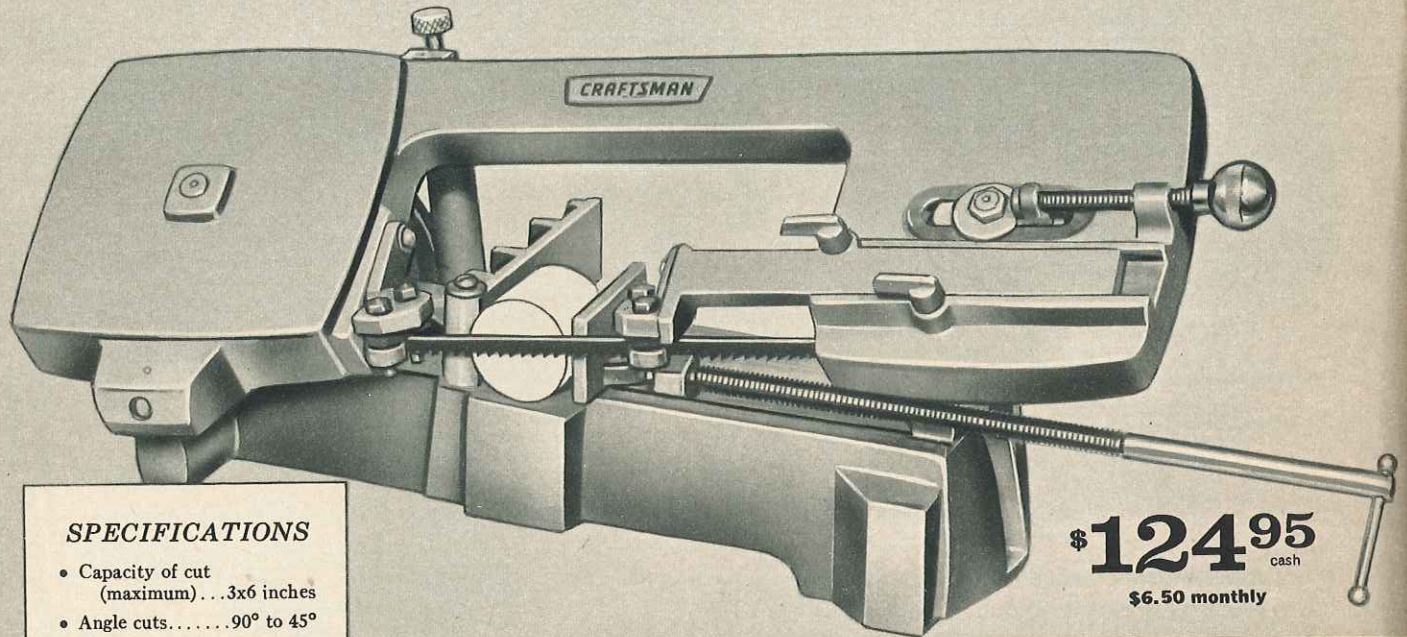
CRAFTSMAN No. 1 all-purpose Brazing Flux. Use with brazing rods on steel, malleable iron, cast iron and galvanized iron. Also for welding copper, brass, bronze and copper alloys. 4-oz. can—9 AT 2056—Shipping weight 8 ounces Can 59c

No Money Down on anything Sears sells SEE PAGE 97

CRAFTSMAN Endless-blade Hack Saw

REG. U. S. PAT. OFF.

Cuts up to 10 times faster than reciprocal-type



SPECIFICATIONS

- Capacity of cut (maximum) . . . 3x6 inches
- Angle cuts 90° to 45°
- Bearings bronze, steel
- Motor needed (minimum) 1/4 HP
- Base size . . . 6 1/4 x 22 3/8 inches
- Mounting size 5 1/2 x 19 3/8 inches
- Blade 1/2 in. wide, .020 in. thick, 60 in. long; 14 teeth per inch

\$124⁹⁵ cash
\$6.50 monthly


Cuts a 2-inch, cold-rolled steel bar in just 2 3/4 minutes!

You can cut through steel fast . . . zip through cast iron, brass, aluminum even faster. Handles any shape metal—rounds, flats, tubing, angles, etc. Quick-action vise jaw adjusts in seconds for angle cuts from 90° to 45°. Hydraulic control sets rate of blade feed. Saw blade adjusts through adjustable guide rollers. Blade speeds along at 135 feet per minute. Nylon pinion reduces noise. With motor pulley and machine pulley (single groove; 1/2-inch bore). V-belt included. Use at least 1/4-HP 1725-RPM motor.

Saw without motor.
99 AT 2292N—Shpg. wt. 76 lbs. \$124.95
Saw with CRAFTSMAN 1/2-HP capacitor motor. Sleeve bearings. 1725 RPM. 110-120-v. 60-c. AC. 4-ft. cord.
99 AT 22922N2—Wt. 97 lbs. \$7.50 mo. Cash \$149.95
Extra Metal-cutting Blades for above. Shpg. wt. 6 oz.
9 AT 22926—10 teeth per in. Cut over 1 in. Ea. \$3.49
9 AT 22927—14 teeth per in. Cut to 1 in. . . Ea. 3.49
9 AT 22929—24 teeth per in. Cut to 1/4 in. . . Ea. 3.49

No Money Down on anything Sears sells

SEE PAGE 97



SPECIFICATIONS

- Capacity, maximum 4x4 inches
- Angle cuts 90° to 45°
- Bearings porous bronze
- Machine pulley. Single groove 6 1/2 inches
- Motor pulley 2-inch
- Motor recommended (not included) 1/4 HP, 1725 RPM
- Base size 6x24 inches
- Mounting size 5 1/2 x 19 3/8 inches
- Stroke 5 inches; 60 strokes per min. at 400 RPM

CRAFTSMAN
REG. U. S. PAT. OFF.

Reciprocal-type Hack Saw

Semi-automatic for "hands-off" working

\$94⁹⁹ cash \$5 monthly

Just set it and leave it


You can do other work while it cuts by itself . . . accurately and automatically. Special automatic mechanism lifts blade on backward stroke . . . helps prolong life of blade.

Cuts any shape of iron, brass, aluminum, etc. Has big 4x4-inch maximum capacity to handle large work pieces. Heavy cast-iron vise locks quickly and easily . . . anchors stock solidly in place. Adjusts for angle cuts from 90° to 45°.

Cast semi-steel slide and arm with adjustable cone-type arm pivot. Takes any standard 12-inch power hack saw blade (1 included). Arm length extended is 29 inches; not extended, 26 inches. Has 5-inch stroke; operates at 60 strokes per minute at 400 RPM. With 6 1/2-inch machine pulley, single groove, 2-inch motor pulley and 1/2-inch wide x 42-inch long V-belt. Motor not included.
99 AT 2294L—Shipping weight 61 pounds. \$94.99

Saw with CRAFTSMAN 1/3-HP Motor. 1725 RPM split phase. Sleeve bearings. 110-120-volt, 60-cycle AC, 4-ft. cord.
99 AT 22942L2—Shpg. wt. 79 lbs. \$5.50 mo. . . . Cash \$109.95

CRAFTSMAN High-Speed Power Hack Saw Blades. For above. Special alloy steel. 1/2x12 inches long. Package of 2.
9 AT 65822—14 teeth per inch. Shpg. wt. 5 oz. Pkg. \$2.19
9 AT 65823—18 teeth per inch. Shpg. wt. 5 oz. Pkg. 2.19



\$99⁹⁹
cash
\$5 monthly

Cut, grind, polish . . . no wheel change

6-in. Outfit. Permanently-lubricated ball bearings. 9 3/4 x 10 3/4-in. table; coolant well in base. Vise holds up to 3-in. piece. Ample room beneath wheels. Top, bottom halves of housing are 1-pc. aluminum castings . . . make wheel changes easy. See-thru Lexan® window in top. 1-in. shaft. 12x26x12 in. high. 6-in. diamond blade. Two, 6x1-in. grinding wheels; one 6-in. sanding, polishing plate; four 6-in. sanding discs. 3 dop sticks; cement; disc cement. Belt pulleys and directions. Use 1/2-HP, 1725-RPM motor (not included). 99 AT 1405L—Shipping weight 51 lbs. . . \$99.99

Sears Gem-making Equipment..
made strong to give years
of precision service



\$58⁹⁹
cash
\$5 monthly

10-in. Trim Saw. Ball bearings. Belt, pulley, blade not incl. 12x18-in. table. Vision guard, self-feed weight, cable, vise. Use 1/4-HP, 1725-RPM motor (not incl.). 99 AT 1425K—Shipping weight 36 pounds. . . \$58.99

Grind and
polish stones
with these
rugged
tumblers



\$34⁹⁹
cash
\$5 monthly

Holds 5 to 6 lbs. Heavy-gauge welded steel drum; rugged, 1-pc. base of steel. Enameled finish. Extra-large nylon bearings for quiet operation, long life. Tough removable synthetic rubber liner. Neoprene gasket prevents leakage. Fan-cooled enclosed motor (110-120-v., 60-c. AC). With belt, pulleys, 6-ft. cord and instructions. 8 1/2 x 10 x 14 1/2 inches high. Shpg. wt. 22 lbs. 99 AT 1415C—\$5.00 monthly. Cash \$34.99



without stand
\$234⁹⁵
cash
\$11.50 monthly



\$44⁹⁹
cash
\$5 monthly

\$89⁹⁹
cash
\$5 monthly

10-inch Outfit . . . our finest. Multi-speed . . . saw and water-cooled grinding units use separate motors. Permanently-lubricated ball bearings. Table, top and bottom halves of housing are 1-piece cast aluminum . . . make wheel changes easy. 10-inch diamond blade, two 8x1 1/2-inch grinding wheels. 8x1-inch hard-felt wheel. 8x3-inch cushioned drum sander, 8-inch lap and sanding disc. Pulleys, belt and supplies kit included (Motor not included. Use 1/2-HP, 1725-RPM.) Stand 20x48x31 inches high. Above item without stand. Shpg. wt. 170 lbs. Sent from factory near New York City . . . allow extra time. F9 AT 14216N. \$234.95 Above item with steel stand. Shipping weight 204 pounds. 99 AT 1422N3. \$249.95

Low-priced Lapidary Outfits

Both outfits have these features: You can saw, grind, shape and polish by changing wheels. Cast aluminum alloy housing. Anti-splash rim. Self-lubricating bronze bearings. Movable lubrication cup.

Both include these wheels: super-charged diamond, silicon-carbide, grinding, cast-iron lap, wood lap, felt polishing and silicon-carbide scratch wheel. Also 4 oz. each No. 100 and No. 220 grinding compounds; 3 oz. polishing compound; 3 brushes; 6 dop sticks, cement; soluble oil, assorted semi-precious stones. Use 1/4-HP, 1725-RPM motor, 2-in. motor pulley, 23-48-in. V-belt (these three not incl.).

1 6-inch Outfit. All wheels 6 inches in diameter. Shipping weight 18 pounds. 99 AT 1400C. \$42.99

2 10-inch Outfit. Cutting and lap wheels 10-inch; others 8-inch. Weights control feeding. 99 AT 1401L—Wt. 41 lbs. . . \$79.99

Extra Silicon-Carbide Scratch Wheels for above two outfits. 9 AT 14060-6-in. Wt. 12 oz. . . 99c 9 AT 14061-8-in. Wt. 1 lb. 4 oz. . 1.59

Extra Polishing Wheels for the above two outfits. Constructed of felt on plywood discs. 9 AT 14100-6-in. Wt. 12 oz. \$1.89 9 AT 14101-8-in. Wt. 1 lb. 4 oz. \$2.49

3 Heavy-duty Tumbler. Efficient design . . . with one-piece, fully-enclosed base of steel. Motor can be mounted inside or outside of base.


Steel drum with rubber liner. 12-lb. capacity. Drum rotates on 2 steel shafts mounted in 4 self-aligning bronze bearings. Switch, belt and pulley included. Measures 15x12x11 inches high.

Use 1/4-HP, 1725-RPM motor (not included). 99 AT 1413C—Shipping weight 34 pounds, \$44.99

4 Extra-heavy-duty Tumbler. Our finest! Big and rugged—the kind used by professional lapidarists. Two rubber-lined steel drums together have 25-pound capacity—over twice that of drum above . . . rotate on two 3/4-in. steel shafts mounted in 4 self-aligning bronze bearings.

Heavy-duty, one-piece stand of steel. Belt and pulley incl. Measures 26x13x12 inches high.

Use 1/2-HP, 1725-RPM motor. (Motor not included. See index of this catalog for motors.) 99 AT 14241L2—Shipping weight 66 lbs. . . \$89.99



5 Polishing Compounds. Each type of compound listed below comes in one-pound package. Shpg. wt. 1 lb. 5 oz.
9 AT 14030—Levigated Alumina. Pkg. \$1.19
9 AT 14031—Chrome Oxide. . . Pkg. 1.39
9 AT 14032—Airfloat Tripoli. . . Pkg. 59c
9 AT 14033—Rouge. Pkg. 79c
9 AT 14034—Tin Oxide. Pkg. 2.79
9 AT 14035—Cerium Oxide. . . . Pkg. 3.79

6 Rock-hard Felt Polishing Wheels. With 1-inch center holes. All wheels come complete with bushings that make 3/8, 1/2, 3/4 or 5/8-inch diameter holes.

Catalog Number	Size inches	Shipping weight	Each
9 AT 14102	6x1 14 oz.	\$6.19
9 AT 14103	8x1	1 lb. 2 oz.	10.99

7 Soluble Oil. 1-pint can. 9 AT 1429—Wt. 1 lb. 12 oz. Can 79c

8 Supercharged Diamond Blades. More diamond chips for extra speed. 5-in. size has 1/2-in. bore; others, 3/8-in. bore bushed to 1/2 in.

Catalog Number	Diam. in.	Thick in.	Wt. lbs. oz.	Each
9 AT 14184	5	.012	10	\$10.79
9 AT 14180	6	.032	14	12.99
9 AT 14181	8	.032	11	16.99
9 AT 14182	10	.032	14	20.49
9 AT 14183	12	.040	3	27.99

9 Dop Cement Kit. 5 oz. 6 sticks. 9 AT 1442—Wt. 10 oz. . . . Kit \$1.29


10 19-piece Dop Set. Alcohol lamp, 4 pieces dopping wax, 12 hardwood dop sticks, 2 metal dops, instructions included. 9 AT 14421—Shpg. wt. 1 lb. . . Set \$2.79

11 Silicon Carbide Grinding Wheels. With 1-inch hole . . . bushing for 3/4-inch hole included.

Catalog No.	Size	Grit	Shpg. wt.	Each
9 AT 64000	6x1 in.	100	2 lbs. 11 oz.	\$3.79
9 AT 64001	6x1 in.	220	2 lbs. 11 oz.	3.99
9 AT 64002	8x1 in.	100	4 lbs. 10 oz.	4.79
9 AT 64003	8x1 in.	220	4 lbs. 10 oz.	5.19
9 AT 64004	8x1 1/2 in.	100	6 lbs. 10 oz.	6.49
9 AT 64005	8x1 1/2 in.	220	6 lbs. 10 oz.	7.29
9 AT 64006	10x1 1/2 in.	100	10 lbs.	9.99
9 AT 64007	10x1 1/2 in.	220	10 lbs.	10.99

12 Silicon Carbide Grinding Compound. 5-lb. package. Shpg. wt. 6 lbs. 6 oz.

9 AT 14411— 60-grit.	Package	\$3.79
9 AT 14412— 80-grit.	Package	3.79
9 AT 14413—120-grit.	Package	3.79
9 AT 14414—220-grit.	Package	3.79
9 AT 14415—400-grit.	Package	5.19
9 AT 14416—600-grit.	Package	5.39



13 Set . . . 3 Templates, Aluminum Scribe. For marking rocks to guide cutting. 63 holes—shapes to match jewelry mountings. Vinyl plastic, 6x9 1/2-in. 9 AT 14202—Shpg. wt. 5 oz. Set \$3.49

14 Rock Scoop. Tubular steel handle. Cast aluminum scoop. Has comfortable plastic grip. 36 inches. 99 AT 14242C—Shpg. wt. 2 lbs. \$3.59


15 Set of 2 Rock Pouches. Brown, heavy-canvas duck. Steel eyelets, draw cord. 13 1/2 x 18-in. pouch, one handle; 18 1/2 x 20-in. pouch, 2 handles. 9 AT 14246—Wt. 1 lb. 9 oz. Set \$5.99

16 Rock Pick. Forged steel handle, head. Rubber grip. 16-ounce size head. 9 AT 3819—Shpg. wt. 2 lbs. \$5.49

CRAFTSMAN Electric Grinders

REG. U. S. PAT. OFF.


Fully enclosed to seal out grinding dust, dirt. Permanently lubricated ball bearings for smooth running. Guaranteed 1 full year



\$54⁹⁹
cash
\$5 monthly

CRAFTSMAN with 1/3-HP motor and two 6x3/4-inch wheels


Split-phase 3450-RPM motor. Super-hard aluminum oxide grinding wheels . . . one 36 grit (med. coarse), one 60 grit (med. fine). Flat-faced cast aluminum housing for maximum work area; rubber-mounted. Adjustable tool rests and metal-rimmed safety-glass eye shields. Spark arrestors. Removable water tray. Flexible 15-inch gooseneck lamp. 1/2-inch x 20-thread shaft. Convenient on-off switch in front. Size 11 inches high, 16 1/4 inches long. Includes 6-foot 3-wire cord, adapter. UL listed. For 110-120-volt, 60-cycle AC only. See guarantee below.
99 AT 1958C—Shipping weight 30 pounds. \$54.99



\$84⁹⁹
cash
\$5 monthly

1/2-HP motor . . . two 7x1-inch wheels

Capacitor-start 3450-RPM motor. Super-hard aluminum grinding wheels . . . one 36-grit, one 60-grit. Flat-faced cast aluminum housing for maximum clearance . . . rubber-mounted to cut vibration. Adjustable metal-rimmed safety-glass eye shields and 2-piece all-position tool rests. Removable side guards, spark arrestors, water tray. Switch in front. 18-inch flexible gooseneck lamp. 1/2-in. x 20-thread shaft. Size 11 inches high, 18 1/4 inches long. 8-foot 3-wire cord, adapter. UL listed. 110-120 or 230-v., 60-c. AC. See guarantee below, left.
99 AT 1959K—Shipping weight 39 pounds. \$84.99



CRAFTSMAN with 1/4-HP motor and two 6x1/2-inch wheels

\$44⁹⁹
cash \$5 monthly

Split-phase 3450-RPM motor. Two aluminum oxide grinding wheels; one fine, one medium. Flat-faced housing, on-off switch in front. Adjustable tool rests and plastic eye shields. Removable guards. 1/2-inch x 20-thread shaft. Size 10 inches high, 15 1/2 inches long. Base 8 3/16 inches wide, 7 3/8 inches front to back. With 6-ft. 3-wire cord, adapter. UL listed. 110-120-v., 60-c. AC. only. See guarantee.
99 AT 1940C—Shipping weight 25 lbs. \$44.99

CRAFTSMAN Polishing Head




\$10⁹⁹

For polishing, removing paint and rust . . . NOT for grinding. 7 3/4 in. high. 1/2 in. x 20 threads at ends. 1 3/4-in. flanges. 3/8x1 1/4-in. spindle. Bronze bearings. Spring-cap oil cup. Does not include motor. Use 3/8-in. or 1/2-in. V-belt. Wt. 8 lbs. 15 oz.
9 AT 6603 \$10.99


GUARANTEE

We'll repair, no charge, any electric grinder on these 2 pages showing defects in material or workmanship if returned within time specified. (Void if in rental service.)



Sears
5-inch
Electric
Grinder
\$15⁹⁹

Not CRAFTSMAN. Shaded-pole motor. Self-aligning bronze bearings. Two 5x1 1/2-inch grinding wheels; one fine, one medium coarse. Adjustable tool rests and plastic eye shields. Convenient on-off switch. Includes 6-foot 3-wire cord, adapter. UL listed. Operates on 110-120-volt, 60-cycle AC. Guaranteed for 90 days. See above.
9 AT 1964—Shpg. wt. 13 lbs. \$15.99




\$22⁹⁹
cash
\$4 monthly

CRAFTSMAN 6-inch Belt-driven Grinder

Two 6x3/4-inch grinding wheels; one medium, one coarse. Permanently lubricated ball bearings for true, smooth running. Flat-faced cast iron housing for maximum working area. Adjustable tool rests. Removable guards. 1 3/4x3/8-inch spindle reduced to 1/2-inch x 20-thread at ends. Comes with 2-inch machine pulley. Use 1725-RPM motor with minimum of 1/2 HP and 4-inch motor pulley (motor and pulley not included).
99 AT 6604C—Shipping weight 23 pounds. \$22.99

Belt-driven Grinder above with motor. Split-phase 1/2-HP, 1725-RPM motor for 110-120-v., 60-c. AC. With 4-ft. cord, 4-in. motor pulley, V-belt.
99 AT 66047C3—Shipping weight 42 lbs. \$5 monthly. Cash \$41.99




\$5⁷⁹

CRAFTSMAN Hand Grinder

High-speed gear ratio for easy turning. 5x1-inch aluminum oxide wheel. Extra-long bearings. Long-lasting gears and pinions. Adjustable tool rests.

Heavy-duty cast-iron frame. Wheel bushed to 3/8-inch arbor hole.
Shpg. wt. 5 lbs. 6 oz.
9 AT 6426 \$5.79

CRAFTSMAN
COMMERCIAL



Heavy-duty GRINDER
with 3/4-HP motor and
two 8x1-inch wheels

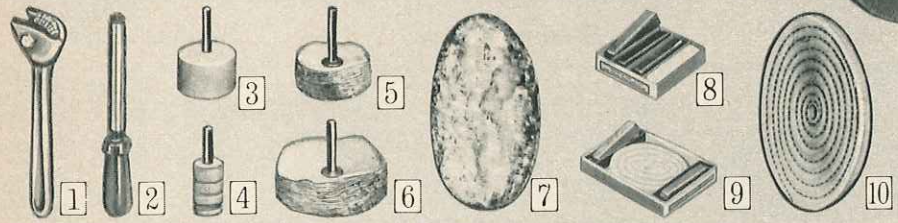
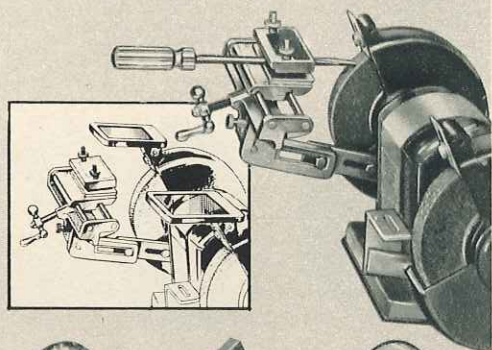
\$109⁹⁵ cash
\$5.50 monthly

Ideal for continuous-production
toolroom work, service stations,
machine shops, farms and ranches

Our finest. Powerful single-phase 3450 RPM capacitor motor. Super-hard aluminum oxide grinding wheels; one 36 grit, one 60 grit; 12 3/8-inch clearance between wheels. Extra-heavy 1-piece cast iron base plus dynamically-balanced rotor to cut vibration. Flat-faced aluminum housing for maximum work area. On-off switch in front. Adjustable 2-piece all-position tool rests and metal-rimmed safety glass eyeshields. Removable sideguards, spark arrestors. Dust exhaust outlets. 18-inch flexible gooseneck lamp. 3/4-in. x 18-thread shaft. 11 1/2 x 20 in. long, 13 in. high. With 8-ft. 3-wire cord, adapter. UL listed. Sent freight (rail, truck) or expr. 1-year guarantee . . . facing page. (110-120 or 230-v., 60-c. AC.) 99 AT 1967N—Shipping weight 58 pounds. . . . \$109.95

Grinder Attachment
holds tools
\$9⁹⁹

Ideal and simplest way to sharpen tools, blades, screwdrivers, etc. Holds work at pre-set angle for precise accuracy. Makes hollow or conventional grinding easier. Convenient guide for long knives, garden tools. 4-inch travel. Fine feed adjustment. Strong steel and die-cast construction, simple to assemble. With full instructions. Shipping weight 4 lbs. 15 oz. 9 AT 19495 \$9.99



1 Grinding-Wheel Dresser. High carbon-steel cutters. Dresses, shapes, removes glaze from abrasive wheels. Overall length 12 inches. Shipping weight 2 lbs. 2 oz. 9 AT 6492 \$1.79

Extra Cutters for above. Package of 4. Shpg. wt. 2 oz. 9 AT 6495 Pkg. 25c

2 Silicon-carbide Grinding-Wheel Dresser. For fast dressing, truing, shaping. 6-in. long black-silicon-carbide abrasive grit; self-removing protective shield. Over-all length 9 in. Wt. 14 oz. 9 AT 64921 \$2.19

Shank-mounted Polishing Wheels. Fine quality, soft felt. 1/4-inch shank.

3 1 1/2 x 1-inch. Wt. 3 oz. 9 AT 64991 \$1.09

4 1 x 2 inches. Shpg. wt. 3 oz. 9 AT 64992 \$1.09

(5 and 6) Shank-mounted Buffs. Muslin. 1/4-in. shank. 50-ply. For polishing.

5 2-in. diameter. Wt. 3 oz. 9 AT 64981 69c

6 3-in. diameter. Wt. 5 oz. 9 AT 64982 79c

7 CRAFTSMAN Lamb's Wool Polishing Bonnets. Fit over sanding discs.

Catalog Number	Fit discs (linch)	Pile (linch)	Shpg. wt.	Each
9AT2520	3 1/2 to 4	1	3 oz.	59c
9AT2521	4 to 5 1/2	1	3 oz.	89c
9AT2527	6	1	4 oz.	\$1.19
9AT2528	7	1 1/4	5 oz.	1.49
9AT2539	8	1 1/4	7 oz.	1.79

8 CRAFTSMAN Buffing Compound. Four 3-oz. bars; emery (black); Tripoli (brown); red rouge; white rouge. Shipping wt. 1 lb. 8 oz. 9 AT 2896 Set 99c

You can equip your entire workshop with power and hand tools from this book

CRAFTSMAN Buffing Compound. For metals, plastics. 3-oz. bar. 9 AT 2865—Shpg. wt. 7 oz. 39c

White rouge Buffing Compound. 3-oz. bar. For stainless steel, alum., cast brass, chromium, etc. 9 AT 2860—Shpg. wt. 8 oz. 39c


9 CRAFTSMAN Buffing Set. 6-in. sewed muslin buffing wheel, 1/2-in. hole; 3-oz. bar red rouge; 3-oz. bar Tripoli (brown). Shipping wt. 1 lb. 2 oz. 9 AT 2864 Set \$1.29

10 CRAFTSMAN Buffing Wheels. High thread count. Raked edges. Double thickness. 1/2-in. hole. Muslin.

Catalog No.	Diam.	Layers	Wt.	Each
Spiral Sewed				
9 AT 64930	4-in.	30	3 oz.	59c
9 AT 64931	6-in.	30	6 oz.	89c
9 AT 64932	8-in.	30	8 oz.	\$1.29
Loose Concentrically Sewed				
9 AT 64940	4-in.	30	2 oz.	59c
9 AT 64941	6-in.	30	6 oz.	89c
9 AT 64942	8-in.	30	8 oz.	\$1.29

Pedestal Stand
\$19⁹⁹

For CRAFTSMAN 1/4, 1/2, 3/4-HP and 99AT1967N grinders. Heavy construction gives solid support for accurate grinding. 2 3/4-in. diam. steel post. 32 1/2 in. high. Cast iron base can be bolted to floor (bolts not incl.). Platform prebored. Shpg. wt. 34 lbs. 99 AT 2964K . . . \$19.99



Industrial Goggles and Safety Glasses

11 Industrial Goggles. For chipping, grinding. Adjustable plastic frames. Hardened 50-mm lenses; protective side shields. Shipping weight 7 ounces. 9 AT 1860 \$2.69

Industrial Goggles. As above, but designed to fit comfortably over regular glasses. Shipping weight 9 ounces. 9 AT 18615 \$3.49

12 Industrial Safety Glasses. Hardened clear lenses. 9 AT 1854—Wt. 5 oz. . . . \$3.79

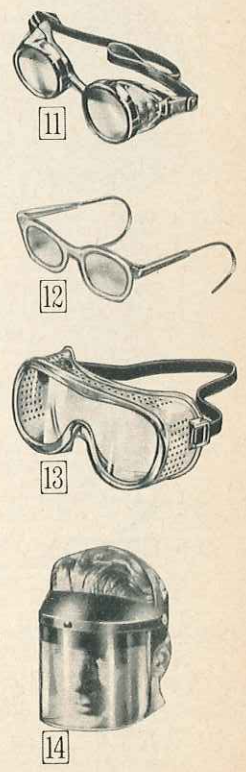
As above; with side shields. 9 AT 1855—Wt. 5 oz. . . . \$4.19

13 Flexible Mask Goggles. For grinding, chipping, motor-cycling. .050-in. plastic lens. Perforated sides. 9 AT 1859—Wt. 7 oz. . . . \$1.59

Face Shield \$3⁴⁹

14 Moisture-proof. Glasses can fit behind acetate window. Head band adjust. 9 AT 1890—Wt. 1 lb. 8 oz. \$3.49

Extra Acetate Window for protective face shield (14) above. Same high quality. 9 AT 18901—Wt. 7 oz. . . \$1.19



Sanding Belts

Low as **59¢**

Long-lasting aluminum oxide abrasive. Tough, fast-cutting aluminum oxide grain on cloth-backed belt. One-piece construction. For portable and bench type sanders. Use for sanding wood, grinding down most metal or plastic surfaces.

3x21-inch Belt. 9 AT 22304—Extra Fine 9 AT 22301—Fine 9 AT 22302—Medium 9 AT 22303—Coarse 9 AT 22305—Extra Coarse Shpg. wt. 5 oz. Each 79¢	4x24-inch Belt. 9 AT 22332—Extra Fine 9 AT 22333—Fine 9 AT 22334—Medium 9 AT 22335—Coarse 9 AT 22336—Extra Coarse Shpg. wt. 7 oz. Each 79¢	3x24-inch Belt. 9 AT 22351—Extra Fine 9 AT 22352—Fine 9 AT 22353—Medium 9 AT 22354—Coarse 9 AT 22355—Extra Coarse Shpg. wt. 5 oz. Each 59¢	4x24-inch Belt. For metal. 9 AT 22337—Fine 9 AT 22338—Medium 9 AT 22339—Coarse Shpg. wt. 7 oz. Each 79¢	3x27-inch Belt. 9 AT 22310—Extra Fine 9 AT 22311—Fine 9 AT 22312—Medium 9 AT 22313—Coarse Shpg. wt. 5 oz. Each 69¢ Extra Coarse, open coat. 9 AT 22314—Wt. 6 oz. Ea. 79¢	4x36-inch Belt. 9 AT 22151—Fine 9 AT 22152—Medium 9 AT 22153—Coarse Shpg. wt. 7 oz. Each 89¢	6x48-inch Belt. 9 AT 21671—Fine 9 AT 21672—Medium 9 AT 21673—Coarse Wt. 12 oz. Each \$1.49
--	--	--	---	---	--	--

Microlon® nylon Polishing and Finishing Belts. By far our best finishing belts. For more information about them, see page 18 of this catalog.

3x21-inch. 9 AT 22271—Fine 9 AT 22272—Medium 9 AT 22273—Coarse Wt. 7 oz. Each \$1.59	4x24-inch. 9 AT 22261—Fine 9 AT 22262—Medium 9 AT 22263—Coarse Wt. 7 oz. Each \$2.49
--	--

Sanding Sheets

No-load Paper. Just shake to clean. Fine grit (silicon carbide) for smooth finish. Medium and coarse grits (aluminum oxide) for rougher finish. 9x11-inch sheets. Package of 6.

Catalog No.	Grit	Wt.	Pkg.
9 AT 67601	Super fine	4 oz.	69¢
9 AT 67603	Medium fine	5 oz.	69¢
9 AT 67604	Fine	6 oz.	69¢
9 AT 67605	Medium	8 oz.	69¢
9 AT 67606	Coarse	10 oz.	79¢

Aluminum Oxide Paper. Paper-backed for hard wood—better than garnet. Cloth-backed for metal, dry or with oil—better than emery.

Paper-backed, 9x11-in. sheets.
9AT27411—X-Fine 9AT27412—Fine
9AT27413—Med. 9AT27414—Coarse
Pkg. of 6. Wt. pkg. 15 oz. Pkg. 69¢

Cloth-backed, 9x11-in. sheets.
9AT67891—Fine 9AT67892—Med.
9AT67893—Coarse
Pkg. of 3. Wt. pkg. 9 oz. Pkg. 79¢

Garnet Paper. Outlasts flint 2 to 1. Thick back. 9x11 inches.

Catalog No.	Grit	Shpg. wt.
9 AT 67956	X-Fine	6 ounces
9 AT 67957	Fine	8 ounces
9 AT 67958	Medium	11 ounces
9 AT 67959	Coarse	1 pound

Package of 6. Package 59¢

Emery Cloth. Use dry or with oil on non-plated metals. 9x11 inches.

9 AT 67981—Fine 9 AT 67982—Med.
9 AT 67983—Coarse
Pkg. of 3. Wt. pkg. 7 oz. Pkg. 49¢

Flint Sandpaper. For soft woods only. 9x10 inches.

Catalog No.	Grit	Shpg. wt.
9 AT 67931	X-Fine	8 oz.
9 AT 67932	Fine	10 oz.
9 AT 67933	Medium	12 oz.
9 AT 67934	Coarse	1 lb. 2 oz.

Package of 12. Package 39¢

Silicon Carbide Watersand Finishing Paper. Use wet or dry on wood or metal. 9x11-in. sheets. Pkg. of 6.
9AT3011—Super fine; 9AT3012—X-fine
9AT3013—Med. fine
Shpg. wt. pkg. 6 oz. Pkg. 69¢

Aluminum Oxide Sanding Sheets. Costs less to do a job with aluminum oxide . . . tough grits outlast most other abrasives.

Paper-backed for hand or machine work on hard woods. For 9x11-inch sheets, see below left.

3x7¼-inch Sheets. Package of 18 sheets.
9 AT 27461—Fine
9 AT 27462—Medium
9 AT 27463—Coarse
Shipping weight per package 5 ounces.
Package. 49¢

3¾x9-inch Sheets. Package of 12 sheets.
9 AT 25131—Fine
9 AT 25132—Medium
9 AT 25133—Coarse
9 AT 25134—Extra Coarse
Shipping weight per package 7 ounces.
Package. 59¢

4½x11-inch Sheets. Package of 12 sheets.
9 AT 27401—Fine
9 AT 27402—Medium
9 AT 27403—Coarse
9 AT 27404—Extra Coarse
Shipping weight per package 10 ounces.
Package. 69¢

No-load Sanding Sheets. Won't clog . . . even paint shakes free. Rubber-treated paper backing adjusts to surface, gives better grip.

Excellent for orbital or reciprocating power sanders. For 9x11-inch size, see below left.

Fine grits are silicon carbide. Medium, coarse grits are aluminum oxide.

3x7¼-inch Sheets. Package of 12 sheets.
9 AT 67652—Fine
9 AT 67653—Medium
9 AT 67654—Coarse
Shpg. wt. pkg. 7 oz.
Package. 59¢

3¾x9-inch Sheets. Package of 12 sheets.
9 AT 67642—Fine
9 AT 67643—Medium
9 AT 67644—Coarse
Shpg. wt. pkg. 8 oz.
Package. 69¢

4½x11-inch Sheets. Package of 12 sheets.
9 AT 67632—Fine
9 AT 67633—Medium
9 AT 67634—Coarse
Shpg. wt. pkg. 10 oz.
Package. 79¢

Abrasive Discs for portable, bench-type sanders.

Diam.	Hole	Grit	Pkg.	Catalog No.	Shpg. wt.	Price
Aluminum Oxide, paper backed						
4-in.	¼-in.	Asst.*	6	9AT2544	4 oz.	49¢
5-in.	None	X-Fine	6	9AT28051	3 oz.	49¢
		Fine	6	9AT28052	3 oz.	49¢
		M-Fine	6	9AT28053	3 oz.	49¢
5-in.	¼-in.	Coarse	6	9AT2542	4 oz.	49¢
		Asst.**	6	9AT2543	4 oz.	49¢
6-in.	¼-in.	Fine	6	9AT25321	4 oz.	59¢
		Med.	6	9AT25322	4 oz.	59¢
		Coarse	4	9AT25323	6 oz.	59¢
		Asst.*	6	9AT25293	6 oz.	69¢
6-in.	¾-in.	Med.	6	9AT25294	6 oz.	69¢
		Coarse	6	9AT25295	7 oz.	69¢
		Asst.*	6	9AT2548	6 oz.	69¢
7-in.	¼-in.	Asst.*	6	9AT2531	8 oz.	89¢
8-in.	None	Fine	6	9AT25251	8 oz.	99¢
		Med.	6	9AT25252	8 oz.	99¢
		Coarse	5	9AT25253	10 oz.	99¢
8-in.	3-in.	Asst.*	6	9AT22730	9 oz.	99¢
9-in.	¾-in.	Fine	6	9AT25261	8 oz.	\$1.19
		Med.	6	9AT25262	10 oz.	1.19
		Coarse	5	9AT25263	11 oz.	1.19
10-in.	None	Fine	6	9AT25341	9 oz.	1.49
		Med.	6	9AT25342	12 oz.	1.49
		Coarse	5	9AT25343	14 oz.	1.49
10-in.	3-in.	Asst.*	6	9AT22731	12 oz.	1.49
12-in.	None	Fine	2	9AT25491	6 oz.	99¢
		Med.	2	9AT25492	8 oz.	99¢
		Coarse	2	9AT25493	10 oz.	99¢
Aluminum Oxide, fiber backed						
6-in.	¾-in.	Fine	10	9AT25296	13 oz.	3.19
		Med.	10	9AT25297	14 oz.	3.49
		Coarse	10	9AT25298	1 lb. 1 oz.	3.79
		Asst.***	10	9AT25461	1 lb. 1 oz.	3.79
7-in.	¾-in.	Fine	10	9AT25290	1 lb. 2 oz.	3.39
		Med.	10	9AT25291	1 lb. 10 oz.	3.69
		Coarse	10	9AT25292	1 lb. 12 oz.	3.99
		Asst.***	10	9AT25462	1 lb. 5 oz.	3.99
No-load (F, silicon carbide; M, C, alum. oxide)						
5-in.	¼-in.	X-Fine	6	9AT67611	3 oz.	49¢
		Fine	6	9AT67612	3 oz.	49¢
		Med.	6	9AT67613	4 oz.	49¢
		Coarse	6	9AT67614	4 oz.	49¢
Silicon Carbide, open coat						
6-in.	¼-in.	Coarse	3	9AT25324	6 oz.	79¢

*2F, 2M, 2C

**3F, 3M

***2F, 4M, 4C



Sanding Sheets

No-load Paper. Just shake to clean. Fine grit (silicon carbide) for smooth finish. Medium and coarse grits (aluminum oxide) for rougher finish. 9x11-inch sheets. Package of 6.

Catalog No.	Grit	Wt.	Pkg.
9 AT 67601	Super fine	4 oz.	69¢
9 AT 67603	Medium fine	5 oz.	69¢
9 AT 67604	Fine	6 oz.	69¢
9 AT 67605	Medium	8 oz.	69¢
9 AT 67606	Coarse	10 oz.	79¢

Aluminum Oxide Paper. Paper-backed for hard wood—better than garnet. Cloth-backed for metal, dry or with oil—better than emery.

Paper-backed, 9x11-in. sheets.
9AT27411—X-Fine 9AT27412—Fine
9AT27413—Med. 9AT27414—Coarse
Pkg. of 6. Wt. pkg. 15 oz. Pkg. 69¢

Cloth-backed, 9x11-in. sheets.
9AT67891—Fine 9AT67892—Med.
9AT67893—Coarse
Pkg. of 3. Wt. pkg. 9 oz. Pkg. 79¢

Garnet Paper. Outlasts flint 2 to 1. Thick back. 9x11 inches.

Catalog No.	Grit	Shpg. wt.
9 AT 67956	X-Fine	6 ounces
9 AT 67957	Fine	8 ounces
9 AT 67958	Medium	11 ounces
9 AT 67959	Coarse	1 pound

Package of 6. Package 59¢

Emery Cloth. Use dry or with oil on non-plated metals. 9x11 inches.


9 AT 67981—Fine 9 AT 67982—Med.
9 AT 67983—Coarse
Pkg. of 3. Wt. pkg. 7 oz. Pkg. 49¢

Flint Sandpaper. For soft woods only. 9x10 inches.

Catalog No.	Grit	Shpg. wt.
9 AT 67931	X-Fine	8 oz.
9 AT 67932	Fine	10 oz.
9 AT 67933	Medium	12 oz.
9 AT 67934	Coarse	1 lb. 2 oz.

Package of 12. Package 39¢

Silicon Carbide Watersand Finishing Paper. Use wet or dry on wood or metal. 9x11-in. sheets. Pkg. of 6.
9AT3011—Super fine; 9AT3012—X-fine
9AT3013—Med. fine
Shpg. wt. pkg. 6 oz. Pkg. 69¢



Sander-Polisher Kit

1 CRAFTSMAN. Converts your electric drill into an effective sander and polisher. Sponge rubber backup pad with swivel joint helps prevent swivel marks. Kit also includes 3 sanding discs, lamb's wool polishing bonnet and tube of activator cement. Use with any ¼ to ½-inch CRAFTSMAN or other drill. Discs are 5 inches in diameter.
9 AT 28476—Wt. 1 lb. 1 oz. Kit \$3.19

Replacement tube of Activator Cement. Use with kit (1) above.
9 AT 28473—Shipping weight 4 oz. 59¢

CRAFTSMAN Sanding-Polishing Kit for flexible shafts. For ¼ to ½-inch CRAFTSMAN or other drills. With rubber pad, ¾-inch chuck adapter, lamb's wool polishing bonnet.

With one 4-inch abrasive disc.
9 AT 2827—Shipping weight 9 oz. Kit 99¢
With three 5-inch abrasive discs.
9 AT 2841—Shpg. wt. 14 oz. Kit \$1.59
With three 6-inch abrasive discs.
9 AT 28416—Wt. 1 lb. 2 oz. Kit 2.19

Sanding Wheels

Convert your bench saw or radial-arm saw to a disc sander. Replaceable abrasive disc.

2 8-inch diameter Wheel, Aluminum. 1 side tapered for fine jointing. 1 side flat. For ⅝ to ½-inch center hole. Med. grit, both sides.
9 AT 2274—Wt. 1 lb. 3 oz. \$3.49

10-inch diameter Wheel, Steel. For ¾ to ⅝-inch center hole. Medium grit, one side; coarse on the other.
9 AT 22723—Wt. 3 lbs. 14 oz. . . . \$4.49

Replacement Sanding Discs. For (2) above. 3-inch center hole. Package of six: 2 fine, 2 med., and 2 coarse discs. 8-inch diameter.
9 AT 22730—Wt. 9 oz. Pkg. 99¢
10-inch diameter.
9 AT 22731—Wt. 12 oz. Pkg. \$1.49

See page 97 for Sears Easy Terms

Sanding Helps

3 SEARS Sanding Block. 6-in. steel frame. With 30x1½-in. roll . . . easily unrolls to replace worn parts.
9 AT 3681—Shipping wt. 12 oz. 99¢

Refills for (3) above. 30x1½-inch rolls. Shipping weight per roll 3 oz.

Garnet Refill
9AT36881—Fine 9AT36882—Medium
9AT36883—Coarse. Each 15¢

Aluminum Oxide Refill
9AT36891—Fine 9AT36892—Medium
9AT36893—Coarse. Each 19¢

4 Sanding Block. For fast stock removal. Wears to shape of irregular surfaces. Manufactured from silicates.
9 AT 6439—(9x2x2 in.) Wt. 6 oz. 29¢

5 CRAFTSMAN Steel Wool. All-purpose. Pkg. 16 pads. Wt. 1 lb. 3 oz.
9 AT 67910—Very fine #0000. Pkg. \$1.29
9 AT 67911—Extra fine. #000. Pkg. 1.19
9 AT 67912—Fine. #0. Pkg. 79¢
9 AT 67913—Medium. #1. Pkg. 79¢
9 AT 67914—Med. coarse. #2. Pkg. 79¢
9 AT 67915—Coarse. #3. Pkg. 79¢

Tungsten carbide Karbo-Grits

(6 thru 8) Outlast ordinary sandpaper 40 to 1. Grits are permanently brazed to steel wheels, discs or sheets. . . will last for years. When clogged, just shake out or wirebrush or use gum and pitch remover.

6 Abrasive Wheel. For bench, radial-arm saws. For plywood, veneers. Coarse grit on one side and on edge; medium grit on the other side. Each has knock-out-bushed round hole.
8-inch diameter. ⅝-½-inch hole.
9 AT 30001—Shpg. wt. 2 lbs. 10 oz. . . . \$4.99
9-inch diameter. ⅝-½-inch hole.
9 AT 30002—Shpg. wt. 3 lbs. 2 oz. . . . 5.99
10-inch diameter. ¾-⅝-inch hole.
9 AT 30003—Shpg. wt. 4 lbs. 2 oz. . . . 6.99

7 Sanding Discs. Bonded to thin steel. For electric drills, rotary sanders. Fit ¼ or ⅝-in. arbors.

5-inch diameter. 6-inch diameter.
9 AT 30071—Fine 9 AT 30074—Fine
9 AT 30072—Medium 9 AT 30075—Medium
9 AT 30073—Coarse 9 AT 30076—Coarse
Wt. ea. 4 oz. Ea. \$1.39 Wt. ea. 5 oz. Ea. \$1.49

8 Neoprene-backed Sheets. For platen sanders. Also for orbital, dual-action electric sanders. See page 17.

3½x9½-in. Sheets. 4½x11½-in. Sheets.
9 AT 30281—Fine 9 AT 30291—Fine
9 AT 30282—Medium 9 AT 30292—Medium
9 AT 30283—Coarse 9 AT 30293—Coarse
Wt. ea. 5 oz. Ea. \$1.49 Wt. ea. 7 oz. Ea. \$1.99



Abrasive Wheels

CRAFTSMAN

MEDIUM GRIT
USE FOR GRINDING, POLISHING
AND FINISHING OF ALL
METALS AND PLASTICS

(1 thru 4) Should be used on tools which have guards covering 75% of the wheel. Not for bench or radial saws; do NOT cut wood.

1 Resinoid-bonded reinforced Cut-off Wheels. Resist wobble. About 1/8 in. thick. Maximum RPM, 6000. Choice of three types.

Shop Wheel for cutting Steel . . . 8-in. diameter. Aluminum oxide. Cuts steel bars, sheets, tubing. Hole bushed to fit 3/8, 1/2-in. round arbors. 9 AT 6465—Shpg. wt. 10 oz. \$2.19

Porcelain and Tile Cutter . . . 8-inch diameter. Silicon carbide. Also cuts marble, soapstone, plastics, copper, glass, cork. Center hole bushed to fit 3/8-inch and 1/2-inch round arbors. 9 AT 6466—Shpg. wt. 10 oz. \$2.19

Brick and Concrete Cutters. Silicon carbide. Also cut cast iron, brass, bronze, plaster, limestone, Transite, Masonite Presdwood® and plastics. Excellent for tuck pointing.

8-inch diameter. Center hole bushed to fit 3/8-inch and 1/2-inch round arbors. 9 AT 6467—Shpg. wt. 10 oz. \$2.19

7-inch diameter. Fits Mall, Skil. Two center hole sizes.

Bushed for 1/2, 5/8-in. round arbors. 9 AT 64691—Shpg. wt. 10 oz. \$1.99

Fits arbors 1 3/16-inch square or diamond or 1-inch round arbors. 9 AT 64692—Shpg. wt. 10 oz. \$1.99

6-inch diameter. Shpg. wt. 9 oz.

9 AT 64681—Fits 1/2-in. sq. or rd. . . 1.69

9 AT 64682—Fits 3/8-in. round arbor 1.69

2 Rubber-bonded Cut-Off Wheel . . . 8-inch diameter. Aluminum oxide. Cuts metal bars, tubing, etc. (not for glass and plastics). 3/32 in. thick. Max. RPM 6000. Use coolant. Center hole bushed to fit 5/8-in. and 1/2-in. round arbors. 9 AT 6470—Shpg. wt. 8 oz. \$1.19

3 CRAFTSMAN Rubber and Abrasive Polishing Wheel . . . 4-inch diameter. Polishes, finishes all metals, plastics. For rust removal, die working, deburring, sharpening, etc. 1/2 in. thick. Max. RPM 3800. 3/8-in. center hole. Wt. each 10 oz. 9 AT 29281—Fine grit. \$1.49
9 AT 29282—Medium grit. 1.49

4 Resinoid Grinding Wheel. 7x1/4x5/8 inch. Fits 5/8x11 thread spindle. Aluminum oxide reinforced with tough fiber glass. Depressed center. For heavy-duty welding, grinding, sharpening and other portable grinding work. Use with 9AT 1710 sander guard (not included; see page 16). 9 AT 64101—Shpg. wt. 1 lb. 1 oz. . . . \$2.89

Grinding Wheels for carbide-tip tools. Vitrified green silicon carbide. 1/2 inch thick. 3/4-inch center hole; bushings are included for use on 1/2 and 5/8-inch shafts.

6-inch diameter. 9 AT 64240—Fine 9 AT 64250—Coarse
Shipping weight each 3 lbs. . . . Each \$2.39

7-inch diameter. 9 AT 64241—Fine 9 AT 64251—Coarse
Shipping wt. each 3 lbs. 6 oz. . . Each \$2.89

CRAFTSMAN Grinding Wheels

REG. U.S. PAT. OFF.

Both sides and face precision-ground . . . vitrified in electric kiln over 200 hours . . . extra hard

Low as **69c** Medium fine or fine grit 3x1/2 in.



Meet the highest industrial standards. Made of first-quality aluminum-oxide abrasive grains, uniform size. Perfectly balanced. Meet safety standards of the American Standards Association. 3/4-in. center hole. Bushings for 3/8, 1/2 and 5/8 in. included with 3 and 4-in. wheels. Bushings for 1/2 and 5/8 in. included with 5, 6, 7 and 8-in. wheels. Made in U.S.A. Be sure to read safety rules below.

IMPORTANT SAFETY RULES

- (1) Do not grind on side of wheels. (2) Grinding wheels should be used only with concave flanges as large as, or larger than, shown in table below. (3) Use guard and shatterproof glass shield covering 3/4 of wheel. (4) For all wheels, never exceed RPM shown. (5) Wear safety goggles. (6) Stand aside one minute after starting wheel. (7) Follow safety instructions shown on grinding and cut-off wheels. Do not use on wood.

Wheel diameter, inches	3	4	5	6	7	8
Flange diameter, inches	1 3/4	1 3/4	1 3/4	2	2 1/2	3
RPM.	8276	6207	4966	4138	3600	3600

SELECT THE CORRECT GRIT FOR THE JOB


Fine . . . for knives, keen-edged tools, finish grinding and polishing.
Medium Fine . . . for axes, woodcutting tools, preparation for finish.
Medium Coarse . . . for machine shop use, or fast removal of stock.

Diameter and thickness	Min. size shaft	Shpg. wt. lbs.	Fine 100 grit		Medium Fine 60 grit		Medium Coarse 36 grit	
			Cat. No.	Each	Cat. No.	Each	Cat. No.	Each
3x 1/2 in.	3/8-in.	.1	9 AT 64311	69c	9 AT 64201	69c	9 AT 64231	1.79
3x 3/4 in.	3/8-in.	.1	9 AT 64312	79c	9 AT 64202	79c	9 AT 64232	2.09
4x 1/2 in.	3/8-in.	.1	9 AT 64313	\$1.09	9 AT 64203	\$1.09	9 AT 64233	2.39
4x 3/4 in.	3/8-in.	.2	9 AT 64314	1.29	9 AT 64204	1.29	9 AT 64234	2.49
4x 1 in.	3/8-in.	.2	9 AT 64315	1.49	9 AT 64205	1.49	9 AT 64235	2.89
5x 1/2 in.	1/2-in.	.2	9 AT 64316	1.59	9 AT 64206	1.59	9 AT 64236	3.59
5x 3/4 in.	1/2-in.	.3	9 AT 64317	1.79	9 AT 64207	1.79	9 AT 64237	3.59
5x 1 in.	1/2-in.	.3	9 AT 64318	1.99	9 AT 64208	1.99	9 AT 64238	4.19
6x 1/2 in.	1/2-in.	.3	9 AT 64319	1.79	9 AT 64209	1.79	9 AT 64239	2.09
6x 3/4 in.	1/2-in.	.3	9 AT 64320	2.09	9 AT 64210	2.09	9 AT 64240	2.39
6x 1 in.	1/2-in.	.4	9 AT 64321	2.39	9 AT 64211	2.39	9 AT 64241	2.49
7x 3/4 in.	1/2-in.	.4	9 AT 64322	2.49	9 AT 64212	2.49	9 AT 64242	2.89
7x 1 in.	1/2-in.	.5	9 AT 64323	2.89	9 AT 64213	2.89	9 AT 64243	3.59
8x 1 in.	3/4-in.	.6	9 AT 64324	2.89	9 AT 64214	2.89	9 AT 64244	3.59
8x 1 1/4 in.	3/4-in.	.7			9 AT 64215	3.59	9 AT 64245	4.19

6-inch Abrasive "Flap Wheel"



For use on grinder head, motor shaft, drill arbor, etc. Unique abrasive action polishes or grinds metals of all types, removes paint, rust; shapes wood. To grind, press object against wheel; to polish, lightly touch object against wheel. Made of 80 strips of cloth-backed aluminum oxide, anchored to steel flanges. 6-inch diameter, 1 inch wide. Has 3/4-inch arbor hole. Bushings included to reduce arbor hole to 5/8 or 1/2 inch. 9 AT 6409—Shipping weight 1 pound 2 ounces. \$4.79



5 CRAFTSMAN Pressure-sensitive Cement. Stays tacky. 8-oz. plastic bottle. Wt. 11 oz. 9 AT 2220 Each 79c

6 Stick Disc Cement. Won't dry . . . disc peels off after use. A mixture of rosin, animal, vegetable and mineral greases and waxes. A non-drying cement. 4 3/4-ounce tube. 9 AT 2219—Wt. 6 oz. . . . Each 49c

7 Liquid Disc Cement. Designed for bonding abrasive discs to metal plates. Quick-setting. Completely soluble in water. 8-oz. bottle. Shpg. wt. 1 lb. 7 oz. 9 AT 2535 Each 59c

8 Sanding Drum. 3-inch face. 2 1/4-inch diam. Screws on 1/2-in. x 20-thread shaft. Medium grit sleeve over expanding rubber drum. Shpg. wt. 1 lb. 3 oz. 9 AT 25246 \$2.49

Sanding Sleeve. Use with (8) above. 9 AT 25221—Fine 9 AT 25222—Medium 9 AT 25223—Coarse Shipping weight 3 oz. . . Each 29c

9 Sanding Drum. 1-in. face, 1/4-in. plain spindle, 1 1/2 in. long. Use with safe-lock or collet chuck. Abrasive sleeve over expanding rubber drum. 9 AT 2497—1 1/2-in. diam. Wt. 11 oz. \$1.49
9 AT 2498—2 1/4-in. diam. Wt. 13 oz. . 1.69

Sanding Sleeve. Use with (9) above. 1 1/2-inch diameter. Package of 6. 9 AT 24421—Fine 9 AT 24422—Medium 9 AT 24423—Coarse Shipping weight 4 ounces. . . Package 49c
2 3/8-inch diameter. Package of 6. 9 AT 24424—Fine 9 AT 24425—Medium 9 AT 24426—Coarse Shipping weight 4 ounces. . . Package 59c

10 Wire Cup Brushes. For cleaning and polishing; paint and burr removal. 1 1/4-inch diameter; 1/4-inch shank. Shipping weight 5 oz. 9 AT 64882—Fine wire. \$1.29
9 AT 64883—Coarse wire. 99c

11 Carbon Removing Brush. Designed for removal of heavy carbon deposits . . . also old paint and deep rust and corrossions. Especially suited for irregular surfaces. 1-inch diameter. 1/4-inch plain shank. 9 AT 64841—Shipping weight 5 oz. . . 99c


12 Wire Cup Brush. Coarse wire for removal of rust and paint, cleaning pitted surfaces. 1/4-inch shank. 2 3/4-inch diameter. 9 AT 64961—Shpg. wt. 9 oz. \$1.29

13 Wire Wheel Brushes. Excellent for paint and burr removal, cleaning and polishing of lathed workpieces. 3-inch diameter. 1/4-inch spindle. Shpg. wt. 6 oz. 9 AT 64902—Fine wire. \$1.19
9 AT 64903—Coarse wire. 99c

14 Wire Scratch Wheels. Use on grinders, polishing heads, mandrels to remove rust and paint, deburr, etc. Use 2 or more in tandem for wider work areas. Widths given in table are approximate.

Catalog Number	Diam. (in.)	Width (in.)	Hole (in.)	Shipping weight	Each
Fine					
9 AT 64823	4	3/8	1/2	11 oz.	\$1.29
9 AT 64824	6	1/2	5/8	15 oz.	1.79
9 AT 64825	8	5/8	5/8	1 lb. 10 oz.	3.99
Coarse					
9 AT 64811	4	7/16	3/4	11 oz.	99c
9 AT 64812	6	9/16	5/8	15 oz.	1.39
9 AT 64813	8	1 1/16	5/8	1 lb. 10 oz.	1.99
Heavy Duty					
9 AT 64833	4	3/4	1/2	1 lb. 3 oz.	2.89
9 AT 64834	6	1	5/8	1 lb. 12 oz.	3.49
9 AT 64835	8	1 1/2	5/8	3 lbs.	5.29

1 1/2-in. center hole bushed for 3/4 in.
5/8-in. center hole bushed for 1/2 in.




Rubber Grinding Wheel with slip-on grits

Does the same grinding jobs as vitrified wheel will do. No need to change wheels to change grit. . . just slip off long-lasting abrasive band. Has high safety factor. No bothersome "chatter".
3 aluminum oxide slip-on bands (1 each fine, medium, coarse). Use with 3450 RPM grinder. 6x1-inch wheel with 3/4-inch center hole; will also fit 5/8 or 1/2-inch shafts. Fits motors and grinders with 1 1/2-inch or longer shaft. Wheel plus 3 bands. Shipping wt. 1 lb. 10 oz. 9 AT 64045 Kit \$5.99

Replacement Abrasive Bands for above. Aluminum oxide. Cloth backing. 3 in pkg. 6x1 inch. 9 AT 22861—Fine 9 AT 22862—Medium 9 AT 22863—Coarse 9 AT 22852—One of each; fine, medium and coarse. Shipping weight 4 oz. Pkg. 79c

REG. U.S. PAT. OFF.



1/2-HP \$36⁹⁹ \$5 monthly cash


High-speed capacitor starting

3450 RPM. Rated for continuous duty. For power bench saws, jointer-planers, shapers, other hard-starting high speed tools. Rigid base mounts in any position. Motor positions in cradle. Knockout for BX or conduit connections. Quick voltage links for voltage changes in seconds. Mounting 3x4 3/4-inch NEMA 56 frames. Reversible rotation. Quick-connect terminals. Ground lug meets local electric codes. Double-end shaft 1/2 (plus 3/8-inch adapter-sleeve) and 3/8 inch. Single-phase 60-cycle AC. 4-ft. 3-wire cord, plug, adapter. With ball bearings. Manually reset overload protector and shaft cover.


Catalog Number	HP	RPM	Volts	Shipping weight	Each
99 AT 1218C	1/2	3450	110-120 or 230	20 pounds	\$36.99
99 AT 1219C	3/4	3450	110-120 or 230	24 pounds	43.99
99 AT 1220C	1	3450	110-120 or 230	26 pounds	49.99
99 AT 1221C	1 1/2	3450	110-120 or 230	27 pounds	69.99

With sleeve bearings. No overload protector or quick voltage links.

Catalog Number	HP	RPM	Volts	Shipping wt.	Each
99 AT 1216C	1/2	3450	110-120	19 pounds	\$32.99
99 AT 1226C	3/4	3450	110-120	24 pounds	37.99
99 AT 1217C	1	3450	110-120	26 pounds	42.99



1 1/2-HP \$34⁹⁹ \$5 monthly cash



2 1/4-HP \$19⁹⁹ \$3 monthly cash

General-purpose capacitor starting

1 Deliver extra torque for compressors, pumps, lathes, other hard-starting tools. 1725 RPM. Mount in any position. Reversible. Manually reset overload protectors (except 99 AT 1214K, 99 AT 1227C). Single-phase 60-cycle AC. 99 AT 1970C has 1/2-in. diam. shaft with 3/8-in. adapter 99 AT 1215K, 99 AT 1227C have 3/8-in. diam. shaft. 99 AT 1214K, 99 AT 1213K have 1/2 (plus adapter), 3/8-in. diam. shafts. 56 frames. 3/16-in. keyway. 4-ft. cord, plug, †

Catalog Number	HP	Type base	Bearings	Shaft end	Volts	Shpg. wt.	Each
99 AT 1214C	1/2	Resilient	Sleeve	Double	110-120	21 lbs.	\$34.99
99 AT 1213C*	1/2	Rigid	Ball	Double	110-120 or 230	22 lbs.	42.99
99 AT 1215K* 1	1/2	Rigid	Ball	Single	110-120 or 230	32 lbs.	63.99
99 AT 1970C	1/2	Resilient	Sleeve	Single	110-120 or 230	19 lbs.	32.99
99 AT 1227C	3/4	Resilient	Sleeve	Single	110-120 or 230	25 lbs.	47.99

*Use only these motors on compressors and pumps. †No cord with 99 AT 1227C.

Split-phase . . . for easy starts

2 Ideal for home, shop or farm use. Deliver all the power needed for small drill presses, lathes, jig saws, grinders, belt sanders, easy starting farm equipment and many other easy-start applications.


Bolts are extended through for end-bell mounting. Reversible rotation. 110-120-volt, 60-cycle single phase AC. 1725 RPM. Sleeve bearings. 3x4 3/4-inch resilient base mounting. Motor mounts in any position.

Mylar® polyester insulated. Without overload protector or on-off switch. With 4-foot, 3-wire electric cord, plug, adapter.

1/4-HP Motor. 1/2-inch shaft with 3/8-inch adapter sleeve.
99 AT 1210C—Shipping weight 16 pounds \$19.99

1/2-HP Motor. 1/2-inch shaft with 3/8-inch adapter sleeve.
99 AT 1211C—Shipping weight 18 pounds 23.99

3/4-HP Motor. 1/2 (plus adapter sleeve) and 3/8-inch double-end shaft.
99 AT 1212C—Shipping weight 19 pounds 26.99



Reversible variable-speed Motor

1/2-HP \$79⁹⁹ \$5 monthly cash

3 No need for belt changes, step pulleys, speed control attachments. Use on drill presses, other bench power tools requiring variable speeds. Dial any full-load speed between 500 and 5000 RPM . . . get full torque thanks to silicon-controlled rectifier.

Flip lever to reverse rotation. On-off switch. Manually reset overload protector. Receptacle for accessories below. Mount in any position. Single-end, 3/4-in. shaft; 3/16-in. keyway. Mounting meets NEMA 56 frame (3x4 3/4-in.) 4-ft., 3-wire cord, adapter. Single phase universal type 110-120-v., 60-c. AC.

1/2-HP Motor. Shpg. wt. 16 lbs. \$5 monthly. 99AT2348C—Cash \$79.99


3/4-HP Motor. (Not illustrated.) Shipping weight 18 lbs. \$5 monthly. 99AT2346C—Cash \$89.99

1-HP Motor. (Not illustrated.) Shipping weight 18 lbs. \$5.50 monthly. 99 AT 2347C..Cash \$104.95

4 Foot Control. Designed for use with all Craftsman reversible, variable-speed motors. Set speed on motor. Push pedal to start; release to stop. 9 AT 2345B—Wt. 2 lbs. 2 oz. . . . \$9.99

5 Remote Speed Control. For 99AT2346C, former 99-2345. Speed control dial and on-off switch. 4-ft. cord incl. 9 AT 23459—Wt. 2 lbs. 5 oz. . . . \$9.99

As above but for 99 AT2347C, 99 AT2348C. 9 AT 23488—Wt. 2 lbs. 5 oz. . . . \$9.99



Low as \$27⁹⁹ \$4 monthly cash

Blower and Fan Motors

Replace 1/8, 1/4, 1/2, 3/4-HP furnace, attic, window-blower motors. 1/2-HP split-phase, 110-120-v., 60-c. AC. Reversible. Mount in any position. Automatic reset overload protector. Single-end 1/2-in. flattened shaft, 3/8-in. adapter. Sleeve bearings. Through-bolts for direct drive fans. Flexible NEMA mounting—2 7/16x4 1/4 in. (48 frame); 3x4 3/4 in. (56 frame).

Single speed. 1725 RPM. 2 7/16x4 1/4-inch mounting. 99 AT 19835C—Shipping weight 18 lbs. \$27.99

Single speed. 1725 RPM. 3x4 3/4-inch mounting. 99 AT 1983C—Shipping weight 20 lbs. \$27.99

Two speed, 1140 or 1725 RPM. 3x4 3/4-in. mounting. 99 AT 1971C—Shipping weight 22 lbs. \$33.99

Motor Accessories for bench power tools

6 Floating Motor Rails. For motors 1 HP and less moved from one power tool to another. 2 3/8 to 5 inches between centers. Fasteners included.

Set of 1 rail, 2 clips Pkg. of 2 clips only.
9AT2265—Wt. 15 oz. \$1.59 9AT2268—Wt. 6 oz. 59c


7 Adjustable Motor Rails. For single tools only. Loosen bolts to change belt tension. For motors 1 HP or less. Max. belt take-up 2 1/2 in. Pkg. of 2.
9 AT 2266—Shipping weight 1 lb. 4 oz. . . . Pkg. \$2.29

8 On-off Rocker Switch. For bench power tools; can be mounted. For motors up to 1 HP (universal motors to 1 1/4 HP). 8-ft., 3-wire cord. 110-120-v. AC, 15 amps. Two 3-prong receptacles—one controlled by switch; one always "on" for lamps etc.
9 AT 12085—Shipping weight 1 lb. 10 oz. . . . \$7.99

No Money Down on anything Sears sells

SEE PAGE 97


standard mounts..will replace any make motor



1 1/2-HP **\$44.99** \$5 monthly cash



2 1-HP **\$67.99** \$5 monthly cash



3 1/2-HP **\$51.99** \$5 monthly cash

HEAVY DUTY 1/3 to 7 1/2-HP Motors . . . for compressors, pumps, sprayers, machine tools

CRAFTSMAN capacitor start . . induction run

(1 and 2) **Big overload capacity.** Ball bearings "take" greater thrust loads . . run quieter and longer . . sealed in grease so that no lubrication is needed. Manual-reset overload protector prevents burn-outs. Electrically reversible. Mounts in any position. No oil cups or drainage. Single-end shaft, 60-cycle, single-phase 110-120 or 230-volt AC. 5-HP (99 AT12756N) designed for use with 230-volt only. No switch or cord.

1 **General purpose.** For tough-starting loads on farm or in workshop—compressors, sprayers, grain handling augers. Rigid base. 56-frame. Totally enclosed and fan cooled.

Catalog Number	HP	RPM	Base mount	Keyed shaft	Shpg. wt.	Monthly	Cash
99 AT 1222C	1/2	1725	3x4 3/4 in.	3/8-inch	22 lbs.	\$5.00	\$44.99
99 AT 1223C	1/2	1725	3x4 3/4 in.	3/8-inch	26 lbs.	5.00	49.99
99 AT 1224K	3/4	1725	3x4 3/4 in.	3/8-inch	35 lbs.	5.00	58.99
99 AT 1225K	1	1725	3x4 3/4 in.	3/8-inch	40 lbs.	5.00	69.99

2 **Heavy Duty.** Ideal for farm applications: pumps, crop driers, ventilating fans, blowers, deep freezers, air compressors and grain conveyors—equipment requiring high starting torque. Open frame.

Catalog Number	HP	RPM	Frame size	Shaft diam.	Key width	Base mount	Shpg. wt.	Mo.	Cash
99 AT 12706L	1	1725	182	7/8-in.	3/16-in.	4 1/2 x 7 1/2 in.	63 lbs.	\$5.00	\$67.99
99 AT 12716N	1 1/2	1725	184	1-in.	3/16-in.	5 1/2 x 7 1/2 in.	74 lbs.	5.00	75.99
99 AT 12726N	2	1725	213	1 1/8-in.	3/16-in.	5 1/2 x 8 1/2 in.	92 lbs.	5.00	89.99
99 AT 12736N	2	3450	184	7/8-in.	3/16-in.	5 1/2 x 7 1/2 in.	74 lbs.	5.00	92.99
99 AT 12746N	3	1725	215	1 1/8-in.	3/16-in.	7 x 8 1/2 in.	109 lbs.	6.50	129.95
99 AT 12756N	5	1725	215	1 1/8-in.	3/16-in.	7 x 8 1/2 in.	122 lbs.	8.00	164.95

CRAFTSMAN repulsion start . . induction run

3 In rural areas, where the lines are long and the voltage low, repulsion start-induction run provides complete dependability. High torque and low starting current make this motor ideal for barn cleaners, silo unloaders, hay elevators, bunk feeders, heavy duty pumps, and other equipment which starts under heavy loads, even in extremely cold weather when current consumption on the lines is heavy which results in low voltage.

Permanently lubricated ball bearings. Reverse by shifting brushes. Mount in any position, 110-120 or 230-v., 60-c. single-phase AC (7 1/2-HP 230-v. only) open, ventilated frame, 1725 RPM. Single-end shaft.


Catalog Number	HP	Frame size	Shaft diam.	Key width	Base mount	Shpg. wt.	Mo.	Cash
99 AT 12301K	1/2	56	5/8 in.	3/16 in.	3 x 4 3/4 in.	40 lbs.	\$5.00	\$51.99
99 AT 12311K	3/4	56	5/8 in.	3/16 in.	3 x 4 3/4 in.	40 lbs.	5.00	62.99
99 AT 12321L	1	182	7/8 in.	3/16 in.	4 1/2 x 7 1/2 in.	64 lbs.	5.00	79.99
99 AT 12331N	1 1/2	184	1 in.	3/16 in.	5 1/2 x 7 1/2 in.	76 lbs.	5.00	102.95
99 AT 12341N	2	213	1 1/8 in.	3/16 in.	5 1/2 x 8 1/2 in.	95 lbs.	7.00	134.95
99 AT 12401N	3	215	1 1/8 in.	3/16 in.	7 x 8 1/2 in.	112 lbs.	9.00	174.95
99 AT 12411N	5	254U	1 3/8 in.	3/16 in.	8 1/4 x 10 in.	171 lbs.	11.50	244.95
99 AT 12421N	7 1/2	256U	1 3/8 in.	3/16 in.	10x10 in.	198 lbs.	14.50	299.95

CRAFTSMAN REG. U.S. PAT. OFF.

Heavy-duty 3-phase

1/2-HP **\$52.99** \$5 monthly cash

For use on any single-phase application . . if 3-phase power is available . . more efficient



Lower power consumption, smoother operation, higher overload factor on heavy-load, continuous duty applications than with single-phase motors. Use on any application recommended for single-phase motors provided three-phase power is available. Ball bearings sealed—need no lubrication. No moving parts except shaft assembly inside motor. No auxiliary parts or windings needed to start motor. Withstands full voltage starts.

Reversible rotation, 208-220/440-v., 60 or 50-c. AC, 1750/1450 RPM. Single-end shaft. *Before ordering ask your local utility company if 3-phase power (208-220/440-v.) is available.* From factory in Dayton, Ohio. Allow extra time. Pay postage from c.o. plant for mailable items. (No C.O.D. orders.)

Catalog Number	HP	Frame size	Shaft diam.	Key width	Base mount	Shpg. wt.	Month	Cash
F9 AT 12871	1/2	562	5/8-in.	3/16-in.	3 x 4 3/4-in.	29 lbs.	\$5.00	\$52.99
F9 AT 12881	3/4	564	5/8-in.	3/16-in.	3 x 4 3/4-in.	37 lbs.	5.00	57.99
F9 AT 12891	1	182	7/8-in.	3/16-in.	4 1/2 x 7 1/2-in.	55 lbs.	5.00	63.99
F9 AT 12901	1 1/2	184	1-in.	3/16-in.	5 1/2 x 7 1/2-in.	60 lbs.	5.00	68.99
F9 AT 12911	2	184	1 1/8-in.	3/16-in.	5 1/2 x 7 1/2-in.	63 lbs.	5.00	74.99
F9 AT 12921N	3	213	1 1/8-in.	3/16-in.	5 1/2 x 8 1/2-in.	83 lbs.	5.00	84.99
F9 AT 12801N	5	215	1 1/8-in.	3/16-in.	7 x 8 1/2-in.	104 lbs.	5.00	94.99
F9 AT 12811N	7 1/2	254U	1 3/8-in.	3/16-in.	8 1/4 x 10-in.	165 lbs.	6.50	129.95

MOTOR BOOK

Included with each Sears motor. Gives valuable information on motor installation, applications and maintenance.

MOTOR GUARANTEE

We will repair at no charge, any Sears Electric Motor proving defective in materials or workmanship, if returned within one year from date of purchase.



CRAFTSMAN REG. U.S. PAT. OFF.

Flexible Shafts, Accessories

4 **72-inch Shaft.** Extra long . . heavy duty. 1/2-inch wire core. Spiral-steel liner has oil-resistant fabric jacket; reinforced synthetic-rubber cover. Chrome-plated steel motor coupling and knurled handpiece. Extra-large ball bearings. 1/2-inch x 20-thread spindle. Fits any 1/2 or 5/8-inch motor shaft, 1-HP capacity. Operates at 1750 or 3450 RPM.

99 AT 2655L—Shipping weight 12 pounds. . . . \$42.99

5 **50-inch Shaft.** General purpose. 3/8-inch core. Ball-bearing aluminum-alloy handpiece and coupling. Steel end fittings. 1/2-inch x 20-thread spindle. Fits any 1/2 or 5/8-inch motor shaft. 1/2-HP capacity. Operates at 1750 or 3450 RPM.

9 AT 2633—Shipping weight 6 pounds. \$17.99

38-inch Extension for above.

9 AT 2634—Shipping weight 3 lbs. 2 oz. 6.99


(6 and 7) **Wheel Guards.** Hand grip. For 4-in. wheels.

6 Fits 9 AT 2633 above.

9 AT 2637—Shipping weight 1 lb. 8 oz. \$4.79

7 Fits 99 AT 2655L above.

9 AT 2638—Shipping weight 1 lb. 8 oz. 4.79



CRAFTSMAN precision-machined V-pulleys

(1 thru 5) Scientifically designed to give you top working performance. Grooves machined to maximum accuracy . . . helps eliminate belt slipping. All bores reamed to exact size.

For motor pulley diameter—multiply diameter of machine pulley by machine RPM wanted. Divide by motor RPM for motor pulley diam.

For machine pulley diameter—multiply motor pulley diameter by motor RPM. Divide by machine RPM wanted.

Diameters given in tables below and at right are for outer edge of pulleys only.

1 Die-cast Single-groove V-pulleys. Zinc alloy; aluminum finish. Socket-head setscrew. Fit $\frac{3}{8}$ (3L) or $\frac{1}{2}$ -inch (4L) V-belts, except 9AT2800 which is for $\frac{3}{8}$ -inch (3L) belt only. $\frac{3}{8}$, $\frac{1}{2}$ -in. bores have standard keyway.

Catalog Number	Outside diam., in.	Bore size inches	Shpg. wt.		Each
			lbs.	oz.	
9 AT 2800	.11 $\frac{1}{2}$	$\frac{1}{8}$	4		59c
9 AT 28011	.2	$\frac{1}{8}$	5		69c
9 AT 28012	.2	$\frac{3}{8}$	5		69c
9 AT 28021	.2 $\frac{1}{2}$	$\frac{1}{8}$	7		79c
9 AT 28022	.2 $\frac{1}{2}$	$\frac{3}{8}$	7		79c
9 AT 28023	.2 $\frac{1}{2}$	$\frac{1}{2}$	7		79c
9 AT 28031	.3	$\frac{1}{8}$	7		89c
9 AT 28032	.3	$\frac{3}{8}$	8		89c
9 AT 28033	.3	$\frac{1}{2}$	8		89c
*9 AT 28041	.4	$\frac{1}{8}$	10		\$1.04
*9 AT 28042	.4	$\frac{3}{8}$	10		1.09
*9 AT 28043	.4	$\frac{1}{2}$	10		1.09
*9 AT 28051	.5	$\frac{1}{8}$	12		1.29
*9 AT 28052	.5	$\frac{3}{8}$	12		1.29
*9 AT 28053	.5	$\frac{1}{2}$	12		1.29
*9 AT 28061	.6	$\frac{1}{8}$	15		1.49
*9 AT 28062	.6	$\frac{3}{8}$	1		1.49
*9 AT 28063	.6	$\frac{1}{2}$	1		1.49

*These pulleys are spoke type.

2 Hubless Single-groove V-pulleys. Zinc alloy, aluminum finish. Use side by side for multiple drives. Socket head setscrew. Fit $\frac{3}{8}$ -in. (3L) or $\frac{1}{2}$ -in. (4L) V-belts. 2 $\frac{1}{2}$, 3-in. diam. pulleys in $\frac{3}{8}$, $\frac{1}{2}$ -in. bores have standard keyways.

Catalog Number	Outside diameter	Bore size	Shipping weight		Each
			lbs.	oz.	
9 AT 29011	2 in.	$\frac{1}{8}$ in.	5 oz.		.69c
9 AT 29012	2 in.	$\frac{3}{8}$ in.	5 oz.		.69c
9 AT 29021	2 $\frac{1}{2}$ in.	$\frac{1}{8}$ in.	6 oz.		.79c
9 AT 29022	2 $\frac{1}{2}$ in.	$\frac{3}{8}$ in.	6 oz.		.79c
9 AT 29023	2 $\frac{1}{2}$ in.	$\frac{1}{2}$ in.	7 oz.		.79c
9 AT 29031	3 in.	$\frac{1}{8}$ in.	7 oz.		.89c
9 AT 29032	3 in.	$\frac{3}{8}$ in.	8 oz.		.89c
9 AT 29033	3 in.	$\frac{1}{2}$ in.	8 oz.		.89c

3 Cast-iron Single-groove V-pulleys. For $\frac{3}{8}$, $\frac{1}{2}$ -inch (3L-4L) section V-belts. Standard keyway in $\frac{3}{8}$ and $\frac{1}{2}$ -inch bores.

Catalog Number	Outside diam., in.	Bore size inches	Shpg. wt.		Each
			lbs.	oz.	
9 AT 28812	.2	$\frac{3}{8}$	9		\$1.49
9 AT 28822	.2 $\frac{1}{2}$	$\frac{3}{8}$	14		1.79
9 AT 28824	.2 $\frac{1}{2}$	$\frac{1}{2}$	12		1.79
9 AT 28832	.3	$\frac{3}{8}$	1	2	2.09
9 AT 28834	.3	$\frac{1}{2}$	1	2	2.09

For following, order bushings below

9 AT 28847	.4	...	1	12	2.99
9 AT 28857	.5	...	2	10	3.49
*9 AT 28867	.6	...	2	12	4.29
*9 AT 28866	.8 $\frac{1}{2}$...	3	12	4.79

*These pulleys are spoke type.

Bushings . . . for 4 sizes above

Catalog No.	Bore size	Shpg. wt.	Each
9 AT 29171	$\frac{3}{8}$ in.	12 oz.	\$1.59
9 AT 29172	$\frac{1}{2}$ in.	11 oz.	1.59
9 AT 29173	$\frac{3}{4}$ in.	10 oz.	1.59
9 AT 29174	1 in.	9 oz.	1.59
9 AT 29175	1 $\frac{1}{8}$ in.	8 oz.	1.59
9 AT 29177	1 $\frac{1}{2}$ in.	6 oz.	1.59

4 Die-cast Cone V-pulleys. Made of zinc alloy with aluminum finish. 3 or 4 step. Socket-head setscrew. Fit $\frac{3}{8}$, $\frac{1}{2}$ -inch V-belts. $\frac{3}{8}$, $\frac{1}{2}$ -inch bores have standard keyway.

Catalog Number	Bore size, inches	Step diameter, inches	Shpg. wt.		Each
			lbs.	oz.	
9 AT 27881	$\frac{1}{8}$	3 $\frac{3}{8}$, 2 $\frac{1}{2}$, 2	1		\$1.49
9 AT 27882	$\frac{3}{8}$	3 $\frac{3}{8}$, 2 $\frac{1}{2}$, 2	1		1.49
9 AT 27883	$\frac{1}{2}$	3 $\frac{3}{8}$, 2 $\frac{1}{2}$, 2	1		1.49
9 AT 27921	$\frac{1}{8}$	4.3 $\frac{3}{8}$, 2 $\frac{1}{2}$, 2	1	6	1.79
9 AT 27922	$\frac{3}{8}$	4.3 $\frac{3}{8}$, 2 $\frac{1}{2}$, 2	1	7	1.79
9 AT 27923	$\frac{1}{2}$	4.3 $\frac{3}{8}$, 2 $\frac{1}{2}$, 2	1	6	1.79
9 AT 27931	$\frac{1}{8}$	5.4, 3.2	1	9	2.19
9 AT 27932	$\frac{3}{8}$	5.4, 3.2	1	10	2.19
9 AT 27933	$\frac{1}{2}$	5.4, 3.2	1	10	2.19

5 Cast iron 2-groove V-pulleys. For $\frac{3}{8}$ or $\frac{1}{2}$ -inch (3L or 4L section) V-belts. Heavy duty. Precision machined and balanced to give correct belt seating. Precision-ground bores. Standard keyway. Rust-resistant. Socket head set-screw.

Catalog Number	Outside diam., in.	Bore size, inches	Shpg. wt.		Each
			lbs.	oz.	
9 AT 28101	.2	$\frac{3}{8}$	15		\$2.99
9 AT 28102	.2	$\frac{1}{2}$	14		2.99
9 AT 28111	.2 $\frac{1}{2}$	$\frac{3}{8}$	1	5	3.49
9 AT 28112	.2 $\frac{1}{2}$	$\frac{1}{2}$	1	5	3.49
9 AT 28121	.3	$\frac{3}{8}$	1	11	4.29
9 AT 28122	.3	$\frac{1}{2}$	1	11	4.29



CRAFTSMAN V-Belts

Length-coding assures you of perfect matching for multiple drives. Every belt balanced to run true. Tough, yet elastic enough to handle heavy shock loads. High twist cover fabric, neoprene impregnated. Resists oils, heat, etc.

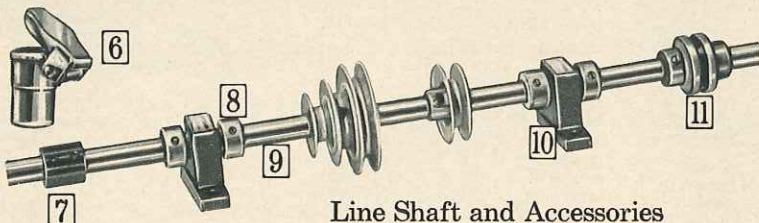


Measuring width: Measure across broader outside surface of belt being replaced (see sketch "A" above).

Measuring length: Measure around outside edge of both pulleys (not in groove). Use steel tape (see sketch "B" above). Check manufacturer's number on your old belt.

Catalog No.	Length	Mfr's. No.	Shpg. wt.	Each
$\frac{3}{8}$-inch . . . 3L-Section				
9 AT 1520	20 in.	3L200	3 oz.	89c
9 AT 1524	24 in.	3L240	3 oz.	89c
9 AT 1528	28 in.	3L280	4 oz.	89c
9 AT 1529	29 in.	3L290	4 oz.	89c
9 AT 1530	30 in.	3L300	4 oz.	89c
9 AT 1533	33 in.	3L330	4 oz.	89c
9 AT 1534	34 in.	3L340	4 oz.	89c
9 AT 1537	37 in.	3L370	4 oz.	99c

Catalog No.	Length	Mfr's. No.	Shpg. wt.	Each
$\frac{1}{2}$-inch . . . 4L-Section				
9 AT 1617	17 in.	4L170	4 oz.	99c
9 AT 1618	18 in.	4L180	4 oz.	99c
9 AT 1619	19 in.	4L190	4 oz.	99c
9 AT 1620	20 in.	4L200	4 oz.	99c
9 AT 1621	21 in.	4L210	4 oz.	99c
9 AT 1622	22 in.	4L220	4 oz.	99c
9 AT 1623	23 in.	4L230	4 oz.	99c
9 AT 1624	24 in.	4L240	4 oz.	99c
9 AT 1625	25 in.	4L250	4 oz.	99c
9 AT 1626	26 in.	4L260	5 oz.	99c
9 AT 1627	27 in.	4L270	5 oz.	99c
9 AT 1628	28 in.	4L280	5 oz.	99c
9 AT 1629	29 in.	4L290	5 oz.	99c
9 AT 1630	30 in.	4L300	5 oz.	99c
9 AT 1631	31 in.	4L310	5 oz.	\$1.09
9 AT 1632	32 in.	4L320	5 oz.	1.09
9 AT 1633	33 in.	4L330	5 oz.	1.09
9 AT 1634	34 in.	4L340	5 oz.	1.09
9 AT 1635	35 in.	4L350	5 oz.	1.09
9 AT 1636	36 in.	4L360	5 oz.	1.09
9 AT 1637	37 in.	4L370	5 oz.	1.09
9 AT 1638	38 in.	4L380	6 oz.	1.09
9 AT 1639	39 in.	4L390	6 oz.	1.09
9 AT 1640	40 in.	4L400	6 oz.	1.09
9 AT 1641	41 in.	4L410	6 oz.	1.19
9 AT 1642	42 in.	4L420	6 oz.	1.19
9 AT 1643	43 in.	4L430	6 oz.	1.19
9 AT 1644	44 in.	4L440	6 oz.	1.19
9 AT 1645	45 in.	4L450	6 oz.	1.19
9 AT 1646	46 in.	4L460	6 oz.	1.19
9 AT 1647	47 in.	4L470	7 oz.	1.19
9 AT 1648	48 in.	4L480	7 oz.	1.19
9 AT 1649	49 in.	4L490	7 oz.	1.19
9 AT 1650	50 in.	4L500	7 oz.	1.19
9 AT 1651	51 in.	4L510	7 oz.	1.39
9 AT 1652	52 in.	4L520	7 oz.	1.39
9 AT 1654	54 in.	4L540	7 oz.	1.39
9 AT 1656	56 in.	4L560	7 oz.	1.49
9 AT 1658	58 in.	4L580	7 oz.	1.49
9 AT 1660	60 in.	4L600	8 oz.	1.49
9 AT 1662	62 in.	4L620	8 oz.	1.49
9 AT 1664	64 in.	4L640	8 oz.	1.49
9 AT 1666	66 in.	4L660	8 oz.	1.49
9 AT 1668	68 in.	4L680	8 oz.	1.49
9 AT 1670	70 in.	4L700	8 oz.	1.59
9 AT 1672	72 in.	4L720	9 oz.	1.59



Line Shaft and Accessories

(7 thru 11) Mount on bench or as overhead drive. Use $\frac{1}{2}$ -HP motor or larger.

Line Shaft—use $\frac{1}{2}$ -inch for light tools; use $\frac{3}{8}$ or $\frac{3}{4}$ -inch for heavier machines, larger motors.


Rigid Coupling—use to connect sections.

Flexible Coupling—use to connect motor to shaft.

Line Shaft Collar—helps prevent endwise drift.

NOTE: (7), (8) and (11) have $\frac{3}{8}$ -in. bore with bushings for $\frac{3}{8}$ and $\frac{1}{2}$ -in. shafts.

Catalog No.	Size	Accessory	Shpg. wt.	Each
6 9 AT 2820	$\frac{1}{4}$ -in.	Cup Oiler	2 oz.	25c
7 9 AT 28394	$\frac{1}{8}$, $\frac{3}{8}$, $\frac{1}{2}$ -in.	Rigid Coupling	8 oz.	\$1.99
8 9 AT 28255	$\frac{1}{8}$, $\frac{3}{8}$, $\frac{1}{2}$ -in.	Line Shaft Collar	6 oz.	69c
9 9 AT 2833	$\frac{1}{2}$ x24-in.	Steel Shaft	1 lb. 15 oz.	1.19
99 AT 2834C	$\frac{1}{2}$ x48-in.	Steel Shaft	3 lbs.	1.89
99 AT 2830C	$\frac{3}{8}$ x48-in.	Steel Shaft	5 lbs.	2.69
99 AT 2835C	$\frac{1}{2}$ x48-in.	Steel Shaft	7 lbs.	3.29
10 9 AT 27501	$\frac{1}{2}$ -in.	Pillow Block	14 oz.	2.29
9 AT 27502	$\frac{3}{8}$ -in.	Pillow Block	14 oz.	2.39
9 AT 27503	$\frac{1}{2}$ -in.	Pillow Block	1 lb.	2.49
11 9 AT 28404	$\frac{1}{2}$, $\frac{3}{8}$, $\frac{1}{2}$ -in.	Flexible Coupling	13 oz.	1.99



CRAFTSMAN Mandrels

$\frac{1}{2}$ -inch size \$9.49 | $\frac{3}{8}$ -inch size \$9.99

Single-end, ball-bearing model. One-piece cast-iron housing prevents misalignment and twisting. Mounting brings shaft closer under top of table for deeper cut. Precision ball bearings are grease sealed for long life. $\frac{3}{8}$ -inch steel shaft. One machined flange; one stamped flange. Pulley end of shaft extends 1 $\frac{1}{2}$ inches; has flat area for pulley setscrew. With right-hand thread only.

$\frac{1}{2}$ -inch size. Shaft is 9 $\frac{1}{4}$ inches long. Arbor end is threaded $\frac{3}{8}$ x 20, extends 1 $\frac{1}{2}$ inches. Both flanges are removable.

9 AT 4953—Shipping weight 3 lbs. 8 oz. \$9.49

$\frac{3}{8}$ -inch size. Shaft is 11 $\frac{3}{4}$ inches long. Arbor end is threaded $\frac{3}{8}$ x 18, extends 1 $\frac{1}{2}$ inches. One fixed flange; one removable flange.


9 AT 4954—Shipping weight 4 lbs. 5 oz. \$9.99

No Money Down on anything Sears sells



Machinists' Vises

Our finest . . . Extra-heavy-duty




3½-inch Jaw size **\$38.99** cash \$5 monthly

Rugged malleable-iron castings—almost unbreakable. Replaceable steel jaw faces are pinned to castings for precision tongue and groove fit. Extra-long back jaw. Precision knurled gripping surface; no screw heads in work face. Self-lubricating graphite-bronze bearings take all the thrust of the steel screw head.

Steel beam protects screw . . . keeps out dust. Steel ball-ends of handle forged right from handle stock . . . can't loosen. Meet Fed. Specs. GGG-V-0041C. "CRAFTSMAN Commercial" story, page 8.


Catalog Number	Jaw size	Opens to	Wt. lbs.	Mo.	Cash
99 AT 5182K	3½ in.	5 in.	33	\$5	\$38.99
99 AT 5183L	4 in.	6 in.	43	5	48.99
99 AT 5184L	4½ in.	7 in.	51	6	59.99



Swivel-base Kits

Convert stationary-base vise to swivel-base vise. Swivels 360°. Gear-like lock-bolt locks tight. Includes: swivel base, lock-bolt, nut and handle, center bolt, washer, spacer, plug for 1 hole. Heavy-duty construction.

Catalog Number	Fits vise	Wt. lbs.	Price
99 AT 5185	99AT5182K	6 2	\$9.99
99 AT 5186	99AT5183L 99AT5184L	8 2	12.99



CRAFTSMAN Bench Vises **\$13.99**

Beam encloses screw . . . can't clog 3½-inch jaw

Heavy-duty steel channel. Jaws can't wobble sideways or up and down. Convenient, built-in pipe jaws. Slanted swivel locking lever, angled away from vise. Vise swivels 165° and locks tight.


Screw handle tapered ends forged from handle stock . . . can't come loose. Zinc-plated handle, screw, lock nut. Fast-acting, Acme-threaded steel screw seated in replaceable malleable iron nut . . . stronger than ordinary vises. Screw protected by channel beam from chips or filings—can't clog. Extra large anvil, anvil horn.

Vise body is reinforced at points of strain. Hardened and tempered replaceable jaw faces. Red finish.

Catalog Number	Jaw size	Opens to	Holds pipe	Shipping weight	Price
99 AT 5180C	3½ in.	4 in.	½ to 1¼ in.	19 lbs.	\$13.99
99 AT 5181L	5 in.	6 in.	½ to 1½ in.	42 lbs.	26.99

Heavy-duty Swivel-base Vise with 4-inch jaws

Perfect for continuous use for mechanics, or shop workers. Malleable-iron castings. Swivel base attaches securely with gear-like lock bolt. Base can be removed for stationary use. Swivels 360° and locks in any position. 4-in. jaws open to 5 in. Jaw depth is 3¾ in. . . designed to take larger loads . . . heavier material. Big heavy duty, ¾-in. diameter acme threaded screw is completely enclosed in a heavy steel channel—no chips or dirt can get inside screw mechanism. Meets Fed. Specs. GGG-V-410a. 99 AT 51777C—Wt. 29 lbs. . \$31.99

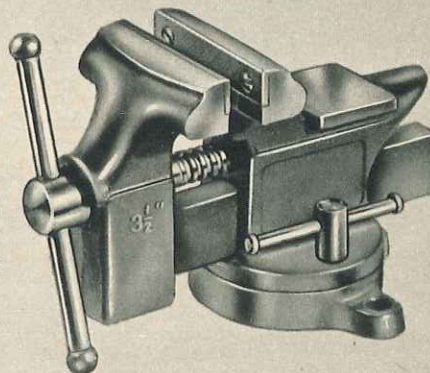


\$31.99 cash \$5 monthly

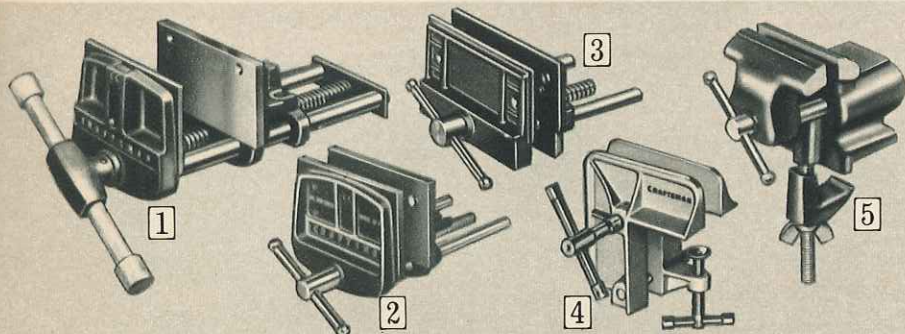
Low-priced Utility Vise

\$7.69

Perfect for the home workshop or small industrial shop



Strong, cast semi-steel body. Handle, screw and lock nut bright-plated for long, rust-free service. 3½-inch jaws open to 3 inches. Jaw faces replaceable. Built-in pipe jaws take ½ to 1-inch diameter pipe. Base swivels 165° . . . locks securely in any position. 9 AT 5177—Shipping weight 11 pounds. \$7.69



1 CRAFTSMAN Professional Woodworker's Vise with handy "instant-hold". Simple to use . . . just turn hardwood handle left and pull out jaw; push jaw closed and turn handle right. . . work-piece is held tight. 4x10-inch jaws have an opening capacity of 12 inches. Guide rods and drag bar keep jaws aligned. Drilled for wood faces. Meets Federal Specifications GGG-00445. 99 AT 5189K—Shpg. wt. 36 lbs. . \$28.99

2 CRAFTSMAN Woodworker's Vise. Sturdy steel handle. Guide rods. Acme thread screw. 4x7-inch jaws, 7-inch capacity. 9 AT 5192—Shpg. wt. 11 lbs. . . . \$13.99

3 Woodworker's Vise. Fits any bench up to 2¼ in. thick. 2½x6½-inch jaws open to 4½ in. Holes in jaws for mounting wood faces. Sturdy steel handle. 9 AT 5187—Shpg. wt. 6 lbs. 4 oz. \$5.99

4 CRAFTSMAN Portable Woodworker's Vise. Lightweight. Aluminum 5½x5½-in. "L" jaws open to 2¾ in. Ideal for clamping doors upright to bench for planing. Fits any bench from ¾ to 2¼ in. thick. 9 AT 5202—Shpg. wt. 2 lbs. 1 oz. \$3.99

5 CRAFTSMAN Clamp Vise. Clamps securely to benches up to 2¼ in. thick. 2½-in. wide jaws open to 2¼ in. Front jaw guides, plated screw, handle. 9 AT 5246—Shpg. wt. 3 lbs. 7 oz. \$3.49

Vacuum-base Portable Vise . . . tops for versatility

\$6.99

Easy to set up where the work is. To attach—just apply slight pressure to top of vise and push lever down . . . holds firmly in any position. To release—just lift the lever and it's off.

Sturdy casting with 2½-in. V-groove steel jaws . . . open to 2 in. 5x4-in. base. 4 in. high. Includes protective slide-on rubber jaws for handling delicate or fragile parts. 9 AT 5174—Shpg. wt. 3 lbs. 5 oz. \$6.99





- A** Exclusive Permanex™ case . . so tough it won't chip, rust, crack or peel
- B** Instant fuel control lever for fast starts . . fuel savings, too
- C** Exclusive 20-micon filtered orifice prevents harmful clogging in burner head for much longer life and maximum performance

CRAFTSMAN
REG. U.S. PAT. OFF.

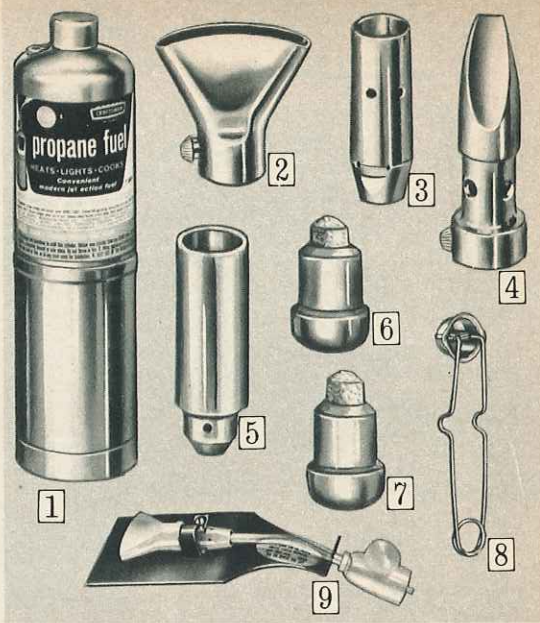
5-piece Propane Torch Kit

You can solder . . thaw locks, pipes or bolts . . bend metals . . sweat fittings . . burn weeds . . and much more

5-piece Kit **\$9.49** | Torch only low as **\$5.99**

Just press lever for instant 2300° flame . . release and flame goes back to pilot. Here's what you get: instant-control torch with pencil-flame burner and cylinder, blow-torch burner head, spark lighter and flame spreader. Also includes 4 replacement orifices with 20-micon filters (2 orifices for each burner head). Permanex polyethylene case with fitted accessory compartment for storage ease. UL listed.

- 9 AT 54012—Shpg. wt. 5 lbs. Kit \$9.49
- Torch only. With pencil-flame burner and cylinder. 9 AT 54202—Shipping weight 3 pounds. \$5.99
- Torch only. As 9 AT 54202, but no fuel-saving control. 9 AT 5421—Shipping weight 2 lbs. 13 oz. \$4.79




Accessories for propane torches

- 1 Replacement Propane Cylinder.** For 9AT54202 and 9AT5421 at left, most other propane torches. 9 AT 5491—Shipping weight each 2 lbs. 1 oz. 99c
- 2 Flame Spreader.** For use with burner head 9 AT 5461. 9 AT 5417—Shipping weight 3 ounces. \$1.09
- 3 Blow-torch Burner Head.** Standard size. Ideal for conventional repair work and thawing jobs. 9 AT 5461—Shipping weight 5 ounces. \$1.99
- Pencil-flame Burner Head.** (Not shown). Specially designed for working in hard-to-reach areas. 9 AT 5415—Shipping weight 5 ounces. \$1.89
- 4 Soldering Tips.** For use with propane torches 9 AT 54202 and 9 AT 5421 described at left. 9 AT 5418— $\frac{3}{4}$ -inch diameter. Shpg. wt. 5 oz. \$1.99
- 9 AT 5433— $\frac{5}{8}$ -inch diameter. Shpg. wt. 3 oz. 1.69
- 5 Heavy-duty 1-inch diameter Burner Head.** Excellent for big soldering repair projects, thawing jobs. 9 AT 53941—Shipping weight 12 ounces. \$3.49
- 6 Orifices for pencil-flame burner head.** Package of 2. 9 AT 54005—Shipping weight 3 oz. Package 69c
- 7 Orifices for blow-torch burner heads.** Package of 2. 9 AT 54605—Shipping weight 3 oz. Package 69c
- 8 Spark Lighter.** Safety cap is included. 9 AT 5440—Shipping weight 4 ounces. 35c
- Flints for spark lighter (8) above. Package of 6. 9 AT 54405—Shipping weight 2 ounces. Package 39c
- 9 Paint Scraper Attachment.** Designed for use with blowtorch burner head and flame spreader. 9 AT 54205—Shipping weight 9 ounces. \$1.09

Gasoline Blow Torches

(10 and 11) All brass replacement pump . . self-lubricating with leak-proof mounting. Rugged cast bronze burner. Convenient automatic check valve. Insulated handle and valve wheel. Handy removable hook for holding the soldering iron securely.

GUARANTEE: We will repair or replace, at our option, without charge any blow torch on this page that shows defects in materials or workmanship, if torch is returned within the time specified.

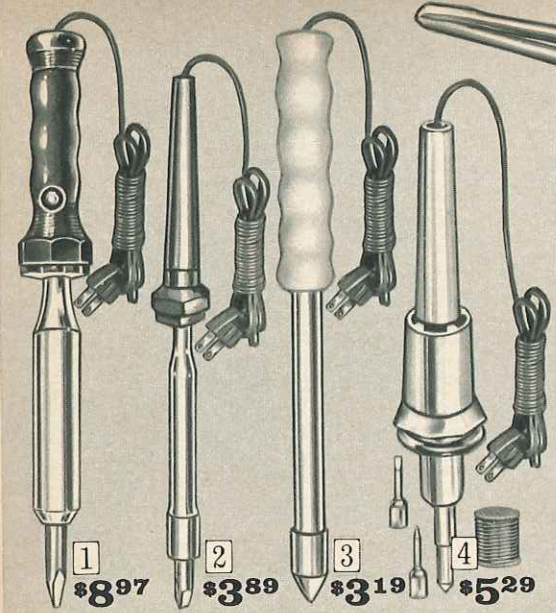


- 10 CRAFTSMAN . . our best.** Seamless, solid brass 1-quart tank. Metal windshield for better heat generation. Massive 1-piece burner with $\frac{7}{8}$ -inch opening . . gives 2200° F. flame. Wire needle keeps orifice clean automatically. Lead-coated, ridge steel bottom. Guaranteed for 1 full year. Shpg. wt. 4 lbs. 11 oz. 9 AT 55425. \$18.99
- 11 Economy model.** Copper-brazed steel. 1-qt. tank. $\frac{3}{4}$ -in. burner opening. Needle valve. 2100° F. flame. Guaranteed 90 days. Shpg. wt. 4 lbs. 2 oz. 9 AT 55443. \$12.49



High-quality Plumbing Accessories and Tools

- 12 CRAFTSMAN Plumber's Gasoline Furnace.** Designed to handle large repair jobs . . melts 20 pounds of lead in about 6 minutes. Concentrated heat at 2250° Fahrenheit. One-gallon capacity steel tank, lead coated both inside and out. Brass pump has automatic check. Valve assembly coil is replaceable as a unit. With copper-brazed joints. Shpg. wt. 13 lbs. 9 AT 5428. \$31.99
- 13 Cast-iron Melting Pot.** For use with gasoline furnace (12) at left. Top diameter is 4 $\frac{3}{4}$ inches. Has a capacity of about 1 $\frac{1}{2}$ pounds. 9 AT 5435—Wt. 2 lbs. 14 oz. \$2.19
- 14 Cast-iron Ladle.** 10-inch handle. Strainer screens out damaging impurities. Capacity 1 $\frac{1}{2}$ pounds. 9 AT 5436—Wt. 1 lb. 14 oz. \$1.49
- 15 Asbestos Joint Runner.** Sturdy cast-iron spring clamp. For use on pipes 2, 4, 5 or 6 inches in diameter. Metal tip. $\frac{3}{4}$ -inch diameter. 9 AT 5439—Wt. 1 lb. 14 oz. \$3.19



1 \$8.97
2 \$3.89
3 \$3.19
4 \$5.29

Electric Soldering Irons

- 1 **CRAFTSMAN 200-watt.** Heavy commercial duty . . . for continuous use. Plastic handle is much stronger than wood. Precision-wound element for extra-heavy duty. 5/8-inch copper tip. Nickel-chrome-plated. 120-volt, AC-DC. UL listed. 9 AT 53831—Shipping weight 1 lb. 15 oz. . \$8.97
- 2 **Pencil-type.** Designed for intricate soldering jobs. Nichrome element. 3/16-inch copper tip heats to 800° F. Rated at 40-w. input at 125 volts. Plastic handle. 120-volts, AC-DC. UL listed. 9 AT 5351—Shipping weight 9 ounces. . . \$3.89
- 3 **Medium-duty.** For general household soldering. Nichrome element. Chrome-nickel-plated finish. Hardwood handle. 120-v., AC-DC UL listed. 9 AT 53792—100-watt. Shpg. wt. 14 oz. . \$3.19
9 AT 54081—75-watt. Shpg. wt. 12 oz. . . 2.49

CRAFTSMAN Soldering Kit . . . ideal for TV technicians

- 4 Includes 40-watt electric soldering iron with 3 interchangeable tips and spool of wire solder. Tips are specially designed for electronic assembly and service soldering. 120-v., AC-DC. UL listed. 9 AT 53512—Shpg. wt. 11 oz. Kit \$5.29

No Money Down on anything Sears sells

SEE PAGE 97



CRAFTSMAN 2-heat Soldering Guns

REG. U.S. PAT. OFF.

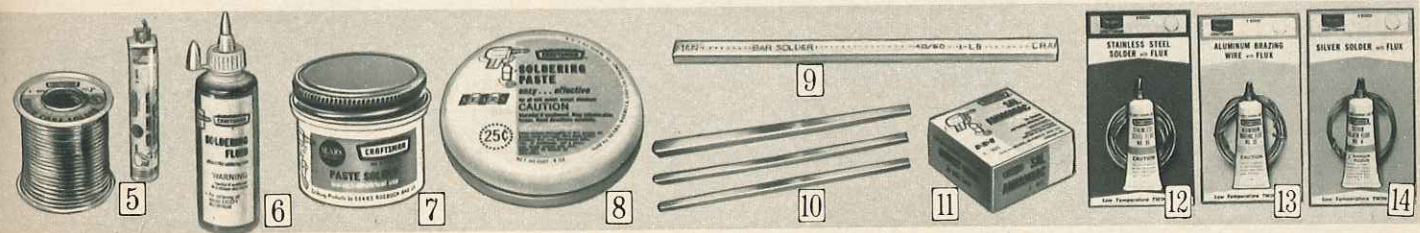
Just twist click-set dial to change from HI to LO heat . . . lets you do many more hobby and workshop jobs

Kit with 100-130-watt gun **\$6.99** | Kit with 150-200-watt gun **\$10.49**

Turn on and off with convenient trigger switch . . . have full control of the tool at all times. Designed and balanced for handling ease. High impact plastic housing. Extra-long, rigid steel tip is first copper, then gold electroplated (makes it non-corrosive). Tip is made extra slender for working in tight places. Can be used to de-solder as well as solder. 6-ft. cord. Operates on 110-120-volt, 60-cycle AC. Kits include exclusive Permanex™ polyethylene case . . . can't chip, rust, crack or peel.

- Kit with 100-130-watt Gun (9AT 5280 below). Includes: one each soldering, plastic-cutting and heat-seal tips. Coil of solder and fitted case. 9 AT 52803—Shpg. wt. 4 lbs. 2 oz. . . Kit \$6.99
- 100-130-watt Gun.** Use LO heat for precision work such as jewelry making, TV soldering, other intricate jobs. Use HI heat for general soldering work in the shop or around the home. 9 AT 5280—Shipping weight 2 lbs. 10 oz. \$4.99
- Replacement Tips for above.** Shpg. wt. 3 oz.
9 AT 52805—Plastic-cutting 55c
9 AT 52823—General-duty 55c
9 AT 52821—Heat-sealing 55c

- Kit with 150-200-watt Gun (9AT 5281 below). With two soldering tips, one plastic-cutting tip, one heat-seal tip. Coil of solder and fitted case. 9 AT 52813—Shpg. wt. 5 lbs. 2 oz. . . . Kit \$10.49
- 150-200-watt Gun.** Use LO heat for general soldering. Use HI heat for heavy-duty jobs needing more heat than is available from gun 9AT 5280 at left. 9 AT 5281—Shipping weight 3 lbs. 12 oz. . \$7.69
- Replacement Tips for above.** Shpg. wt. 3 oz.
9 AT 52816—Plastic-cutting 55c
9 AT 52815—Heavy-duty 55c
9 AT 52823—General-duty 55c
9 AT 52821—Heat-sealing 55c



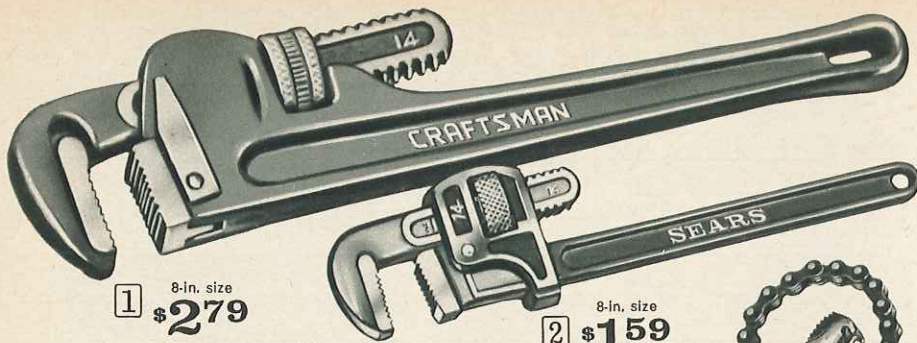
Use the right Solder and Soldering Accessories, Supplies

- 5 **CRAFTSMAN Wire Solder.** Meets Fed. Specs. QQ-S-571d. Acid, rosin-core solders have flux in core . . . need no paste. (See % of tin and lead in table below.)
- | Cat. No. | Quantity | Tin/Lead | Shpg. wt. | Each |
|---|-------------|----------|-------------|--------|
| Solid Wire Solder. For general work | | | | |
| 9 AT 8053 | 1-lb. spool | 40/60 | 1 lb. 3 oz. | \$1.99 |
| 9 AT 8054 | 1-lb. spool | 50/50 | 1 lb. 3 oz. | 2.19 |
| Acid Core Solder. For general use only | | | | |
| 9 AT 8079 | 10-ft. coil | 40/60 | 5 oz. | .69c |
| 9 AT 8051 | 1-lb. spool | 40/60 | 1 lb. 3 oz. | \$1.99 |
| Rosin Core Solder. For electrical work | | | | |
| 9 AT 8078 | 10-ft. coil | 40/60 | 5 oz. | .69c |
| 9 AT 8052 | 1-lb. spool | 40/60 | 1 lb. 3 oz. | \$1.99 |
| 9 AT 8089 | 10-ft. coil | 60/40* | 4 oz. | .69c |
- *For printed circuits, fine work.

- 6 **CRAFTSMAN Soldering Fluid.** For all metals except aluminum. Use as flux. 6-oz. bottle. Shipping weight 12 ounces. 9 AT 8073 49c
- 7 **CRAFTSMAN Paste Solder.** Flux and cleaner in one . . . 50% tin and 50% lead. 8-oz. jar. Shipping weight 12 ounces. 9 AT 8081 \$2.39
- 8 **Soldering Paste.** Use for most metals except aluminum. Use it as flux. Comes in 3-oz. can. Shipping weight 8 ounces. 9 AT 80751 35c

- 9 **Extruded Bar Solder.** Requires flux. 1-pound bar. 40% tin; 60% lead. 9 AT 8057—Wt. 1 lb. 3 oz. \$1.99
50% tin; 50% lead. 9 AT 8058—Wt. 1 lb. 3 oz. 2.09
- 10 **Aluminum Solder.** Needs no flux. Package of three 2-oz. rods. Shipping weight 10 oz. 9 AT 80972 Package \$1.29
- 11 **CRAFTSMAN Sal Ammoniac.** Solid 4-ounce package. Shipping weight 7 ounces. 9 AT 8071 Package 35c

- 12 **Stainless Steel Solder and Flux.** For general purpose soldering. Approximately 100 in. long. 9 AT 80992—Shpg. wt. 4 oz. \$1.39
- 13 **Aluminum Brazing Alloy and Flux.** For nickel alloys, copper, soldering aluminum to dissimilar metals. Approximately 96 in. long. 9 AT 80994—Shpg. wt. 3 oz. \$1.39
- 14 **Silver Solder and Flux.** For soldering alloy steel. Approximately 60 inches long. 9 AT 80993—Shpg. wt. 3 oz. \$1.49



1 8-in. size
\$2.79

2 8-in. size
\$1.59

Professional-quality Pipe Wrenches

1 **CRAFTSMAN Heavy Duty**. American made. Rugged professional quality. One-piece frame, housing and handle. Replaceable forged-steel jaws . . . milled teeth. Exceed Federal Specs. GGG-W-651c, Type II, Class A.

Catalog Number	Size in.	Takes Pipe	Shpg. wt. lbs. oz.	Price
9 AT 55670	8	1 in.	1 2	\$2.79
9 AT 55671	10	1½ in.	2 2	3.59
9 AT 55672	14	2 in.	3 10	4.89
9 AT 55673	18	2½ in.	5 10	6.79
9 AT 55674	24	3 in.	9 13	10.79

Heavy-duty Pipe Wrench (not shown). Same pattern as above. From Japan.

10-inch size, 1½-inch capacity.
9 AT 30851—Wt. 1 lb. 12 oz. . . . \$2.69

14-inch size, 2-inch capacity.
9 AT 30852—Wt. 3 lbs. 6 oz. . . . 3.69

2 **Stillson-pattern All-forged**. Made in Japan to Sears rigid specifications. Steel jaws . . . milled teeth—pitched to force work into jaws, not out. Forged-steel handle and jaws.

Catalog Number	Size in.	Takes Pipe	Shpg. wt. lbs. oz.	Price
9 AT 30881	8	¾ in.	1 13	\$1.59
9 AT 30882	10	1 in.	1 7	1.99
9 AT 30883	14	1½ in.	2 9	2.89
9 AT 30884	18	2 in.	4 3	3.99

3 **CRAFTSMAN Reversing Chain Pipe Wrench**. Reverse or take new bite without removing wrench from work. Ideal for use in tight places. Fits any pipe, conduit, or irregular shaped material—even change spin-type oil filters.

Drop-forged steel body . . . nickel-chrome plated. 12-inch handle; 15-inch chain. 2 sets of teeth. Capacity up to 4 inches.
9 AT 55713—Wt. 2 lbs. 2 oz. . . . \$4.99

Professional quality Plumbing Tools

4 **CRAFTSMAN Basin Wrench**. Self-adjusting forged steel jaws. Extra long handle makes faucet nuts easier to remove. 11-in. handle is square for firm wrench grip.
Shipping weight 1 lb. 4 oz.
9 AT 55683 \$2.49

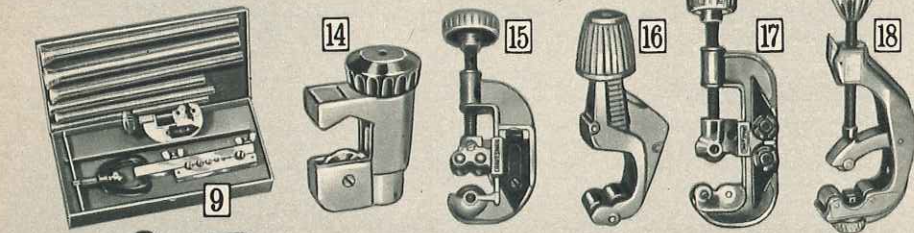
5 **Angle Tapered Seat Wrench**. Designed to remove or insert all types of faucet seats. Makes easier work of a tough job. Hardened steel is cadmium plated to resist rust. Wrench is "L" shaped for just the right angle.
One leg is 6 inches long, tapered at the end to a 3/16-inch square. Other leg is 7 inches long, tapered at the end to 5/16-inch square. 1/2-inch shank diameter.
Shipping weight 13 ounces.
9 AT 55682 \$1.19

6 **Large Strap Wrench**. One-piece cast iron head and handle. 12-inch handle. Breaking strength 3500 pounds. 1/2 to 2-inch capacity.
Shipping weight 1 lb. 12 oz.
9 AT 55706 \$3.49

7 **Small Strap Wrench**. Cast iron head, 6 inch size. Breaking strength, 1000 lbs. 1/8 to 1 inch capacity. Sturdy strap.
9 AT 55705—Wt. 11 oz. . . . \$1.69

8 **Adjustable Slip and Lock Nut Wrench**. Shaped for slip-nuts on "P" or "S" sink traps. Also for lock-nuts, spudnuts, and bonnet caps. Jaw adjusts from 3/4-in. to 3 in. Cadmium plated. 10 1/2 in. long.
Shipping weight 1 lb. 8 oz.
9 AT 55685 \$2.19

Cut, bend, flare and join tubing accurately with CRAFTSMAN Flaring or Swaging Tool Sets



9 **9-piece Flaring Tool Set**. Handles copper, aluminum, brass . . . thin wall tubing. Flaring tool (10); 6-pc. tube-bending set (12); cutter (15) included. *These items listed separately below and at right.* Comes in convenient metal case.
9 AT 55271—Wt. 7 lbs. 14 oz. . . . \$9.99

10 **Flaring Tool**. For 7 sizes: 3/16 to 3/8-inch O.D. Yoke, swivel cone slide bar handle. Meets Federal Specifications GGG-C-451, Type I, class 2, style A.
9 AT 55371—Wt. 2 lbs. 14 oz. . . . \$4.89

11 **Extra heavy-duty Flaring Tool**. 8 sizes: for 3/16 to 3/4-in. O.D. Rigid, ductile iron frame. Hardened steel die bar and handle. Spring loaded handles. Plunger centers tool. Meets Fed. Specs. GGG-F-451 Type I, class 2, style A.
Shipping weight 3 pounds.
9 AT 55481 \$11.99

12 **6-piece Tube Bending Set**. For tubing 1/4 to 3/8-inch outside diameters. Tempered, spring-steel tubes, flared ends. Cadmium plated. Meets Federal Specifications GGG-B-191a, Type I, class 2, style A.
Shipping weight 2 lbs. 2 oz.
9 AT 55411 Set \$2.49

13 **Swage Set**. For 5/16 to 1/2-inch O.D. tubing. Join tubing of same diameter without couplings.
Shipping weight 1 lb. 10 oz.
9 AT 5520 \$6.59

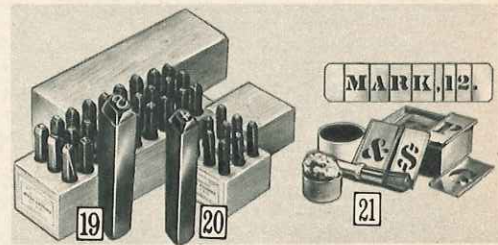
14 **Close-quarter Tubing Cutter**. Capacity for 1/8 to 1/2-inch tubing (outside diameter). Made to get into small corners and areas where standard cutters cannot operate. Needs only 1 1/2-inch clearance. Steel cutting wheel.
9 AT 5560—Wt. 6 oz. \$1.59

15 **Tubing Cutter**. Tough, alloy steel wheel. Two facing rollers. Easy-grip feed knob. Cuts tubing up to one inch diameter. Slide lock safety reamers.
9 AT 5533—Wt. 1 lb. \$2.09

16 **Heavy-duty Tubing Cutter**. 2 alloy steel cutting wheels; 2 facing rollers cut cleanly with little burring. Capacity up to 1 1/2-inch. Slide-lock safety reamer and large, easy-to-grip feed knob. Enclosed feed design with flare groove rollers, retractable reamer.
9 AT 5531—Shpg. wt. 1 lb. 2 oz. \$3.19

17 **Tubing Cutter**. For 1/4 to 1 1/2-inch tubing (outside diameter). Cuts with minimum pressure and without distortion. Thin wheel reduces burrs. Strong, rigid zinc die-cast frame.
9 AT 5528—Wt. 2 lbs. 5 oz. . . . \$4.19

18 **Tubing Cutter**. For 1 to 3 1/2 inch tubing (O.D.) Aluminum frame . . . with thin cutting wheel. 2 facing rollers. Spring release adjusts to pipe size. Extra wheel.
9 AT 55387—Wt. 2 lbs. 14 oz. . . \$12.99



(19 and 20) **Steel Letter and Figure Stamp Sets**. Mark wood, leather, and metal. Sturdy hardened steel faces. In wood box.

19 **Set of Alphabet and period**. Two sizes.
9 AT 37924—1/8-in. size. Wt. 1 lb. 12 oz. Set \$6.49
9 AT 37925—3/16-in. size. Wt. 2 lbs. 11 oz. Set 7.99

20 **Set of 0 to 9** (6 inverts to 9). Two sizes.
9 AT 37912—1/8-inch size. Wt. 13 oz. . . . Set \$2.79
9 AT 37913—3/16-in. size. Wt. 1 lb. 2 oz. . . . Set 3.19

21 **81-piece Stencil Set**. Brass letter interlock. You get: 2 each (A thru P and R, S, T, U, W), 1 each (O, V, X, Y, Z), 2 each (0 thru 9). 1 each blank beginner, 1 ender, period ender, comma, apostrophe, 2 spacers, 2 periods, dollar sign, cent sign, ampersand, 2 Brush, ink. Meets Federal Specifications. RR-S-714a.
9 AT 37851—1-inch size. Wt. 1 lb. 2 oz. . . . Set \$6.99
9 AT 37852—2-inch size. Wt. 2 lbs. 4 oz. . . . Set 10.49



CRAFTSMAN Electric Marking Tool

Protect your property. Fast, easy . . . no special skill required to operate. Inscrives names, sizes, identifying codes, numbers etc. on glass, wood, plastic, copper, brass, steel, any hard surface . . . permanently.

Marks cannot be erased, torn away, or rubbed off. Ideal for home use . . . for hobbyists, mechanics. Adjustable stroke. 7200 strokes per minute. Tungsten carbide tip. 110-120-v., 60-c. 0.1 amp. AC. 6-ft. cord.
9 AT 4295—Shpg. wt. 1 lb. \$10.49


No Money Down on anything Sears sells



CRAFTSMAN Pipe Threader \$15.99

Solid 2-die set. Professional quality. Double-thread throats give easier starting with extra-fine threads. Self-feeding inserted tool steel cutters. Solid guide bushings included.

Threads 1/2 and 3/4-inch pipe. 2x2-inch dies. Cuts National pipe threads (NPT). 1/2 pint thread cutting oil. 9 AT 5524—Shipping weight 7 pounds. Set \$15.99



CRAFTSMAN COMMERCIAL

5-die set
\$37.99

PIPE THREADER

Chip ejectors eliminate clog

Ratchet Solid-Die Sets. Double-thread throats give you easier starting because starting threads are extra fine. Ratchet action pumps dies on pipe. Double pawls reduce lost motion 50%. Self-feeding, inserted tool steel cutters, cuts right-hand National pipe threads (NPT). Solid cast guide bushings. 1/2-pint thread cutting oil. Metal carrying rack with all sets except 99 AT 5386C. Designed for professional use.

With five 2x2-in. For 1/4, 3/8, 1/2, 3/4, 1 in. 99 AT 5385C—Wt. 14 lbs. Set \$37.99

With four 2 1/2 x 2 1/2-in. 1/2, 3/4, 1, 1 1/4 in. 99 AT 5390C—Wt. 18 lbs. Set \$35.99

With three 2x2-in. For 1/2, 3/4, 1-in. pipe. 99 AT 5395C—Wt. 13 lbs. Set \$28.99

With three 4x4-in. For 1 1/4, 1 1/2, 2 in. 99 AT 5386C—Wt. 20 lbs. Set \$33.99



Thread-cutting Oil. 1/2 pint of high grade, dark filtered oil. Preserves die temper. Use this oil liberally for best results. 9 AT 5521—Shpg. wt. 13 oz. 69c

Solid Dies. These dies are designed for lasting sharpness and long wear. For use with solid die stocks in sets above; also most other standard makes. Double-thread throats give you easier starting because the starting threads are extra fine.


Fit 2x2-inch stock. Shpg. wt. 9 oz. Each \$4.79
9AT55101-1/4 in. 9AT55103-1/2 in. 9AT55105-1 in.
9AT55102-3/8 in. 9AT55104-3/4 in.

Fit 2 1/2 x 2 1/2-inch stock. Shpg. wt. 13 oz. Each \$5.49
9AT54701-1/4 in. 9AT54703-1/2 in. 9AT54705-1 in.
9AT54702-3/8 in. 9AT54704-3/4 in. 9AT54706-1 1/4 in.

Fit 4x4-inch stock. Wt. 2 lbs. 2 oz. Each \$7.79
9AT54721-1/2 in. 9AT54723-1 in. 9AT54725-1 1/2 in.
9AT54722-3/4 in. 9AT54724-1 1/4 in. 9AT54726-2 in.



These dies are top professional quality



Taps, Reamers, Cutters, Vises

1 Taper-style Pipe Taps. Made of Kromedge® steel. Stays sharp MUCH longer than ordinary steel! Cut right hand. National pipe threads (NPT). Tool steel; heat-treated and hardened. Self-threading. Professional quality. Meet Federal Specifications, GGG-T-60.

Catalog Number	Size in.	Thrs. per in.	Shpg. wt.	Each
9AT54531	1/8	27	3 oz.	79c
9AT54532	1/4	18	4 oz.	99c
9AT54533	3/8	18	5 oz.	\$1.29
9AT54534	1/2	14	6 oz.	2.09
9AT54535	3/4	14	10 oz.	3.29
9AT54536	1	11 1/2	1 lb.	4.79

2 CRAFTSMAN Burring Reamers. Spiral flutes. Tapered square shank for bit brace. Tool steel. For pipe 1/4 to 1 1/4 in. 9AT 5513—Wt. 10 oz. . . . \$3.69
9AT 5514—Wt. 1 lb. 5 oz. 5.69

3 CRAFTSMAN Pipe Cutter. Heavy duty professional quality. Alloy-steel cutting wheel. 2 rollers. No 2 size; cuts pipe 1/2 to 2 in. 9AT 55072—Wt. 6 lbs. \$17.99

Extra Cutting Wheel for Cutter 9 AT 55072 above. 9AT 55033—Wt. 2 oz. . . \$1.29

4 Saunders-type Pipe Cutter. Has 1 thin tool-steel cutting wheel; 2 hardened steel rollers. No. 1. Cuts pipe 1/4 to 1 in. 9AT 55021—Wt. 3 lbs. 7 oz. . . \$7.49
No. 2. Cuts pipe 1/2 to 2 in. 9AT 55022—Wt. 6 lbs. 13 oz. . . 10.69

Extra Cutting Wheels. No. 1 fits 9AT 55021 above; and No. 2 fits 9AT 55022, former 9-5507. 9AT 55031—No. 1. Wt. 2 oz. . . \$1.29
9AT 55032—No. 2. Wt. 2 oz. . . 1.49

5 Chain-type Pipe Vise. Hardened steel chain with 8000-lb. breaking strength. Ductile iron frame, jaws. Takes pipe to 3 in. 9AT 5557—Wt. 5 lbs. 6 oz. . . \$8.99

Pipe Vises

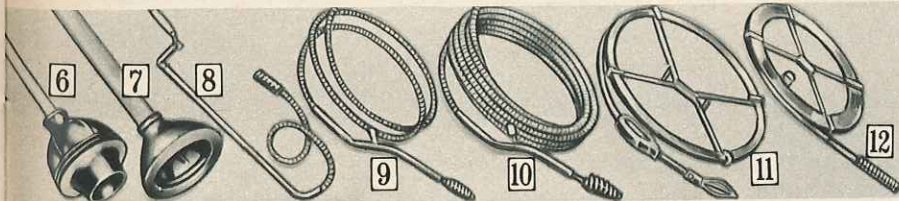

Spring-release type \$16.49

Quick-action spring-release vise with 1/4 to 2 1/2-inch capacity. Adjusts instantly to pipe. Yoke, base are malleable alloy. Top and bottom jaws tool steel. Three-way top jaw for 3 times longer wear. Vertical benders on each side. Shipping weight 16 pounds. 99 AT 5555C. \$16.49

Pipe Vises. Malleable iron frame, 3 replaceable alloy steel jaws. Reversible, automatic lock.

1/2 to 1 1/2-inch capacity. 9AT 5551—Wt. 4 lbs. 7 oz. . . . \$5.99

1/2 to 2 1/2-inch capacity. 99 AT 5553C—Shpg. wt. 10 lbs. . 11.99



6 Two-way Rubber Force Cup. Super suction action. Use with bottom extended (as shown) for toilets. Can be tucked in bottom for sinks. Ribbed inside and outside for extra strength. . . long service. Wt. 1 lb. 10 oz. 9 AT 5525. \$1.89

7 Rubber Force Cup. For use in sinks, toilets, etc. 24-in. wood handle; threaded 5 1/4-in. cup, ribbed interior. 9 AT 5526—Wt. 1 lb. 6 oz. . . 59c

8 Closet Auger. Flexible coil of zinc-plated spring steel; slides in steel tube. Steel crank; wood handle. Removable wire cork-screw. Has rubber guard. 5 1/2 feet long overall. Shpg. wt. 3 lbs. 99 AT 5534C. \$2.49

9 Coil-type Cleanout Auger. Turn of handle twists wire hook. Zinc-plated coil spring, 1/4-in. diameter, 6 feet long. Shpg. wt. 1 lb. 2 oz. 9 AT 5530. \$1.59

10 Drain and Trap Auger. Extra flexible. Sharp hook breaks through tough stoppages to open drain. 3/8-in. coiled spring steel. Auger handle grips spring at any point. Zinc-plated to resist rust. Choice of 3 sizes below. 15 ft. Shpg. wt. 4 lbs. 9 AT 55361. Each \$2.99
25 ft. Shpg. wt. 6 lbs. 2 oz. 9 AT 55362. Each \$4.39
50 ft. Shpg. wt. 12 lbs. 99 AT 55345. Each 6.99

11 Flat Sewer Rods. Spring steel. 1/16 in. thick. Revolving spear point clears quickly. Special sliding handle grips rod at any point. Steel frame holds rod for compact storage. 50-foot Rod; 1/2 inch wide. 99 AT 5509C—Wt. 8 lbs. . . \$7.99
50-foot Rod; 3/8 in. wide. 99 AT 5539C—Wt. 10 lbs. . 9.99
100-ft. Rod; 3/8 in. wide. 99 AT 5540C—Wt. 18 lbs. 15.99

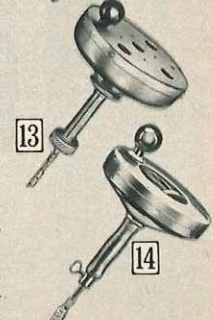

12 Hook-end Cleanout Auger. Thin, flat clock-spring steel. . . strong, yet flexible. 25 feet long, 1/4 inch wide. Will not kink. Holder for storage. Wt. 1 lb. 2 oz. 9 AT 5532. \$1.49

Drain Augers

For electric drills. Clear clogged-up plumbing the easy way. Connect auger to 1/4 or 3/8-in. electric drill. Insert spear point in drain opening. . . flip switch. In moments normal stoppages in sink, bathtub or floor drain can be cleared. Drop-head type spear point revolves as it digs. 25 ft. of flexible piano wire goes around sharp bends in sewer line. Rotation is reversible. Stores in steel container. Auger diam. 1/4 in. 9AT 1845—Wt. 12 lbs. . . . \$24.99

13 25-ft. Self-storing Drain Auger. 1/4-in. wire coil rolls up in steel container. Tumble head with 2 universal joints turns corners—travels down waste pipe rather than up stack. Rotate knob to open drain. 9AT 55356—Wt. 6 lbs. 2 oz. . \$8.99

14 15-ft. Self-storing Drain Auger. 1/4-in. spring steel coil rolls up in steel container. Rotate knob to open drain. 9AT 5547—Wt. 3 lbs. 12 oz. . \$4.79





Glue or caulk electrically
.. and it hardens in 60 seconds

Sears Electric Glue Gun \$5.49

- So fast, so neat .. no more fussing with hard-to-open bottles or tubes
- So handy .. great for dozens of repair jobs .. all around the house

Just plug in, insert glue stick (4 glue and 3 sealer sticks included) and push down with your thumb. Instantly hot-melted glue flows from the tip. Lets you apply glue exactly where you want it—no mess on fingers or clothing. Fasten wood, pottery, plastic, metal, leather .. almost any material. Use sealer for waterproof caulking of bathtubs, tiles, boats, gutters, etc. 6-ft. cord. Listed by Underwriters Laboratories, Inc. 110-120-volt, 60-cycle AC-DC.

- 9 AT 80501—Shipping weight 15 ounces..... \$5.49
- 9 AT 80504—Extra Glue Sticks. Box of 60. Shipping weight 14 oz..... Box 2.49
- 9 AT 80506—Extra Sealer Sticks. Box of 60. Shipping weight 1 lb..... Box 2.49



Adhesives for every shop and home purpose

1 Plastic Rubber. Vulcanizes without use of heat. Rubber in putty form .. molds into any shape. Use it for waterproofing, insulating, caulking .. repair rubbers, raincoats, etc. Stays elastic. Expands, contracts with temporary changes. 4-oz. tube. Shipping weight 8 oz.
9 AT 8067..... Tube 59c

2 Household Cement. For most home and shop jobs. Vinyl base. Mends vinyl plastics, china, glass, ceramics, cloth, paper and leather. Dries clear .. won't stain. Waterproof—use indoors or out. Dries fast. Hardens with age. 2-oz. tube. Shipping weight 4 oz.
9 AT 8068..... Tube 49c

3 Hide Glue. The right glue for cabinet making. Makes a durable wood bonding that's stronger than the wood itself. Also for fabrics, leather, cardboard and other porous materials. In squeeze bottle.

Catalog No.	Size	Shpg. wt.	Each
9 AT 80620	2-ounce	5 ounces	29c
9 AT 80622	4-ounce	8 ounces	49c
9 AT 80623	8-ounce	14 ounces	89c

4 Weatherstrip Adhesive. Adheres to glass, rubber, metal, wood or cloth. Use for auto door gaskets, sponge rubber stripping. 5-oz. tube.
9 AT 8076—Shpg. wt. 8 oz. Tube 59c

5 Stitchless Mender. Mends, patches .. stops raveling, runs in fabrics. Bonds leather to fabrics. 2-oz. tube.
9 AT 8070—Shpg. wt. 5 oz. Tube 59c

6 Patch All. Solders, seals, patches. For auto, home, shop. No tools, heat or flame needed. Bonds to metal, wood, leather, etc. 5½-oz. tube.
9 AT 8069—Shpg. wt. 10 oz. Tube 69c

7 Styrene Cement. Clear, waterproof liquid. For welding model cars, planes, other polystyrene plastic items. Sets in 5 to 15 min. 1-oz. tube.
9 AT 8050—Shpg. wt. 4 oz. Tube 19c

8 Epoxy Cement. World's strongest cement! Bonds wood, metals, pottery, porous materials, most plastics. Water and shrink-proof. Set of two 1-ounce tubes: (1) resin, (2) hardener.
9 AT 8059—Shpg. wt. 6 oz. Set 59c

9 White Rubber Cement. 4-oz. jar.
9 AT 80771—Shpg. wt. 10 oz. Set 39c

10 Pliobond®. Bonds fabric to fabric and to leather. 1¼-oz. tube.
9 AT 8072—Shpg. wt. 5 oz. Tube 59c

11 Filled Epoxy Cement. World's strongest. Patch holes in auto bodies, boats, hard plastics, tile, etc. Can be sanded, drilled, filed. Set of two tubes: 5-oz. tube of resin and 5-oz. tube of hardener. Shipping weight 1 lb. 1 oz.
9 AT 80605..... Set \$1.89

12 Contact Cement. For no-clamp bonding of plastic laminates to tables, sinks, cabinets, etc. Bonds porous and non-porous materials to wood, rubber, leather.

Catalog No.	Size	Shipping wt.	Each
9 AT 80651	4 oz.	8 oz.	49c
9 AT 80652	16 oz.	1 lb. 4 oz.	\$1.29
9 AT 80653	1 qt.	2 lbs. 5 oz.	2.09

13 Plastic Resin Glue. For furniture, veneering, cabinetmaking. Resists water, won't stain. In can.

Catalog No.	Size	Shipping wt.	Each
9 AT 80661	2½ oz.	8 oz.	39c
9 AT 80662	5 oz.	10 oz.	59c
9 AT 80663	12 oz.	1 lb. 1 oz.	99c

14 Waterproof Glue. Bonds porous materials. For boats, outdoor furniture, etc.

Set of 1-pint can liquid resin, 5-oz. can powdered catalyst. Mix together to use.
9 AT 80642—Wt. 2 lbs. Set \$3.19

15 Casein Glue. Bonds wood, porous materials. For use outdoors or in humid areas .. resists water, sets at low temperature. 12-ounce can. Shipping weight 1 lb. 2 oz.
9 AT 8063..... Can 79c

16 All-purpose White Glue. Sets quickly, dries clear. For mosaic tiles, to repair furniture, dolls, etc.

Catalog No.	Size	Shpg. wt.	Each
9 AT 80611	2-oz.	5 oz.	25c
9 AT 80612	4-oz.	8 oz.	39c
9 AT 80613	8-oz.	14 oz.	69c
9 AT 80614	16-oz.	1 lb. 8 oz.	\$1.19
9 AT 80615	1-qt.	2 lbs. 10 oz.	1.99
9 AT 80616C	1-gal.	11 lbs.	5.49

You can equip a complete workshop from this book. See index, page 97.

Lubricants and Rust-preventives Belt Dressing and Lock Defroster



17 Silicone Spray. Lubricant for rubber, metal and wood. Net wt. 8 oz.
9 AT 5576—Shpg. wt. 1 lb. Can 99c
Rust Preventive Oil. In spray can.
9 AT 55762—Net wt. 5 oz. Wt. 11 oz. 69c

18 Penetrating Oil. For rusty joints.
9 AT 5593—Net wt. 4 oz. Wt. 7 oz. 35c
9 AT 55931—1-pt. can. Wt. 1 lb. 6 oz. 59c
9 AT 55932—6-oz. spray can. Wt. 11 oz. 79c

19 Non-corrosive Oil. Light-duty for general household use. Net wt. 4 oz.
9 AT 5594—Shipping weight 7 oz. 25c
9 AT 55941—1-qt. can. Wt. 1 lb. 7 oz. 89c
Clippers, Shaver Oil. Tube. Net ½ oz.
9 AT 55745—Shipping weight 4 oz. 29c
Fine Household Oil. Can. Net 4 oz.
9 AT 55943—Shipping weight 7 oz. 29c

20 Rubber Lubricant. Net wt. 8 oz.
9 AT 55942—Shpg. wt. 12 oz. 49c

21 Belt Dressing. Net wt. 4 oz.
9 AT 55944—Shpg. wt. 7 oz. 49c

22 Elec. Motor Oil (turbine oil).
9 AT 55766—8-oz. net. Wt. 12 oz. 49c

23 Gear Case Lubricant. Wt. 4 oz.
9 AT 2593—Shipping wt. 9 oz. 69c

24 Lubrication Kit. 1 vial each; light machine oil, dry and graphite oil.
9 AT 55741—Shpg. wt. 6 oz. Kit 79c

25 Graphite Oil. ½-oz. net weight.
9 AT 5574—Shpg. wt. 3 oz. 25c


Graphite Powder. ¼-oz. net weight.
9 AT 55742—Shpg. wt. 3 oz. 25c
9 AT 55772—1½-oz. net. Wt. 5 oz. 69c

Dry White Lube. ½-oz. net weight.
9 AT 55744—Shpg. wt. 3 oz. 25c

Graphite Penetrating Oil.
9 AT 55743—4-oz. net. Wt. 8 oz. 39c

26 1-ounce Silicone Grease Stick.
9 AT 5577—Shpg. wt. 4 oz. 29c





4-piece Set
\$8.49

Our Best CRAFTSMAN Wood Chisels

REG. U.S. PAT. OFF.

Austempered to stay super sharp . . . tough plastic handles take terrific punishment, last much longer than ordinary wood handles.

Here's a chisel that's rugged . . . built to give you long-lasting service. Each 2½-inch blade is precision-made from chrome-vanadium steel, then austempered for maximum toughness and edge-holding quality. Next, blade is precision ground and polished to a mirror-bright finish.

Blade is finally polished, heavily lacquered to resist rust. Tang extends completely into tough plastic handle. Blades forged in Holland.

Set of 4 Chisels. Most used sizes, ¼, ½, ¾ and 1 inch. Complete with durable plastic pouch.
9 AT 36866—Wt. 1 lb. 12 oz. . . . Set **\$8.49**


Catalog No.	Width	Shpg. wt.	Each	Catalog No.	Width	Shpg. wt.	Each
Individual Chisels				Individual Chisels (continued)			
9 AT 36861	¼ inch	... 8 oz.	\$1.99	9 AT 36864	1 inch	... 9 oz.	\$2.69
9 AT 36862	½ inch	... 8 oz.	2.29	9 AT 36865	1¼ inch	... 9 oz.	2.99
9 AT 36863	¾ inch	... 8 oz.	2.49				

All forged alloy steel. Chrome plated. Austempered for toughness. Precision ground bevels and cutting edge. Hexagonal shank. Round head.

Set of 4 Chisels in plastic pouch. ¼, ½, ¾ and 1 inch . . . these are most-used sizes. Lightweight, convenient, (see complete listing of sizes below).
9 AT 36860—Wt. 1 lb. 5 oz. . . . Set **\$4.99**

Individual Chisels. 2½-inch size is double beveled. Hammer forged. Hold their keen edge . . . withstand punishing blows and side-pull.

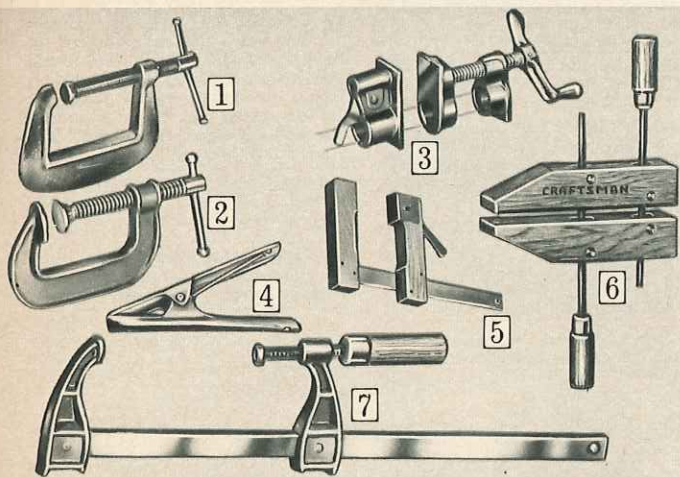
Catalog No.	Width	Shpg. wt.	Each
9 AT 36871	¼ in.	... 3 oz.	\$1.09
9 AT 36872	½ in.	... 5 oz.	1.29
9 AT 36873	¾ in.	... 6 oz.	1.49
9 AT 36874	1 in.	... 11 oz.	1.79
9 AT 36875	1½ in.	1 lb. 1 oz.	2.19
9 AT 36876	2½ in.	1 lb. 4 oz.	2.99



3-piece Chisel Set. Lightweight; well-balanced tang type. Tough plastic handles. Precision-ground cutting edges. Good general-purpose tool.

Three sizes in set: ½, ¾ and 1 in. Come in handy plastic pouch. Made in Japan.

9 AT 3684—Shpg. wt. 14 oz. . . . Set **\$3.49**



Clamps to make gluing, sawing, welding easy

1 Aluminum alloy "C" Clamp. Won't rust or warp . . . designed for extra-long life. Very light, strong. Steel screw. Sliding handle.

Catalog No.	Opens to	Shpg. wt.	Each
9 AT 66701	... 1 in.	... 3 oz.	45c
9 AT 66702	... 2 in.	... 4 oz.	69c
9 AT 66703	... 3 in.	... 9 oz.	\$1.09
9 AT 66704	... 4 in.	... 13 oz.	1.89

2 Standard Malleable-iron "C" Clamp. Plated steel screw; sliding handle. Has heavy iron frame.

Catalog Number	Opens to	Throat depth, in.	Shpg. wt. lbs. oz.	Price each
9 AT 66671	1 in.	1	... 4	39c
9 AT 66672	2 in.	1½	... 7	69c
9 AT 66673	3 in.	1¾	... 15	\$1.09
9 AT 66674	4 in.	2	2	1.89
9 AT 66675	5 in.	2½	2	2.39
9 AT 66676	6 in.	2¾	2	2.99
9 AT 66678	8 in.	3¼	4	4.29

Deep-throat "C" Clamps (not shown). Made of pearlitic iron . . . 20% stronger than malleable iron!

Catalog Number	Opens to	Throat depth	Shpg. wt.	Price each
9 AT 66681	1 in.	3 in.	... 8	99c
9 AT 66682	2½ in.	4½ in.	1	\$1.99
9 AT 66684	4 in.	5 in.	2	2.99

3 Gluing Clamp. Fits regular ¾-in. threaded pipe (pipe not incl.). Jaw face 1½x1½ in. Shpg. wt. 2-pc. set, 3 lbs. 3 oz.
9 AT 6674 Set **\$3.49**

4 Spring Clamps. Heavy-gauge steel. Strong steel spring.

Catalog Number	Opens to	Over-all length	Wt. each	Each
9 AT 66691	1 in.	4 in.	4 oz.	39c
9 AT 66692	2 in.	6 in.	9 oz.	69c
9 AT 66693	3 in.	9 in.	15 oz.	1.19

5 Hardwood Clamps. Quick-acting design for easy operation. Non-marring jaw surfaces. Opens to 8 inches. Shpg. wt. 1 lb. 10 oz.
9 AT 6664 Each **\$1.99**

6 CRAFTSMAN Adjustable Gluing Clamps. Hardwood jaws.

Opening to 4 inches.
9 AT 66634—Wt. 2 lbs. 2 oz. Each **\$3.99**
Opening to 7 inches.
9 AT 66637—Wt. 3 lbs. 6 oz. Each **4.99**
Opening to 10 inches.
9 AT 66639—Wt. 5 lbs. 2 oz. Each **5.99**

7 Light-service Bar Clamp. 2½-in. jaw grips 24-inch bar.
99 AT 6665C—Wt. 3 lbs. . . . Each **\$3.99**

CRAFTSMAN Corner and Miter Corner Clamp Set

REG. U.S. PAT. OFF.

Makes it easy to get 90° corners on screens, frames, etc.



Complete Set
\$6.99

Just mark frame size . . . clamp . . . then cut. You get perfect 90° corners every time. Gluing, nailing and stapling are easy, corners are stronger because frame pieces fit exactly . . . with no gaps. Holds pieces up to 3 in. wide, guides saw for precise 45° angle cuts. Fits any back or hand saw . . . guides adjust to width of blade. Can be fastened to table or work bench. Full set includes 3 corner clamps and one miter corner clamp . . . all of aluminum alloy.

9 AT 66614—Shipping weight 2 pounds 13 ounces. Set **\$6.99**
9 AT 6661—Miter Corner Clamp only. Shipping weight 1 lb. 2 oz. 2.29
9 AT 6666—Corner Clamp only (3 needed with above clamp). Shpg. wt. 12 oz. . . . Each 1.79



8 CRAFTSMAN Axe Stone. Vitrified silicon carbide. One side coarse grit; other side fine. ½ in. thick. 3-inch diameter.
9 AT 6450—Shpg. wt. 7 oz. 99c

9 Oval Scythe Stone. Vitrified aluminum oxide. 11x1¼x¾ in.
9 AT 6445—Shpg. wt. 10 oz. 49c

10 CRAFTSMAN Vitrified File. For mowers, sickles, etc. 14 inches long for easy sharpening.
9 AT 6452—Shpg. wt. 2 lbs. \$1.29

11 CRAFTSMAN Pocket Stone. Silicon carbide. Plastic carrying case. Fine grit. 3x½x½ inches.
9 AT 6441—Shpg. wt. 2 oz. 29c

12 CRAFTSMAN Combination Sharp-ening Stone. Made of vitrified silicon carbide. Coarse grit on one side and fine grit on the other side.

Catalog No.	Size	Shpg. wt.	Each
9 AT 64400	5x2x¾ in.	... 10 oz.	\$1.29
9 AT 64401	6x2x1 in.	... 1 lb.	1.49
9 AT 64402	7x2x1 in.	... 1 lb.	1.69

13 CRAFTSMAN Tapered Flat Stone. Here's the stone that's perfect for general-purpose sharpening. Made of vitrified silicon carbide abrasive. Measures 9½x1¼x¼ inches.
9 AT 6446—Shpg. wt. 7 oz. 49c

No Money Down on anything Sears sells

SEE PAGE 97

CRAFTSMAN COMMERCIAL

Only

CRAFTSMAN
REG. U.S. PAT. OFF.

HAMMERS

have these two important features *plus* an Unconditional Guarantee



Third claw to pull nails from tight places



Steel rib forged under each claw for extra strength

UNCONDITIONAL GUARANTEE

If any CRAFTSMAN hammer fails to give full satisfaction, return it and we'll replace it free of charge (does not apply to hammers used in rental service).

1 \$549

2 \$529 3 \$449

Our Best Hammer

Tubular steel handle is stronger than hickory... yet absorbs more shock than solid steel handles

1 Hickory plug 2½ inches deep inside tubular steel handle adds tremendous strength... helps cut vibrations. Handle has polished chrome-plated finish. Head and handle are pressure locked. Neoprene covered grip prevents slipping. "Craftsman Commercial" story on page 8.

16-ounce. Curved claw. Shipping wt. 1 lb. 13 oz. 9 AT 3836..... \$5.49

13-ounce. Curved claw. Shipping wt. 1 lb. 9 oz. 9 AT 3838..... \$5.49

16-ounce. Straight claw. Shipping wt. 1 lb. 15 oz. 9 AT 3837..... \$5.49

2 With solid hardened, drawn steel handle. Hickory plug in head cuts vibration to a minimum. Head and handle both forged. Neoprene covered grip is firmly bonded to "I" beam section... won't deteriorate. Reduces mushrooming... lessens chance of chipping.

Ideal for use around home or for big jobs and construction work.

Catalog Number	Head	Claw	Shpg. wt. lbs. oz.	Price
9 AT 3825	16 oz.	Curved	1 12	\$5.29
9 AT 3827	16 oz.	Straight	1 15	5.29
9 AT 38273	20 oz.	Straight	2 6	5.99

3 With select hickory handle. Far stronger than ordinary hickory handle because it is reinforced with special steel head-liner. Head and handle pressure fitted... wedged for a permanent lock. Choice of curved or straight claw.

Catalog Number	Size No.	Head	Claw	Shpg. wt. lbs. oz.	Price
9AT38141	1½	16 oz. Curved	1 11	\$4.49	
9AT38142	2	13 oz. Curved	1 7	4.49	
9AT3816	1½	16 oz. Straight	1 12	4.49	
9AT3809	1	20 oz. Straight	2 1	4.99	

\$299

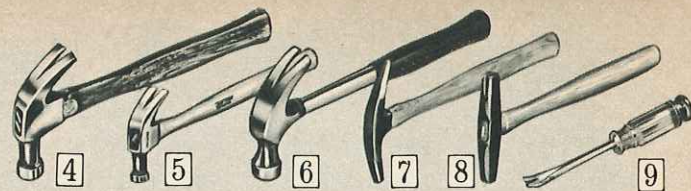
Steel Stud Driver Kit

Fasten furring strips, drapery brackets, shelving, conduits and peg boards to brick, concrete, cinder blocks. Use 2-lb. or more hammer. Protective lip. Set in vinyl plastic. With 12 assorted studs. 9 AT 3570—Shipping weight 15 ounces..... Kit \$2.99

Drive Studs. Austempered steel with washer. Hold material to concrete brick, cement block etc. 9AT35706 and 9AT35707 have ¼-in. thread length, 9AT35703, 1¼-inch.

Catalog No.	Shank Length	Shipping weight	Pkg. of	Pkg.
9 AT 35701	¾ inches	3 ounces	15	79c
9 AT 35702	1 inch	4 ounces	12	79c
9 AT 35703	1¼ inches	4 ounces	11	79c
9 AT 35704	1½ inches	4 ounces	10	79c
9 AT 35705	2 inches	4 ounces	9	79c
9 AT 35706	¾ inches	4 ounces	8	79c
9 AT 35707	¾ inches	4 ounces	8	79c

62 Sears ALL



4 Curved Claw Hammer with fire-hardened handle. Size 1½. 16-oz. head. Polished head and claws. Double steel wedged.

9 AT 3806—Wt. 1 lb. 9 oz.... \$2.69

16-oz. Curved Claw Hammer. Same as 9AT3806 above except hickory handle is stained, head and claws not polished. 9 AT 3808—Wt. 1 lb. 9 oz.... 89c

7-oz. Curved Claw Hammer. Same as 9AT3808 above, except 7-oz. head. 9 AT 3805—Shpg. wt. 14 oz.... 89c

5 CRAFTSMAN Model Maker's Hammer. 5-oz. forged steel head. 11-inch handle. 9 AT 3813—Shpg. wt. 10 oz... \$3.69

6 Curved Claw Hammer with tubular steel handle. 16-oz. forged steel head; polished. Rubber-covered, chrome-plated handle for easy grip. Imported from Japan.


9 AT 3812—Wt. 1 lb. 14 oz... \$1.99

(7 and 8) Special purpose hammers. Forged head. Magnetized ends. Hickory handle.

7 7-oz. Upholsterer's Hammer. 9 AT 3807—Shpg. wt. 13 oz. \$2.99

8 5-oz. Tack Hammer. 9 AT 3802—Shpg. wt. 10 oz. 1.29

9 Tack Puller. 3½-in. blade. Hardened tool steel. Plastic handle. 9 AT 3811—Shpg. wt. 3 oz.... 59c



10 CRAFTSMAN Sledges. Double-faced head. 4-lb. is drop forged; 8 and 10-lb. hand forged. Hickory handle.

Catalog No.	Size	Handle	Shpg. wt.	Price
9AT50751	4-lb.	15 in.	4 lbs. 10 oz.	\$4.99
99AT50752C	8-lb.	32 in.	10 lbs.....	7.99
99AT50753C	10-lb.	34 in.	12 lbs.....	9.49

Hickory Handle only. For 8-lb. and 10-lb. sledges above. 36 inches long. 99 AT 5120C—Shpg. wt. 3 lbs..... \$1.59

11 CRAFTSMAN Ball-pein Hammers. Forged head. Uniform bevel reduces chipping. Hickory handle.

Catalog No.	Head	Shpg. wt.	Price
9 AT 38461	4 oz.	10 oz.	\$2.99
9 AT 38462	6 oz.	12 oz.	3.19
9 AT 38463	8 oz.	15 oz.	3.39
9 AT 38464	12 oz.	1 lb. 4 oz.	3.59
9 AT 38465	16 oz.	1 lb. 8 oz.	3.79
9 AT 38466	24 oz.	2 lbs. 3 oz.	3.99
9 AT 38467	32 oz.	2 lbs. 11 oz.	4.29

12 Rubber-tipped Mallet. Forged core. 24-oz. head. Hardwood handle. 9 AT 38298—Shpg. wt. 2 lbs. 2 oz.... \$3.49


13 CRAFTSMAN Rubber Mallet. Non-marring. Face diameter 2½ in.; 16-ounce head. Hickory handle. 9 AT 4578—Shpg. wt. 1 lb. 8 oz.... \$1.99

14 CRAFTSMAN Plastic-tip Hammer. You get a dual purpose tool for the price of one. One tip vinyl (won't mar aluminum, wood, polished surfaces); one amber-colored plastic tip for iron, steel, etc. Both tips are replaceable. Forged steel core. Top grade AAW hickory handle.

Catalog No.	Head	Shpg. wt.	Each
9 AT 38291	8 oz.	1 lb. 5 oz.	\$2.99
9 AT 38292	16 oz.	1 lb. 5 oz.	3.99

15 CRAFTSMAN Heavy duty Hammers. Polished forged steel heads. Hickory handles, double steel wedged.

Catalog No.	Size	Head	Shpg. wt.	Each
9 AT 38261	1	2 lbs. 2 lbs.	8 oz.	\$5.69
9 AT 38262	2	2½ lbs. 3 lbs.	4 oz.	5.99
9 AT 38263	3	3 lbs. 3 lbs.	14 oz.	6.29



16 Hammer and Axe Wedges. Two steel, one wood. 9 AT 48341—½-in. 9 AT 48342—¾-in. 9 AT 48343—1-in. Package of 3. Shpg. wt. 3 oz..... Package 19c

CRAFTSMAN Claw-hammer Handles. For 13, 16 and 20-oz. hammers. Hickory; steel, wood wedge. (17) 9 AT 4855—14-inch, octagon. Shpg. wt. 12 oz.... 89c (18) 9 AT 4850—14-inch, round. Shpg. wt. 12 oz.... 79c

(19) CRAFTSMAN Ball-pein Handles. White hickory.

Catalog No.	Length	For Hammers	Shpg. wt.	Each
9 AT 48491	11 inches	4 to 6 oz.	7 oz.	79c
9 AT 48492	12 inches	8 to 10 oz.	9 oz.	79c
9 AT 48493	14 inches	12 to 16 oz.	10 oz.	79c
9 AT 48494	16 inches	18 to 24 oz.	12 oz.	79c
*9 AT 4853	16 inches	32 to 48 oz.	14 oz.	79c

*For engineers' heavy-duty hammers.

20 Hickory Hatchet Handles. 14 inches long. 9 AT 4860—For brood, half hatchets. Wt. 12 oz.... 79c 9 AT 4857—For comp, other small axes. Wt. 12 oz.... 79c

21 CRAFTSMAN Rip Bar. Curved claw offset 90° for close-quarters work. Use as crowbar... 3 slots for nail pulling. Forged steel ¾x18 inches. 9 AT 6577—Shipping weight 2 lbs. 11 oz..... \$2.69

22 CRAFTSMAN 12-in. nail puller. Steel jaws. 9 AT 6595—Shipping weight 1 lb. 7 oz..... 1.89

23 Nail Puller. Forged steel jaws. 18 inches long. 9 AT 6593—Shipping weight 5 lbs. 6 oz..... 5.49


24 CRAFTSMAN Wrecking Bar. Tough forged steel. Extra-long chisel point. Hex stock. 99 AT 6597C—¾x24 in. Shpg. wt. 4 lbs..... \$2.49 99 AT 65981C—¾x30 in. Shpg. wt. 5 lbs..... 2.99

Economy Wrecking Bars (not shown). Hexagonal. 1-piece forged steel; 1 slotted, 1 bevel end. 9 AT 6596—12-in., ½-in. stock. Shpg. wt. 15 oz..... 29c 99 AT 6598C—24-in., ¾-in. stock. Shpg. wt. 4 lbs..... \$1.29

25 CRAFTSMAN Pull-n-Pry Bar (small). Pulls, pries, scrapes, and cuts. Tempered steel. 9 AT 65941—(¾x5¼ in.) Shpg. wt. 5 oz..... 59c

26 CRAFTSMAN Pull-n-Pry Bar (large). 1 chisel, 1 rocker edge. Flat, forged steel. 2x15 inches. 9 AT 6591—Shipping weight 1 lb. 12 oz..... \$2.49

NOTE: All handle lengths are approximate.



CRAFTSMAN
Standard Stapler
\$4.49

CRAFTSMAN
Heavy-duty Stapler
\$8.99

Drives 5/16-inch .030 Sears brand staples into wood, Masonite Presdwood® and other materials. One hand releases handle lock.

Built-in staple extractor. Bottom loading. Rust resistant finish. Six inches long.

Strip of 100 staples included. To order additional staples, see below.

Shipping weight 1 lb. 4 oz.
9 AT 68464.....\$4.49

Staples. 5/16-inch x .030 wire staples for above stapler. Package of 1000.

Shipping weight 5 ounces.
9 AT 68463... Package 59c


Drives 1/4-inch through 9/16-inch .050 CRAFTSMAN wire staples. Helps take the work out of tack, brad, and small-nail hammering jobs. Ideal for installing insulating materials. With heavier-duty staples, install wire fabric netting for poultry coops, trellises. Apply roofing, ceiling tile, etc. Staple extractor built into base.

Strong guard on handle protects your hand. Hook locks handle down flat for easier carrying. Bottom opens for reloading. Rust-resistant finish. 7 inches long. Includes starter strip of 84 staples. Uses 1/4, 5/16, 3/8, 1/2 and 9/16-inch lengths. Order staples from table at right. Shpg. wt. 2 lbs. 11 oz.
9 AT 6844.....\$8.99

Plier Stapler

Clinches staple to hold fast. Ideal for paper, bags, envelopes, even cloth and plastics. Comfortable plastic handle. Easy-load zip top. Takes 9 AT 68463 staples only (listed above).

Shipping weight 1 lb. 1 oz.
9 AT 6845.....\$2.69



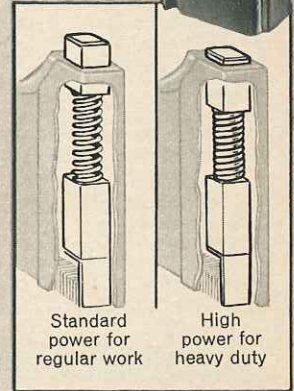
7-pc. Kit **\$12.99**
Includes 2500 staples

\$10.99
Stapler only

CRAFTSMAN Variable-Compression Stapler
REG. U. S. PAT. OFF.

Avoid marring soft surfaces with too much force—use STANDARD power. For heavy-duty jobs requiring longer-leg staples, use HIGH power. Easy to use—you staple with base flat against stapling surface... stapler won't jump, skip. Fast trigger action pistol grip, plastisol-coated trigger. Drives 1/4 to 9/16-inch .050 wire staples into soft or hard wood and other materials. Built-in staple extractor. Rust resistant finish. 7 inches long.
9 AT 6847—Shpg. wt. 2 lbs. 10 oz....\$10.99

7-piece Kit. Includes 2500 .050 steel wire staples, 1000 each 1/4 and 3/8-inch .050 for general use; 500 heavy duty (9/16-inch). Kit also includes screen stretcher, belt hook, and plastic carrying case.
9 AT 68472—Shpg. wt. 3 lbs. 8 oz. Kit \$12.99



Staples for Staplers 9 AT 6847, 9 AT 6844, former 9-2645.

.050 high-carbon steel wire. Width 1/2 inch.

Chisel point Staples designed for piggy-backing. .050 carbon steel. 9/16-in. 9 AT 68401—Package of 1000. Shipping weight 9 ounces.....79c

length	Catalog No.	Wt.	Pkg.	Catalog No.	Shpg. wt.	Pkg.
Package of 1000						
1/4 in.	9 AT 68402	7 oz.	59c	9 AT 68652	1 lb. 6 oz.	\$2.49
5/16 in.	9 AT 68658	7 oz.	59c	9 AT 68653	1 lb. 11 oz.	2.49
3/8 in.	9 AT 68403	8 oz.	69c	9 AT 68654	1 lb. 13 oz.	2.99
1/2 in.	9 AT 68404	9 oz.	69c	9 AT 68656	2 lbs. 4 oz.	2.99
9/16 in.	9 AT 68659	10 oz.	79c	9 AT 68657	2 lbs. 9 oz.	3.49
Package of 5000						

Extra Rivets for both Riveting Tools at right

Short for work up to 1/8-inch thick; medium for over 1/8 to 1/4 inch; long for over 1/4 to 3/8 inch.

Catalog Number	Size	Dia. in.	For Tool		Box of lbs.	Weight oz.	Price Box
			9AT7452	9AT7476			
Steel Rivets							
9AT74521	Short	1/8	yes	yes	25	4	45c
9AT74522	Short	1/8	yes	yes	75	6	99c
9AT74523	Short	1/8	yes	yes	500	10	\$4.99
9AT74525	Med.	1/8	yes	yes	20	4	45c
9AT74526	Med.	1/8	yes	yes	65	6	99c
9AT74527	Med.	1/8	yes	yes	500	13	5.99
9AT74531	Long	1/8	yes	yes	15	4	45c
9AT74532	Long	1/8	yes	yes	60	6	99c
9AT74533	Long	1/8	yes	yes	500	2	6.39
9AT74542	Long	5/32	yes	no	250	1	7 3.69
9AT74543	Long	5/32	yes	no	250	1	9 3.99
9AT74544	Long	5/32	yes	no	250	1	10 4.39
9AT74544	Med.	5/32	yes	no	250	2	2 4.99
9AT74547	Short	3/16	yes	no	250	2	6 5.39
9AT74547	Med.	3/16	yes	no	250	2	10 5.69
9AT74548	Long	3/16	yes	no	250	2	10 5.69
Copper Rivets							
9AT74741	Med.	1/8	yes	yes	22	4	45c
9AT74742	Med.	1/8	yes	yes	50	6	99c
Aluminum Rivets							
9AT74580	Med.	1/8	yes	yes	20	3	45c
9AT74581	Med.	5/32	yes	yes	20	3	45c
9AT74582	Med.	5/32	yes	yes	45	3	99c
9AT74583	Med.	5/32	yes	yes	250	12	\$3.99
9AT74585	Long	5/32	yes	yes	20	3	45c
9AT74586	Long	5/32	yes	yes	45	3	99c
9AT74587	Long	5/32	yes	yes	250	15	4.49
9AT74590	Med.	3/16	yes	yes	15	3	45c
9AT74591	Med.	3/16	yes	yes	40	3	99c
9AT74592	Med.	3/16	yes	yes	250	15	4.99
9AT74594	Long	3/16	yes	yes	15	3	45c
9AT74595	Long	3/16	yes	yes	40	3	99c
9AT74596	Long	3/16	yes	yes	250	1	5.39
9AT74746*	Long	3/16	yes	no	12	3	45c
9AT74747*	Long	3/16	yes	no	30	5	99c
9AT74748*	Long	3/16	yes	no	250	1	6 6.49

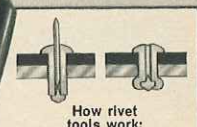
*Large flange for soft metals

CRAFTSMAN Heavy-duty Riveting Tool
Does a fast, secure job with one hand operation

Ideal for use in automotive, electrical, marine and industrial applications. Makes fast, permanent, vibration-proof joints on thin metal jobs, wood, plastic and leather-to-metal applications. Does a far more secure job than spot welds, bolts, or screws. Installs and sets rivets that won't loosen from vibration. Takes 1/8, 5/32, 3/16-inch aluminum, copper, and steel rivets and 3/16 large-flange rivets. Forged steel handles are designed for greater leverage. Die cast aluminum frame. Steel jaws with 3 interchangeable nosepieces that store in head. With wrench. Order rivets at left.

Shipping weight 1 pound 7 ounces.
9 AT 7452.....\$19.99

\$19.99



CRAFTSMAN Standard-duty Rivet Tool

Lightweight—easy to use. Makes strong, tight, one-sided fastenings without reaching behind. Takes the place of screws, nuts-and-bolts, adhesives, soldering, spot welds or ordinary rivets.

Ideal for home or shop use. Stamped steel frame with hammerlock finish. For 1/8, 5/32, 3/16-inch aluminum and copper rivets, and only 1/8-inch steel rivets.

Includes 30 assorted rivets and 10 backup plates. Shipping weight 1 pound 1 ounce.
9 AT 7476.....Kit \$4.49

50 backup plates. For 1/8-in. diam. rivets.
9 AT 74539—Shpg. wt. 4 oz.... Box 45c



\$899

CRAFTSMAN
Teflon-S® coated
Hand Saw

Blade reduces friction and binding for smooth, easy cutting. Self-lubricating Teflon-S coating becomes slicker with use. Makes it easy to slice through green or seasoned timber... makes tough sawing jobs easier.

Hollow-ground steel blade is 26 inches long with 8 points per inch. 3½ inches of nail-cutting teeth on back of blade at tip. 15-ply, laminated hardwood handle. 99 AT 3613C—Wt. 3 lbs. \$8.99

As above but 10½ points per inch on blade.
99 AT 3614C—Wt. 3 lbs. \$8.99

\$1099

CRAFTSMAN COMMERCIAL
hollow ground

1 Our finest hand saw... stainless steel blade stays sharp longer than ordinary saw-steel blades. Rust-resistant. Straight-back style. Hollow-ground, 26-inch crosscut blade—thinner at center of back than at ends to reduce binding. Nail-cutting teeth positioned on top of blade.

Uniformly set teeth bevel-filed to a keen edge. Hardwood handle laminated, pressure welded to end broken horns and splits. Hang hole at end of blade. See "Craftsman Commercial" story on page 8.

Coarse. 8 points to the inch.
99 AT 36201C—Wt. 3 lbs. \$10.99

Fine. 10½ points to the inch.
99 AT 36202C—Wt. 3 lbs. \$10.99

\$749

CRAFTSMAN
hollow ground

2 High-carbon steel hand saw with 26-inch blade. Has 3½ inches of nail-cutting teeth on top at tip of the blade. Time-saving, 1-foot rule conveniently located at center of the blade. 90° etched line forms a handy square. Straight-back style. Heat-treated blade, tempered for long life. Uniform teeth are bevel-filed to a sharp edge. Hang hole at end of blade. 15-ply hardwood handle.

Crosscut. Coarse. 8 points to in.
99 AT 36171C—Wt. 3 lbs. \$7.49

Crosscut. Fine. 10½ points to inch.
99 AT 36172C—Wt. 3 lbs. \$7.49

Rip. 5½ points to the inch.
99 AT 36185C—Wt. 3 lbs. \$7.49

\$499

CRAFTSMAN
taper ground

3 Crosscut handsaw with special saw-steel blade... tempered and polished. Thins towards back of tip to reduce binding. Straight-back style. Accurately set teeth, bevel-filed and jointed. Teathy plastic handle resists damage from weather. Convenient hang hole at end of the blade makes it easy to store saw. Choose coarse or fine 26-inch crosscut blade, or fine 22-inch rip blade.

Coarse 26-in. blade. 8 pts. to in.
99 AT 36131C—Wt. 3 lbs. \$4.99

Fine 26-in. blade. 10½ pts. to in.
99 AT 36132C—Wt. 3 lbs. \$4.99

Fine 22-in. blade. 10½ pts. to in.
99 AT 3615C—Wt. 2 lbs. \$4.49

No Money Down on anything Sears sells
SEE PAGE 97



4 \$179

5 \$399

6 \$349

Heat-treated tempered Saws

4 Straight-back Panel Hand Saw. Hardened steel blade, polished. Teeth accurately set and bevel-filed to a sharp edge. Sturdy wood handle. From West Germany.

Coarse 26-in. blade. 8 points to inch.
99 AT 3155C—Shpg. wt. 2 lbs. \$1.79

Fine 20-in. blade. 10 points to the inch.
9 AT 3156—Shpg. wt. 1 lb. 8 oz. \$1.79

5 All purpose heavy-duty Hand Saw. 24-in. flat ground saw-steel blade. Extra-large teeth handset for better cutting. Perfect for handling heavy pruning jobs or for rough cross-cutting of green timber. Strong wood handle. From W. Germany.

99 AT 3179C—Shpg. wt. 2 lbs. \$3.99

6 26-inch Crosscut Hand Saw. Specially designed for coarse cutting, 8 points per inch on cutting edge. Teeth accurately cut and set. Extremely durable, high-impact plastic handle... comfortable grip.

99 AT 3597C—Shpg. wt. 3 lbs. \$3.49

Forged Steel Axes

7 Our best CRAFTSMAN Axes. Tempered and hardened. 3½-lb. tool steel heads. Enamel finish. 36-inch hickory handle tested to over 650-lb. strain... wedgelocked. Shpg. wt. 6 lbs.

99 AT 50371C—Single bit... \$6.99

99 AT 50411C—Double bit... 7.99

8 CRAFTSMAN Axe. Forged 2¼-lb. vanadium steel head... heat tempered, hardened. 28-in. hickory handle.

99 AT 5026C—Wt. 3 lbs. \$5.99

Economy Axe (not shown). Single bit.

3½-pound head. 36-inch handle.

99 AT 50243C—Wt. 6 lbs. \$4.99

9 Leather Sheathes. Designed for axes above... see table below.

Catalog No.	For axe	Wt.	Each
9 AT 50201	99A T5026C	4 oz.	99c
9 AT 50202	99A T50371C 99A T50243C	5 oz.	\$1.19
9 AT 50203	99A T50411C	9 oz.	1.99



7 \$699

8 \$599

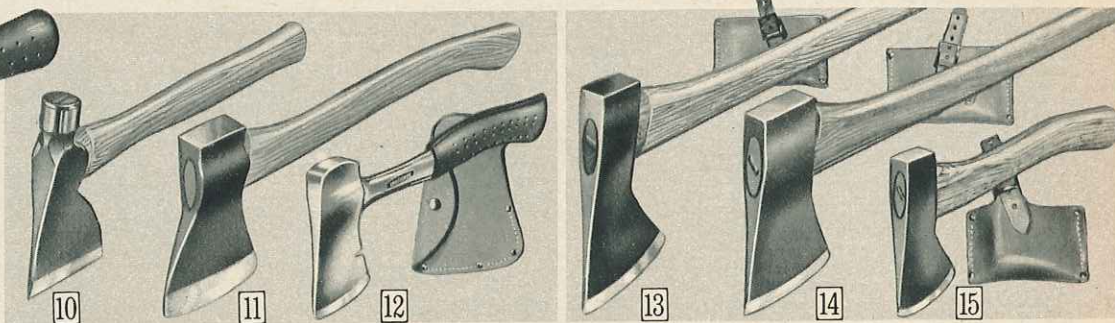
9 Low as 99c



Our best
CRAFTSMAN
Hatchet
\$699

Gives maximum strength for cutting or driving. Tubular steel handle. Haines pattern axe-steel head—heat-treated, polished, tempered to hold keen edge. Forged head for maximum strength. Pre-shrunk hickory plug locks head to handle... adds extra strength... absorbs shock.

Suede-finish rubber grip. Chrome-plated handle. Cushion-grip absorbs vibrations. Head has slot for pulling nails. 13-inch handle. 3¼-inch cut. Shipping weight 1 lb. 14 oz. 9 AT 4812... \$6.99



10 CRAFTSMAN Half Hatchet. Extra-thin blade. Polished, forged steel head—heat-treated, tempered. Nail slot. 3½-in. cut. Smooth finish. Hickory handle—steel-wedge locked.

9 AT 4805—Shipping weight 2 pounds 6 ounces... \$5.79

Half Hatchet (not shown). 3½-in. cut. No. 2 size. Forged steel head—heat-treated hardened. Nail slot. Enamel finish. Hickory handle... double-steel wedge locked for added strength.

9 AT 4800—Shipping weight 2 pounds... \$4.49

11 CRAFTSMAN Heavy Hatchet-Axe. 1¾-lb. tempered steel head. 4½-inch cut. Individually hardened striking head and blade. Enamel finish. Best for heavy cutting, camping, hunting trips, etc. 17-inch select hickory axe-type handle.

9 AT 4801—Shipping weight 2 pounds 13 ounces... \$5.99

12 CRAFTSMAN all-steel Camper's Axe. With genuine leather 1¼ sheath. 2¾-inch cut. Highly polished steel head and neck. Solid steel handle can't break. Suede-finish neoprene grip cushions shock of blows. Can be used as a hatchet-axe.

9 AT 4810—Shipping weight 2 pounds... \$6.49

(13 thru 15) CRAFTSMAN Camp Axes. Designed and tested by professional outdoorsmen. Ideal for the camper, hunter and hiker. Forged, heat-treated steel head, coated with lacquer asphaltum to prevent rust. Select straight grained hickory handle, precision fitted. Leather half-sheath leaves back of axe free for pounding stakes. Tough and dependable, yet light enough to pack or carry with ease.

13 Camp and Trail Axe. 2½-pound head makes quick work of tough jobs. Big 4-inch cutting edge tapers back sharply for easier packing. 26 in. long over-all.


9 AT 4820—Shipping weight 3 pounds 13 ounces... \$6.49

14 Camp and Trail Axe. Similar to 9AT4820 above but 2½-lb. head, 4¼-in. cutting edge. 24 in. long over-all.

9 AT 4825—Shipping weight 3 pounds 15 ounces... \$6.49

15 Pack Axe. A little beauty! 14-ounce modified Hudson Bay pattern head with 3-in. cutting edge. Perfectly balanced for an easy swing, 11½ inches long over-all.

9 AT 4826—Shipping weight 1 pound 13 ounces... \$4.99




\$15.99

This CRAFTSMAN Miter Box needs no special back saw

A Sears exclusive . . . you can use any saw with this magnetic miter box except narrow-bladed ones such as compass or coping saws. Also lets you adjust cuts left or right. Permanent magnets hold saw firmly against guide . . . needs no adjusting. Permanently lubricated surfaces.

Cuts from 45° to 90° left or right. Height adjusts to stock width. Hardwood base. Die-cast metal back; metal legs. Non-slip hold down. Measures 10 in. wide; 14½ in. long; 8¾ in. high. Magnetic tension 1 to 8 pounds. Without saw. 9 AT 36326—Shpg. wt. 8 lbs. . . . \$15.99




\$74.95 cash **\$8.00** monthly

Our best Miter Box includes a 28-inch CRAFTSMAN Saw

Saw individually fitted and adjusted to miter box for precision. Cuts to 10 in. wide at 90°, to 7 in. wide at 45° . . . up to 5 in. deep. 4½x19¾-in. bed. Precision-milled 1-piece all metal bed and back form rigid base. Offset legs for stability. Calibrated, notched saw carriage holds accurately at most used angles.

Saw guide with self-lubricating ball bearings. Length gauge clamps wood against back. Tempered steel blade miter saw included. See the "Craftsman Commercial" story on page 8. 99 AT 3650L—Shipping weight 37 lbs. \$74.95



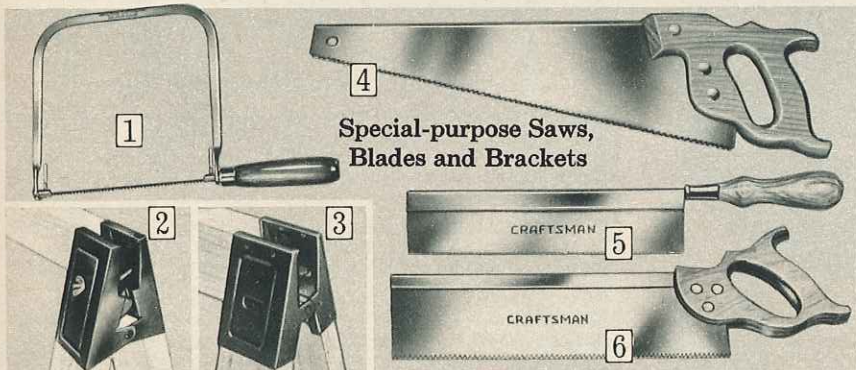
\$30.99 cash **\$5.00** monthly

Exclusive CRAFTSMAN Miter Box . . . you can reset it to true up saw guides

Spring-loaded pointer and trigger mechanism reset quickly. Guides adjust to thickness of saw (not included)—hold cut firmly to assure accuracy. Precision-milled bed and back in one, solid piece. Cuts left and right . . . up to 9½ inches wide at 90°, up to 6¼ inches wide at 45°. Easy-to-read saw carriage is notched at most-used angles. 18x4½-inch bed of die-cast zinc. Length gauge clamps wood against back.

Ideal for almost any type of woodcutting work . . . either professional or at home. Saves both time and materials . . . no need for trial runs. Cuts every piece to the exact measurements you desire. Use with 26-inch back saw 99 AT 36195C listed at left below.

99 AT 36301L—Shipping weight 18 pounds. . \$30.99



Special-purpose Saws, Blades and Brackets

1 CRAFTSMAN Coping Saw. Adjusts. Takes 6½-in. pin or lock loop-end blades. 6¾-in. throat. 6½-in. blade. Hardwood handle. 9 AT 3541—Shpg. wt. 13 oz. . . . \$1.69

CRAFTSMAN Coping-saw Blades. 6½ in. long. For sawing wood or metal. Package of three. Pin-end. 15 teeth to the inch. 9 AT 3544—Shpg. wt. 1 oz. . . . Pkg. 29c

As above but 1 each 10, 15, 20 teeth to inch. 9 AT 3543—Shpg. wt. 1 oz. . . . Pkg. 29c

Lock loop-end. 15 teeth to the inch. 9 AT 3542—Shpg. wt. 1 oz. . . . Pkg. 29c

CRAFTSMAN Hacksaw-action Blades. 6½-in. 9 AT 3545—Shpg. wt. 1 oz. . . . Pkg. 29c

(2 and 3) Sawhorse Bracket Sets. Use 2x4's (not incl.). Sturdy steel. Hinged. Pkg. of 2.

2 Heavy duty. No nailing necessary . . . just tighten wing nut. Painted to resist rust. 9 AT 28881—Shpg. wt. 5 lbs. 7 oz. Pkg. \$3.99

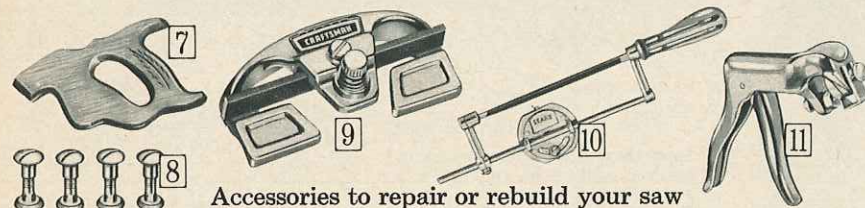
3 Light duty. Flanged nail holes. 9AT28882—Shpg. wt. 2 lbs. 6 oz. Pkg. 1.99

4 CRAFTSMAN Plumber's Saw. Cuts wood, soft metals and light gauge sheet metal. 18-in. blade of tempered steel is taper ground to resist binding. Has 15 teeth per inch . . . each expertly set for accuracy. Hardwood handle. 9 AT 3612—Shipping wt. 1 lb. 12 oz. . . \$4.49

5 CRAFTSMAN Dovetail Saw. For light work and jobs where miter saws are not practical. 15 teeth per inch. Has 10-inch spring-steel blade with braced back. Shaped hardwood handle. 9 AT 3514—Shipping wt. 1 lb. . . . \$3.29

6 CRAFTSMAN Back or Miter Saw. Fits any standard-size miter box. Tempered steel blade. Heavy-steel rib on back edge. Expertly set teeth—11 points to inch. Hardwood handle. Saw with 16x3¾-inch blade. 9 AT 3619—Shipping weight 2 lbs. . . . \$4.29

Saw with 26x4-inch blade. 99 AT 36195C—Shipping weight 6 lbs. 11.99



Accessories to repair or rebuild your saw

7 Hand-saw Handle. Fits all blades 26 in. or longer. Made of hardwood, finished and lacquered. Not bored. Screws not included. 9 AT 3616—Shipping weight 12 ounces. \$1.29


8 Saw-handle Screws. Nickel-plated to resist rust. Come in package of four. 9 AT 36282—Shipping wt. 3 oz. Package 49c

9 Hand-saw Jointer. Trues-up uneven tops of saw teeth before filing. Fits all hand saws . . . also fits blades on standard racing skates. 3¾-inch aluminum frame. With 4½-inch file. 9 AT 4881—Shipping weight 7 ounces. \$1.49

10 Hand-saw Filing Guide. For easier, more accurate filing. Made of steel and die-cast metal. Has 2 adjustments for angle and pitch. Adjusts to angle filing. Over-all 11¾ inches long. With 6-inch file. Use with jointer 9AT4881 shown and described at left. 9 AT 4872—Shpg. wt. 1 lb. 3 oz. . . . \$2.49


11 Hand-saw Set. Gives you uniform set on any hand saw having 4 to 16 points to the inch. All-metal body and handles. Includes hardened-steel plunger and rotary anvil. Lock nuts on anvil, screw. Numbered indicator. 9 AT 4883—Shpg. wt. 15 oz. . . . \$2.99

CRAFTSMAN Miter Box \$7.99




Rigid guides adjust to any thickness saw—assure accurate cuts. 3½-in. back of cast alloy resists warping, rust. Cuts at 45° and 90°, left or right. Hardwood bed 17¾ in. long, 4½ in. wide. Hardened steel index lever and center post. Index graduated for 4, 5, 6, 8 or 20-sided figure. Without saw. Use any panel, back saw. 9 AT 3634—Shipping weight 5 lbs. 5 oz. . . . \$7.99

Hardwood Miter Box \$1.39



Sides and bottom ¾-in. constructed of sturdy hardwood. Slotted for left, right miters at 45°, right-angle cutoffs. 15¾-in. bed, 3½ in. wide, 1¾ in. high at back. Use panel or back saw (see 9 AT 3619, left). 9 AT 3643—Shipping weight 3 lbs. 2 oz. . . . \$1.39



Keyhole-cutting Saws

12 CRAFTSMAN Nest of Saws. With 3 tempered steel saw blades (12-in. wood cutting, 6-in. multi-purpose, 8½-in. metal-cutting). Die-cast aluminum saw handle with exclusive lock . . . adjusts to hold interchangeable blades at best angle for cutting. 9 AT 3513—Shipping weight 14 oz. . . . Set \$3.99

13 Low-priced Saw. 10-in. blade. Teeth accurately set, filed. Wood handle. From W. Germany. 9 AT 3158—Shipping weight 10 ounces. . . . 89c

14 CRAFTSMAN Saw. Our best. 10-inch tempered steel blade . . . 10 teeth to the inch. Patented slot-lock holds blade securely in plastic handle. 9 AT 3519—Shipping weight 8 ounces. . . . \$1.69

Our Finest CRAFTSMAN Plane

Patented lever-and-screw design gives you extra fine sidewise and depth adjustment

Only
\$8.99
Smooth No. 4




**CRAFTSMAN®
COMMERCIAL**

*Actually cuts shavings
as thin as the paper
on which this is printed*

Adjusts to cut coarse or tissue thin. Can skim off shavings only .003 of an inch thick when precise leveling is needed. Blade is chrome-vanadium steel, honed razor sharp. Lever-and-screw device gives precise sidewise and depth adjustment. Frog fits snugly . . . eliminates jumping and side-play. Clamp assembly prevents chatter. Both sides AND bottom machined true for top accuracy. Handle and knob of solid plastic . . . many times stronger than wood . . . contoured for comfort. Read about Craftsman Commercial quality, for details, see page 8.

- Smooth No. 4, 9 inches long, 2 inches wide. With smooth bottom.
9 AT 37034—Shipping weight 4 pounds 10 ounces. \$8.99
- Jack No. 5, 14 inches long, 2-inch cutter. With smooth bottom.
9 AT 37035—Shipping weight 5 pounds 15 ounces. 9.99
- Fore No. 6, 18 inches long, 2½-inch cutter. Corrugated bottom.
9 AT 37036—Shipping weight 7 pounds 7 ounces. 15.99

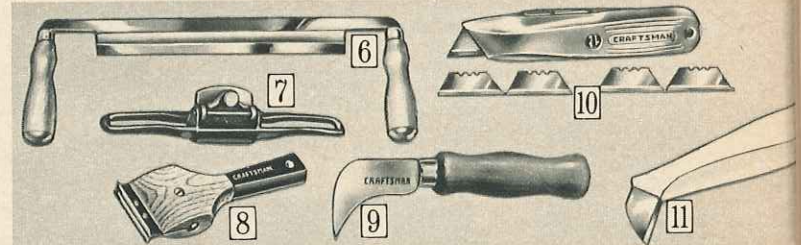


General and Special-purpose Planes

- 1** No. 4 Smooth Plane. 9 inches long. For planing with the wood grain. 2-inch wide cutter of chrome-vanadium steel. Lever-and-screw device adjusts cutter sidewise and endwise. Clamp holds cutter firmly in place with no chatter. Smooth bottom. Wood handle, knob. 9 AT 37033—Shipping weight 4 pounds 7 ounces. \$6.99
- 2** CRAFTSMAN Rabbet Plane. 8½-in. long, 1½-in. alloy steel cutter. Makes right or left-hand cut on board edge. 2 cutter seats—rear for regular, front for bullnose work (close-in corners). Spur, removable depth gauge. Adjustable fence, saw grip handle. 9 AT 37039—Shipping weight 3 pounds 4 ounces. \$8.49
- 3** CRAFTSMAN Block Plane. 6⅞ inches long, 1½ inch cutter of tool steel . . . set at 20° angle to cut across grain. Screw for adjusting endwise and sidewise. Adjustable throat opening. Sides and bottom precision ground. Comfortable metal knob. 9 AT 37032—Shipping weight 1 pound 15 ounces. \$5.99
- 4** Block Plane. 7 inches long, 1½-inch cutter set at 20° for across grain work. Blade adjusts for depth and for angle. Hardwood knob. 9 AT 37031—Shipping weight 1 pound 15 ounces. \$3.99
- 5** CRAFTSMAN Modelmaker Plane. 3½-inches long, 1-inch cutter of strong tool steel. For hobbyists. Rounds corners, bevels edges, smooths high spots. Small and handy. 9 AT 37037—Shipping weight 8 ounces. \$1.59

CRAFTSMAN Rasplane Tool
Extra-sharp blades clean themselves **\$3.49** with 1 blade

Cuts quickly and easily through hardened and semi-hardened auto body plastic fillers without clogging or gumming up. Planes wood with grain, against grain, and end grain. Smooths, trims and shaves fiber glass, soft board, vinyl and asphalt tile. Frame (1¼x10 inches) made of one-piece, die-cast polished aluminum. Plastic handles adjust for comfort and use in close areas. With one 10-inch black oxide steel blade.
9 AT 6771—Shipping weight 1 pound 1 ounce. \$3.49
9 AT 6772—Flat Replacement Blade. Shipping weight 5 ounces. Each 99c
9 AT 6773—Half-round Replacement Blade. Shipping weight 5 ounces. Each 1.09



- 6** 15-inch Draw Knife. 1½x10-inch blade. Hardwood handles. 9 AT 3678—Shpg. wt. 1 lb. 13 oz. \$4.99
- 7** Spokeshave. For planing convex and concave surfaces on edges. Has 2-inch blade, 9-inch frame. 9 AT 3661—Shipping wt. 13 oz. \$1.79
- 8** CRAFTSMAN Wood, Paint Scraper. 1½-inch reversible blade; 4 edges. 6½-inch handle. 9 AT 3672—Shpg. wt. 7 oz. \$1.00
8-inch handle. As above but 2½-in. blade. 9 AT 3656—Shpg. wt. 11 oz. \$1.29
Replacement blade for 9 AT 3672 scraper. 9 AT 3675—Shpg. wt. 3 oz. 59c
Replacement blade for 9 AT 3656 scraper. 9 AT 3674—Shpg. wt. 4 oz. 69c
- 9** CRAFTSMAN Linoleum Knife. Long-point style. 2½-inch blade. 9 AT 95392—Shpg. wt. 6 oz. \$1.19
9 AT 95394—Vinyl Knife. Wt. 5oz. 1.39
Linoleum Knife (not shown). Short-point style. 2½-inch blade. 9 AT 95382—Shpg. wt. 5 oz. 79c
- 10** CRAFTSMAN Retractable-blade Utility Knife. 5½ in. long, 5 blades. 9 AT 9486—Shpg. wt. 9 oz. \$1.39
CRAFTSMAN Utility Knife (not shown). Not retractable. 5½ in. long, 5 blades. 9 AT 9515—Shpg. wt. 6 oz. \$1.00
Blades for above Knives. Pkg. of 5. 9 AT 9517—Wt. 3 oz. Pkg. 49c
- 11** Hook Blades. Fit 9AT9515. Pkg. (5). 9 AT 9548—Wt. 3 oz. Pkg. 49c



CRAFTSMAN
REG. U.S. PAT. OFF.
**Level with 3
Mono-Vials**

Reads accurately at any angle through a full 360° rotation. Levels and plumbs.

No. (1) | No. (2)
\$6.99 | **\$3.99**

1 CRAFTSMAN Commercial. 3 barrel-shaped vials permit more accurate work than regular 6-glass vial-levels . . . this level reads all positions. On edge, it levels or plumbs; flat, it's both level and reference cross test. Acrylic plastic vials with precision "barrel" curvature inside. 20% larger than glass vials for easier and faster reading . . . will not break. 24-inch aluminum frame. See page 8 for the "Craftsman Commercial" story.

Shipping weight 1 lb. 13 oz.
9 AT 39914 \$6.99

2 Low-priced Mono-vial Aluminum Level. Made of high-tensile alloy. Three mono-vials: level, plumb and 45°. Vial and vial retainer of tough butyrate plastic. Measures 1x2 1/8x24 in. long overall.

Shipping weight 1 lb. 5 oz.
9 AT 39952 \$3.99



**CRAFTSMAN Levels have
magnified crystal-vision vials**
REG. U.S. PAT. OFF.

Acrylic-plastic cover plates magnify the vials for a clearer view . . . easy to read. Special prongs (not plaster) hold vials. Cover plates with 8 screws adjust 4 ways.

24-inch Aluminum Level | 78-inch Magnesium Level
\$6.99 | **\$21.99** ^{\$4} monthly cash

Aluminum Levels . . . choice of 3 sizes

3 For masons or carpenters. Razor-edge accuracy. For fine setting, quick resetting. Accurate if tipped 30°. 6 vials (2 level, 4 plumb).

24 inches long. 2 1/8x1-inch frame.
9 AT 39912—Shpg. wt. 1 lb. 11 oz. \$6.99

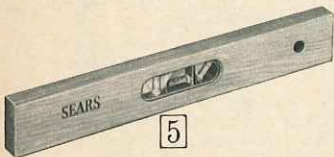
28 inches long. 2 1/8x1-inch frame.
99 AT 39913C—Shpg. wt. 2 lbs. 7.99

48 inches long. 2 1/8x1 1/8-inch frame.
99 AT 39975C—Shpg. wt. 4 lbs. 13.99

78-inch Magnesium Level

4 Lighter, stronger than aluminum. Super length level lets you level or plumb a wall faster. Gives precise plumb on door jams or extra-long work. 10 metallic sealed vials (4 level, 6 plumbs). 2 shim blocks. Plastic coated case. Frame measures 2 1/8x1 1/8 inches.

Shipping weight 10 pounds.
99 AT 3996L \$21.99



5 18-inch Wood Level. Hardwood frame measures 1x2 1/4 inches. 1-piece vial mounting. 3 vials (plumb, level and 45°). With vinyl covers. Shpg. wt. 1 lb.
9 AT 39744 \$2.29



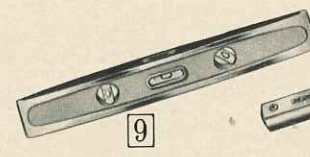
6 1 1/2-inch Circular Level. Levels in all horizontal directions at once. Outside circle reads 1° pitch for drain pipes, counter tops. Plastic casing. Wt. 3 oz.
9 AT 3981 99c




7 Magnetic Protractor, Level. Handy 1 3/4x2 1/4-in. pocket size. Reads with-in plus or minus 1/2°. Scale for pitch readings (1/16 to 1 3/4 in.) Use to plumb or level. Plastic vial.
9 AT 3992—Wt. 6 oz. \$1.99



8 3x7/8-in. Line and Surface Level. With mono-vial.
9 AT 3982—Wt. 3 oz. 79c



9 9-in. Torpedo Level. Aluminum. V-groove on bottom. 3 vials: plumb, level and 45°.
9 AT 3983—Wt. 6 oz. \$2.89



10 5-inch Pocket Level. V-groove bottom. Aluminum.
9 AT 3979—Wt. 4 oz. \$1.29



11 CRAFTSMAN Self-Centering Punch. 3 inches long over-all.
9 AT 4282—Shpg. wt. 4 oz. Each 49c



12 CRAFTSMAN Nail Set. Made of tough, tempered steel.
9 AT 37541—1 1/2-in. 9 AT 37543—3/4-in.
9 AT 37542—1/16-in. 9 AT 37544—1/8-in.
Shipping weight each 3 oz. . . . Each 39c



13 Glass Cutter. Single cutter. Steel wheel. Malleable iron handle.
9 AT 3794—Shpg. wt. 2 oz. 59c



14 CRAFTSMAN Glass Cutter. 6 steel cutters set in turret head. Numbered to assure equalized wear. Hardwood handle.
9 AT 3797—Shpg. wt. 2 oz. . . . \$1.29



15 CRAFTSMAN Carbide-wheel Glass Cutter. . . Our Best. Cutting wheel made of tungsten carbide . . . hardest metal known to science. Outlasts regular steel-wheel glass cutters by many times. Cuts deeper. Also cuts ceramic tile.
9 AT 3796—Wt. 3 oz. . . . \$1.59



16 Pencil Compass and Scriber. Steel point is rust resistant. Adjustable wing nut.
9 AT 3768—Wt. 5 oz. 89c



17 Wing Divider. Steel points. Thumb nut adjusts. Over-all length 8 inches.
9 AT 3941—Wt. 8 oz. . . . \$2.29



18 CRAFTSMAN Marking Gauge. 3 1/2-in. Die-cast metal. With fractional inch markings. Shipping weight 9 oz.
9 AT 3947 \$1.99



19 CRAFTSMAN Scratch Awl. 3 1/2-in. tool steel blade; tempered needle point. Wood handle secured by metal ferrule. Shipping wt. 5 oz.
9 AT 3648 99c



20 Scratch Awl. 3 1/4-inch pin-point tempered steel blade. Comfortable-grip plastic handle. Shpg. wt. 3 oz.
9 AT 3649 29c




21 CRAFTSMAN Carpenter's Pencil. Flat sides have beveled edges. Fits work-aron pocket. Heavy black lead. 7 inches long. Shipping weight 2 ounces.
9 AT 3763 10c



22 CRAFTSMAN Butt Hinge Gauge. Simplifies door hanging and mortising. 3 cutters, accurately ground. Marked in 16ths of an in.
9 AT 3940—Shpg. wt. 12 oz. \$2.69.

You can equip a complete workshop from this book. See index on page 97.



CRAFTSMAN
REG. U.S. PAT. OFF.
**heavy-duty
Brace**

Superb professional quality. Box ratchet is completely enclosed to keep out dirt and reduce wear. Head rotates on ball bearings for extra-smooth operation. All exposed metal parts are attractively nickel plated to resist rust.

Brace only **\$9.99**
6-piece Bit Set **\$8.49**

Our very finest brace. Ratchet releases and reverses with knurled ring shift. Alligator-type chuck grips both round and tapered-shank bits. Hardwood head and center grip. Head is reinforced with steel for extra strength. Strong 1/2-inch frame. Full 10-inch sweep. 9 AT 4240—Brace only. Shipping weight 3 pounds 13 ounces.. \$9.99

Set of 6 CRAFTSMAN Auger Bits

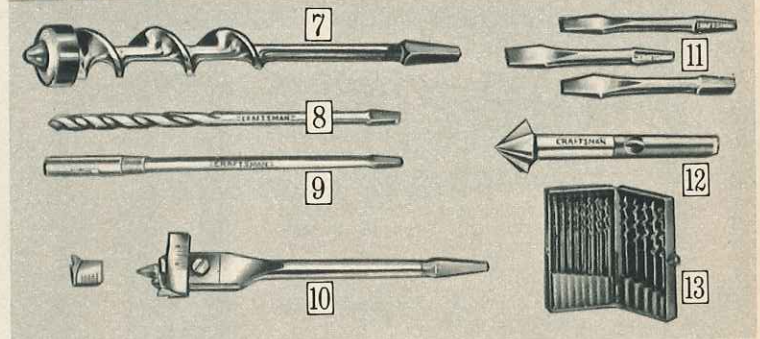
Same professional quality as (7) at right. Sizes 1/4, 3/8, 1/2, 5/8, 3/4 and 1 inch. Handy metal rack can be easily mounted on wall or work bench. Each bit has a removable protective plastic tip. 9 AT 4156—Shipping weight 1 pound 12 ounces.....Set \$8.49



Medium-duty Brace
\$4.99

A well-made, dependable brace... and what a low price! Four-jaw chuck grips both round and tapered-shank bits. Strong, semi-boxed ratchet releases and reverses with a knurled ring shift.

All exposed metal parts are brightly polished. Equipped with hardwood head and center grip. Head is reinforced with steel for extra strength. Sturdy steel frame. 10-inch sweep. Made in Japan. 9 AT 42411—Shipping weight 2 lbs. 14 oz.... \$4.99



7 CRAFTSMAN Auger Bits. Professional quality. All bits wood-tested and approved. Entirely precision-milled and polished. Spiral twists uniformly ground to close tolerances for smooth action without binding.

Self-starting screw points. Heat treated and tempered steel. All bits come with protective plastic tips.

Catalog Number	Size in.	Wt. oz.	Each
9 AT 41751..	3/4	3	\$1.29
9 AT 41752..	5/16	4	1.29
9 AT 41753..	7/16	4	1.29
9 AT 41754..	1/2	4	1.29
9 AT 41755..	5/8	5	1.29
9 AT 41757..	3/4	6	1.39
9 AT 41759..	7/8	6	1.49
9 AT 41762..	1	7	1.59
9 AT 41764..	1	9	1.79

9 CRAFTSMAN Auger Bit Extension. Solid steel socket type. Use with 1/16 to 3/4-inch auger bits. Extension measures 18 inches long. 9 AT 4161—Shpg. wt. 1 lb. 4 oz.....\$4.49

10 CRAFTSMAN Expansive Bits. Professional quality. Cutter blade has 1/16-in. settings. Standard Clark Pattern. Tempered tool steel. To change settings, simply loosen hold-down plate then position cutter blade for desired hole size (see hole sizes below). With two interchangeable tool steel cutter blades. Tapered square shanks fit braces. In plastic case.

9 AT 41924—Cuts 1/2 to 1 1/2-in. holes. Wt. 6 oz. \$3.49
9 AT 41934—Cuts 3/8 to 3-in. holes. Wt. 10 oz. 3.99

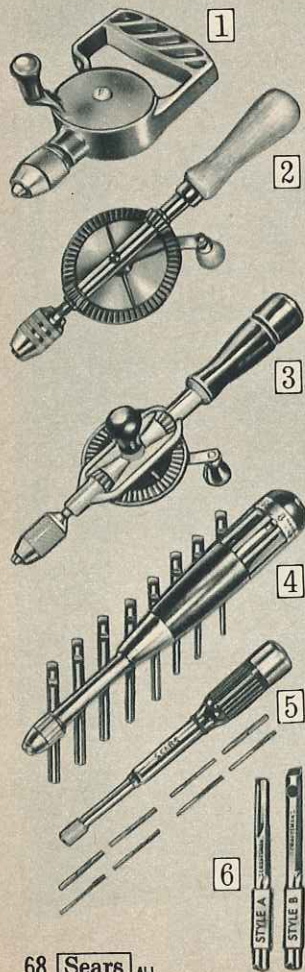
11 CRAFTSMAN Screwdriver Bits. Tapered square-shank bits for use with bit brace for positive driving of slotted screws. Forged steel. 5 in. long. Meet Federal Specs. GGG-B-376.

9 AT 41001—1/4 inch wide. Shpg. wt. 3 oz. 69c
9 AT 41002—5/16 inch wide. Shpg. wt. 3 oz. 69c
9 AT 41003—3/8 inch wide. Shpg. wt. 3 oz. 79c

12 CRAFTSMAN Countersink Bit. 5/8-in. size. Designed for use on wood. Made of forged steel. 1/4-inch combination shank fits bit braces, hand drills and electric drills.

9 AT 4205—Shipping weight 2 ounces..... 59c

13 CRAFTSMAN 14-piece Auger Bit Set. 13 bits, 1/4, 5/16, 3/8, 7/16, 1/2, 9/16, 5/8, 11/16, 3/4, 13/16, 7/8, 15/16, and 1 in. Plastic case. Same quality as (7) above left. Plastic tips not included. 9 AT 4172—Shpg. wt. 4 lbs. 7 oz. Set \$18.49



1 Close-quarter Hand Drill. Die-cast aluminum. Steel chuck takes drill bits* up to 3/4-inch diameter. 3 3/4 inches front to back. Measures 7 3/4 inches long over-all. 9 AT 4235—Wt. 1 lb. 6 oz. \$4.29

2 All-purpose Hand Drill. Nickel plated. 3-jaw chuck holds drill bits* up to 1/2-inch diameter. Double pinion gears. Hardwood handle. 10 3/4 inches long over-all. 9 AT 4210—Wt. 15 oz. \$2.29

3 CRAFTSMAN Hand Drill. Professional quality. Smooth-running cast-iron gears. Die-cast frame. 3-jaw chuck holds round-shanked drill bits* to 1/2-inch diameter. Drill bits store in handle (bits not included). Removable side handle. 12 1/4 inches long over-all. 9 AT 4230—Wt. 2 lbs. \$5.99

4 CRAFTSMAN Push Drill and 8 Points. Points store in special drill-selector handle—just dial to the drill size wanted. Internal bronze spirals. Ball lock chuck. Polished steel. 8 3/8 in. long over-all. 8 notched drill points (1/16, 5/64, 3/32, 1/64, 1/8, 5/64, 3/32, 1/64 inch). 9 AT 4220—Shpg. wt. 1 lb. \$5.99

5 Push Drill and 8 Drill Points. Polished steel; enameled handle. Internal bronze spirals. Steel 4-jaw chuck. With 8 fluted drill points. (1/16 to 1/64 in.). 9 1/2 in. long. 9 AT 4217—Wt. 13 oz. \$4.49

6 CRAFTSMAN Push Drill Points. Fit all popular push drills.

Set of 8—1/16, 5/64, 3/32, 1/64, 1/8, 5/64, 3/32, 1/64 in. Shpg. wt. 3 oz.

Fluted (Style A). 9 AT 42231.....Set \$1.59
Notched (Style B). 9 AT 42232.....Set 1.59

Set of 4. 1/16, 5/64, 3/32, 1/64 inch. Fluted (Style A). 9 AT 42181—Wt. 1 oz. Set 89c
Notched (Style B). 9 AT 42182—Wt. 1 oz. Set 89c

*Bits for (11), (12), (13) on page 10

8 CRAFTSMAN Electricians' Drills. 18 inches long. For use on wood or soft metal.

Made of strong, tempered steel. Tapered square shank measures 1 1/4 inches long. Made for use with bit brace.

Catalog Number	Size in.	Wt. oz.	Each
9 AT 67223..	1/4	6	\$2.39
9 AT 67225..	1/2	10	3.09
9 AT 67227..	3/4	12	4.79

No Money Down on anything Sears sells

SEE PAGE 97

Wire Brushes with hardwood handles

14 Curved back. 3 rows of 19 tufts (1 1/8 in.). 9 AT 3668—(14x1 in.) Wt. 9 oz. 69c

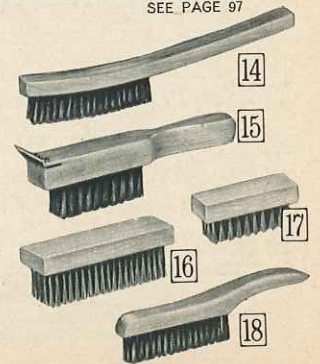
Curved back. 3 rows of 11 tufts (1 1/8 in.). 9 AT 3654—(12x7/8 in.) Wt. 6 oz. 59c



15 Brush and Scraper. 2 5/8-in. scraper. 4 rows of 10 tufts (1 1/2 in.). 9 AT 3647—(11x1 5/8 in.) Wt. 15 oz. \$1.39

16 Straight back. 6 rows of 19 tufts (1 3/4 in.). 9 AT 3653—(7 1/2x2 3/4 in.) Wt. 14 oz. 99c

17 Straight back. 5 rows of 10 tufts (1 1/4 in.). 9 AT 3652—(4 1/2x1 5/8 in.) Wt. 7 oz. 59c

18 Down-curved. 4 rows of 16 tufts (1 1/4 in.). 9 AT 3669—(10x1 in.) Wt. 9 oz. 79c





CRAFTSMAN
Black-and-white Long Tapes

3/8-inch blade 50 feet long \$399

Fit into corners where other tapes can't measure. Square, die-cast cases. Flexible, steel blades 3/8 in. wide painted white. Marks: 8ths, in., ft. Large self-adjusting end hook. Stud marks on 16-in. centers.

9 AT 3907-50 ft. Shpg. wt. 1 lb. 3 oz. \$3.99
9 AT 39072-100 ft. Shpg. wt. 1 lb. 14 oz. 5.99

Cloth Tape \$299

50 feet long. Markings show feet, inches and quarter inches.

Tape made of strong, coated cotton cloth 1/2 inch wide.

Case made of strong steel. Handle folds away flush for convenient handling and storage.

Shipping weight 7 oz.
9 AT 3904..... \$2.99



CRAFTSMAN Tape Rules . . built to measure up

1 Slim Tape. Flexible steel blade 1/4 inch wide. 2-inch case for making inside measurements.
9 AT 3914-6-foot. Shipping weight 4 ounces..... 79c
Extra Blade, 1/4 inch wide. For (1) above.
9 AT 39142-Shipping weight 2 ounces..... 49c

2 Top-reading Tape. Plastic window shows inside readings . . tape adds case size to measurements. Mylar® polyester-coated steel blade. Graduated in inches on back; inches, feet and inches, foot flags, stud markings on front. Red foot flags and stud markings, black numerals and graduations on white enamel. Copper-nickel-chrome-plated case. Belt clip.

1/2-inch wide Tape; 2 3/4 x 2 3/4 x 3/8-inch case.
9 AT 39173-10 feet. Shipping weight 9 ounces..... \$1.99
9 AT 39174-12 feet. Shipping weight 10 ounces..... 2.19
Extra Blades, 1/2 inch wide.
9 AT 39191-6 feet. Shipping weight 3 ounces..... 69c
9 AT 39192-8 feet. Shipping weight 4 ounces..... 79c
9 AT 39193-10 feet. Shipping weight 4 ounces..... 89c
9 AT 39194-12 feet. Shipping weight 5 ounces..... 99c

3/4-inch wide Tape; 2 3/4 x 2 3/4 x 1/8-inch case.
9 AT 39176-12 feet. Shipping weight 13 oz..... 2.99
Extra Blades, 3/4 inch wide.
9 AT 39195-10 feet. Shipping weight 5 ounces..... 1.29
9 AT 39196-12 feet. Shipping weight 5 ounces..... 1.39

3 1/2-in. Power-return Tape. Self-totalling flex-rigid blade; end hook. Push-button rewind. Stud markings every 16 inches.

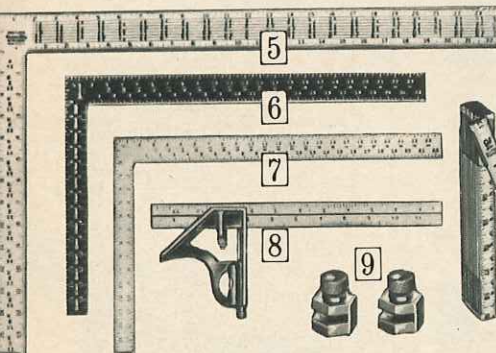
9 AT 39101-8 ft. Shpg. wt. 8 oz. \$1.49
9 AT 39102-10 ft. Shpg. wt. 9 oz. 1.79
9 AT 39103-12 ft. Shpg. wt. 9 oz. 1.99

3/4-inch Power-return Tape. As above but with stiffer blade.

9 AT 39121-10 ft. Shpg. wt. 11 oz. \$2.59
9 AT 39122-12 ft. Shpg. wt. 11 oz. 2.99

4 Locking Power-return Tape. Convenient lock button holds blade extended . . prevents creeping. Return button controls speed of return.

Front shows feet, inches, stud markings, foot flags. Back shows inches. Mylar® polyester-coated steel blade. Chrome-plated zinc case measures 2 in. wide. Belt clip included with tape.
9 AT 39061-1/2 in. x 10 ft. Wt. 9 oz. \$2.29
9 AT 39062-1/2 in. x 12 ft. Wt. 9 oz. 2.69
9 AT 39063-3/4 in. x 12 ft. Wt. 11 oz. 3.39



Precision made Carpenter's Squares

5 CRAFTSMAN Duralumin Rafter Square. Our finest. Can't rust, warp or shrink. Octagon and 100ths scale; rafter and brace table. Face marked in 8ths, 16ths; back in 10ths; 12ths. Etched black numbers. 24x2-inch body; 16x1 1/2-inch tongue.
99 AT 3963C-Shipping weight 2 pounds. \$6.99

6 CRAFTSMAN Steel Square. Rafter and brace table, octagon and 100ths scale. Blued steel; yellow markings. Face in 8ths and 16ths; back in 10ths and 12ths. 24x2-in. body; 16x1 1/2-in. tongue.
99 AT 39641C-Shipping weight 2 pounds. \$3.99

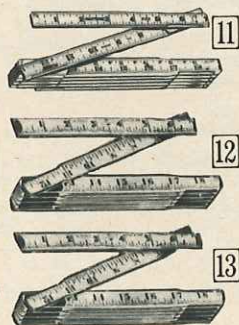
7 Steel Square. Face in 8ths and 4ths; back in 4ths. 24x2-inch body; 16x1 1/2-inch tongue.
99 AT 39642C-Shipping weight 2 pounds. \$2.49
Steel Square. Blued finish; white markings in 8ths on both sides. 12x1 1/2-inch body, 8x1-inch tongue.
9 AT 39643-Shipping weight 13 ounces..... 99c

8 CRAFTSMAN Combination Square. Use as inside or outside try square, depth gauge, rule or level. Chrome-plated steel blade. Black markings, 8ths, 16ths on one side; 16ths, 32nds on other. Holds scriber. Semi-steel beam has level and removable scriber. Blade ends indented for scribing.

Catalog No.	Blade	Beam	Shpg. wt.	Price
9 AT 39541	6x 3/8 in.	3 3/4 in.	9 oz.	\$2.69
9 AT 39542	12x 1 in.	4 in.	1 lb.	2.99

Economy Combination Square. 12x1-in. blade. 4-in. die-cast beam with level and scriber. 8ths, 16ths stamped on one side; 16ths, 32nds on other.
9 AT 3960-Shipping weight 13 ounces..... 99c

9 Angle or Stair Gages. Brass; steel screw. Use with square for repeat cuts. Package of 2.
9 AT 3956-Shipping weight 4 ounces. Pkg. 79c



6-foot Folding Rules

10 CRAFTSMAN Extension Rule. Made of choice straight-grained maple slats. Boxwood finish. Marked in 16ths on top and bottom edges. Read total inches or feet and inches. Brass extension machine etched, calibrated for inside measuring.

Stud center marking every 16 inches. Brass strike plates protect against wear. Positive locking joints. Outside readings.
9 AT 3934- Shpg. wt. 11 oz. \$2.69

Extension Rule. As above but with inside readings.
9 AT 3935- Shpg. wt. 11 oz. \$2.69

11 CRAFTSMAN Folding Rule. Made of select heavy maple slats. White finish. Marked in 16ths on top and bottom edges. Has same features as 9AT3934 above but without brass extension.
9 AT 3937- Shpg. wt. 9 oz. \$1.69

12 Good quality Wood Folding Rule. Made of selected hardwood. White finish. Marked in 16ths in. Friction joints. Outside reading.
9 AT 3911- Shpg. wt. 7 oz. 99c


13 Economy quality Wood Folding Rule. Hardwood with white finish . . plastic lacquer coating. Brass-plated friction joints.
9 AT 3918- Shpg. wt. 6 oz. 69c

CRAFTSMAN Steel Tapes

Blade measures 3/8 inch wide . . painted white. Black markings in eighths, inches and feet. Stud markings every 16 inches. Hook-and-ring end permits one-man measuring. Welded steel case.

Double-roller mouthpiece keeps tape from scraping or jamming. Folding handle opens by push pin. Anti-backlash, chrome-plated winding reel.

9 AT 39001-50 ft. Wt. 1 lb. 4 oz. \$4.99
9 AT 39002-100 ft. Wt. 2 lbs. 3 oz. 6.99



Construction Tools

14 CRAFTSMAN Try Square. 8-inch steel blade with black-oxide finish; white markings. Rosewood handle.
9 AT 39593- Shpg. wt. 10 oz. \$2.99

15 CRAFTSMAN Sliding "T" Bevel. Adjustable 8-inch stainless steel blade; locks in position. With rosewood handle and brass trim.
9 AT 39484- Shipping wt. 7 oz. \$2.49

Sliding "T" Bevel. With 8-in. blued steel blade. Plastic handle; locking device.
9 AT 3945- Shipping wt. 5 oz. \$1.09

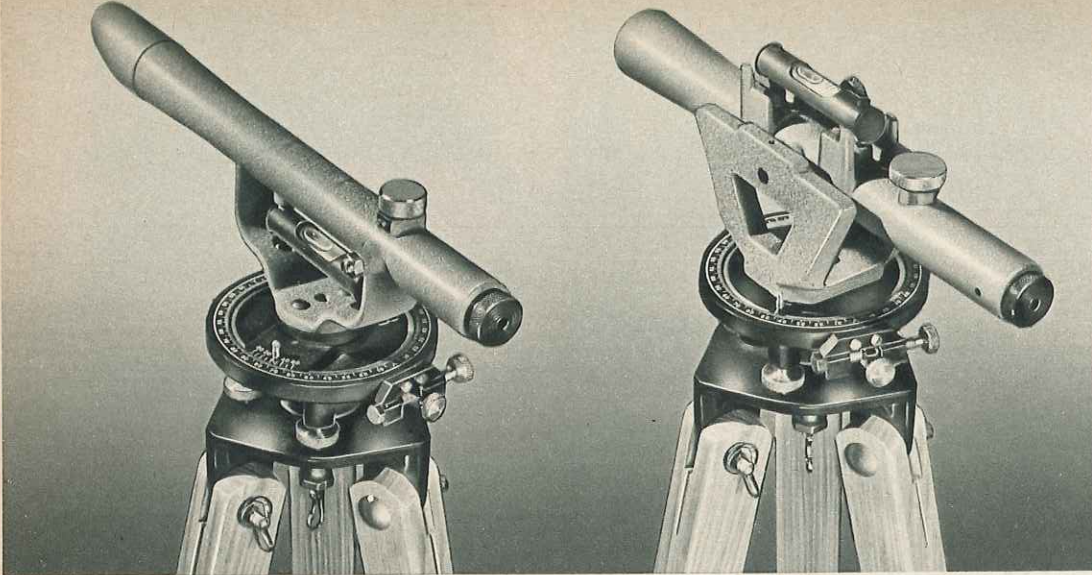
16 Yellow Chalk Line. 200-ft. ball. No. 21. For Carpenters, Masons, home use.
9 AT 7654- Shipping wt. 6 oz. Ea. 49c

17 Nylon Twine. 100-yd. spool. Size 21. 177-lb. test. Shipping weight 10 oz.
9 AT 76551- White. Each \$1.09
9 AT 76552- Yellow. Each 1.29

18 CRAFTSMAN Dual-Purpose Chalk and Plumb Line. Full rewind cylinder; fold-away handle. Slide-action brake releases automatically when line is rewound. Sturdy die-cast case. Combination refill cap and plumb bob tip. Powdered chalk incl. Hook ring on end. 50-foot line.
9 AT 3773- Shipping wt. 13 oz. \$1.69
100-foot line.
9 AT 37734- Shipping wt. 14 oz. 1.99

Powdered Carpenter's Chalk. For above. Shpg. wt. package 3 oz.
9 AT 37583- Blue. Pkg. 10c
9 AT 37584- Red. Pkg. 10c





CRAFTSMAN Utility Level
11-inch, 18-power telescope

Without tripod **\$59.99** cash **\$6** monthly

Designed especially for the farmer or landscaper who needs an accurate instrument, ruggedly constructed, yet economically priced. Has features found on our more expensive instruments.

11-inch, 18-power telescope with standards cast in one piece for remarkable strength and stability. Easy-to-read level vial (2 7/16 inches long) sleeve protected (as in engineer's level). Sensitivity, 8 minutes per 2mm division.

One-piece erecting eyepiece lets you see images right side up. Focuses 4 1/2 feet to infinity. 3 1/4-inch horizontal circle with vernier reads directly to 15 minutes (1/4 degree).

4-screw leveling head. With plumb bob, illustrated instruction manual and removable sunshade.

Without tripod.
99 AT 46101C—Shipping weight 7 lbs. . . . \$59.99

With stiff-leg tripod.
99 AT 46103L2—Shipping weight 16 lbs. . . 76.99

With stiff-leg tripod, 8-ft. leveling rod. (No target.)
99 AT 46104L2—Shipping weight 19 lbs. . . \$88.99

CRAFTSMAN Tilting Level
Ideal for aligning vertical objects

Without tripod **\$87.99** cash **\$8.50** monthly

Low-cost, multi-purpose instrument designed to meet leveling problems, checking and setting off horizontal angles, determining grades, plumbing vertical surfaces, running straight lines, etc.

Telescope tilts from 40° below to 40° above horizontal . . . locks into position for level. 11 1/2-in. dust-proof telescope, 12-power, focuses from 4 ft. to infinity. 3 1/2-in. horizontal circle reads to single degree, in 90° quadrants.

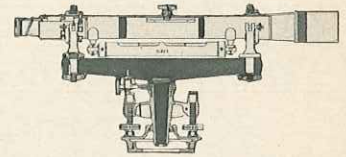
Extra-sturdy, 1-piece "U"-type yoke frame, low-friction axis bearings. 2 7/16-in. level vial, sensitivity: 8 minutes per 2mm division. 4-screw leveling head. Plumb bob included. Fitted hardwood case for carrying ease. Illustrated instruction manual "Adjustments and Field Maintenance."

Without tripod.
99 AT 46171C—Shipping weight 8 lbs. \$87.99

With stiff-leg tripod.
99 AT 46173L2—Shipping weight 17 lbs. . . 105.95

With extension-leg tripod.
99 AT 46172C2—Shipping weight 16 lbs. . . 115.95

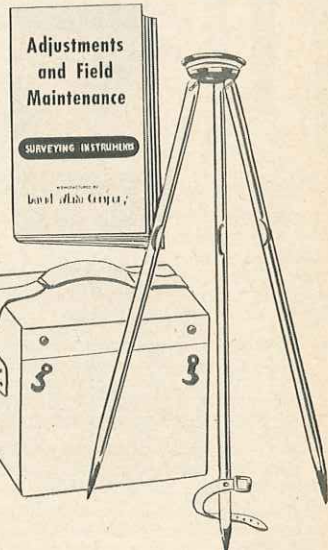
All **CRAFTSMAN**
REG. U.S. PAT. OFF.
Surveying Instruments
have these features
—to provide accuracy and
dependable performance



- **Achromatic lenses** . . color corrected to provide clear, sharp image
- **Rack and pinion focusing** . . gives smooth, responsive focus control
- **Erecting eyepiece** . . image is right side up, facilitates reading rod
- **Telescope bored to rifle-barrel accuracy** . . dustproof fittings
- **Sleeved level vial** . . rigid housing protects against rough handling
- **Fine motion mechanism** . . precision machined to prevent backlash

With every instrument you get:

- Fitted carrying case of sturdy hardwood
- Illustrated instruction manual

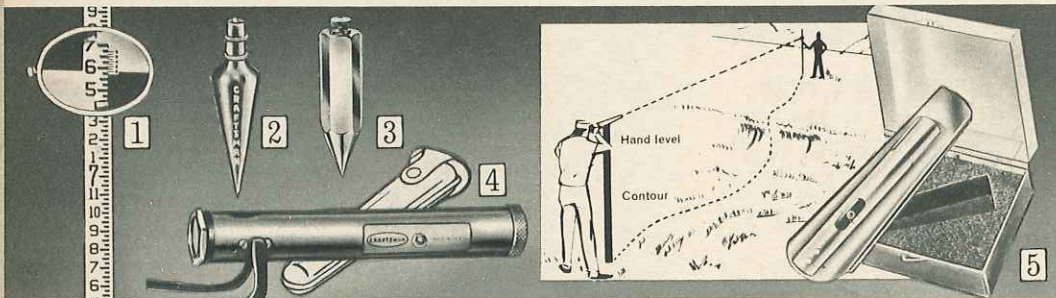


SERVICE INFORMATION

If your CRAFTSMAN Surveying Instrument needs adjustment or repairs, contact nearest Sears Store or Catalog Sales Office for fast, efficient service at the factory at reasonable charges.

No Money Down on anything Sears sells

SEE PAGE 97



CRAFTSMAN Surveying Tools and Accessories

1 CRAFTSMAN Sliding-section Leveling Rods. Solid maple construction. Clip-on target.

Builder's Rods. (In ft., in., 8ths.) Vernier readings to 1/64 inch.
99 AT 46121L—10 ft. Wt. 7 lbs. . . \$22.99
99 AT 46122L—15 ft. Wt. 8 lbs. . . 28.99

Engineer's Rods. (In ft., 10ths, 100ths.) Vernier to 1/1000 ft.
99 AT 46112L—10 ft. Wt. 6 lbs. . . \$22.99
99 AT 46113L—15 ft. Wt. 8 lbs. . . 28.99


2 CRAFTSMAN Brass Plumb Bobs.
99 AT 40001—6-oz. size. Wt. 10 oz. . \$2.79
99 AT 40002—16 oz. Wt. 1 lb. 5 oz. . 4.99

3 Economy Nickel-plated Steel Plumb Bobs.
99 AT 38401—5-oz. size. Wt. 7 oz. . . 59c
99 AT 38402—8-oz. size. Wt. 10 oz. . . 79c
99 AT 38403—12-oz. size. Wt. 14 oz. . . 99c

4 CRAFTSMAN Locke-type Hand Sighting Level. 6 1/2 in. long. For rough survey. 4-power bubble magnification. Focus adjusts. Vinyl pouch, belt loop, instr.
99 AT 4600—Shipping weight 9 ounces. \$13.99

5 CRAFTSMAN Pocket Sighting Surface Level. As a sighting level, can be used for grading, leveling, preliminary surveys. As a surface level, can be used for leveling shelves, refrigerators, counter tops and many other items. Objective window has center line *plus* line to determine pitch. . . stadia lines with 1:12 ratio to estimate distance. Built in sunshade. Only 5 inches long. Lightweight aluminum with steel tension clip. Instruction manual included. Plastic case.
99 AT 4624—Shipping weight 13 ounces. \$5.79

6 CRAFTSMAN Tripods. Kiln-dried hardwood.
For 99 AT 46212C, 99 AT 46101C, 99 AT 46171C.
99 AT 46091L—With stiff legs. Wt. 9 lbs. \$19.99
99 AT 46092C—With extension legs. Wt. 8 lbs. . . 30.99
For 99 AT 4619C, 99 AT 4602C and 99 AT 4603C.
99 AT 46094L—With stiff legs. Wt. 10 lbs. . . . \$43.99
99 AT 46095C—With extension legs. Wt. 10 lbs. . 57.99



CRAFTSMAN Transit Level

Without tripod **\$104.95** REG. U.S. PAT. OFF.
cash **\$10** monthly

Levels even with telescope in transit position thanks to location of precision vernier scale on the horizontal circle. All you do is match two lines to get accurate readings in minutes and degrees.

18-power, 11-in. telescope. Focuses 4 feet to infinity. 26mm objective lens. Expanded vernier on 3 3/4-in. horizontal circle reads to 15 minutes. 2 7/16-in. scope vial . . . 8 minutes per 2mm division . . . protected by rotating metal sleeve. 1 3/8-in. plate level vial has sensitivity of 14 minutes per 2mm division. 1 1/16-in. radius vertical arc graduated 50° to 0° to 50° in single degrees. With removable sunshade; 4-screw leveling head; positive, tapered leveling lock; plumb bob.

Without tripod.

99 AT 46212C—Shpg. wt. 8 lbs. \$104.95

With stiff-leg tripod.

99 AT 46218L2—Shpg. wt. 17 lbs. \$121.95

With extension-leg tripod.

99 AT 46213C2—Shpg. wt. 16 lbs. \$134.95

With stiff-leg tripod and 8-ft. leveling rod. Target not included with leveling rod.

99 AT 46219L2—Shpg. wt. 20 lbs. \$134.95



CRAFTSMAN Construction

Level . . . our finest!

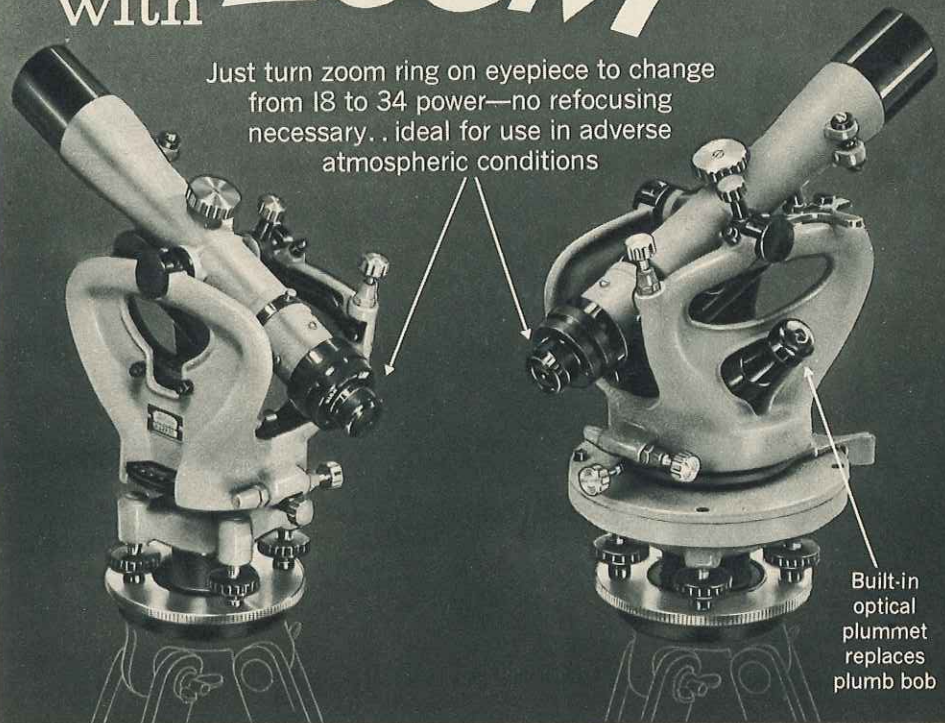
Without tripod **\$309.95** REG. U.S. PAT. OFF.
cash **\$19.50** monthly

33-power, 18-in. telescope. Focuses from 8 1/2 feet to infinity. 39mm objective lens. Horizontal circle with double vernier reads to 5 minutes (1/12°). Level vial sensitivity 50 seconds per 2mm division.

Dust protected eyepiece, leveling, tangent and clamp screws. Fitted, forged steel center. Includes 12-oz. steel plumb bob, sunshade and carrying case. Without tripod . . . order 99 AT 46094L or 99 AT 46095C separately . . . see (6) on the facing page. 99 AT 4615C—Shpg. wt. 20 lbs. \$309.95

Now with ZOOM LENS!

Just turn zoom ring on eyepiece to change from 18 to 34 power—no refocusing necessary. . . ideal for use in adverse atmospheric conditions



Built-in optical plummet replaces plumb bob

CRAFTSMAN Contractor's Transit Levels

REG. U.S. PAT. OFF.

Without optical plummet or tripod **\$247.95** REG. U.S. PAT. OFF.
cash **\$17** monthly

Same as level described at right . . . with 18 to 34 power zoom lens but without built-in optical plummet. Plumb bob is included.

With stiff-leg tripod.

99 AT 46193L2—Shpg. wt. 27 lbs. \$289.95

Without tripod. Order 99 AT 46094 or 99 AT 46092C separately . . . see (6) on the facing page.

99 AT 46192C—Shpg. wt. 17 lbs. . . \$247.95

With fixed-power 22x lens. Without tripod. Order 99 AT 46094L or 99 AT 46095C separately . . . see listing (6) on the facing page.

99 AT 4619C—Shpg. wt. 17 lbs. . . \$219.95

Surveyor's Jeweled Compass (not shown). In degrees. Gear and pinion adjustments.

For levels described above and at right.

9 AT 4616—Shpg. wt. 1 lb. \$16.69

For levels described at left above and former levels 99-4621 and 99-46215.

9 AT 4613—Shpg. wt. 1 lb. \$13.69

Without tripod **\$319.95** REG. U.S. PAT. OFF.
cash **\$20.50** monthly

Designed for quick change from 18 to 34 power. Compensates for atmospheric conditions, dim light or type of work without need to refocus. Built-in optical plummet cuts error, eliminates wind-blown plumb bob. Center point located and locked into position through optical plummet scope—no guesswork.

4 1/8-inch level on scope (110 seconds per 2mm division) and 1 3/4-inch vial on plate for constant level control and greater accuracy. 360° horizontal circle reads to single degrees. Vertical arc reads to 50° above or below 0°. Horizontal, vertical vernier readings to 5 minutes. Hardwood carrying case, sunshade, pin wrench, illustrated manual included.

With stiff-leg tripod.

99 AT 46023L2—Shipping weight 31 lbs. . . \$359.95

Without tripod. Order 99 AT 46094L or 99 AT 46095C separately . . . see listing (6) on the facing page.

99 AT 46022C—Shipping weight 21 lbs. . . \$319.95

With fixed-power 22x lens. Order 99 AT 46094L or 99 AT 46095C separately . . . see (6) on the facing page.

99 AT 4602C—Shipping weight 21 lbs. . . . \$289.95

All CRAFTSMAN Precision Instruments are precision tested for accuracy . . . and they're loaded with fine features . . . see facing page for full details

CRAFTSMAN

REG. U.S. PAT. OFF.

Builder's Dumpy Level

Without tripod **\$184.95** REG. U.S. PAT. OFF.
cash **\$12.50** monthly

New . . . with variable-power zoom lens. Turn eyepiece ring to change from 20 to 36 power in 12-inch telescope while scope stays in focus of 5 feet to infinity. Makes it simple to compensate for lack of light, bad atmospheric conditions and type of work without necessity of refocusing. Double vernier on 360° horizontal circle reads to 5 minutes (1/12°). 4 1/8-inch leveling vial; 4 leveling screws; shifting center. Plumb bob, sunshade and hardwood case. Manual also included.

With stiff-leg tripod.

99 AT 46033L2—Shipping weight 26 pounds. \$224.95

Without tripod. Order 99 AT 46094L or 99 AT 46095C separately . . . see listing (6) on the facing page.

99 AT 46032C—Shipping weight 16 pounds. \$184.95

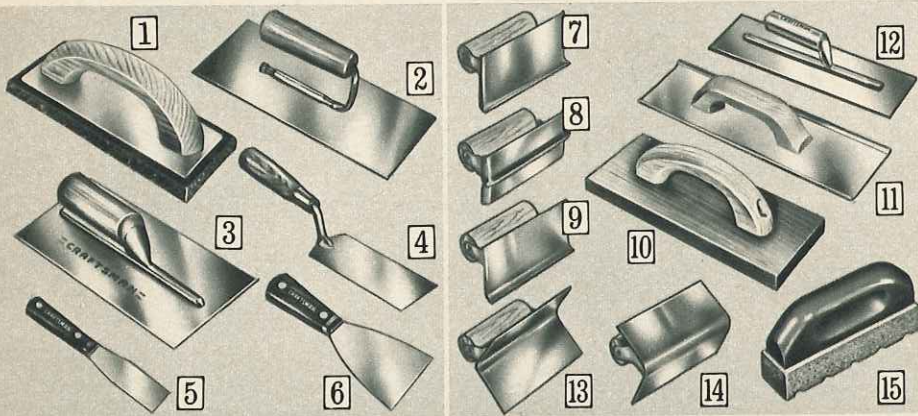
With fixed-power 25x lens. Without tripod. Order 99 AT 46094L or 99 AT 46095C separately . . . see listing (6) on facing page.

99 AT 4603C—Shipping weight 16 pounds. \$159.95



ZOOM LENS

Plastic, Cement, Masonry-workers' and Dry-wall Tools for professionals and do-it-yourselfers



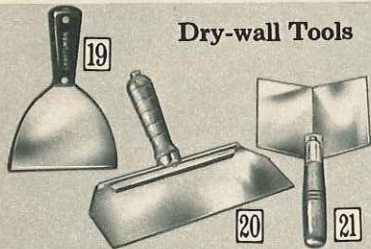
Plasterers' Tools

- 1 Rubber Float.** Fine-cell sponge rubber, 1/2 in. deep. Aluminum backing, top edges beveled. 4x9 1/2 inches. Wood handle.
9 AT 65602—Shipping wt. 12 oz.... \$1.49
- 2 Trowel.** 4 1/2x10-in. spring steel blade, lacquered to resist rust. Wood handle.
9 AT 6592—Shipping weight 13 oz.... 99c
- 3 CRAFTSMAN Finishing Trowel.** 4 3/4x11-in. spring steel blade. Aluminum alloy shank. Wood handle.
9 AT 6550—Shipping wt. 1 lb. 2 oz. \$3.99
- 4 CRAFTSMAN Patching Trowel.** 1 3/4x5 1/2-in. steel blade, hardwood handle. For cement, plaster and putty work.
9 AT 6589—Shipping weight 5 oz.... \$1.29
- 5 CRAFTSMAN Putty Knives.** 1 1/4 inches wide, carbon steel blade, mirror polished. Plastic handle. Shipping weight each 6 oz.
9 AT 90151—Flexible blade..... 99c
9 AT 90161—Stiff blade..... 99c
9 AT 90091—Chisel-point stiff blade. \$1.19
- 6 CRAFTSMAN Wall Scrapers.** 3-inch wide carbon steel blade, mirror polished. Has strong plastic handle.
Flexible blade.
9 AT 90171—Shipping weight 6 oz.. \$1.49
Stiff blade.
9 AT 90181—Shipping weight 8 oz.. 1.49

Cement Workers' Tools

- (7 thru 9) have cold-rolled steel blades, unless noted. Welded mountings. Smooth wood handles.
- 7 Curved Edger.** 3x6 inches; radius 3/8 inch.
9 AT 65412—Shipping weight 13 oz..... 99c
- 8 Groover.** 3x6 in., cuts 3/8-in. groove. Ends curved.
9 AT 65413—Shipping weight 13 oz..... 99c
- 9 Straight Edger.** 3x6 inches; radius 3/8 inch.
9 AT 6541—Shipping weight 13 oz..... 99c
- (10 and 11) Floats. For floating cement to surface before troweling. Comfortable-grip wood handle.
- 10 Redwood Float.** 12x5x3/4 inches deep.
9 AT 6540—Shipping weight 1 lb. 4 oz. \$1.19
- 11 Float.** 4x14-in. alum. blade. 1/4-in. rib at edge.
9 AT 65442—Shipping weight 14 oz.... \$1.99
- 12 CRAFTSMAN Finishing Trowel.** 4x14-inch steel blade, aluminum alloy shank.
9 AT 6557—Shipping weight 1 lb. 2 oz.... \$4.29
With stainless-steel blade, 12 rivets.
9 AT 6564—Shipping weight 1 lb. 2 oz.... 4.99
- 13 Outside-corner Tool.** 2 1/2x2 1/2x6 in. 1/2-in. radius.
9 AT 65415—Shipping weight 1 lb..... \$1.19
- 14 Inside-corner Tool.** 2 1/2x2 1/2x6 in. 1/2-inch radius.
9 AT 65414—Shipping weight 1 lb..... \$1.19
- 15 Rubbing Brick.** 8x2x1 1/2 in. Vitrified silicon carbide. 1 side fluted, 2 sides flat. Wood handle.
9 AT 64271—Shipping weight 2 lbs. 8 oz.... \$2.19

Dry-wall Tools

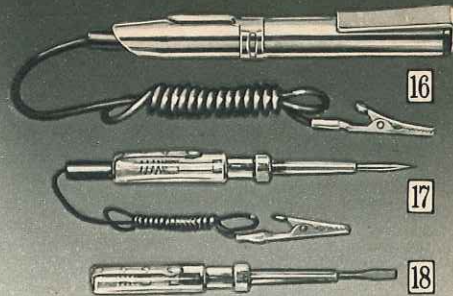


- 19 CRAFTSMAN Wall Scrapers.** Tempered, steel blade polished to a mirrorlike finish. Strong handles made of plastic.
Shipping weight 7 ounces.
4-inch size.
9 AT 90051..... \$1.79
5-inch size.
9 AT 9005..... 2.19
- 20 Adjustable Taping Knife.** Stainless steel blade measures 3 1/2 inches wide by 11 inches long. With strong hardwood handle.
Shipping weight 14 ounces.
9 AT 6576..... \$2.49
- 21 Corner Taping Tool.** Strong blade of flexible stainless steel adjusts to 90°. With heavy-angled wood handle.
Shipping weight 10 ounces.
9 AT 65734..... \$2.49

Masons' Tools



- 22 CRAFTSMAN Flat-brick Jointer.** One round, one grooved end. For concave and convex pointing. Forged steel, chrome plated. 9 1/2 inches long.
9 AT 43225—Shipping weight 9 oz..... \$1.49
- 23 CRAFTSMAN Square Brick Jointer.** One round, one square point. For V-shape or round joints. Forged steel.
9 AT 43215—9 in. long. Shpg. wt. 9 oz..... \$1.49
- 24 CRAFTSMAN Bricklayer's Hammers.** Polished, forged steel head, hickory handle. Length 11 in.
9 AT 6545—24-oz. head. 8 1/4 in. long. Wt. 2 lbs. 3 oz. \$4.99
9 AT 6543—16 oz. head. 7 1/2 in. long. Wt. 1 lb. 8 oz. 4.69
- 25 CRAFTSMAN Bricklayer's Chisel.** Forged steel; 4-in. bit. 3/8-in. beveled square shank. Double bevel edge.
9 AT 6558—Shipping weight 1 lb. 2 oz..... \$1.99
- 26 Philadelphia-pattern Brick Trowels.** Tempered steel blade, brass mounting. Hardwood handle.
9 AT 6580—5x10 1/2-inch blade. Wt. 1 lb. 1 oz.... \$2.99
9 AT 6556—4 1/2x8 1/2-inch blade. Shpg. wt. 9 oz.... 2.49
- 27 CRAFTSMAN Pointing Trowel.** 2 3/4x5 1/2-in blade.
9 AT 6581—Shipping weight 6 ounces..... 1.29
- 28 CRAFTSMAN Tuck-pointing Trowel.** 3/8x6-in. tempered spring-steel blade. Hardwood handle.
9 AT 6587—Shipping weight 5 ounces..... \$1.29



Circuit Testers for home, hobby, industry

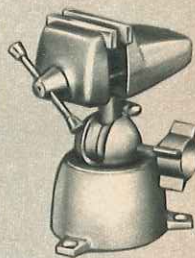
- 16 Combination Circuit Tester and Flashlight.** Use for continuity testing on unpowered circuits or as a pocket flashlight. Magnified lens intensifies light. Uses pen light "AA" batteries (not incl.). Ideal for hobbies. Use at home to check fuses, circuits, broken wires and faulty appliances or keep it in your car.
Made of brass; chrome-plated. Alligator clip at end of wire gives positive contact. 3-foot ground lead. Retractable pocket clip slides along flashlight; becomes a test probe when checking continuity. 5/8-in. diameter; 5 1/2 in. long.
9 AT 4173—Shipping weight 6 oz..... \$2.39

- 17 Low-voltage (6 to 12-volt) live circuit Tester.** Designed for tracing circuits with power applied up to 20 volts, AC or DC. Perfect for auto, boat or model train applications.
Also useful for industrial maintenance. Bulb glows in handle. With Alligator clip ground and needle-point probe for penetrating insulation. 20-inch ground lead. 5 1/2 inches long.
Shipping weight 4 ounces.
9 AT 4170..... \$1.79

- 18 110-120-volt Pocket Electric Tester.** Excellent for troubleshooting in industrial maintenance or for use in the home. Use it to test wall sockets and lamp sockets.
Built-in neon lamp lights up when tester is attached to current. Does not require wires like most line voltage testers.
Can also be used as a handy pocket screwdriver. Overall length 5 1/4 inches.
9 AT 4169—Shipping weight 4 oz..... 99c


Rotating, tilting Vise




- Rotate or tilt vise to any position as needed. Swivels 360°. Head swivels and tilts to any tangent up to 180°.
Rugged construction. Die-cast zinc and aluminum alloys reinforced with steel and brass plates. Single lock-screw holds head in position. 4 1/2x4 1/2-in. base, 6 1/2 in. high. Jaws open 2 1/2 in.
Shpg. wt. 4 lbs. 2 oz.
9 AT 45339..... \$16.99



Special Scissors and Tweezers

- 29 Scissor Clamps.** Use as heat sinks, for handling small parts. Straight end, serrated jaws. Locking notches. 5 inches long. Shipping weight 4 ounces.
9 AT 45018..... \$4.99
- 30 Electronic Scissors.** Use to snip fine wire. Fits palm of hand. Made of steel. 5 inches long. Shipping weight 3 ounces.
9 AT 45337..... \$3.99
- Standard Design Scissors** (not shown). 5 inches long.
9AT45338—Wt. 3 oz. \$2.99
- 31 CRAFTSMAN 6-inch straight-end Tweezers.** Tempered spring steel, nickel-plated. Shpg. wt. 4 oz.
9 AT 4459..... 89c
- 32 CRAFTSMAN 6 1/2-inch bent-end Tweezers.** Tempered spring steel, nickel-plated. Shpg. wt. 4 oz.
9 AT 4460..... 89c





Precision Hobby Knife Sets in pocket-sized plastic cases

7-piece Set. $\frac{5}{16} \times 5$ -in. aluminum handle. 6 assorted blades. $1\frac{1}{2} \times \frac{1}{4}$ -in. surgical steel blades can be resharpened.
9 AT 45133—Shpg. wt. 5 oz. Set \$1.79


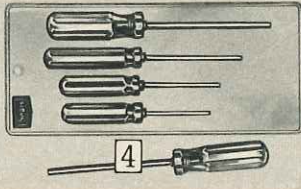

4-piece heavy-duty Set. $3\frac{1}{2} \times \frac{1}{8}$ -in. plastic handle. Aluminum chuck. 3 assorted blades. $\frac{5}{16} \times 1\frac{1}{8}$ -in. surgical steel blades . . . can be resharpened.
9 AT 45132—Shipping weight 6 oz. Set \$1.99

CRAFTSMAN 11-piece Set. $\frac{5}{16} \times 4\frac{3}{4}$ -in. aluminum handle with pocket clip holds blades with flat or round shanks. 10 asst. $1\frac{1}{2} \times \frac{1}{4}$ -in. surgical steel blades . . . can be resharpened.
9 AT 45131—Shipping weight 5 oz. Set \$3.39

Pkg. of 5 assorted replacement blades.
9 AT 45142—Shpg. wt. 3 oz. Pkg. 79c

Package of 3 assorted Replacement Blades.
9 AT 45141—Shipping weight 3 oz. Pkg. 69c

Pkg. of 10 assorted Blades (round, flat shanks).
9 AT 45135—Shipping weight 3 oz. Pkg. \$1.99



Creative Precision Tools for electronic technicians and hobbyists

1 Crimping Tool. Crimps on solderless terminals; strips insulation. Cutter completely cuts through No. 12 wire. Spring steel, plastic grips. Measures $5\frac{3}{4}$ inches long.
9 AT 45336—Shpg. wt. 6 oz. \$2.59

2 $2\frac{1}{2}$ -in. Heat Sink. For electronic soldering. Copper jaws absorb excess heat. With insulated handles.
9 AT 4533—Shpg. wt. 3 oz. 99c
Same as above but $1\frac{1}{2}$ inches long.
9 AT 45331—Shpg. wt. 3 oz. 89c

3 Hex, Spline Kit. Includes six hex in sizes .050 to $\frac{5}{32}$ inch and six spline in sizes .033 to .096 inch.
9 AT 45116—Wt. 4 oz. Kit \$1.69

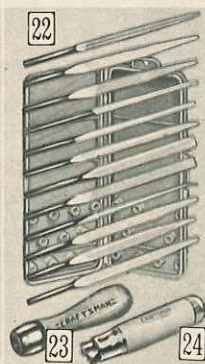
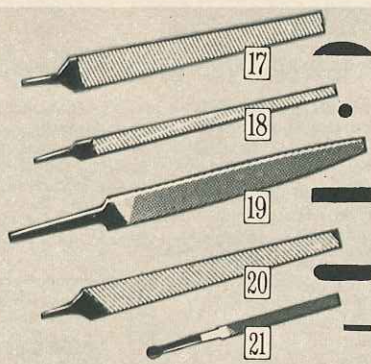
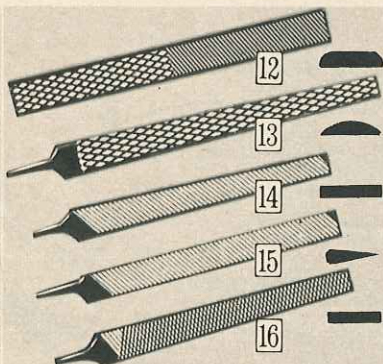

4 5-piece Hex Driver Kit. Most-used sizes: .050, $\frac{1}{16}$, $\frac{5}{64}$, $\frac{3}{32}$, $\frac{1}{8}$ (across flats). Drive, tighten components, control knobs, chassis-mounting screws. Tempered steel blades, plastic grips. Plastic pouch included with kit.
9 AT 45216—Wt. 6 oz. Kit \$4.59

5 5-piece Sub-miniature Nut Driver Set. Come in sizes $\frac{5}{64}$, $\frac{3}{32}$, $\frac{1}{64}$, $\frac{1}{8}$ and $\frac{5}{32}$ inch. Each driver with strong plastic handle that lets you take firm grip.
9 AT 45044—Shpg. wt. 8 oz. Set \$4.49

6 8-piece Miniature Nut Driver Set. 7 color coded nut drivers, each $3\frac{3}{8}$ in. long (sizes $\frac{1}{8}$, $\frac{5}{32}$, $\frac{3}{16}$, $\frac{1}{4}$, $\frac{5}{16}$, $1\frac{1}{2}$ and $\frac{3}{8}$ in. Sizes marked on each driver. $3\frac{3}{4}$ -in. extension handle makes individual handles 6 in. long. Comes in plastic roll-up pouch.
9 AT 45045—Shpg. wt. 9 oz. Set \$5.99

7 6-piece Open-end Wrench Set. $\frac{5}{64}$, $\frac{3}{32}$, $\frac{1}{64}$, $\frac{1}{8}$ and $\frac{5}{32}$ in. Plastic handle.
Shpg. wt. 6 oz.
9 AT 45113 Set \$3.29

6-piece Hex Wrench Set. (not shown.) .028, .035, .050, $\frac{1}{16}$ and $\frac{5}{64}$ in. Plastic handle included.
Shpg. wt. 6 oz.
9 AT 45114 Set \$2.59



Get right type and size file to do the job fast . . . easily

Kromedge® Files and Rasps . . . stay sharp and last longer

Hard chrome surfaces keep them cutting at top efficiency far longer than ordinary files and rasps. Cut fast, *clog less*. In plastic cases. Imported from Central Europe except (21).

8 8-inch Chain Saw Files. Double cut for fast, easy cutting.
9 AT 3116, 9 AT 3118 for gasoline saws; 9 AT 3117 for electric saws. Shipping weight each 4 oz.

Catalog Number	Diam. (in.)	Chain pitch (in.)	Each
9 AT 3117 . . .	$\frac{3}{16}$	$\frac{3}{16}$.89c
9 AT 3116 . . .	$\frac{1}{4}$	$\frac{1}{2}$.89c
9 AT 3118 . . .	$\frac{3}{32}$	$\frac{1}{16}$, .404, $\frac{3}{8}$.89c

Taper Files.

Catalog No.	Size	Wt.	Each
9 AT 31332	6 in.	3 oz.	.49c
9 AT 31333	7 in.	4 oz.	.49c

Double extra slim

9 AT 31242	6 in.	3 oz.	.49c
9 AT 31244	7 in.	4 oz.	.49c

Extra slim

9 AT 31261	4 in.	2 oz.	.39c
9 AT 31262	6 in.	3 oz.	.49c

Slim

9 AT 31272	6 in.	3 oz.	.49c
9 AT 31273	7 in.	4 oz.	.49c

Catalog No.	Type	Size	Shpg. wt.	Each
12 9 AT 31224	Shoe Rasps	8 in.	7 oz.	\$1.09
9 AT 31225		10 in.	10 oz.	1.39
13 9 AT 31215	Wood Rasps	10 in.	11 oz.	1.79
9 AT 31216		12 in.	1 lb., 2 oz.	2.09
14 9 AT 31292	Mill Files	6 in.	4 oz.	49c
9 AT 31294		8 in.	6 oz.	59c
9 AT 31295		10 in.	9 oz.	79c
(15) 9 AT 3120	Crosscut Saw File	8 in.	6 oz.	1.09
16 9 AT 31254	Flat Bastard File	8 in.	7 oz.	79c
9 AT 31255		10 in.	12 oz.	1.09
17 9 AT 31234	Half Round Bastard File	8 in.	7 oz.	1.09
9 AT 31235		10 in.	11 oz.	1.39
18 9 AT 31242	Round Bastard File	6 in.	4 oz.	49c
9 AT 31244		8 in.	5 oz.	69c
9 AT 31245		10 in.	7 oz.	89c
(19) 9 AT 3132	Warding File	4 in.	2 oz.	59c
20 9 AT 3128	Mill File (2 round edges)	8 in.	6 oz.	79c

21 CRAFTSMAN Ignition File. Double cut. Length 5 in.
9 AT 3119—American made. Shpg. wt. 3 oz. Each 29c


Files, Accessories

22 Die Maker's File Set. Swiss-pattern needle-point files. Kromedge. Medium cut, No. 2 files. $5\frac{1}{2}$ in. long. Set of 12. From Western Europe. Shipping weight 7 ounces.
9 AT 6759 Set \$4.19

23 CRAFTSMAN File Handles. Self-threading. Strong wood handle. Metal ferrule.

Catalog Number	Size	Shpg. wt.	Each
9 AT 67811	Ex. Small	3 oz.	.29c
9 AT 67812	Small	3 oz.	.29c
9 AT 67813	Medium	5 oz.	.35c
9 AT 67814	Large	5 oz.	.45c

24 CRAFTSMAN Adjustable File and Tool Handle. For tang tools with tangs up to $\frac{1}{4}$ inch in diameter. Use as handle for files, rasps, blades, etc. Shipping weight 4 ounces.
9 AT 6775 99c



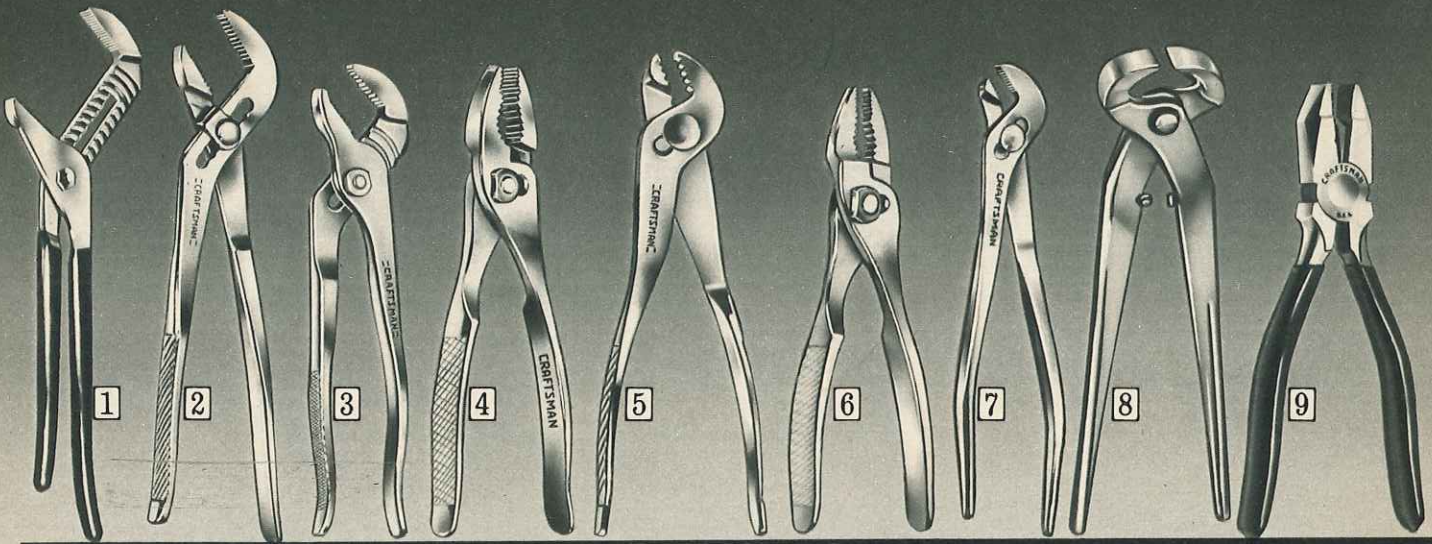
End view

Power Mower, Garden-tool File
89c

Specially designed for sharpening rotary power-mower blades. Ideal, too, for spades, shovels, hoes, etc.

Double cut. Tang formed as file's handle. Kromedge. Remains sharp through long service. Length 8 in.

Imported from Central Europe. Wt. 7 oz.
9 AT 3115 89c



CRAFTSMAN PLIERS..Top professional quality..

Forged special alloy steel for extra strength, long life

Jaws accurately machine milled for non-slip grip

Precision-fitted joints open and close freely, smoothly

(1 thru 9) All superb CRAFTSMAN quality . . . see features above.

1 Arc-joint Pliers. 16 inches long, 4-inch jaw capacity. Pipe wrench type teeth grip work securely. Adjust to 11 different positions. Single-hand grip. Forged alloy steel is nickel-chrome plated to resist rust. Plastic-coated handles.

9 AT 45273—Shipping weight 2 pounds 12 ounces.....\$4.99

2 King-size Utility Pliers. Thin, wide-angle nose gets into tight places where a pipe wrench won't. 7 positive positions. Open to 2 inches. Forged alloy steel is heat-treated, tempered, polished and chrome plated. Meet Fed. Specs. GGG-P-471c. 10½ in. over-all.

9 AT 4471—Shipping weight 1 pound 3 ounces.....\$2.49

3 Arc-joint Pliers. Machine-milled curved joint track takes load off bolt. Teeth grip like a pipe wrench . . . force the work back into the jaws. 5 adjustments open up to 1½ inches. Chrome plated to resist rust. Meet Fed. Specs. GGG-P-471c. 9½ inches long.

9 AT 4527—Shipping weight 1 pound.....\$3.09

Similar to above, but has 3 adjustments. 6 in. long. Open ¾ in.

9 AT 4545—Shipping weight 7 ounces.....\$2.19

4 Slip-joint type. Regular nose. Double-curved jaws grip ¼-in. stock or 1-in. pipe with same power. Milled jaws, teeth. Knurled handles for non-slip grip. Chrome-plated . . . resists rust. Exceed Federal Specs. GGG-P-471c, Type II, Style A, Class 2.

9 AT 45360—6¾ in. long. Wt. 8 oz.....\$1.49

9 AT 45361—8 in. long. Wt. 12 oz.....1.89

5 Battery Pliers. 22° angle head. 2 adjustments. 0 to ½-in. capacity. Pipe-wrench-type teeth. 7 inches long.

9 AT 44763—Shipping weight 9 ounces.....\$1.79

6 Thin-nose, Slip-joint Pliers. Get into tight spaces. 2 adjustments. Drop-forged alloy steel, chrome plated . . . resist rust. Wire cutter. 5¾ in. long. Exceed Fed. Specs. GGG-P-471c, Type II, Class 2, Style B.

9 AT 4537—Shipping weight 6 ounces.....\$1.49

7 Ignition Pliers. 40° angle jaws; 0 to ½-in. capacity. Thin jaws. 3 adjustments. Chrome plated. Exceed Fed. Specs. GGG-P-471c, Type II, Class 1, Style B.

5 in. long.

9 AT 4513—Shipping wt. 4 oz.....\$1.29

8 Nail-cutting Nippers. Forged tempered steel. Hand-honed cutting edges. 14-in. size will cut 16-penny nails.

9 AT 45241—10 in. long. Wt. 15 oz.....\$3.59

9 AT 45231—14 in. long. Wt. 2 lbs. 5 oz.... 4.29

9 Lineman's Pliers. Heavy duty. Beveled nose, side cutting, knurled grips. Meet Fed. Specs. GGG-P-471c. Type IX, Class 1, Style A.

9 AT 45180—7 in. long. Wt. 12 oz.....\$3.99

9 AT 45181—8½ in. long. Wt. 1 lb. 2 oz.... 4.79

Bolt Cutters, low-priced Strippers and Pliers

10 24-in. Bolt and Rod Cutter. Cuts ¾-in. soft or ⅝-in. hard bolts, rods. Compound action. Alloy steel jaws. Center cut.

99 AT 6568C—Shpg. wt. 7 lbs.....\$16.99

11 15-in. Bolt and Rod Cutter. Cuts ¼-in. soft or med. hard bolts, rods. Center cut. Alloy steel jaws.

9 AT 6569—Shpg. wt. 1 lb. 15 oz.....\$6.29

12 Stripper. CRAFTSMAN Automatic . . . just squeeze handles together. Strips 8 to 22 gauge; eliminates wire damage.

9 AT 45981—Shipping wt. 1 lb.....\$5.99

13 Fence Pliers. CRAFTSMAN Drop-forged steel. Drive, pull staples . . . cut, stretch, etc. 10½ in. long. W. Germany.

9 AT 45225—Shpg. wt. 1 lb. 14 oz.....\$3.99

14 Ring Pliers; Truarc convertible retaining ring. Handle 9 types. Use to compress internal-type retaining rings, or expand external. Convert easily.

Small. Use with 109 sizes.

9 AT 45350—Shipping wt. 5 oz.....\$3.79

Large. Use with 95 sizes.

9 AT 45351—Shipping wt. 8 oz.....4.29

15 Stripper. *Electrician's.* Strips 10 to 18-gauge solid wire. 6 in. long.

9 AT 45984—Shipping wt. 7 oz.....\$2.09

Electronic . . . like (15) but strips 16 to 20-gauge solid or stranded wire.

9 AT 45985—Shipping wt. 7 oz.....\$2.09

16 Stripper. Cuts, strips 12 to 26-gauge.

9 AT 45986—5 in. long. Wt. 6 oz.....\$1.29

Insulation Grips for pliers

17 Use on plain or plastic-coated handles. Amber-colored plastic. Pkg. 2.

9 AT 45161—4½-in. for 6 or 7-in. pliers

9 AT 45162—5-inches for 8-inch pliers

Shipping weight 3 ounces.....Pkg. 39c

(18 thru 24) Pliers . . . all made in Japan.

18 Lineman's. Rugged professional style. Bevel nose, honed side cutters. Polished head. 7 in. long.

9 AT 3079—Shipping wt. 12 oz.....\$1.99

19 Diagonal-cutting. Beveled, ground cutting edges. 6 inches long.

9 AT 3074—Shipping wt. 7 oz.....\$1.89

Diagonal-cutting. (Not shown.) with honed cutters. 6 inches long.

9 AT 30813—Shipping wt. 7 oz.....\$1.49

20 Long-nose. Drop forged. Polished head and hand-honed side cutters. 6 inches long. Red plastic-coated handles.

9 AT 3077—Shipping wt. 7 oz.....\$1.89

Long-nose, 6 in. long. Forged steel.

9 AT 30803—Shipping wt. 7 oz.....1.49

Long-nose, 8 in. long. Fine for fishermen.

9 AT 30771—Shipping wt. 12 oz.....\$2.09

21 Slip-joint. Drop-forged carbon steel.

9 AT 30701—6 in. long. Wt. 8 oz.....89c

9 AT 30702—8 in. long. Wt. 11 oz.....99c

Slip-joint. Side cutting. Chrome plated.

9 AT 30703—7½ in. long. Wt. 11 oz.....\$2.29

22 Utility. Thin jaws for tight places. Long handle for extra leverage. Deep milled jaws. Drop forged. 9½ inches long. 5 adjustments.

9 AT 3072—Shipping wt. 15 oz.....\$1.59

23 Arc-joint. 5 adjustments, 1½-inch jaw span. Drop forged. 10-in. overall. Single-hand grip holds firmly.

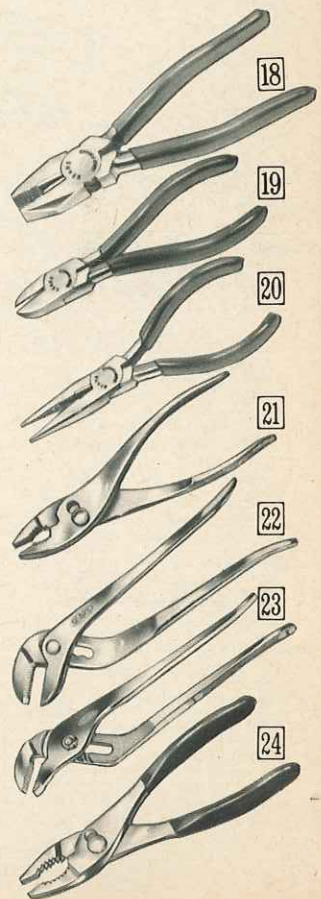
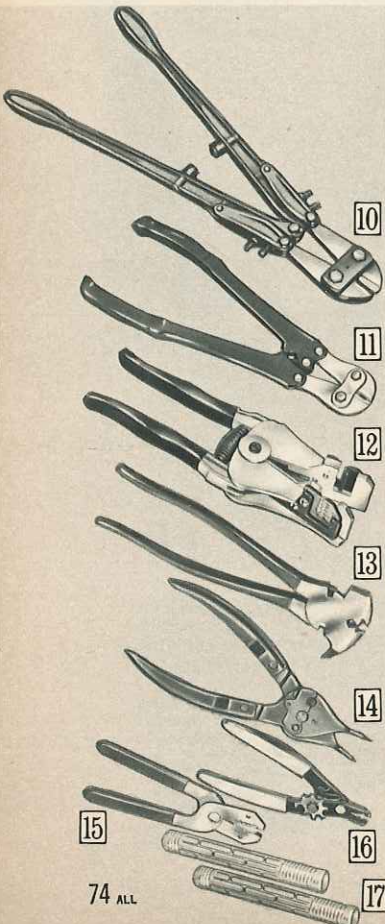
9 AT 30723—Shipping wt. 15 oz.....\$2.09

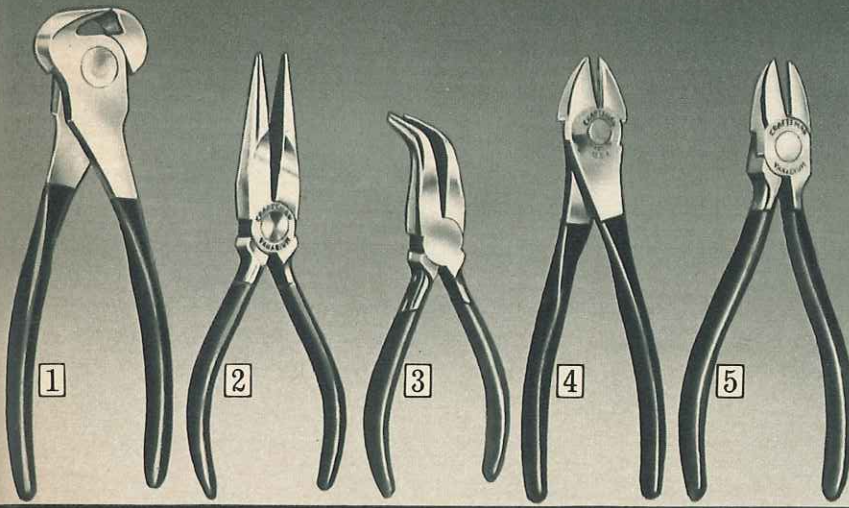
6 adjustments. 2-in. jaw span. 12 in. long. Extra-long handles for extra leverage.

9 AT 30724—Shipping wt. 1 lb. 8 oz.....\$2.99

24 Thin-nose. 2 adjustments. Thin jaws. Drop forged, high carbon steel. Milled jaws, knurled handles. 6 inches long.

9 AT 3071—Shipping wt. 7 oz.....89c





with 4 important features

Extra-large rivet, hardened and tempered for long use

(1 thru 5) All superb CRAFTSMAN quality... see features above.

1 End-cutting Nippers. Use for heavy cutting and twisting. Exceed Fed. Specs. GGG-N-350a, Type 1, Class 2, Style A. 6 inches long. Plastic-coated handles.
9 AT 4502—Shipping weight 10 oz.... \$3.69

2 Long Chain-nose. Pliers with side cutters. Jaws can be used to form wire loops, etc. Meet Fed. Specs. GGG-P-471c, Type XI, Class 1, Style A. With plastic-coated handles.
9 AT 44990—6 in. long. Wt. 7 oz.... \$3.69
9 AT 44991—7½ in. long. Wt. 9 oz.... 4.09

3 Bent Needle-nose Pliers. Ideal for work in cramped spaces. Exceed Federal Specs. GGG-P-471c, Type XII, Class 1. 6½ inches long. Plastic-coated handles.
9 AT 4468—Shipping weight 7 oz.... \$3.59

4 Wide-jaw Diagonal-cutting Pliers. 7 inches long. Can even cut BX cable. Meet Federal Specifications GGG-P-471c, Type IV, Class 2.
9 AT 4508—Shipping wt. 10 oz.... \$3.99

Curved-jaw Diagonal. 7¾ inches long.
9 AT 4599—Shipping wt. 13 oz.... \$3.99

5 Diagonal-cutting Pliers. For use on switchboards, ignition systems, etc. Each individually fitted to assure uniform cutting action. Jaws induction hardened for firm grip. Meet Fed. Spec. GGG-P-471c, Type IV, Class 1, Style B.
9 AT 45060—5 in. long. Wt. 6 oz.... \$3.39
9 AT 45061—6 in. long. Wt. 8 oz.... 3.69
9 AT 45062—7 in. long. Wt. 10 oz.... 3.99



7 Tools in One!

Low as
\$1.99
straight jaw

CRAFTSMAN REG. U.S. PAT. OFF. Locking Plier-Wrench

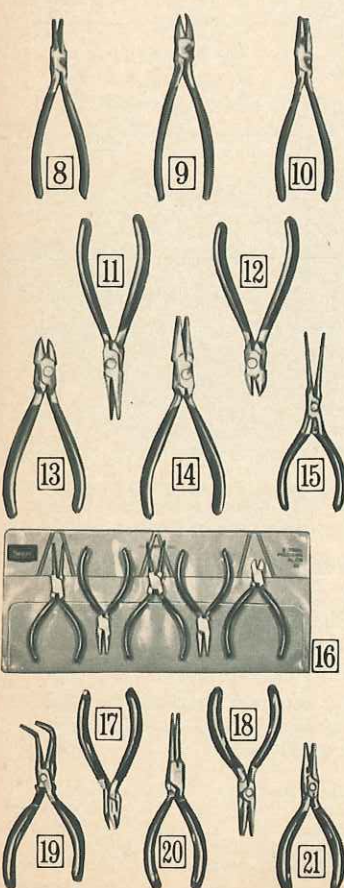
More than
2 tons positive
gripping power

Strongest ever tested in our lab. Exceeds Fed. Specs. more than 100% for terminal strength. Handy, fingertip release. Slight upward pressure on release lever unlocks the wrench's jaws.*

Pliers, clamp, gripping tool, pipe or locking wrench, adjustable wrench, portable vise—all in ONE tool! Loosen rusted studs, stubborn nuts, etc. Forged steel jaws get into tight places. Spun-rivet assembly for strength and rigidity. Plated finish resists rust.

Catalog Number	Maximum length	Jaw capacity	Shipping weight	Each
6 Locking Plier-Wrench with straight jaws.				
9 AT 45340	7½ in.	1¼ in.	1 lb. 1 oz.	\$1.99
9 AT 45341	10 in.	1½ in.	1 lb. 8 oz.	2.29
7 With double-curved jaws. Made for round stocks.				
9 AT 45960	7½ in.	1¼ in.	1 lb. 1 oz.	\$2.09
9 AT 45961	10 in.	1½ in.	1 lb. 8 oz.	2.39

*GGG-W-649, Type I Class 1, Style A and Class 2, Style A



Electronic Precision Pliers... Snips and Shears

(8 thru 10) CRAFTSMAN Electronic Pliers. Professional quality. For work on terminal boards, tube chassis, switches, sockets, etc. Long, slender heads to get in tight places.

Cutting edges hand honed for precision cutting. Polished, drop-forged steel. Handles are plastic covered for a firm, comfortable grip. About 8 inches long over-all. Shpg. wt. each 9 oz.

Catalog Number	Type	Each
(8) 9 AT 4505	Needle-nose round	\$3.39
(9) 9 AT 4539	Thin-head diagonal	3.99
(10) 9 AT 4509	Duck-bill flat	3.29

(11 thru 15) CRAFTSMAN quality. Professional type. Ideal for close, delicate work. Made of special forged high-carbon steel, heat-treated and finely finished. Cutters hand-honed (on 11, 12, 13). Return springs automatically open pliers. Black plastic grips. About 4½ in. long. In case.

Catalog No.	Type	Wt.	Each
(11) 9 AT 45924	L. nose w/cutter	4 oz.	\$3.99
(12) 9 AT 45914	Semi-flush diag.	4 oz.	3.79
(13) 9 AT 45904	Flush cut diag.	4 oz.	3.79
(14) 9 AT 45944	Flat nose	4 oz.	3.49
(15) 9 AT 45946	Ex. long nose	4 oz.	3.99

16 5-piece Set in divided roll-up plastic case. One each (17 thru 21) in table. Not CRAFTSMAN. Of tough, forged steel. Induction-hardened cutting edges, return-spring, plastic grips. Made in Japan.
9 AT 30866—Wt. 1 lb. 1 oz. Set \$11.99

(17 thru 21) Individual Pliers. Ea. 5 in. long.

Catalog Number	Type	Wt.	Each
(17) 9AT30861	Diagonal Cutter	5 oz.	\$2.49
(18) 9AT30862	Long Nose	5 oz.	2.49
(19) 9AT30864	Bent Needle Nose	4 oz.	2.49
(20) 9AT30863	Long Needle Nose	4 oz.	2.49
(21) 9AT30865	Flat Nose	5 oz.	2.49

22 Combination Snips. CRAFTSMAN. Forged, high-carbon steel. Heat-treated.

10 inches long. 2½-inch cut.
9 AT 45470—Shpg. wt. 1 lb. 2 oz... \$3.29
12 inches long. 3-inch cut.
9 AT 45471—Shpg. wt. 1 lb. 12 oz.. 3.99

Straight-cut Snips. Not CRAFTSMAN.
10 inches long. 2½-inch cut.
9 AT 45430—Shpg. wt. 1 lb. 2 oz... 2.29
12 inches long. 3-inch cut.
9 AT 45431—Shpg. wt. 1 lb. 8 oz... 2.99

23 All-purpose Shears. CRAFTSMAN. Cuts wire, tin, bronze, steel sheets to .025 in. thick. Fine for kitchen; garden pruning. 1⅞-in. cut. Drop-forged steel blades. Plastic-coated handles.
9 AT 4597—(6½ in. long.) Wt. 7 oz. \$2.49

24 Compound-leverage Snips. CRAFTSMAN. More jaw power. Austempered forged alloy-steel blades, chrome-plated. Serrated edges. Plastic grips. 1⅞-inch cut. 10 inches long overall. Shpg. wt. 1 lb. 2 oz.
9 AT 4273—Cuts right only... \$4.79
9 AT 4274—Cuts left only... 4.79
9 AT 4275—Cuts straight, right/left 4.79

Compound-action Snips. Steel blades cut right, left. 1½ in. cut. Not CRAFTSMAN.
9 AT 45421—(9 in. long.) Wt. 12 oz. \$2.29

25 Duck-bill Snips. CRAFTSMAN. Forged blades. For straight, irregular and circular cuts. 9 AT 45460, 9 AT 45462 meet Fed. Specs. GGG-S-291e, Type II, Class 3.

Catalog No.	Cut	Lgth.	Shpg. wt.	Each
9 AT 45460	1¼ in.	7 in.	9 oz.	\$2.39
9 AT 45461	2½ in.	10 in.	1 lb. 2 oz.	3.39
9 AT 45462	3 in.	12 in.	1 lb. 12 oz.	4.29



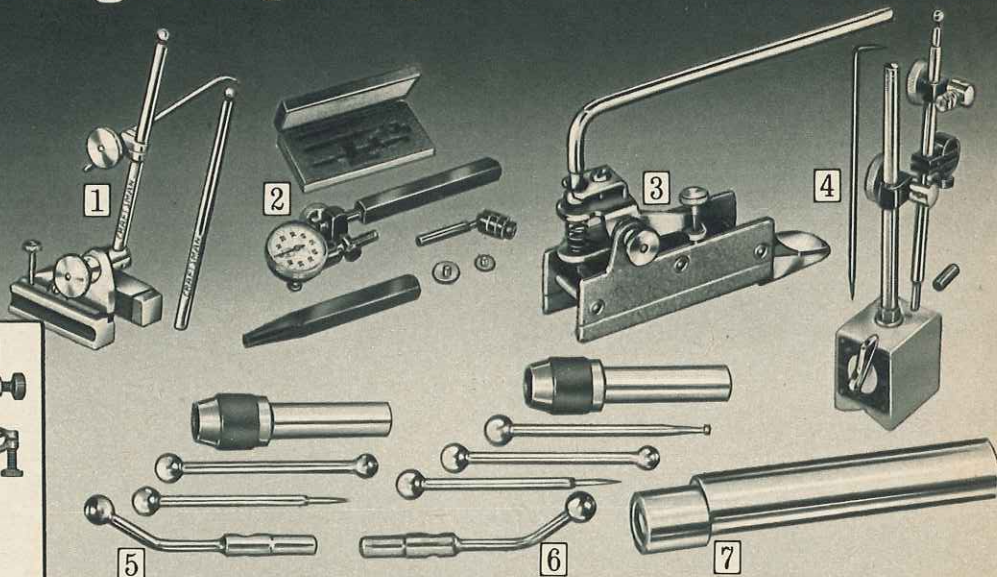
No Money Down on anything Sears sells

SEE PAGE 97

You get superb professional quality

GUARANTEE

Should any Craftsman Precision Tool require readjustment for accuracy within 90 days from date of sale, return it and we will restore it at no charge. Sears liability does not extend beyond such restoration of the instrument itself. Does not apply to instruments used in rental service, nor to those which have been abused or stamped with an electrical marking device.



Surface Gages . . Dial Indicators . . Magnetic Holders . . Wigglers . . Finders

1 CRAFTSMAN Surface Gage. 3x2 1/2 x 1/8-in. cast iron base. 9 and 12-in. spindles serve as depth gage. Base ground for surface plate work. 6-in. scriber. Meets Fed. Specs. GGG-G17, Type IV. Shpg. wt. 2 lbs. 8 oz. 9 AT 4055.....\$12.99

As (1) above but hardened steel base. Locking clamps. 4 and 7-in. spindles. 2 1/2 x 1 1/2 x 1-in. base. Shpg. wt. 1 lb. 2 oz. 9 AT 4054.....\$14.49

2 Dial Indicator. Balanced 0-50-0 graduations for right and left readings. Can be set off-center for close work. Flat glass for minimum glare. Extra standard threaded points. 0-1 inch in .001-in. graduations. Sturdy tool steel. Metal case. 9 AT 38687—Wt. 12 oz. \$13.99

3 Magnetic Indicator Holder. 50-pound pull magnets. Smooth ball and socket action. 9 AT 3872—Wt. 12 oz. \$6.49

4 On-off Magnetic Base Indicator Holder. 8 inches long, 3 diameter fine adjustment rod fits all indicators that have 5/16, 1/2 and 3/8-inch mounting stems. Extra swivel adapter for lug-back indicators with 5/32 and 1/4-inch mounting stems. Also includes 5/32-inch split bushing for short-stem indicators and 5/32-inch scriber.

On-off lever control for one-hand mounting (vertically or horizontally) and unmounting. Center "V" magnet with powerful 125-lb. pull. Two magnetic mounting surfaces bottom and back. Wood box. From Japan. Shpg. wt. 5 lbs. 2 oz. 9 AT 38907.....\$18.69

5 CRAFTSMAN 3-point Wiggler (center finder) Set. Here's what you get: wiggler shank and three shafts (ball, offset indicator, needlepoint). 4 3/8 inches long over-all. Shipping weight 6 ounces. 9 AT 4021.....Set \$3.99

6 CRAFTSMAN 4-piece Wiggler Set. The four attachments adapt the tool for many uses. Tools are readily interchangeable in the wiggler shank to suit the job. Simply clamp attachments in shank by a ball swivel joint . . . permits adjustments to an angular position or true concentricity. Adjustable chuck tension. Tool steel. Overall length, 4 1/8 in. Plastic case. 9 AT 4004—Wt. 6 oz. Set \$4.99

7 CRAFTSMAN Edge Finder. Hardened steel working surfaces . . . centerless ground. Use for positioning tool to locate working edge. Wt. 4 oz. 9 AT 38819—1/2-inch size. \$2.59 9 AT 38821—3/8-inch size. 3.79

No Money Down on anything Sears sells . . see page 97



CRAFTSMAN Universal Dial Indicator Set

\$34.99

Bezel on dial rotates for setting zero on any position of pointer. Reads in .001 inch. Graduated 0 to 50 to 0 with "+" and "-" signs on either side of zero. Range .200 in. (2 rev.). Dial diameter 1 1/16 inches. Made in England. Complete with dial gage (back plunger type), universal clamp, tool post holder, "G"-type clamp, lever attachment, 3 hardened interchangeable contact points, all in finished wood case. Meets Federal Specifications Mil-1-18422d. 9 AT 3868—Shpg. wt. 2 lbs. 10 oz.\$34.99

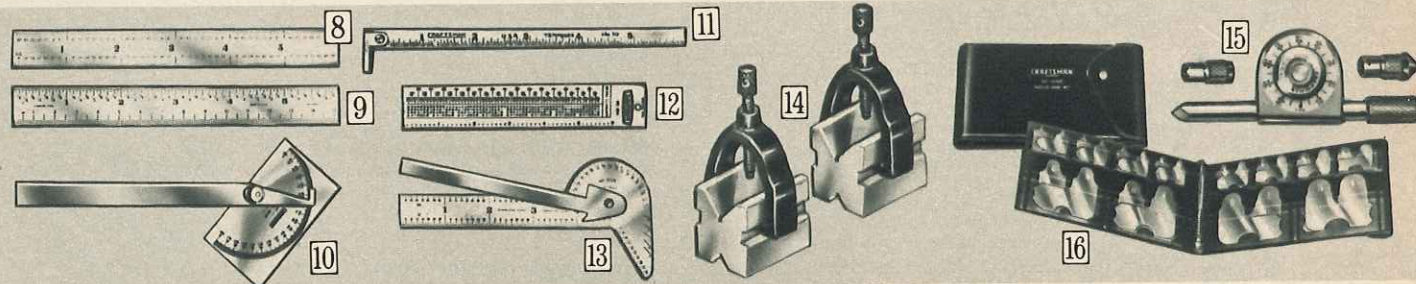


CRAFTSMAN Universal Dial Indicator

\$17.99 .250-inch range

For comparing dimensions and gaging deviations from standards. Reads in .001 inch. Enclosed case guards movement from damaging effects of dust, oil. Hard brass bearings and detachable steel point. Adjustable bezel. Made in England.

Catalog Number	Range	Dial diameter	Shipping weight	Each
9 AT 38681	.250 inch	2 1/4 inch 12 oz.	\$17.99
9 AT 38682	.500 inch	2 3/4 inch 12 oz.	20.99
9 AT 38683	1 inch	2 3/4 inch 12 oz.	21.99
9 AT 38684	2 inch	3 inch	1 lb. 2 oz.	49.99



8 CRAFTSMAN Stainless Steel Rules. Satin chrome-plated finish. Black, easily-read graduations. Carry one in work-apron pocket for quick use. Have a "spare" for your tool chest, tool! Shipping weight each 2 ounces.

Catalog No.	Size inches	Graduations		Type	Each
		Front	Back		
9 AT 40996	6x 5/32	1/10, 1/100	1/32, 1/64	Flexible	\$1.79
9 AT 40992	12x 1/32	1/32, 1/64	1/10, 1/100	Flexible	2.89
9 AT 40136	6x 3/4	1/8, 1/16	1/32, 1/64	Rigid	1.99

9 Stainless Steel Rules. CRAFTSMAN brand (except 9 AT 4030, 9 AT 4006). Wt. ea. 5 oz.

Catalog No.	Size inches	Graduations		Type	Each
		Front	Back		
9 AT 4042	6x 3/4	1/8, 1/16	1/32, 1/64	Rigid	\$1.29
9 AT 4030	6x 1/2	1/16, 1/32	Dec. equiv.	Flexible	.49c
9 AT 4002	12x 1	1/8, 1/16	1/32, 1/64	Rigid	2.99
9 AT 4015	6x 1/32	1/32, 1/64	1/10, 1/100	Flexible	1.19
9 AT 4006	6x 3/4	1/32, 1/64	Dec. equiv.	Flexible	59c

10 CRAFTSMAN Protractor. Stainless steel. Rectangular head. Graduated 180 degrees.

9 AT 4029—Shpg. wt. 5 oz.\$2.19 Same as above; non-glare chrome plated. 9 AT 4024—Shpg. wt. 5 oz.\$4.99

11 6-in. CRAFTSMAN Machinist's-hook Rule. Tempered stainless steel, 3/8 inch wide. Graduated 32nds and 64ths. 9 AT 40354—Shpg. wt. 3 oz.\$2.19

12 CRAFTSMAN 6-in. Reference Table Rule. Stainless steel. Fractions and decimals. Graduated 32nds, 64ths inch. Tap and drill data table. 9 AT 4011—Shpg. wt. 2 oz.99c

13 CRAFTSMAN Combination Rule. Stainless steel. Use as square, bevel protractor, circle finder, divider, drill gage. 32nds and 64ths. Plastic case. 9 AT 4026—Shpg. wt. 4 oz.\$1.89

14 V-blocks, Clamps. 2-clamps, 2 cast iron V-blocks. For work up to 1 1/2-inch diam. V-blocks about 2x1 1/2 x 1 1/2 in. 9 AT 40824—Shipping weight 2 pounds 7 ounces. Set \$7.99

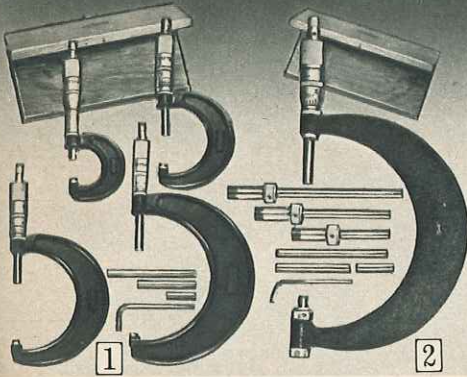
Our Best V-blocks and Clamps. Hardened tool steel. V-blocks are precision-ground to be accurately square and parallel—both ends and sides. For up to 1-inch round or irregular work. 2 clamps and 2 blocks (about 1 5/8 x 1 1/4 x 1 1/4 inches) are included in the set. Clamps are malleable iron. 9 AT 4083—Shipping weight 1 lb. 10 oz.Set \$10.99

15 CRAFTSMAN Speed Indicator. Shows every revolution . . . both right and left. Sets to 0. 9 AT 4060—Shipping weight 7 ounces.\$5.99

16 CRAFTSMAN 25-piece Radius or Fillet Gage Set. Measure inside and outside corner radii; concave, convex shapes. Stainless steel blades have corresponding external, internal forms. 16 gages 1/32 to 1 1/4 in. by 64ths. 8 gages 1/2 to 1/2 in. by 32nds. Comes in sturdy case with holders. 9 AT 40952—Shipping weight 14 ounces.Set \$14.99

in CRAFTSMAN Precision Tools

REG. U. S. PAT. OFF.



1 CRAFTSMAN Micrometer Sets. Measure from 6 to .0001 inches with perfect accuracy. Thread is ground from solid steel spindle. Both spindle and anvil lapped. Ratchet stop, spindle lock. Forged frame. Sets of 4 have 3 standards; set of 6 has 5 standards. All Craftsman micrometers meet Federal Specifications.*

Set of 4, 0 to 4 in. Graduated in .001 in.
9 AT 3860—Shipping wt. 4 lbs. 12 oz. Set \$75.99

Set of 4, 0 to 4 inches. Graduated in .0001 in.
9 AT 3861—Shipping wt. 4 lbs. 12 oz. Set \$95.99

Set of 6, 0 to 6 inches. Graduated in .001 in.
9 AT 38609—Shipping weight 11 lbs. Set \$145.99


Set of 4 with carbide tips. From 0 to 4 inches long. Graduated in .0001 in. Sent from factory in St. James, Minn. Allow extra time. Pay postage from catalog order plant. No C.O.D. orders.
9 AT 3865—Shipping weight 5 pounds. Set \$105.99

Individual Micrometers*. 2-inch and up with standard. Without carbide tips.

Catalog No.	Range	Grad.	Shpg. wt.	Each
9 AT 38601	0-1 in.	.001 in.	9 oz.	\$14.99
9 AT 38611	0-1 in.	.0001 in.	8 oz.	18.99
9 AT 38602	1-2 in.	.001 in.	10 oz.	17.99
9 AT 38612	1-2 in.	.0001 in.	10 oz.	20.99
9 AT 38603	2-3 in.	.001 in.	12 oz.	20.99
9 AT 38613	2-3 in.	.0001 in.	12 oz.	23.99
9 AT 38604	3-4 in.	.001 in.	1 lb. 2 oz.	22.99
9 AT 38614	3-4 in.	.0001 in.	1 lb. 2 oz.	27.99
9 AT 38605	4-5 in.	.001 in.	1 lb. 10 oz.	25.99
9 AT 38606	5-6 in.	.001 in.	1 lb. 14 oz.	27.99

As above but carbide tips. Read in .0001 in.

9 AT 38651	0 to 1 in.	Shpg. wt. 9 oz.	\$20.99
9 AT 38652	1 to 2 in.	Shpg. wt. 10 oz.	22.99
9 AT 38653	2 to 3 in.	Shpg. wt. 12 oz.	25.99
9 AT 38654	3 to 4 in.	Shpg. wt. 1 lb. 2 oz.	29.99
9 AT 38655	4 to 5 in.	Shpg. wt. 1 lb. 10 oz.	31.99
9 AT 38656	5 to 6 in.	Shpg. wt. 1 lb. 15 oz.	34.99



2 CRAFTSMAN Mandrel Micrometer. Tubular steel frame. 0-4-in. range. .001 inch readings. 4 interchangeable mandrels. 3 checking standards. Satin-chrome plated finish on head. Wood case.
9 AT 38608—Shipping weight 2 lbs. 12 oz. . . . \$47.99

3 CRAFTSMAN Direct-reading Micrometer. Read directly from window in thimble. Clamp ring, locking nut. 0 to 1 in. Graduations .0001 in. Satin-chrome-plated finish. Plastic pouch.
9 AT 40937—Shipping weight 11 ounces. . . . \$29.99

4 CRAFTSMAN Micrometer. Reads in .0001 inch. Full-finish frame with lock, ratchet; decimal equivalents on frame. Forged steel frame, head. Hardened spindle; threads ground, lapped. Longer thimble lines for better readability. With plush-lined plastic simulated leather case.

0 to 1 inch.
9 AT 38661—Shipping weight 14 ounces. . . . \$24.99

1 to 2 inch. With standard.
9 AT 38664—Shipping weight 1 lb. 4 oz. . . . 26.99


As above, but with carbide tip.
9 AT 38662—0 to 1 inch. Shpg. wt. 14 oz. . . . 25.99

9 AT 38665—1 to 2 in. Standard. Wt. 1 lb. 4 oz. 27.99

*All CRAFTSMAN Micrometers except 9 AT 40937 meet Federal Specifications GGG-C-105b.

No Money Down on anything Sears sells

SEE PAGE 97



Only \$21.99

with protractor and center head

CRAFTSMAN Machinists Combination Square

Accurate . . . blade is machine divided

Hardened, ground steel blade; easily-read graduations in 8ths, 16ths, 32nds, 64ths. Cast-iron square head; scribe, center head, non-reversible bevel protractor. Graduated 180° left, right. Level vial. 12-in. blade. Meets Fed. Specs. GGG-S-656a.
9 AT 38694—Shipping weight 2 lbs. 9 oz. \$21.99

As 9 AT 38694 above, but graduated in 32nds, 64ths, 50ths, 100ths inch.
9 AT 38695—Shipping weight 2 lbs. 9 oz. \$21.99

As 9 AT 38694, but no protractor.
9 AT 38692—6-inch blade. Shpg. wt. 1 lb. 2 oz. . . 12.99
9 AT 38693—12-inch blade. Shpg. wt. 1 lb. 12 oz. 14.99

As 9 AT 38694, but no protractor or center head.
9 AT 3869—6-inch blade. Shpg. wt. 12 oz. \$8.99
9 AT 38691—12-inch blade. Shpg. wt. 1 lb. 4 oz. . . 9.99

As 9 AT 38694 above, but with forged, hardened steel square and center heads . . . cast iron protractor.
9 AT 38672—12-inch blade. Shpg. wt. 2 lbs. 8 oz. \$29.99

As 9 AT 38672, but no protractor.
9 AT 38671—12-inch blade. Shpg. wt. 1 lb. 12 oz. 19.99

As 9 AT 38672, but no protractor or center head.
9 AT 3867—12-inch blade. Shpg. wt. 1 lb. 4 oz. \$12.99

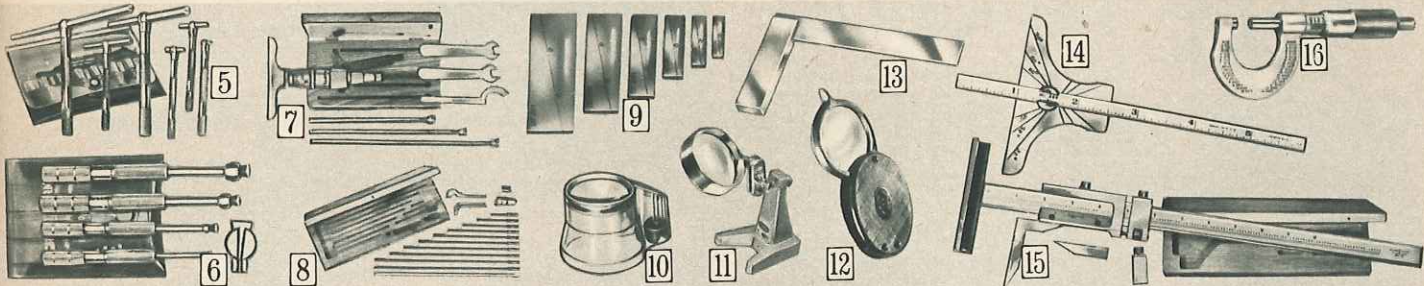
CRAFTSMAN Universal Bevel Protractor

Reads angles to 5 min. or 1/12°. Blade ends cut at 45° and 60°. 7, 12-in. blades. Acute-angle attachment. Dull chrome plating on dial, vernier scale. Black lines, numbers. Meets Federal Specifications GGG-P-676. In wood box.
Shpg. wt. 1 lb. 6 oz.

9 AT 38696 \$56.99



\$56.99



5 CRAFTSMAN 6-piece Gage Set. For gaging inside slots and holes accurately. The plunger telescopes; locks securely with knurled screw.

Head ends are heat-treated for extra toughness. 5/16 to 1/2, 1/2 to 3/4, 3/4 to 1 1/4, 1 1/4 to 2 1/2, 2 1/2 to 3 1/2, 3 1/2 to 6 inches. Meets Fed. Specs. GGG-G-17.
9 AT 4027—Shipping weight 12 ounces. . . . Set \$25.99

As above, but with 4 gages in set. 5/16 to 1/2, 1/2 to 3/4, 3/4 to 1 1/4, 1 1/4 to 2 1/2 inches.
9 AT 40203—Shipping weight 6 ounces. . . . Set \$15.99

6 CRAFTSMAN 4-piece Small-Hole Gage Set. Measures to 1/2 inch. Tool steel. 1/8 to 3/10, 2/10 to 3/10, 3/10 to 4/10, 4/10 to 1/2 inch. Meets Federal Specifications GGG-G-17. Plastic pouch.
9 AT 4056—Shipping weight 4 ounces. . . . Set \$15.99

7 CRAFTSMAN Micrometer Depth Gage Sets. Read to .001 inch. Chrome plated. With lock. Meet Federal Specifications GGG-C-105b. Case.

Catalog No.	Capacity	Base	Shpg. wt.	Set
9 AT 3863	0-3 in.	2 1/2 in.	1 lb. 2 oz.	\$27.99
9 AT 38631	0-3 in.	4 in.	1 lb. 5 oz.	32.99
9 AT 38632	0-6 in.	2 1/2 in.	1 lb. 9 oz.	35.99
9 AT 38633	0-6 in.	4 in.	1 lb. 10 oz.	40.99

8 CRAFTSMAN Inside Micrometer Sets. Meet Federal Specifications GGG-C-105b for accuracy. In finished wood cases.

.001 inch (1 1/2 to 8 1/2 inches).
9 AT 3864—Wt. 1 lb. 7 oz. . . . Set \$25.99
.001 inch (1 1/2 to 12 1/2 inches).
9 AT 38641—Wt. 2 lbs. 2 oz. . . . Set 30.99

9 CRAFTSMAN Adjustable Parallels. Adjust, lock securely, precisely, to pre-set measurements.

6-piece Set. 3/8 to 2 1/4 inches.
9 AT 3874—Wt. 2 lbs. 2 oz. . . . Set \$29.99
4-piece Set. 3/8 to 1 1/2 inches.
9 AT 3873—Wt. 14 oz. Set 18.99

10 Magnetic Scale-magnifying Glass. 5-power ground glass lens. Strong magnet base.
9 AT 40872—Shpg. wt. 4 oz. \$1.19

11 2-inch Desk Magnifier. Adjustable. 1.7-power ground lens. Heavy base.
9 AT 40871—Wt. 1 lb. 2 oz. \$3.49

12 Pocket Magnifier. Ground glass. 4-power single lens. Case included.

9 AT 40811—Shpg. wt. 3 oz. . . \$1.89
As above, but 5-power single lens.
9 AT 40812—Shpg. wt. 2 oz. . . \$1.29
As above, but 8-power double lens.
9 AT 40813—Shpg. wt. 4 oz. . . \$2.99

13 Accurate Solid Steel Squares. Ground, hardened steel blades. Made in England.

2 1/2-inch blade, 1 3/4-inch beam.
9 AT 40401—Shpg. wt. 5 oz. . . \$3.29
3 1/2-inch blade, 2 1/4-inch beam.
9 AT 40402—Shpg. wt. 8 oz. . . 3.69
4-inch blade, 3-inch beam.
9 AT 40403—Shpg. wt. 11 oz. . . 3.99
6-inch blade, 3 3/4-inch beam.
9 AT 40404—Shpg. wt. 15 oz. . . 4.99

14 CRAFTSMAN Depth Gage. 6x7/32-inch rule. Hardened head graduated right and left to 30°, 45° and 60°. Marked in 32nds, 64ths of an inch.
9 AT 40442—Shpg. wt. 5 oz. . . . \$3.99

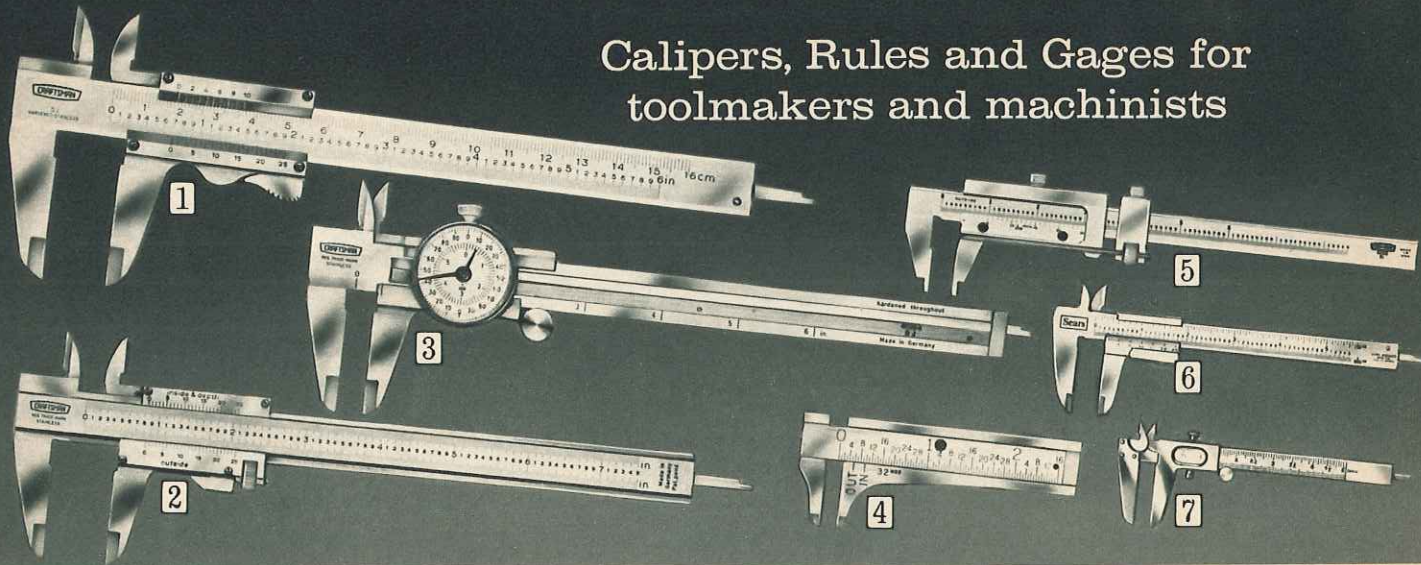
15 CRAFTSMAN 6-in. Vernier Height Gage. 2 1/2-in. long vernier. Reads 0 to 6 in. Lapped base. Recessed beam, cut-away base for 0 reading. Straight scribe. Meets Federal Specs. GGG-C-111a. Hardwood case.
9 AT 40166—Wt. 4 lbs. 8 oz. . . \$64.99

16 Apprentice Micrometers. Graduated in .001 in. With ratchet and lock screw. Do not meet Federal Specifications.

Cat. No.	Range	Wt.	Each
9 AT 40701	0-1 in.	8 oz.	\$4.49
9 AT 40702	1-2 in.	10 oz.	5.49
9 AT 40703	2-3 in.	12 oz.	6.49
9 AT 40704	3-4 in.	1 lb. 2 oz.	7.49

4-pc. Micrometer Set. Includes 1 each of 4 micrometers in the table above. Wt. 2 lbs. 15 oz.
9 AT 40705 Set \$19.99

Calipers, Rules and Gages for toolmakers and machinists



Precision craftsmanship . . . perfection in every detail for accuracy

1 CRAFTSMAN Vernier Calipers. Accurate to .001 in. Stainless steel. Adjustable vernier plates allow for normal wear. Recessed beam . . . no number rub-off. Thumb-action sliding jaw . . . self-locking. Top scale reads in 1/20th millimeters; bottom scale in 1/1000ths. Reads inside, outside. Main, vernier scales chrome-plated. Hardened jaws have lapped edges. 8 1/16 in. long. Caliper capacity 5 1/2 in. From West Germany. 9 AT 40162—Shpg. wt. 8 oz. \$19.99

CRAFTSMAN Vernier Calipers. As above, but vernier plates not adjustable. Unlapped jaws. Chrome-plated scales in millimeters and 1/1000ths. Reads inside, outside. 8 1/16 in. long. Capacity 5 1/2 inches. From West Germany. 9 AT 40161—Shpg. wt. 8 oz. \$13.99

2 CRAFTSMAN Micro-screw Vernier Calipers. Accurate to .001 in. Stainless steel. Combines thumb-lock jaw with fine adjustment screw. Adjustable vernier plates. Chrome-plated scales flush with beam. Graduated in 1/1000ths. Reads inside, outside. 8 1/16 inches long. Caliper capacity 6 3/16 inches. Made in West Germany. 9 AT 40163—Shipping weight 15 ounces. . . . \$27.99

3 CRAFTSMAN Dial Calipers. Accurate to .001 inch. Stainless steel. Plexiglas® protects dial. Thumb roller and lock screw. Sliding depth rod. Lapped jaws. Graduated in 1/1000ths. Reads inside, outside. 9 1/4 inches long. Capacity 6 inches. From West Germany. 9AT40164—Shipping weight 1 pound 1 ounce. \$38.99

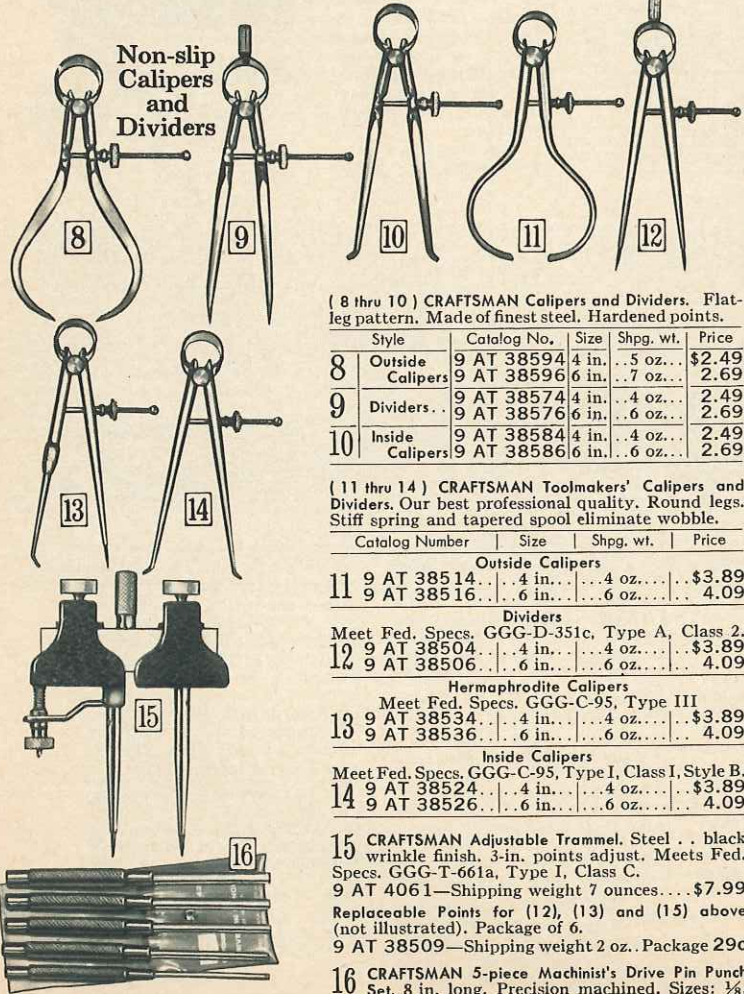
4 Pocket Slide Calipers. Polished steel. For inside measurements to 2 3/4 inches; outside, up to 2 1/4 inches ("in" and "out" readings). Three-inch scale. Graduated in 32nds and 64ths. Spring stop. 9 AT 4028—Shipping weight 3 ounces. . . . \$3.49

5 Our best CRAFTSMAN Vernier Calipers. Accurate to .001 in. Meets Fed. Specs. GGG-C-111a for design and accuracy. Chrome vanadium steel. Adjustable plates. Both sides marked. One for outside; other for inside measurements. Graduated in 1/1000ths. 10 3/16 in. long. Cap. 6 in. Made in U.S.A. Wood case. 9 AT 40165—Shipping weight 1 pound 9 ounces. . . . \$64.99

6 Vernier Calipers. Accurate to .002 of an inch. Enclosed sliding head, locking lever, thumb latch. Reads inside, outside depth. Steel. 5-in. scale. Bottom scale reads in .001 inches, top 1/128th in. Capacity 5 in. From Sweden. 9 AT 40256—Shipping weight 7 ounces. . . . \$7.99

As above 9 AT 40256, but stainless steel. From Italy. 9 AT 40253—Shipping weight 8 ounces. . . . 9.99

7 Vernier Calipers. Accurate to .01 of an inch. For inside, outside measurements. Use as depth gage. Full 5-inch scale. Graduated in 16ths, 32nds inch. Vernier readings of 1/128ths inch. Roller adjustment. 9 AT 4022—Shipping weight 6 ounces. . . . \$1.99



Non-slip Calipers and Dividers

(8 thru 10) CRAFTSMAN Calipers and Dividers. Flat-leg pattern. Made of finest steel. Hardened points.

Style	Catalog No.	Size	Shpg. wt.	Price
8 Outside Calipers	9 AT 38594	4 in.	.5 oz.	\$2.49
	9 AT 38596	6 in.	.7 oz.	2.69
9 Dividers	9 AT 38574	4 in.	.4 oz.	2.49
	9 AT 38576	6 in.	.6 oz.	2.69
10 Inside Calipers	9 AT 38584	4 in.	.4 oz.	2.49
	9 AT 38586	6 in.	.6 oz.	2.69

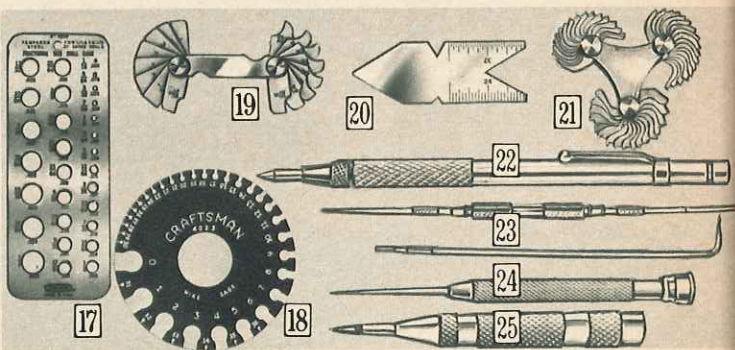
(11 thru 14) CRAFTSMAN Toolmakers' Calipers and Dividers. Our best professional quality. Round legs. Stiff spring and tapered spool eliminate wobble.

Catalog Number	Size	Shpg. wt.	Price
Outside Calipers			
11 9 AT 38514	4 in.	.4 oz.	\$3.89
9 AT 38516	6 in.	.6 oz.	4.09
Dividers			
Meet Fed. Specs. GGG-D-351c, Type A, Class 2.			
12 9 AT 38504	4 in.	.4 oz.	\$3.89
9 AT 38506	6 in.	.6 oz.	4.09

Catalog Number	Size	Shpg. wt.	Price
Hermaphrodite Calipers			
Meet Fed. Specs. GGG-C-95, Type III			
13 9 AT 38534	4 in.	.4 oz.	\$3.89
9 AT 38536	6 in.	.6 oz.	4.09
Inside Calipers			
Meet Fed. Specs. GGG-C-95, Type I, Class I, Style B.			
14 9 AT 38524	4 in.	.4 oz.	\$3.89
9 AT 38526	6 in.	.6 oz.	4.09

15 CRAFTSMAN Adjustable Trammel. Steel . . . black wrinkle finish. 3-in. points adjust. Meets Fed. Specs. GGG-T-661a, Type I, Class C. 9 AT 4061—Shipping weight 7 ounces. . . . \$7.99
 Replaceable Points for (12), (13) and (15) above (not illustrated). Package of 6. 9 AT 38509—Shipping weight 2 oz. . . . Package 29c

16 CRAFTSMAN 5-piece Machinist's Drive Pin Punch Set. 8 in. long. Precision machined. Sizes: 1/8, 3/16, 1/4, 5/16, 3/8 in. Plastic pouch. 9 AT 42875—Shpg. wt. 1 lb. 13 oz. . . . Set \$4.99



17 CRAFTSMAN Drill Gage. Polished steel, 29 fractional sizes, from 1/16 inch up to 1/2 inch. 9 AT 4049—Shpg. wt. 6 oz. . . . \$1.99

CRAFTSMAN Drill and Wire Gage. Sizes 1 to 60. Includes index for taps. 9 AT 4047—Shpg. wt. 6 oz. . . . \$1.99
 Drill Gage. For A to Z drills. 9 AT 40472—Shpg. wt. 5 oz. . . . 2.69

18 CRAFTSMAN Circular Gage. For wire, sheet and plate sizes 0 to 36. American Std. for non-ferrous metals. 9 AT 4023—Shpg. wt. 6 oz. . . . \$5.19

19 Fillet or Radius Gages. Polished steel. Sturdy case with screw to hold blades in position singly or to secure all leaves in case. Radius size marked on each leaf. 16-leaf. For determining radius of fillets, inside and outside corners 1/32 to 17/64 by 64ths. 9 AT 4053—Shpg. wt. 4 oz. . . . \$4.89
 34-leaf. For convex or concave gaging 1/64 through 17/64 by 64ths. 9 AT 40534—Shpg. wt. 5 oz. . . . \$5.89

20 CRAFTSMAN Lathe-Centers Gage. U.S. Std. 60°. Stainless steel. Graduations: 14th, 20th, 24th, 32nd inches. 9 AT 40642—Shpg. wt. 2 oz. . . . \$1.29

21 CRAFTSMAN Thread Gages. For screw pitches 4 to 84 on V American threads. Knurled. Made in England. 9 AT 4031—Shpg. wt. 5 oz. . . . \$7.99
 Pitches 9 to 40. Use on V-threads. 9 AT 4048—Shpg. wt. 2 oz. . . . \$2.99

22 CRAFTSMAN Carbide-tip Scriber. 22 Scribes, engraves hard metals, glass, plastics, ceramics. Alum. body. Tungsten carbide tip. 1 end has magnet. 9 AT 4078—Shpg. wt. 3 oz. . . . \$1.69

23 CRAFTSMAN Double-Scriber. Knurled steel sleeve. 1 straight, 2 bent, tempered steel points . . . interchangeable. Length with short point 9 in.; with long point 12 in. Meets Fed. Specs. GGG-S-131d, Type II, Class 2. 9 AT 4014—Shpg. wt. 4 oz. . . . \$1.39

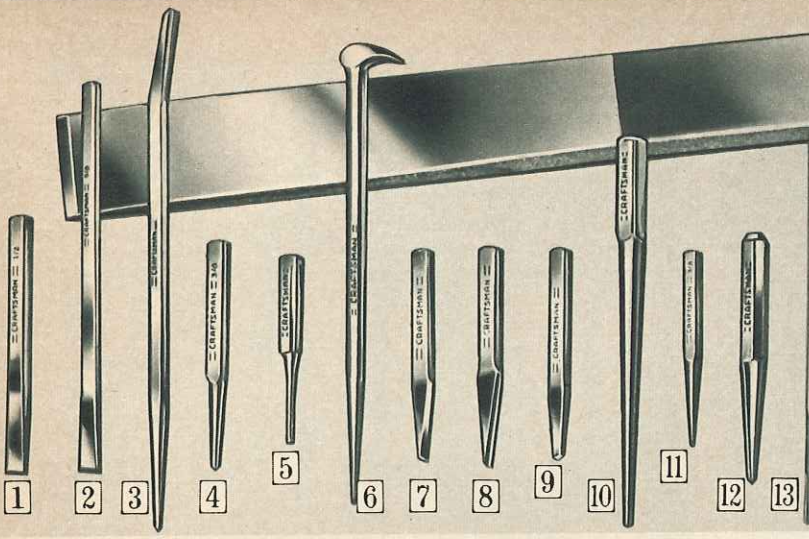
24 CRAFTSMAN Pocket Scriber. Knurled steel body. Nickel-plated point. Meets Fed. Specs. GGG-S-131d, Type I, Class 2. 9 AT 4051—1/2-in. diam. Wt. 3 oz. . . . 79c
 9 AT 40513—3/8-in. diam. Wt. 4 oz. 99c

25 CRAFTSMAN Automatic Center Punch. Alloy steel point. Adjusts for heavy, light work. One-hand use. 1/2-in. diam. 5 in. long. Meets Fed. Specs. GGG-P-831c, Type II, Class B, Style 2. 9 AT 40542—Shpg. wt. 5 oz. . . . \$3.99

No Money Down on anything Sears sells

Punches and Chisels give you 6 big features

- Forged from chrome-vanadium-alloy steel
- Tempered to hold sharp edges longer
- Head designed to take solid drive
- Head end chamfered to reduce chipping
- Chrome plated to fight off rust
- Square stock gives firm, easy gripping



Individual CRAFTSMAN Punches and Chisels

1 Standard-length Cold Chisels. Chrome-vanadium-alloy steel. Meet or exceed Fed. Specs. GGG-C-313a.

Catalog Number	Edge (inch)	Stock (inch)	Length (inches)	Shpg. wt.	Each
9 AT 42971	1/4	3/16	4 3/8	4 oz.	69c
9 AT 42972	3/8	5/16	5 1/8	4 oz.	79c
9 AT 42973	1/2	7/16	6	6 oz.	89c
9 AT 42974	5/8	1/2	6 7/8	8 oz.	99c
9 AT 42975	3/4	5/8	7	12 oz.	\$1.19
9 AT 42976	7/8	3/4	7 1/2	1 lb.	1.49

2 Extra-long Cold Chisels. Meet or exceed Fed. Specs. GGG-C-313a.

9 AT 42991—3/8x12 in. Wt. 13 oz. \$1.39
 9 AT 42992—5/8x18 in. Wt. 1 lb. 4 oz. 1.59
 9 AT 42993—3/4x12 in. Wt. 1 lb. 4 oz. 1.59

3 Pry Bar. 16 in. long. 1/2-in. stock.
 9 AT 4283—Shpg. wt. 14 oz. \$1.79

4 Center Punches. Meet Federal Specifications GGG-P-831d.

9AT42861—3/8x4 1/2 in. Shpg. wt. 3 oz. 69c
 9AT42862—1/2x6 in. Shpg. wt. 6 oz. 89c

5 Pin Punches. Meet Federal Specifications GGG-P-831d.

Catalog Number	Point size	Length	Shpg. wt.	Each
9 AT 42881	1/16 in.	4 1/4 in.	4 oz.	69c
9 AT 42882	3/32 in.	4 1/4 in.	4 oz.	69c
9 AT 42883	1/8 in.	4 5/8 in.	3 oz.	69c
9 AT 42884	5/32 in.	5 1/8 in.	4 oz.	69c
9 AT 42885	3/16 in.	5 1/4 in.	5 oz.	79c
9 AT 42886	1/4 in.	5 5/8 in.	6 oz.	79c

6 Rolling Wedge Bar. 1 rolling, 1 pointed end. 16 inches. 9/16-inch diam.
 9 AT 42892—Shipping wt. 1 lb. 7oz. \$2.99

7 Cape Chisel. Cuts keyways. 1/4x1 1/2 inches.
 9 AT 4312—Shipping weight 4 oz. 89c

8 Round-nose Cape Chisel. 4 1/2 inches long. Cuts 1/2-circle grooves. 5/16-inch edge.
 9 AT 4316—Shipping weight 4 oz. 89c

9 Diamond-point Chisel. Cuts V-grooves. 3/8x4 1/2 in. Meets Fed. Specs. GGG-C-313a.
 9 AT 4320—Shipping weight 4 oz. 89c

10 Line-up Punches. Tempered, hardened ends. Meet Fed. Specs. GGG-P-831d.

Catalog Number	Size	Shpg. wt.	Each
9 AT 42901	5/32x3/8x7	6 oz.	99c
9 AT 42902	3/16x3/8x9	8 oz.	\$1.19
9 AT 42903	1/4x3/8x12	1 lb. 4 oz.	1.49
9 AT 42904	5/8x3/8x9 1/2	1 lb.	1.39

11 Prick Punches. Meet Federal Specifications GGG-P-831d.


9 AT 42841—3/8x4 1/2 in. Wt. 4 oz. 69c
 9 AT 42842—1/2x6 in. Shpg. wt. 6 oz. 89c

12 Solid Machine Punches. Meet Federal Specifications GGG-P-831d.

Catalog Number	Point, in.	Stock, in.	Shpg. wt.	Each
9 AT 43141	5/32	3/8x4 5/8	5 oz.	69c
9 AT 43142	7/32	1/2x6	9 oz.	79c
9 AT 43143	9/32	5/8x7	12 oz.	89c

13 Star Drills. Chrome-vanadium-alloy steel, chrome-plated. 12 in. long.

Catalog Number	Bit (in.)	Shpg. wt.	Each
9 AT 43061	1/4	4 oz.	89c
9 AT 43062	5/16	5 oz.	89c
9 AT 43063	3/8	6 oz.	89c
9 AT 43064	7/16	7 oz.	99c
9 AT 43065	1/2	13 oz.	\$1.09
9 AT 43066	5/8	1 lb. 2 oz.	1.29



14 12-piece Punch and Chisel Set.

CRAFTSMAN. Handles all needs of master mechanic. Includes 8 punches: 3/32, 1/8, 5/32, 3/16-inch pin; 3/8-inch center; 5/32x7, 3/16x9-inch line-up; 1/2-inch prick punch. 4 cold chisels: 1/4, 1/2, 5/8, 3/4-inch. Divided plastic pouch. Shpg. wt. 2 lbs. 4 oz.
 9 AT 43031.....Set \$7.99

15 3-pc. Cold Chisel Set. CRAFTSMAN.

1/4, 3/8, 1/2-in. sizes. Includes divided plastic pouch.
 9 AT 4309—Shpg. wt. 10 oz. Set \$2.09

16 4-piece Pin Punch Set. CRAFTSMAN.


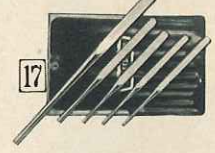
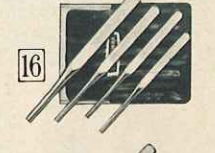
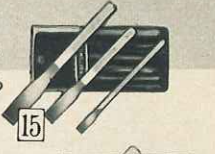
1/8, 5/32, 3/16, 1/4-inch sizes. Includes divided plastic pouch.
 9 AT 4311—Shpg. wt. 1 lb. Set \$2.59

17 5-piece Punch Set. CRAFTSMAN.

With 4 most used pin punches: 1/16, 3/32, 1/8 and 5/32-inch sizes; 5/32-inch line-up punch. Includes convenient divided plastic pouch.
 9 AT 4285—Shpg. wt. 1 lb. Set \$2.49

18 5-piece Punch and Chisel Set.

CRAFTSMAN. With 5 most used sizes. Three punches: 5/32-inch pin, 7/32-inch solid, 3/8-inch center. Two cold chisels; 1/2, 5/8-inch. Includes convenient divided plastic pouch. Shipping weight 1 lb. 12 oz.
 9 AT 4302.....Set \$3.59



You can equip your entire workshop with power and hand tools from this book. See index



CRAFTSMAN Holders help keep tools and nails handy

19 Carpenter's leather Apron. 4 nail pockets, 2 tool pockets. 2 slots, 2 side loops. Web belt.
 9 AT 45147—Shpg. wt. 2 lbs. \$10.99

20 Mechanic's 6-tool leather Holder. Hammer loop, 4 tool loops. "T" tape chain, 1/2-inch harness snap. 2 1/4x9 inches long.
 9 AT 4549—Shpg. wt. 8 oz. \$1.29

21 5-pocket cowhide Tool Pouch. 3 screwdriver slots. Big side loop, "T" tape chain. Small-tool harness snap. Wide tunnel belt loops. Rivet-reinforced at points of strain. 10x8x1 1/2 inches thick.
 9 AT 4580—Shpg. wt. 1 lb. 6 oz. \$5.99

22 5-pocket leather Nail Bag. Hammer loop. 10-in. inner, 6-in. outer pockets. 2 tool slots, tunnel belt loop. 9x12 inches. Cowhide.
 9 AT 45146—Shpg. wt. 15 oz. \$4.99

23 9 1/2x9-in. 5-pocket Holder. 5x5 1/2-in. center, 2 open-end, 2 flared front pockets. "T" tape holder. Small-tool harness snap. 2 1/4-in. belt slots. Rivet-reinforced. Cowhide.
 9 AT 45445—Shpg. wt. 13 oz. \$4.49


24 6-pocket electrician's cowhide Pouch. 4 pouched front pockets, 2 inside pockets. Hammer loop. "T" tape chain. Capped rivets.
 9 AT 45805—Shpg. wt. 15 oz. \$3.99

25 3-pocket cowhide Tool Holder. 2 small pockets, 1 large. Fiber reinforced. 6x5 1/4x1 1/2 inches.
 9 AT 4540—Shpg. wt. 9 oz. \$2.99

26 Single-tool leather Pocket. Riveted corners. 6x4x3/4-in. pocket; 7 1/2-inch back. Belt slots.
 9 AT 4514—Shpg. wt. 6 oz. \$1.29

27 Cowhide Hammer Holder. Large loop and belt slots. 6x3 1/2 in.
 9 AT 4584—Shpg. wt. 4 oz. 69c

Tool-holder cowhide Belt. Roller buckle; capped rivets. Leather loop. Fits 30-46 in. waists. (Not shown.)
 9 AT 45853—Shpg. wt. 8 oz. \$2.29



CRAFTSMAN
REG. U.S. PAT. OFF.

Screwdrivers

Proved 50% stronger than Federal Specs.* require in actual torsion tests.

Here's why:

THE BLADES: "Super-Tuff" chrome-vanadium steel shanks anchored deep in handle. Use a wrench on square shank. Square edges hold screw firmly.

THE HANDLES: made of virtually indestructible, shockproof butyrate plastic. Job-size diameter and length plus wide flutes let you take an extra-firm grip *GGG-S-121d

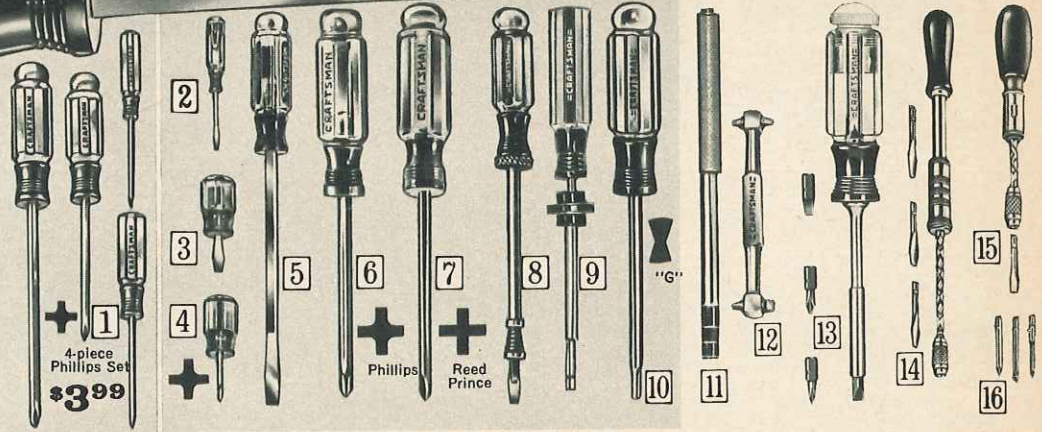


4-piece Set
\$3.49

CRAFTSMAN

Screwdriver Set

Perfect "fix-it" set for your home or shop. You can be ready with the right size screwdriver for most regular small head screws. Includes 1 each of the following: $\frac{1}{4}$ x6-in., $\frac{3}{16}$ x4-in., $\frac{1}{8}$ x4-in. and pocket size screwdriver with pocket clip.
9 AT 4150—Wt. 12 oz.Set \$3.49



1 4-pc. Phillips Set. Sizes: 0-2 $\frac{1}{2}$, 1-3, 2-4, 3-6 in. Long-wearing tips.
9 AT 4147—Shpg. wt. 12 oz.Set \$3.99

2 Pocket-clip Screwdriver. $\frac{1}{8}$ x2-in. blade. Standard bit. 4 in. long.
9 AT 4142—Shpg. wt. 3 oz.59c

3 Stub Screwdriver. $\frac{1}{4}$ x1 $\frac{1}{2}$ -inch blade; standard bit. 3 $\frac{1}{4}$ in. long.
9 AT 4131—Shipping weight 4 oz. . .99c

4 Phillips Stub Screwdriver. 1 $\frac{1}{2}$ -inch blade. No. 2 bit. Length, 3 $\frac{1}{2}$ inch.
9 AT 4118—Shipping weight 4 oz. . .1.09

5 Individual Heavy-duty Screwdrivers. See blade sizes in table.

Catalog Number	Blade, inches	For screws	Shpg. wt.	Each
9 AT 41480	$\frac{1}{8}$ x4	Ex. small	3 oz.	89c
9 AT 41481	$\frac{3}{16}$ x4	Small	5 oz.	1.19
9 AT 41482	$\frac{1}{4}$ x4	Small	5 oz.	1.29
9 AT 41483	$\frac{1}{4}$ x4	Medium	6 oz.	1.19
9 AT 41484	$\frac{1}{4}$ x6	Medium	6 oz.	1.29
9 AT 41485	$\frac{1}{4}$ x12	Medium	8 oz.	1.49
9 AT 41486	$\frac{3}{16}$ x1 $\frac{3}{4}$	Large	6 oz.	1.39
9 AT 41487	$\frac{3}{16}$ x8	Large	9 oz.	1.79
9 AT 41488	$\frac{3}{8}$ x12	Ex. large	14 oz.	2.39

6 Individual Phillips Screwdrivers. See blade sizes in table.

Catalog Number	Size	For screws	Blade (in.)	Wt. oz.	Each
9 AT 41293	0	Ex. small	2 $\frac{1}{2}$	3	79c
9 AT 41294	1	Small	3	4	\$1.09
9 AT 41295	2	Medium	4	4	1.19
9 AT 41296	2	Medium	6	6	1.39
9 AT 41297	3	Large	8	7	1.49
9 AT 41298	4	Ex. large	8	10	1.69

7 Reed Prince Screwdriver. $\frac{1}{4}$ x4-in. blade. For cross-recessed screws.
9 AT 4114—Shpg. wt. 5 oz. \$1.39

8 Screw-holding Drivers. Thumb control holds screw for 1-hand use.

Catalog No.	Blade size	Wt.	Each
9 AT 41122	$\frac{1}{8}$ x2 $\frac{1}{2}$ in.	3 oz.	99c
9 AT 41123	$\frac{1}{8}$ x4 in.	4 oz.	1.09
9 AT 41124	$\frac{3}{16}$ x5 in.	5 oz.	1.39
9 AT 41125	$\frac{3}{16}$ x7 in.	6 oz.	1.49

9 Wedge-type Screw-holding Drivers. Tip adjusts . . . wedges in slot.
9 AT 41281— $\frac{1}{8}$ x3 inch. Wt. 3 oz. \$1.19
9 AT 41341— $\frac{3}{16}$ x4 inch. Wt. 4 oz. 1.39
9 AT 41361— $\frac{1}{4}$ x4 inch. Wt. 5 oz. 1.59
9 AT 41371— $\frac{1}{4}$ x6 inch. Wt. 6 oz. 1.69

10 Clutch-head Screwdrivers. For type "G" (butterfly) screws. Handle and blade as described at left above. Meet Fed. Specs. GGG-S-00122.

Cat. No.	Shank	Bit	Wt.	Each
9 AT 41135	$\frac{3}{16}$ x4-in.	$\frac{5}{32}$ -in.	4 oz.	\$1.49
9 AT 41136	$\frac{3}{16}$ x4-in.	$\frac{3}{16}$ -in.	4 oz.	1.59
9 AT 41137	$\frac{1}{4}$ x5-in.	$\frac{1}{4}$ -in.	5 oz.	1.69
9 AT 41134	$\frac{3}{16}$ x5-in.	$\frac{3}{16}$ -in.	6 oz.	1.89

11 Screw Starters. Start or remove all size slot screws. Tool steel blade, bit. Aluminum grip. Convenient magnetic pick-up tip on handle.
9 AT 41024—5 in. long. Wt. 2 oz. \$1.89
9 AT 41025—9 in. long. Wt. 3 oz. 1.99

12 Offset Screwdriver. Four $\frac{1}{4}$ -inch alloy steel blades . . . specially designed for working in tight places.
9 AT 4110—Shpg. wt. 6 oz. \$1.19

13 Magnetic Tip Screwdriver. Permanent magnet in forged steel shank holds both bit and screw. With 4 bits: 2 for slotted, 2 for Phillips recessed screws. Hollow black plastic handle stores 3 bits.
9 AT 41466—Shpg. wt. 9 oz. \$3.99

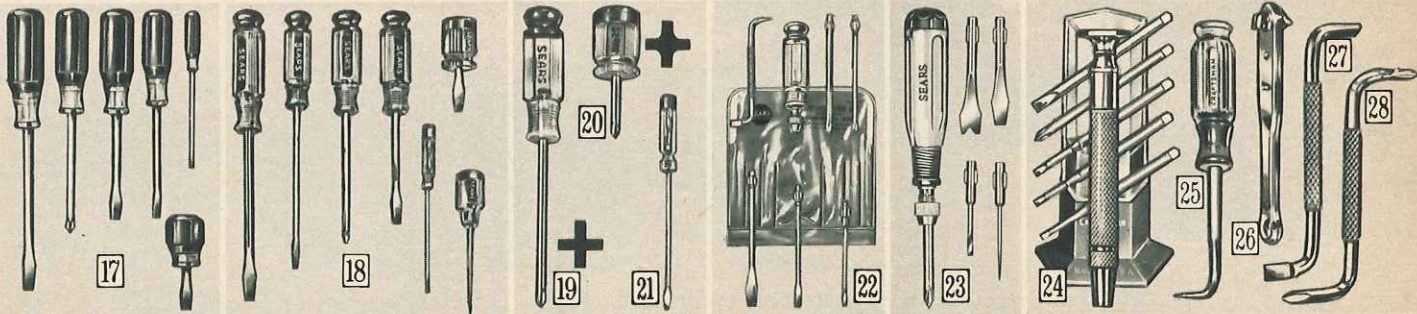
14 Automatic Return Screwdriver. 19 in. extended. Turns right, left. Locks when closed. With 3 alloy steel bits ($\frac{3}{16}$, $\frac{1}{4}$, $\frac{9}{32}$ -in.). Wood handle. From W. Germany.
9 AT 3101—Wt. 1 lb. 13 oz. \$7.49

Extra Screwdriver Bit Set. 3 replacement bits: $\frac{3}{16}$, $\frac{1}{4}$ and $\frac{9}{32}$ -in. For 9 AT 3101 and former 9-4141.
9 AT 4198—Wt. 6 oz. Set \$1.39

15 Small Automatic Return Screwdriver. 10-in. long extended with bit. Turns right, left. Locks when closed. With $\frac{1}{4}$ -in. alloy steel bit. Wood handle. From W. Germany.
9 AT 3100—Shpg. wt. 12 oz. . . . \$3.29

Extra Screwdriver Bit Set. 3 replacement bits; $\frac{5}{32}$ -in., $\frac{7}{32}$ -in. and No. 2 Phillips type. For 9 AT 3100; former numbers 9-3180 and 9-3461.
9 AT 4153—Shpg. wt. 4 oz. . . . Set \$1.49

16 3-pc. Phillips Bit Set. Sizes 1, 2, 3. Fits 9 AT 3101, former 9-3470, 9-4141; Yankee 30A; 130A; Millers Falls 61A, 610A; Greenlee 448; 458 automatic screwdrivers.
9 AT 4115—Shpg. wt. 6 oz. . . . Set \$1.69



17 6-pc. Set. Vinyl grips. High carbon-steel blades, fully ground. Includes: $\frac{3}{16}$ x4-in. cabinet; $\frac{1}{4}$ x1 $\frac{1}{2}$ -in. stubby; $\frac{1}{4}$ x4-in. mechanic's; $\frac{5}{16}$ x6-in. heavy duty; $\frac{1}{8}$ x3 $\frac{3}{4}$ -in. electrician's; No. 2 recessed.
9 AT 4146—Wt. 1 lb. 8 oz. . . . Set \$3.29

18 7-pc. Set. High-carbon-steel blades, fully ground. Plastic handles. 4 $\frac{1}{2}$ -in. scratch awl. 6 screwdrivers ($\frac{3}{8}$ x2-in., $\frac{3}{16}$ x4-in., $\frac{1}{4}$ x4-in., $\frac{5}{16}$ x6-in., stubby with 1 $\frac{1}{2}$ -in. blade and No. 2 Phillips type).
9 AT 41271—Wt. 1 lb. 6 oz. . . . Set \$2.99

Cat. No.	Blade in.	Type	Wt. oz.	Each
9AT41491	$\frac{1}{4}$ x4	Standard	.4.	69c
9AT41494	$\frac{3}{8}$ x8	Standard	.8.	\$1.29
9AT41512	$\frac{3}{16}$ x4	Cabinet	.3.	59c
9AT41513	$\frac{3}{16}$ x6	Cabinet	.4.	59c

19 Phillips-type Screwdriver. Size No. 2. Fully-ground blade for longer life . . . tough high-carbon steel. Plastic handle for added shock protection. 4-in. blade; 3 $\frac{1}{2}$ -in. long overall.
9 AT 41662—Shpg. wt. 4 oz. . . . 79c

20 Phillips-type Stubby Screwdriver. Size No. 2. Lets you get to hard-to-reach Phillips screws. Plastic handle. 1 $\frac{3}{8}$ -in. blade is high-carbon steel, fully ground. 3 $\frac{1}{4}$ in. long overall.
9 AT 4167—Shpg. wt. 3 oz. . . . 69c

21 Pocket-size Screwdriver. Fits most small-size, standard screws . . . gets into tight places. 2-inch fully-ground blade of high-carbon steel. Amber plastic handle. Pocket clip.
9 AT 4122—Shpg. wt. 2 oz. . . . 25c

22 6-pc. Screwdriver Set. Interchangeable plastic handle. Offset screwdriver, 5 steel blades. Bits incl. standard $\frac{1}{8}$ x2 $\frac{5}{8}$ -in., $\frac{3}{16}$ x4-in., $\frac{1}{4}$ x4 $\frac{3}{8}$ -in.; Phillips Nos. 1, 2. Plastic pouch.
9 AT 4181—Shpg. wt. 10 oz. . . . Set \$1.69

23 5-in-1 Screwdriver Set. Clear plastic handle stores blades. Aluminum chuck, zinc plated. 5 fully ground blades of high carbon steel: $\frac{1}{8}$ -inch midjet, $\frac{1}{4}$ -inch mechanic's, No. 2 Phillips type, gimlet screw starter and handy tack puller.
9 AT 4109—Shpg. wt. 6 oz. Set \$1.19

24 CRAFTSMAN 6-pc. Precision Screwdriver Set. Nickel-plated knurled body, swivel head. Removable blade held by threaded chuck. 2 $\frac{1}{2}$ x $\frac{1}{4}$ -inch body. Five blade sizes: .040, .055, .070 and .100-in.; Phillips type. 3 $\frac{3}{4}$ inches long overall. Plastic storage stand.
9 AT 4107—Shpg. wt. 4 oz. Set \$1.69

25 CRAFTSMAN Corker-key Extractor. Cork-screw action. Forged steel hook; plastic handle. 7 in. long.
9 AT 4319—Shipping wt. 8 oz. 99c

26 CRAFTSMAN Ratchet Offset Screwdrivers. Steel body, nickel plated. Alloy-steel blades. Right or left ratchet. Tightens or loosens small screws easily. Reverses instantly. For $\frac{1}{4}$ and $\frac{3}{8}$ -inch slotted screws.
9 AT 4117—Shipping wt. 3 oz. . . . \$1.19
For No. 1 and No. 2 Phillips screws.
9 AT 4119—Shipping wt. 3 oz. . . . 1.49
For No. 2 Phillips, $\frac{1}{4}$ -in. slotted screws.
9 AT 4116—Shipping wt. 3 oz. . . . \$1.49

27 Offset Screwdriver. High-carbon-steel blade, fully ground. 2 bits.
9 AT 4120—Shipping wt. 4 oz. 29c

28 Phillips-style Offset Screwdriver. Tempered steel with No. 1 bit on one end, No. 2 bit on the other.
9 AT 4126—Shipping wt. 2 oz. 39c

Use it two ways!

It's a 2-wheel hand truck
It's a 4-wheel cart

All you do is reposition the easy-to-grip handle to change from the one to the other

\$24⁹⁹ cash **\$4** monthly

Use as a hand truck for maneuvering in tight areas, around corners; as a cart for handling bulky loads. Carries 2 garbage cans easily. Capacity 400 lbs. Rigid tubular steel frame. Base plate 8 in. deep. Includes two 8x1.75-in. rubber tires, two heavy-duty casters. 99 AT 8722N—Shpg. wt. 32 lbs. \$24.99

Shipping Note: "N" items (such as 99AT-8722N) freight (rail, truck) or express

Welded steel frames for extra strength

\$9⁹⁹

1

2

\$14⁹⁹

3

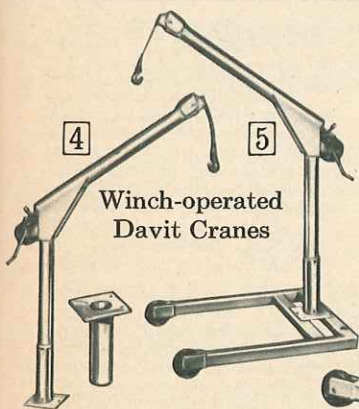
\$26⁹⁹ cash

\$4 monthly

1 Light use. Solid 5x1.25-in. rubber wheels. Base plate 7 in. deep. Size overall 40 in. high, 14 in. wide. 99 AT 8724N—Shpg. wt. 16 lbs. \$9.99
Extra Wheel for (1). Fits 1/2-in. axles. 9 AT 8756—Wt. 1 lb. 8 oz. \$1.49

3 Handles 600 lbs. . . heavy duty. Puncture-proof 10x 2.75-in. tires. Ball bearings. Wheel guards, stair risers. 9-in. base plate. Enameled. 50x14 in. 99 AT 8729N—Wt. 38 lbs. \$26.99

2 Handles 400 lbs. Puncture-proof 8x1.75-in. tires. Oil-impregnated bearings. Wheel guards, stair risers. Base plate 8 in. deep. 99 AT 8727N—(44 in. high 14 in. wide.) . . Shipping weight 25 lbs. \$14.99



Winch-operated Davit Cranes

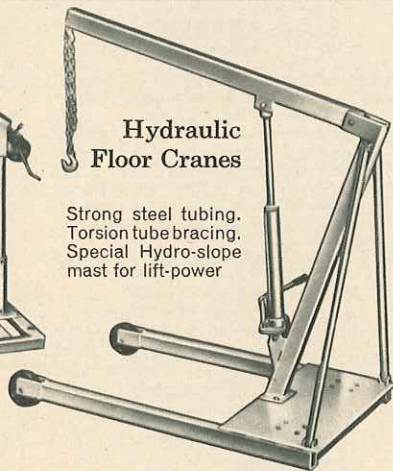
(4 and 5) Lift loads to 750 lbs. Crank operation; cable locks when desired height is reached . . won't slip. Sturdy tubular steel construction. Boom turns full 360°. 34-in. reach. 58-in. total lift (70-in. when top-base mounted).

Stationary base **\$59⁹⁵** cash **\$5** monthly

4 With stationary interchangeable base; 8x8 in. overall. Ideal for truck mounting; top or flush. Wt. 75 lbs. F9 AT 7802N. Cash \$59.95

Portable base **\$109⁹⁵** cash **\$10** monthly

5 With portable base. 30 in. wide, 41 in. long. Easy-rolling casters. Shipping wt. 129 lbs. F9 AT 78021N—Cash \$109.95



Hydraulic Floor Cranes

Strong steel tubing. Torsion tube bracing. Special Hydro-sloper mast for lift-power

1/2-ton capacity **\$14⁹⁵** cash **\$11.50** monthly
1-ton capacity **\$31⁹⁵** cash **\$20.50** monthly

One man can use anywhere. Can pay for itself in convenience, man-hours saved. Specially designed for efficient upward thrust of hydraulic cylinder . . gives more lifting power plus longer boom.

Wide base for stability. Handle-operated. 360° guide wheel for pinpoint positioning. Versatile; fits tight places.

1/2-ton. Mast: 54 in. high. Boom: height 82 in. maximum, 26 in. min.; length 45 in.; reach 29 1/2 in. Base: 57x5x38 1/2 in. wide. F9 AT 7803N—Shpg. wt. 226 lbs. \$149.95
1-ton. Mast: 67 in. high. Boom: height 91 in. maximum, 38 in. min.; length 54 in.; reach 32 1/2 in. Base: 70x6x49 in. wide. F9 AT 7804N—Shpg. wt. 400 lbs. \$319.95

Shipping Note: "F" items (as F9 AT 7802N) sent from factory in Winona, Minn. Allow extra time. No C.O.D.'s.

CRAFTSMAN
REG. U.S. PAT. OFF.

1-man Power Pull

It's a hoist, a winch, a puller . . and it lifts up to 4000 pounds

One-ton capacity **\$26⁹⁹** Two-ton capacity **\$34⁹⁹**

Hoist engines . . tighten cables and fencing . . pull stumps . . move heavy machinery

Simple to operate. No ropes. 3/16-inch diameter aircraft-type cable break-strength tested to 4200 pounds. No clutch to slip. Automatic safety catch.

Aircraft-type swaged cable terminal lets clevis swivel. Drop-forged steel hooks; aircraft-quality aluminum alloy ratchet wheel. Cold rolled steel frame and lever. Steel parts cadmium plated. Portable—1-ton capacity model weighs only 6 3/4 lbs.; 2-ton model, only 8 lbs.



Catalog No.	Capacity	Max. lift	Leverage ratio	Wt.	Price
99 AT 7880C	1 ton	12 feet	.15 to 1	7 lbs.	\$26.99
99 AT 7881C	2 tons	6 feet	.30 to 1	9 lbs.	\$34.99

Wiregrip for above (not shown). Handles smooth or barbed wire . . protects your hands.

9 AT 7882—Shipping weight 1 lb. 5 oz. \$3.49

Motor Sling only. For above. (Not shown.) Positive lock . . lifts at any angle, no load shift.

9 AT 7884—Shipping weight 2 lbs. 2 oz. \$7.59



CRAFTSMAN COMMERCIAL Differential Chain Hoist

Works 25% easier because it has Torrington needle bearings in lower sheave

1/2-ton capacity **\$37⁹⁹** cash **\$5** monthly
1-ton capacity **\$56⁵⁰** cash **\$6** monthly

6 Load-tested to 150% of rated capacity. Non-slipping . . locks automatically . . holds load at any point. Aluminum alloy frame. Timken roller bearings in lower load hook. Heat treated (forged) steel hooks. Zinc-plated steel chain. Meets Military Specifications MIL-H-904d (Ships) Class 2, Type A.

Catalog No.	Cap.	Max. lift	Lgh. chain	Wt.	Price
99 AT 7886C	1/2 ton	7 feet	.26 ft.	29 lbs.	\$37.99
99 AT 7887L	1 ton	8 feet	.30 ft.	47 lbs.	\$56.50

1/2-ton Hoist with extra chain. For each extra 4 feet of chain (1-ft. additional lift requires 4 ft. of chain) add \$4.90 to price, 2 1/4 lbs. to shpg. wt. of 99 AT 7886C above. Use Catalog Number F9 AT 78865N for ordering.

1-ton Hoist with extra chain. For each 4 ft.: add \$5.55 to price, 3 1/4 lbs. to shpg. wt. of 99 AT 7887L. Use Catalog Number F9 AT 78875N for ordering.

7 Double-truck Conveyor. For loads to 2000 lbs. 8 ft. track. 4-wheel trolley, 7 single hangers with threaded rod. F9 AT 7863N—Shipping weight 55 lbs. \$39.99

8-ft. Track with Splice Hanger. Use with F9 AT 7863N above. Punched 4-in. centers. Fits with 5-in. "I" beam. F9 AT 78651N—Shpg. wt. 39 lbs. \$16.99

90° Curved Track with Splice Hanger. 4-ft. radius, 7 ft. long. F9 AT 78652N—Shipping weight 31 lbs. \$27.50

1-ton Trolley. Fits F9 AT 78651N, F9 AT 78652N; or 5, 6, or 8-inch "I" beam, 3-inch flange, 4 wheels. Steel plates. Hanger pin. F9 AT 7864—Shipping weight 11 lbs. \$13.99

Single Hanger. For F9 AT 78651N, F9 AT 78652N above, 6-in. rod. Place hangers 16 in. apart on 2000-lb. loads, 20 inches apart on 1000 pound loads. F9 AT 78661—Shpg. wt. 14 oz. \$1.79

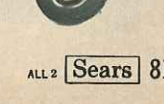
Splice Hanger. 6-inch threaded rod. F9 AT 78662—Shipping weight 1 pound. 1.89
F9 AT 78663—Strap Bracket. Shpg. wt. 1 lb. 1.49
F9 AT 78664—Side Bracket. Shpg. wt. 11 oz. .99c

Shpg. Note for above: "N" items (as F9 AT 7863N) freight (rail or truck) or express. "F" items from factory in Winona, Minn. . . no C.O.D.'s . . allow extra time. For available items, pay postage from c.o. plant.

Gear-operated Hoist and Winch lifts 1500 pounds

8 Turn handle . . high leverage, worm-driven gears lift up to 1/2 ton. Release handle . . hold load at any height. Top hook swivels 360° . . use as winch or puller. Forged steel hooks, 12-foot 3/16-inch aircraft-type cable. Aluminum housing. 11 1/4 x 17 1/2 inches. 9 AT 7883—Shipping weight 8 lbs. 2 oz. \$25.99

Differential Chain Hoist



All CRAFTSMAN Kromedge® Taps and Dies stay sharp up to 5 times longer than ordinary cutters


REG. U.S. PAT. OFF.

Tempered alloy steel..made to exact Metal Cutting Institute tolerances to cut smoother threads with less effort. Extra-hard chrome plating resists rust




ROUND DIE

HEX DIE



Set with Round Dies ^{59-pc-Set} \$68⁹⁹ ^{cash} \$7 ^{monthly}

59-piece Auto Mechanic's Set. 23 cuts, 23 taps, 23 dies (13 one-inch hex dies; 8 adjustable 1½-inch; 2 solid pipe dies). Thread sizes and types given in table below. 5 screw extractors (sizes 1-5); 2 tap-reamer wrenches (Nos. 4, 6); 1 tap wrench (for Nos. 4-12 machine taps); two adjustable-guide die stocks (1, 1½-inch); screwdriver, thread gauge. All parts come in hardwood case. 99 AT 5212C—Shipping weight 14 pounds.....Set \$68.99



Sets with hex dies can be used with wrenches or sockets.. perfect for close, hard-to-reach jobs

41-piece Hex Set \$32⁹⁹ ^{cash} \$5 ^{monthly}


28-piece Hex Set \$24⁴⁹ ^{cash} \$4 ^{monthly}

2 41-piece Set. For 1-in. sockets, open-end or adjustable-end wrenches. 17 taps. 17 dies.

3 28-piece Set. (Not shown.) 11 taps. 11 dies. 1 solid pipe tap-and-die. Adjustable guide die stock, tap and reamer wrench, "T" handle tap wrench, screw-pitch gauge, screwdriver. All dies are 1-inch hexagon. See table below for sizes and types of threads for taps and dies. Comes in sectioned plastic case. Shpg. wt. 3 lbs. 12 oz. 9 AT 5200.....Set \$24.49

Dies are 1-inch hexagon. One solid pipe die. Sizes and types of threads given below. Adjustable-guide die stock, tap-reamer wrench, 2 "T" tap wrenches: one for ¼ to ½ in., one for ⅛ to ½ in. taps, screw pitch gauge, screwdriver. Plastic case. 9 AT 5201—Wt. 4 lbs. 8 oz. Set \$32.99

13-piece Set. (Not shown.) 5 cuts, 5 taps, 5 hex dies. See table below for sizes and types of threads for both taps and dies in this set. Set includes one 1 inch adjustable guide stock, No. 4 tap wrench. Ideal for auto mechanic or hobbyist... lets you repair threads right on the job. Comes in sectioned plastic case. 9 AT 52055—Shipping weight 2 pounds 7 ounces.....Set \$9.99



Sets with Round Dies ^{40-pc-Set} \$32⁹⁹ ^{cash} \$5 ^{monthly}

1 40-piece Set. 17 cuts, 17 taps, 16 adjustable 1-in. round dies, 1 solid pipe die. See table below for sizes and types of threads for taps and dies.

Comes complete with adjustable-guide die stock, tap-reamer wrench, tap wrench, screw pitch gauge, screwdriver. Sectioned plastic case included. Wt. 4 lbs. 9 oz. 9 AT 52091.....Set \$32.99

14-piece Set. (Not shown.) An economical set with most popular taps and dies for home, workshop, farm. 5 cuts, 5 taps, 5 adjustable round dies. Sizes and types of threads for taps and dies given in table below.

Also includes one 1-in. adjustable guide stock, No. 4 tap wrench. In sectioned plastic case. Wt. 2 lbs. 5 oz. 9 AT 5205.....Set \$9.99

Catalog Number	99 AT 5212C			9 AT 52091			9 AT 5205		
Cuts National Coarse (USS) threads	¼-20	⅜-11	⅝-12	¼-20	⅜-11	⅝-12	¼-20	⅜-11	⅝-12
	⅝-16	⅞-18	¾-10	⅝-16	⅞-18	¾-10	⅝-16	⅞-18	¾-10
	⅞-13	1-14		⅞-13	1-14		⅞-13	1-14	
Cuts National Fine (SAE) threads	¼-28	⅜-18	⅝-18	¼-28	⅜-18	⅝-18	¼-28	⅜-18	⅝-18
	⅝-24	⅞-24	¾-16	⅝-24	⅞-24	¾-16	⅝-24	⅞-24	¾-16
	¾-20	1-20		¾-20	1-20		¾-20	1-20	
Cuts Machine Screw Threads	10-32	10-24	12-24	4-40	6-32	8-32	10-32	10-24	12-24
Pipe Thread	.½, ¾-inch			.½-inch			.½-inch		

Catalog No.	9 AT 5201			9 AT 5200			9 AT 52055		
Cuts National Coarse (USS) threads	¼-20	⅜-16	⅝-18	¼-20	⅜-16	⅝-18	¼-20	⅜-16	⅝-18
	⅝-16	⅞-14		⅝-16	⅞-14		⅝-16	⅞-14	
	⅞-13			⅞-13			⅞-13		
Cuts National Fine (SAE) threads	¼-28	⅜-24	⅝-24	¼-28	⅜-24	⅝-24	¼-28	⅜-24	⅝-24
	⅝-24	⅞-20		⅝-24	⅞-20		⅝-24	⅞-20	
	¾-20			¾-20			¾-20		
Cuts Machine Screw Threads	4-40	6-32	8-32	10-32	10-24	12-24			
Pipe Thread	.½-inch			.½-inch			.½-inch		

Tap Sets for rethreading


For restoring coarse threads. Includes 6 National Coarse (USS) taps (one each in sizes ¼, ⅝, ⅞, 1, 1½, 2). Comes in plastic case. 9 AT 52113—Wt. 10 oz....Set \$3.49

For restoring fine threads (not shown). As above, but 6 taps are National Fine (SAE). Comes in plastic case. 9 AT 52114—Wt. 10 oz....Set \$3.49

Hex-shaped Die Sets

For renewing coarse threads. Includes 8 National Coarse (USS) dies (one each in sizes ¼, ⅝, ⅞, 1, 1½, 2, 2½, 3). Comes in plastic case. 9 AT 52111—Wt. 6 oz....Set \$4.29

For renewing fine threads (not shown). As above, but 8 dies are National Fine (SAE). Comes in plastic case. 9 AT 52112—Wt. 6 oz....Set \$4.29



82 Sears ALL 6-piece Tap Set \$3⁴⁹



8-piece Die Set \$4²⁹

No Money Down on anything Sears sells

SEE PAGE 97



CRAFTSMAN Individual Taps and Dies

Size of Item	Adjustable Round Dies				Taps				Hex Dies				
	Catalog No.	Diam.	Wt.	Price	Catalog No.	Wt.	Price	Catalog No.	Wt.	Price	Catalog No.	Wt.	Price
National Coarse (US) threads													
1/4-20	9 AT 5226	1/4 in.	3 oz.	\$1.09	9 AT 5222	2 oz.	59c	9 AT 5227	3 oz.	\$1.09			
5/16-18	9 AT 52260	1/4 in.	3 oz.	1.09	9 AT 52220	2 oz.	69c	9 AT 52270	3 oz.	1.09			
3/8-16	9 AT 52261	1/2 in.	3 oz.	1.09	9 AT 52221	3 oz.	79c	9 AT 52271	3 oz.	1.09			
7/16-14	9 AT 52262	1/2 in.	3 oz.	1.09	9 AT 52223	3 oz.	89c	9 AT 52272	3 oz.	1.09			
1/2-13	9 AT 52263	1/2 in.	3 oz.	1.09	9 AT 52224	3 oz.	99c	9 AT 52273	3 oz.	1.09			
1/2-13	9 AT 52264	1/2 in.	4 oz.	1.99									
5/8-12	9 AT 52265	1/2 in.	4 oz.	1.99	9 AT 52225	4 oz.	\$1.39						
3/4-11	9 AT 52267	1/2 in.	4 oz.	1.99	9 AT 52226	5 oz.	1.69						
3/4-10	9 AT 52268	1/2 in.	4 oz.	2.29	9 AT 52227	7 oz.	2.19						
National Fine (SAE) threads													
1/4-28	9 AT 5225	1/4 in.	3 oz.	\$1.09	9 AT 5221	2 oz.	59c	9 AT 5228	3 oz.	1.09			
5/16-24	9 AT 52250	1/4 in.	3 oz.	1.09	9 AT 52210	2 oz.	69c	9 AT 52280	3 oz.	1.09			
3/8-24	9 AT 52251	1/2 in.	3 oz.	1.09	9 AT 52212	3 oz.	79c	9 AT 52281	3 oz.	1.09			
7/16-20	9 AT 52252	1/2 in.	3 oz.	1.09	9 AT 52213	3 oz.	89c	9 AT 52282	3 oz.	1.09			
1/2-20	9 AT 52253	1/2 in.	3 oz.	1.09	9 AT 52214	3 oz.	99c	9 AT 52283	3 oz.	1.09			
1/2-20	9 AT 52254	1/2 in.	4 oz.	1.99									
5/8-18	9 AT 52256	1/2 in.	4 oz.	1.99	9 AT 52215	4 oz.	\$1.39						
3/4-18	9 AT 52257	1/2 in.	4 oz.	1.99	9 AT 52216	5 oz.	1.69						
3/4-16	9 AT 52258	1/2 in.	4 oz.	1.99	9 AT 52217	7 oz.	2.19						
Machine Screw Taps and Dies—all N.C. (10-32 is NF.)													
4-40	9 AT 52232	1 in.	3 oz.	\$1.09	9 AT 52192	2 oz.	49c	9 AT 5229	3 oz.	1.09			
6-32	9 AT 52235	1 in.	3 oz.	1.09	9 AT 52194	2 oz.	49c	9 AT 52290	3 oz.	1.09			
8-32	9 AT 52237	1 in.	3 oz.	1.09	9 AT 52196	2 oz.	49c	9 AT 52291	3 oz.	1.09			
10-24	9 AT 52239	1 in.	3 oz.	1.09	9 AT 52198	2 oz.	59c	9 AT 52292	3 oz.	1.09			
10-32	9 AT 5224	1 in.	3 oz.	1.09	9 AT 5220	2 oz.	59c	9 AT 52293	3 oz.	1.09			
12-24	9 AT 52240	1 in.	3 oz.	1.09	9 AT 52201	2 oz.	59c	9 AT 52294	3 oz.	1.09			

9 AT 5230—1/2-inch solid hex Pipe Die. NPT thread. Shpg. wt. 3 oz. 1.09



CRAFTSMAN COMMERCIAL Only \$319

Professional Quality Hacksaw

Cuts flush in 6 different positions. Special studs keep blade from twisting. Strong steel frame, polished and nickel-plated. Adjusts to hold 10 or 12-inch blades. Comfortable grip of linear polyethylene absorbs shock. Cuts in 4 directions. With 10-inch tungsten-steel blade . . . 18 teeth per inch. *Craftsman Commercial story on page 8.*
9 AT 3558—Shipping weight 2 pounds. \$3.19



\$249

\$199

CRAFTSMAN Hacksaw. Welded steel frame . . . nickel-plated and polished. Reinforced back. Rubber, pistol-grip handle. Cuts in 4 positions. Spring-clip lock nut stops blade from twisting. Accepts 10 or 12-in. blades. With 10-in. blade . . . 18 teeth per in.
9 AT 3562—Wt. 1 lb. 14 oz. \$2.49

Medium-duty Hacksaw. Welded steel frame . . . nickel-plated. Reinforced back. Takes 10, 12-in. blades. Pistol-grip. 10-in. steel blade . . . 18 teeth per in.
9 AT 3553—Shpg. wt. 1 lb. 8 oz. . . \$1.99

Budget-priced Pistol-grip Hacksaw. (Not shown.) Reinforced back. For 8, 10, 12-in. blades. 8-in. blade (18 teeth per in.) included. Rubber handle.
9 AT 3552—Shipping weight 1 lb. . . 89c



11 CRAFTSMAN Hacksaw. Cuts flush; in tight spots. Die-cast aluminum handle. Uses any hacksaw blade. 10-in. blade. Wt. 12 oz.
9 AT 35481 . . . \$2.49



12 Keyhole-type Hacksaw and extra blade. Non-shatter, flexo-back blade . . . flame-hardened teeth. For metal, wood, plastic. Molded rubber handle. 7 1/2 in. long.
9 AT 3548—Shipping weight 10 oz. . . . \$1.29

Replacement Blade for above.
9 AT 3540—Shipping weight 3 oz. 29c

CRAFTSMAN Hacksaw Blades

All *Flex-rigid* hacksaw blades made of flexible alloy steel. Teeth won't strip. 5 in. package.

Catalog No.	Length	Teeth	Shpg. wt.	Pkg.
Cuts steel bars, brass, copper 1/4 to 1 inch				
13 9 AT 65841	10 inches	18 per in.	5 ounces	89c
9 AT 65842	12 inches	18 per in.	6 ounces	99c
Cuts iron pipe, medium tubing 1/8 to 1/4 inch				
14 9 AT 65851	10 inches	24 per in.	5 ounces	89c
9 AT 65852	12 inches	24 per in.	6 ounces	99c
Cuts thin metal sheets, tubing to 1/4 inch				
15 9 AT 65861	10 inches	32 per in.	5 ounces	89c
9 AT 65862	12 inches	32 per in.	6 ounces	99c

CRAFTSMAN Moly-steel Hacksaw Blades. For accurate high-speed cutting. 18 teeth per in. Last up to 6 times longer than *Flex-rigid*. 2 in. pkg.
9 AT 65831—10 in. long. Shpg. wt. 3 oz. Pkg. \$1.09
9 AT 65832—12 in. long. Shpg. wt. 4 oz. Pkg. 1.29



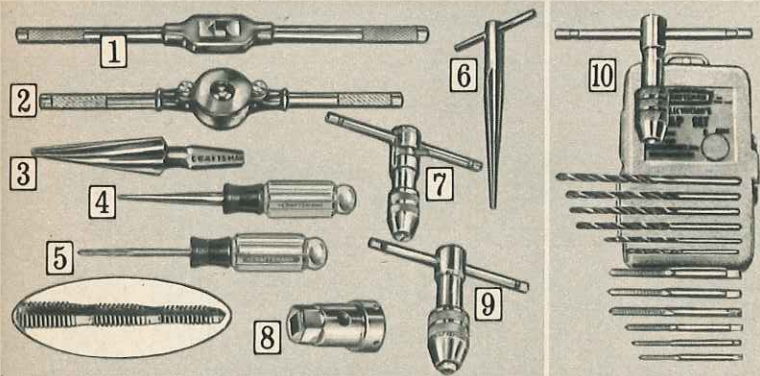
For steel bars, brass, copper from 1/4 to 1-in. thickness



For iron pipe, medium tubing from 1/8 to 1/4-in. thickness



For thin metal sheets, tubing up to 1/4-inch thickness



CRAFTSMAN Tap and Die Accessories

- 1 Tap-and-Reamer Wrenches. Steel jaws. No. 4 Wrench. Takes 4-36 to 1/2-in. taps. 9 AT 5214—Shpg. wt. 10 oz. \$2.49
No. 6 Wrench. Takes 1/2 to 3/4-inch taps. 9 AT 52140—Shpg. wt. 1 lb. 10 oz. . . \$4.29
- 2 Adj. Guide Die Stocks. For round dies. 9 AT 52180—For 1-in. Wt. 14 oz. . \$2.49
9 AT 52181—For 1 1/2-in. Wt. 1 lb. 14 oz. 4.29
9 AT 52185—For hex dies. Wt. 11 oz. . 2.49
- 3 Taper Reamer. Fit standard bit brace. Reams 1/4 to 1/2-in. holes. 5 3/4 in. long. 9 AT 6728—Shpg. wt. 3 oz. . . . \$1.99
Reams 1/4 to 3/8-in. holes. 4 1/2 in. long. 9 AT 6729—Shpg. wt. 5 oz. 2.29
- 4 Hand Reamer. Reams 1/8 to 3/8-in. diam. 9 AT 5492—Shpg. wt. 5 oz. . . . \$1.79
- 5 CRAFTSMAN Poly Tap. 3 Kromedge tap sizes on shank (6-32, 8-32, 10-24). 9 AT 5231—Shpg. wt. 5 oz. . . . \$1.89
- 6 Taper-Reamer. Heat-treated steel. For 1/8 to 1/2-in. holes. 5 3/4 in. long. 9 AT 5479—Shpg. wt. 5 oz. . . . \$1.89
- 7 Adjustable Ratchet Tap Wrench. Hardened; centerless ground; fully polished. Self-equalizing jaws. Deep-seating teeth. Up to 5/16-inch capacity. 9 AT 4065—Shpg. wt. 12 oz. . . . \$4.99
- 8 Round-die Holder for sockets. Fits 1/2-in. socket drive. For 1-in. OD round dies. 9 AT 5237—Shpg. wt. 10 oz. . . . \$1.39
- 9 Tap Wrenches. For 1/8 to 1/4-in. taps and machine screw taps to size 14. 9 AT 4066—Shpg. wt. 9 oz. . . . \$1.89
For 1/4 to 1/2-inch taps. 9 AT 4067—Shipping wt. 1 lb. . . . 2.79
- 10 Electrician's Tap and Drill Set. Six Kromedge® machine taps (4-40, 6-32, 8-32, 10-32, 10-24, 1/4-20), plus exact high speed drills for each; polished flutes (sizes: 43, 36, 29, 25, 21, 7). "T" handle tap wrench. Plastic case. 9 AT 5208—Shpg. wt. 10 oz. . . . Set \$5.69

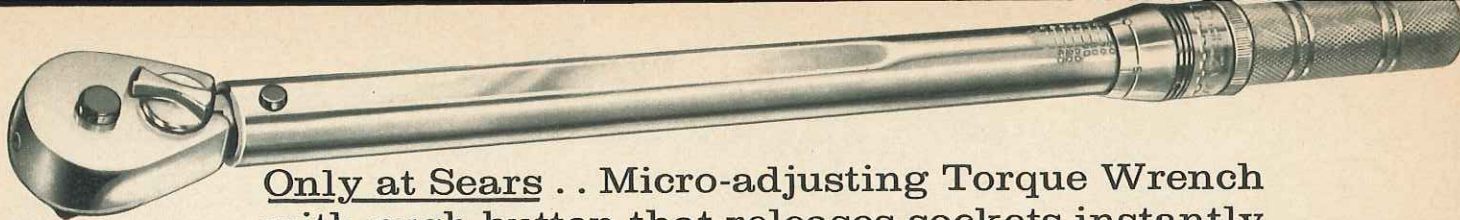


Versatile Pickup Tools and Magnets

- 16 Pickup Tool. Push button . . . steel jaws open. Release button . . . jaws close. 9 AT 41330—12 in. long. Wt. 4 oz. . . . 99c
9 AT 41331—24 in. long. Wt. 6 oz. . . . \$1.19
- 17 Flexible Magnet Pickup Tool. Coiled spring shaft nickel-plated to resist rust. With permanent magnet head. Plastic handle. Bends around corners. Over-all length 17 1/2 inches. 9 AT 4178—Shipping weight 5 oz. . . \$1.69
- 18 5 3/4-inch Magnetic Pocket Tool, Stud Finder. With alnico magnet at end. Pocket clip. Handy to have around. 9 AT 4001—Shipping weight 5 oz. . . . 99c
- 19 Magnetic Pickup Tool. Extends to a full 26 3/4 in. Lifts up to 8 oz. Head moves at any angle. Double ball and socket joint. Fits into 16 3/4-in. tool kit, etc. Imported from England. 9 AT 4132—Shipping weight 9 oz. . . \$2.19
- 20 Permanent Alnico Button Magnets. Use as pickup tools. Can be used also for holding tickets and blueprints, tools, etc. Imported from England.
- 21 CRAFTSMAN 3-inch Horseshoe Magnet. Lifts over 10 pounds of weight. Strong plastic frame. With permanent magnet. 9 AT 4003—Shipping weight 4 oz. . . . 79c
- 22 Permanent Alnico Magnets. Complete with keeper. Has many lifting uses in shop or plant. Imported from England.

Catalog Number	Pull lbs.	Size inches	Wt. oz.	Pkg. of	Pkg.
9 AT 40361	1 1/4	3/8 x 1/2	3	6	\$1.99
9 AT 40362	2 3/4	1/2 x 3/4	5	3	1.59
9 AT 40363	4	3/8 x 1	6	2	1.69

Catalog No.	Pull	Actual Wt.	Shpg. wt.	Each
9 AT 4033	.. 2 1/2 lbs.	.. 1 oz.	.. 3 oz.	59c
9 AT 40332	.. 11 1/2 lbs.	.. 2 oz.	.. 5 oz.	\$1.29
9 AT 40334	.. 20 lbs.	.. 4 oz.	.. 7 oz.	1.99
9 AT 40336	.. 27 lbs.	.. 6 oz.	.. 10 oz.	2.99
9 AT 4034	.. 32 lbs.	.. 8 oz.	.. 12 oz.	3.59
9 AT 40341	.. 35 lbs.	.. 10 oz.	.. 15 oz.	4.99
9 AT 40342	.. 49 lbs.	.. 1 lb.	1 lb. 5 oz.	7.49



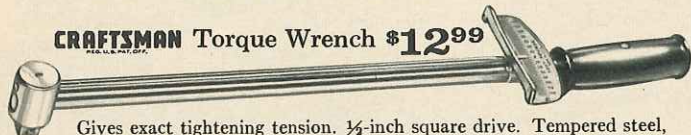
Only at Sears . . . Micro-adjusting Torque Wrench with push button that releases sockets instantly

CRAFTSMAN COMMERCIAL \$37.99 ^{\$5} cash monthly

A top-professional-quality torque-limiting wrench. Just dial the torque you want . . . no gauges to watch as you work. You can hear and feel a signal when selected torque is reached. Patented snap-lock positively holds desired setting. Resets automatically for the next operation. Excellent for use in the dark, in blind spots, on vibrating machinery, under water or in oil.

Calibrated to measure 10 to 150-foot-pounds in clockwise direction (calibrations set in accordance with National Bureau of Standards). Ratchet is reversible for loosening nuts or bolts. Chrome-plated. 1/2-inch square drive. Exceeds Federal Specifications GGG-W-686b, Type III, Class 2. See "CRAFTSMAN Commercial Tools" . . . page 8. 9 AT 44441—Shipping weight 3 pounds 7 ounces. \$37.99

CRAFTSMAN Torque Wrench \$12.99



Gives exact tightening tension. 1/2-inch square drive. Tempered steel, chrome-plated. For engine-cylinder heads, bearings, spark plugs. Measure foot-pounds in either direction. Exceeds Federal Specs. GGG-W-686, Type I, Style A. With tension chart.

- 0 to 150 foot-pounds. For cars, trucks and tractors. 9 AT 44641—Shipping weight 2 pounds 7 ounces. \$12.99
- 0 to 100 foot-pounds. For cars and small engines. 9 AT 44481—Shipping weight 2 pounds 6 ounces. 10.99
- 0 to 50 foot-pounds and 0 to 600 inch-pounds on a dual scale. Use on transmissions, small engines (mowers, etc.). 3/8-inch square drive. 9 AT 44643—Shipping weight 1 pound 13 ounces. \$9.99

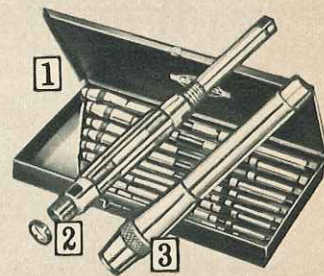
CRAFTSMAN Reamer and Pilot Set

\$83.95 ^{\$8.50} cash monthly

1 Adjustable. Precision made. 9 reamers and 9 pilots. Sizes 1 1/32 to 1 1/16 inches. Metal box. 9 AT 4676—Wt. 14 lbs. Set \$83.95

2 Adjustable Reamer. Not for gun barrels, etc. Sizes in inches. 9 AT 46411—1/4 to 3/8. Wt. 3 oz. . . . \$6.49

- 9 AT 46412—3/8 to 1/2. Wt. 3 oz. . . . 6.49
- 9 AT 46413—1/2 to 5/8. Wt. 3 oz. . . . 6.49
- 9 AT 46414—5/8 to 3/4. Wt. 3 oz. . . . 6.49
- 9 AT 46415—3/4 to 7/8. Wt. 3 oz. . . . 6.49
- 9 AT 46416—7/8 to 1. Wt. 3 oz. . . . 7.29
- 9 AT 46417—1 to 1 1/8. Wt. 4 oz. . . . 7.29
- 9 AT 46418—1 1/8 to 1 1/4. Wt. 4 oz. . . . 5.69
- 9 AT 46419—1 1/4 to 1 1/2. Wt. 5 oz. . . . 5.79
- 9 AT 46421—1 1/2 to 1 5/8. Wt. 6 oz. . . . 5.89
- 9 AT 46422—1 5/8 to 1 3/4. Wt. 8 oz. . . . 6.09
- 9 AT 46423—1 3/4 to 1 7/8. Wt. 10 oz. . . . 6.59
- 9 AT 46424—1 7/8 to 2. Wt. 12 oz. . . . 6.79
- 9 AT 46425—2 to 2 1/4. Wt. 15 oz. . . . 7.09
- 9 AT 46426—1 1/4 to 1 1/2. Wt. 1 lb. 3 oz. . . . 7.79
- 9 AT 46427—1 1/2 to 1 3/4. Wt. 1 lb. 3 oz. . . . 9.39

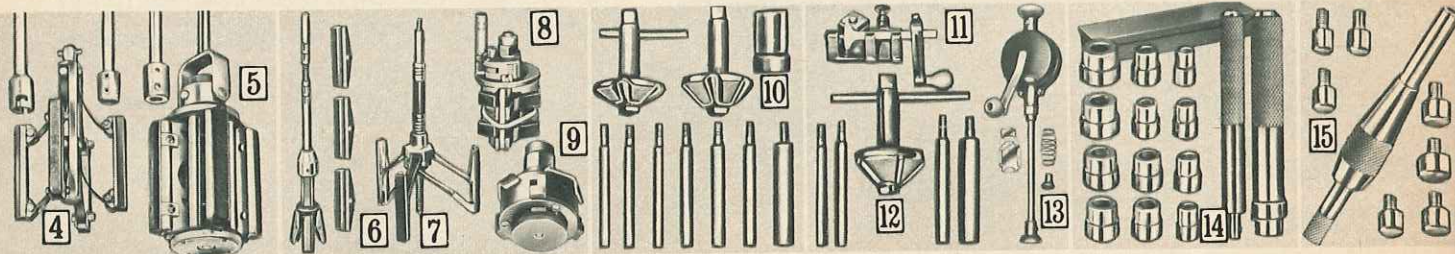


Individual Reamer Pilots

- 3 Adjustable. Precision made. Ground diameter. Sizes in inches. 9 AT 46431—1 1/32 to 1/32. Wt. 5 oz. . . . \$3.09
- 9 AT 46432—1/32 to 1/16. Wt. 6 oz. . . . 3.19
- 9 AT 46433—1/16 to 1/8. Wt. 7 oz. . . . 3.29
- 9 AT 46434—1/8 to 3/16. Wt. 8 oz. . . . 3.49
- 9 AT 46435—3/16 to 1/4. Wt. 10 oz. . . . 3.79
- 9 AT 46436—1/4 to 5/16. Wt. 11 oz. . . . 3.99
- 9 AT 46437—5/16 to 3/8. Wt. 13 oz. . . . 4.09
- 9 AT 46438—3/8 to 1/2. Wt. 15 oz. . . . 4.39
- 9 AT 46439—1/2 to 5/8. Wt. 1 lb. 1 oz. . . . 4.79

No Money Down on anything Sears sells

SEE PAGE 97



4 CRAFTSMAN Burnishing Hone. For 2 1/16 to 4 1/8-in. diameter cylinders. Use with 1/2-in. electric drill or drill press. 2 stones, 2 pads are included with hone. 9 AT 4679—Wt. 2 lbs. 2 oz. \$12.99

Pads, Stones. For above. Set of 4. 9 AT 4680—Wt. 6 oz. . . . Set \$4.99

5 CRAFTSMAN Cylinder Grinder. For 2 1/16 to 4 1/8-in. diameter cylinders. For trucks, cars. 2 stones, 2 pads, 2 sets stone carriers, drive collar; shank, extension. For 1/2-in. drill, drill press. 9 AT 4681—Shpg. wt. 7 lbs. \$59.95

Coarse Stones. Set of 2 stones, pads. 9 AT 4684—Wt. 6 oz. . . . Set \$5.50

Fine Stones. Set of 2 stones, pads. 9 AT 4685—Wt. 6 oz. . . . Set \$5.50

6 Brake Cylinder Surfacing Hone. 3/4 to 1 1/2 in. For 1/2-in. drill. 2 sets stones, flexible shaft. 9 AT 4655—Shipping weight 4 ounces. . . . \$6.99

Replacement Stones for above. 2 sets, 3 stones ea. 9 AT 4659—Shpg. wt. 4 oz. . . . Pkg. of 2 sets \$3.79

7 CRAFTSMAN Cylinder Surfacing Hone. 2 to 7-in. range. For cars, trucks. No oversizing. Use with 1/4, 3/8, 1/2-in. drill. With three stones. 9 AT 4638—Shipping weight 2 lbs. 2 oz. . . . \$12.99

Replacement Stones. 280 grit. Package of 3. 9 AT 46381—Shipping weight 6 oz. . . . Pkg. 3.99

8 Cylinder Wall Ridge Reamer. For canted blocks; short stroke motors, piston in place; 3 to 4 1/2-in. diameter chamfered or straight cylinder. 9 AT 4712—Shipping weight 1 lb. 14 oz. . . . \$11.99

9 Super Range Cylinder Ridge Reamer. Cutting range 2 1/32 to 4 3/16 inches. 9 AT 4721—Shipping weight 2 lbs. 6 oz. . . . \$5.99

10 Valve Seat Refacer Set. Use abrasive discs below. For Ford, Merc., Ply., Dodge, many others with hardened insert valve seats. 9 AT 4639—Shipping weight 2 lbs. 4 oz. Set \$4.39

Abrasive Discs for above, 6 fine, 6 coarse grit. 9 AT 4640—Shipping weight 3 ounces. Pkg. \$1.09

11 Valve Refacing Tool. Formed washer for Chevrolet valves. Carboly cutter. 9 AT 47092—Shipping weight 1 lb. 12 oz. \$3.69


12 Valve Seat Reamer Set. For eng. with 45° cast-iron valve seats 1 to 2 in., including GM cars except Chevrolet. 9 AT 4637—Shpg. wt. 1 lb. 7 oz. . . . Set \$2.39

Set for Chevrolet. 1953-68 except on Hi-Performance 348, 396, 409 and 427 cu. in. engines. 9 AT 46492—Shpg. wt. 2 lbs. 2 oz. . . . Set \$4.79

13 Valve Grinder. Interchangeable cups for use on valves on all gas engines. 9 AT 47041—Shipping weight 2 lbs. 2 oz. \$3.19

14 CRAFTSMAN 15-pc. Bushing Driver Set. 13 bushing drivers (9/16 to 1 1/8-in. inside; 5/8 to 1 1/2-in., outside diameter); 2 driving handles. Install, remove bushings. Metal case. Shpg. wt. 4 lbs. 2 oz. 9 AT 4707 . . . Set \$9.99

15 CRAFTSMAN Clutch Aligning Tool. 7 dual pilots plus tool give 8 diameters: .590, .612, .624, .668, .749, .786, .808 and .984 inch. 9 inches long. Shpg. wt. 2 lbs. 6 oz. 9 AT 4728 . . . Set \$4.99



16 CRAFTSMAN 8-piece Gasket Punch Set. Cuts holes in gaskets, rubber hose. Not for metal. 7 punches: 1/4, 5/16, 3/8, 1/2, 5/8, 3/4, 7/8. Handle fits all punches. Meets Federal Specifications GGG-P-831a. 9 AT 3635—Wt. 1 lb. 8 oz. Set \$5.99

17 CRAFTSMAN Ratchet-type Piston-ring Compressor. For cars, small trucks. Takes 4 rings at one time. 2 3/8 to 5-inch diameter. 3 1/2-in. deep for late-model cars. Self-locking. Spring-steel band. Key wrench. 9 AT 4716—Wt. 14 oz. . . . \$2.49

18 Piston Ring Expander. Remove or install rings 2 3/4 to 4 1/4-in. diameter. Expander jaws grasp sides of ring, hooks engage points. Ring expands front, back and sidewise. Shipping weight 12 oz. 9 AT 4661 \$2.19

19 Piston Groove Cutter and Cleaner. For pistons up to 5 inches. Change depth of cut by turning knurled screw. Five points for grooving; one for trimming lands . . . all in one blade. Shipping wt. 1 lb. 2 oz. 9 AT 4720 \$4.99

20 Overhead Valve Lifter. For valve-in-head motors. Off-set pivot pin. 14 in. long. 9 AT 4558—Wt. 1 lb. 2 oz. \$2.39

21 Magnetic Key Inserter. Permanent magnets. Keys held by jaws of non-magnetic spring levers. stainless steel. Replaceable split-valve keys. 9 AT 4671—Wt. 6 oz. . . . \$1.99

22 Tappet Adjusting Tool. 12-point wrench engages tappet lock nut. Screwdriver of swivel arm engages adjusting screw. For Buick, Chevrolet, Ford-V-8, Lincoln, Mercury. 9/16, 5/8-inch openings. 9 AT 4557—Wt. 12 oz. . . . \$1.99


23 "Little Shorty" Screw-type Valve Lifter. Hi-offset type for under fender use. For late-model L-head engine (with manifold on). Jaws of spring steel. Sturdy steel handle lets you get a good grip. Upper jaws can be adjusted. 8 1/2 inches long. Parallel lift 2 3/4 inches. Shipping weight 1 lb. 5 oz. 9 AT 4559 \$3.29

24 Valve Lifter. 10 inches long. Convenient self-locking catch. Can be used for most engines. Shipping weight 14 ounces. 9 AT 4650 \$1.19

25 CRAFTSMAN Valve-spring Compressor. Vertical-lift type. 9x11-in. frame 10 1/2-in. capacity. No. 1 straight spring steel jaws. Automatic lock . . . holds any position. Ratchet crank. Shpg. wt. 6 lbs. 7 oz. 9 AT 4695 \$6.99

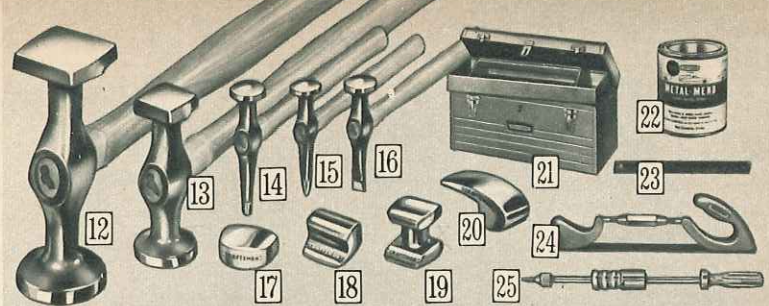
26 Replacement Jaws for above. No. 5 Offset Jaws. For Plymouth, Dodge, Chrysler, Valiant. Wt. 6 oz. 9 AT 4699 Pair \$1.39

27 No. 2 Offset Jaws. For GM and Continental engines. Shpg. wt. 6 oz. 9 AT 4697 Pair 99c




Ignition and other Auto Tools

- 1 CRAFTSMAN Go-no-go Gauge.** 15 blades; each with 2 thicknesses. .006-.008 through .020-.022 in. Precision-ground blades for go-no-go settings and adjustments. For valve and tappet clearance, general use.
9 AT 40803—Shpg. wt. 5 oz. \$1.99
- 2 CRAFTSMAN Offset Gauge.** 26 blades. 45° offset for easy adjustment of valve tappets on V-engines. .005 to .030 in.
9 AT 40802—Shpg. wt. 8 oz. \$2.79
- 3 CRAFTSMAN Ignition Gauge.** 14 leaf gauges: .012 to .032 in. thick. 8 sparkplug-gap gauges: .022 to .040 in. thick. Electrode straightener. Plastic case.
9 AT 40801—Shpg. wt. 4 oz. \$1.79
- 4 15-leaf Thickness (Feeler) Gauge.** 3 5/16-in. blades. .003 to .018 in. (.003 to .015 with the blades combined).
9 AT 4058—Shpg. wt. 4 oz. .69c
9-leaf; ea. 3-in. .002 to .025 in.
9 AT 4052—Shpg. wt. 4 oz. .59c
- CRAFTSMAN 25-leaf Thickness (Feeler) Gauge.** (Not shown.) 3 5/16-in. blades, .0015 to .035 in.
9 AT 40804—Shpg. wt. 6 oz. \$1.99
- 5 CRAFTSMAN Thickness (Feeler) Gauge.** 3-in. leaves taper to 1/2-in. width. 26 leaves: .0015 to .025 in. Locking device.*
9 AT 4094—Shpg. wt. 6 oz. \$5.49
- 6 Spark-plug Gap Gauge.** 8 wire gauges to measure spark-gap. Electrode adjuster.
9 AT 4075—Shpg. wt. 4 oz. .49c
*Meet Fed. Specs. GGG-G-17a, Type VIII, Class 1, Style A.
- 7 CRAFTSMAN Thickness Gauge.** 26 leaves; 3 1/16 in. each. .0015 to .025 in.; up to .3280 in. with all leaves*.
9 AT 4057—Shpg. wt. 5 oz. \$4.29
- 8 Spark-plug Wrench. Double-end:** fits 1 1/16, 1 1/8-in. hex sizes; for 14 mm, 10 mm plugs.
9 AT 45931—Shpg. wt. 5 oz. .19c
Single-end. Fits 1 1/16-in. hex size; for 14 mm plugs.
9 AT 45935—Shpg. wt. 9 oz. .39c
- 9 Point-setting Kits.** Set points in 1/8 the time.
Universal (shown). For any distributor. One adjustment tool, incl. 4 feeler gauges (.016, .017, .020, .025), 2 adapters, 3 wire gap gauges (.030, .032, .035), spark plug gap tool, 5 micro-precision rings plus "dial-a-gap" tool for Delco closed-type distributor. In box.
9 AT 40547—Wt. 9 oz. Kit \$5.49
For 8-cyl. Ford; Chrys. prior to 1960. Adjust. tool, 2 rings.
9 AT 40544—Wt. 4 oz. Kit \$1.29
For 6-cyl. Ford, GM, all Chrys. since 1960. Adjustment tool, 3 precision rings.
9 AT 40545—Wt. 4 oz. Kit \$2.89
- 10 Distributor Tool to adj.,** replace Delco Remy points.
9 AT 4085—Shpg. wt. 4 oz. \$1.39
- 11 CRAFTSMAN Spark-testing Screwdriver.** Neon bulb lights in handle. 9 in. long.
9 AT 4124—Shpg. wt. 7 oz. \$1.19

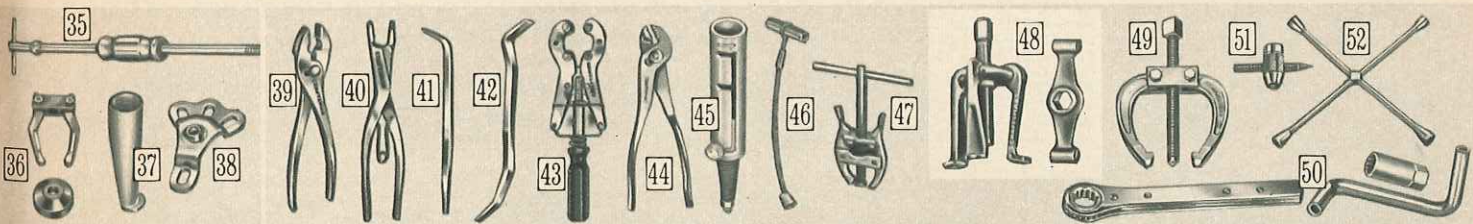


CRAFTSMAN Body and Fender Tools

- 10-pc. Set, 1 ea. of (12 thru 21).** Separately total \$45.20. Save \$5.21.
99 AT 45881 C—Wt. 26 lbs. Set \$39.99
- 12 Bumping Hammer.** 1 1/2-in. square. 1 1/2-in. round faces. 5-in. head.
9 AT 4551—Wt. 1 lb. 7 oz. \$3.69
- 13 Light Bumping Hammer.** 7/8-in. sq., 1 1/16-in. round faces. 3 1/2-in. head.
9 AT 4550—Shpg. wt. 14 oz. \$3.29
- 14 Blunt Pick Hammer.** 1 1/2-in. face. 3-in. long point. 5 1/2-in. head.
9 AT 4553—Shpg. wt. 1 lb. \$3.69
- 15 Pick and Finishing Hammer.** 1 1/2-in. face. 2 3/4-in. pick. 5 1/2-in. head.
9 AT 4556—Shpg. wt. 1 lb. \$3.69
- 16 Cross Pein Hammer.** 3x3/4-in. cross pein. 1 1/2-in. face. 5-in. head.
9 AT 4552—Shpg. wt. 1 lb. 2 oz. . . . \$3.69
- 17 Heel Dolly.** Use for shrinking work.
9 AT 4562—Wt. 2 lbs. 13 oz. . . . \$3.69
- 18 Universal Dolly.** 2 beading surfaces. A basic tool of many uses.
9 AT 4561—Shpg. wt. 3 lbs. 7 oz. . . \$4.99
- 19 Combination Dolly and Spoon.** Use for roof-rail work.
9 AT 4563—Shpg. wt. 3 lbs. 8 oz. . . \$4.69
- 20 All-purpose Dolly.** Eight molding, bead-working surfaces. 3 in. high.
9 AT 4565—Shpg. wt. 3 lbs. 12 oz. . . \$4.99
- 21 Mechanic's Tool Box.** 20x8 1/2x9 1/2 in. 22-gauge steel with gray baked enamel-finish. Plastisol-coated steel handle. Three-section lift-out tote tray. Two one-piece drawbolts, hasp, padlock eye.
99 AT 6512 C—Shipping wt. 12 lbs. . . \$8.79
- 22 CRAFTSMAN Metal Mend.** Plastic compound for use as auto body filler. Dries hard. No heat required.
9 AT 45741—8 oz. Wt. 13 oz. Can 79c
9 AT 45742—32 oz. Wt. 2 lbs. 7 oz. Can \$1.69
- 23 CRAFTSMAN Kromedeg® 14-in. Car Body File.** Fits holder below.
9 AT 3114—Shpg. wt. 14 oz. \$3.99
- 24 CRAFTSMAN Adjustable File Holder.** For concave, convex or straight filing. Aluminum. (No file.)
9 AT 3113—Wt. 1 lb. 15 oz. \$5.99
- 25 Dent Puller.** Not CRAFTSMAN. 17 in. long. Pyraline handle grip and contour slide hammer grip. Screw into surface, pull out dent, fill hole with Metal Mend (22).
9 AT 4570—Shpg. wt. 3 lbs. 3 oz. . . \$4.99



- 26 CRAFTSMAN Pump Oiler.** 1-quart. 11-in. detach. spout. Alum. finish.
9 AT 5586—Shpg. wt. 1 lb. 14 oz. . . \$3.99
- 27 thru 29 CRAFTSMAN Trigger Oilers.** 1-piece domes . . plunger handles. Detachable spouts. Leakproof. Nickel-plated.
- | Cat. No. | Size | Spout | Wt. | Each |
|----------------|-------|-----------|--------|--------|
| (27) 9 AT 5583 | 1 pt. | 6 in. | 12 oz. | \$2.69 |
| (28) 9 AT 5581 | 6 oz. | 6 in. | 10 oz. | 1.69 |
| (29) 9 AT 5580 | 4 oz. | 4 1/2 in. | 7 oz. | 1.39 |
- 30 CRAFTSMAN Pump Oiler.** Nickel-plated. Force-fed. 1-piece dome, seamless bottom. 7-inch spout is detachable. Capacity 7/8 pint.
9 AT 5582—Shpg. wt. 14 oz. \$1.89
- 31 Flexible Steel Spouts.** Interchangeable. For oilers (27 thru 30); all listed and illustrated at left.
9 AT 5584—6 1/2 in. Shpg. wt. 2 oz. . . . 59c
9 AT 5585—13 in. Shpg. wt. 3 oz. . . . 79c
- 32 Household Oiler for light duty work.** 1-ounce capacity. 4 1/2-inch spout with bent tip.
9 AT 5575—Shpg. wt. 3 oz. 29c
- 33 Household Oiler.** Full . . 10-oz. capacity. 4-inch spout.
9 AT 5578—Shpg. wt. 8 oz. 49c
- 34 Non-corrosive Oil.** Light-duty for general household use. In 1-qt. can.
9 AT 55941—Wt. 2 lbs. 7 oz. Can 89c



Special Auto Tools that simplify the job . . save time

- 35 CRAFTSMAN Slide Hammer.** Use with 5 access. below. 24 in. long.
9 AT 4696—Wt. 4 lbs. 14 oz. . . . \$4.99
- 36 2-jaw Reversible Puller.** For bearings, gears, etc. Cap. 1 1/2 to 4 1/2 in. outside; 1 1/4 to 3 3/8 in. inside.
9 AT 46961—Wt. 1 lb. 14 oz. . . \$7.99
- 3-jaw Conversion Kit.** Jaw and 3-way head to convert 9AT46961 to 3-jaw puller. Capacity 1 1/2 to 4 1/2 in. outside; 1 1/4 to 4 1/4 in. inside.
9 AT 46962—Wt. 1 lb. 2 oz. Kit \$3.99
- 37 Seal Hook.** Pulls seals, bearings.
9 AT 46964—Wt. 6 oz. \$1.99
- 38 Axle Puller.** For flange rear axles (studs to 9/16-in. diam.); 4, 5 or 6-bolt circle 5 9/16 in.
9 AT 46963—Wt. 1 lb. 10 oz. . . \$7.99
- Adapter.** Adapts slide hammer (35) with hub puller (48) right.
9 AT 46965—Wt. 10 oz. \$1.69
- 39 Hose Clamp Pliers.** Forged alloy steel; chrome plated. Right angle, straight slots. 8 in. long.
9 AT 4732—Shpg. wt. 15 oz. . . . \$2.59
- 40 Lock-ring Pliers.** Spread lock rings on brakes, transmissions, etc. 8 1/2 in. long . . open to 1 1/4 in.
9 AT 4735—Shpg. wt. 10 oz. . . . \$2.39
- 41 Chevrolet Brake Adjusting Tool.** For Bendix-type car brakes. 8 inches long. Chrome plated.
9 AT 4736—Shpg. wt. 6 oz. 79c
- 42 Brake Adjusting Tool.** Adjusts star reel through drum slot. Drop-forged alloy steel; chrome-plated. 3/8 in. wide. 3/4-in. blade. 9 1/2 in. long.
9 AT 4740—Shpg. wt. 8 oz. 99c
- 43 Muffler Cut-off Tool.** Less than 1/2 turn cuts around pipe. For 1 1/2 to 2 1/2 in. outside diameter pipe.
9 AT 47811—Wt. 1 lb. 12 oz. . . \$9.89

- 44 Battery Pliers.** 22° angle head, 2 adjustments 0 to 1/2 in. Alloy steel; chrome-plated. 7 in. long.
9 AT 44763—Shpg. wt. 9 oz. . . . \$1.79
- 45 Battery Clamp and Post Cleaner.** Rust-resistant stainless steel spring-wire cutters clean corrosion. Acid-resistant plastic case and body.
9 AT 47633—Shpg. wt. 7 oz. . . . \$2.39
- 46 Valve Fishing Tool.** Threaded cap.
9 AT 4738—Shpg. wt. 4 oz. . . . 39c
- 47 Battery Terminal-clamp Lifter.** For car, truck batteries. Forged jaws.
9 AT 47146—Wt. 1 lb. 2 oz. . . . \$4.19
- 48 CRAFTSMAN 3-arm Universal Wheel Hub Puller and Striking Wrench Set.** For any hub up to 7 1/2-in. bolt circle.
9 AT 46642—Wt. 11 lbs. . . . Set \$15.99

- 49 CRAFTSMAN forged Gear Pullers.**
- | Cat. No. | Jaw spread in. | Reach inches | Shpg. wt. lbs. | Price oz. |
|------------|----------------|--------------|----------------|-----------|
| 9 AT 46941 | 0 to 3 | 2 1/4 | 12 | \$4.29 |
| 9 AT 46901 | 0 to 5 1/2 | 3 1/4 | 1 | \$2.29 |
| 9 AT 46911 | 0 to 6 | 5 1/2 | 3 | 2.49 |
| 9 AT 4692 | 0 to 10 | 8 3/8 | 9 | 16.99 |
- 50 Shock Absorber Service Set.** Steel socket, handle, wrench. To remove or install shock absorbers. Socket holds nut, wrench fits over pin to keep from turning.
9 AT 46966—Wt. 10 oz. Set \$8.99
- 51 Tire Valve Tool.** Removes core. Re-threads inside, outside stem.
9 AT 4705—Wt. 3 oz. 29c
- 52 Cross-rim Wrench.** 16-in. arms. 7/8, 1 1/16, two 3/4-in. openings.
9 AT 4472—Wt. 3 lbs. \$2.99
- As above. 22-in. arms. 3/4, 1 1/16, 7/8, 1 1/16 in.
9 AT 44895—Wt. 4 lbs. 10 oz. . . . \$3.99

CRAFTSMAN Wrenches

REG. U. S. PAT. OFF.

Industrial quality

Special "Super-Tuff" molybdenum alloy, drop forged under as much as 2½ tons pressure to produce an extra-dense steel of enormous strength. Heat treated in modern, controlled furnaces. Chrome plated; extra-high polish on heads, panels.



1 5-piece Open-end Set **\$549**

1 5-piece Set. 5 sizes from 3/8x7/16 to 3/4x7/8 inches. Exceeds Fed. Specs. GGG-W-636d. Type IV. Metal clip.

9 AT 4453—Wt. 1 lb. 11 oz. Set \$5.49


6-piece Set. Opening sizes: 3/8x7/16, 1/2x9/16, 5/8x11/16, 3/4x7/8, 7/8x1 1/8, 1 1/8x1 1/4 in. Plastic pouch.

9 AT 4455—Wt. 2 lbs. 7 oz. Set \$7.29

9-piece Set. 9 sizes below, from 1/2x5/16 to 1 1/8x1 3/8 in. Pouch.

9 AT 4466—Wt. 4 lbs. Set \$11.99

Individual Open-end Wrenches			
Catalog Number	Opening size, in.	Shpg. wt. lbs. oz.	Each
9 AT 44571	1/4 x 5/16	3	89c
9 AT 44572	3/8 x 7/16	3	99c
9 AT 44580	1/2 x 9/16	5	\$1.19
9 AT 44581	5/8 x 11/16	7	1.39
9 AT 44582	3/4 x 7/8	8	1.49
9 AT 44583	7/8 x 1 1/8	10	1.69
9 AT 44584	1 1/8 x 1 1/4	10	1.89
9 AT 44585	1 1/4 x 1 1/2	14	2.19
9 AT 44586	1 1/2 x 1 3/4	2	2.89
9 AT 44587	1 3/4 x 1 7/8	2	4.79
9 AT 44588	1 7/8 x 1 7/8	2	6.29
9 AT 44589	1 7/8 x 1 3/4	2	7.59



2 6-piece Combination Set **\$729**

2 6-pc. Set. Open-end and 12-pt. box-end openings. Ends offset at 15°. 7/16, 1/2, 9/16, 5/8, 11/16, 3/4 in. 5 1/4 to 9 3/8 in. long. Exceeds Fed. Specs. GGG-W-636d. Type III. Plastic pouch.

9 AT 4462—Wt. 1 lb. 12 oz. Set \$7.29

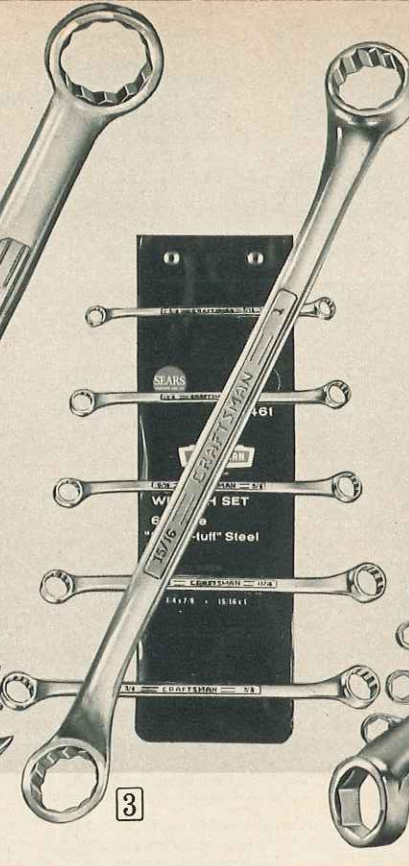
10-piece Set. 3/8, 7/16, 1/2, 9/16, 5/8, 11/16, 3/4, 7/8, 1 1/8, 1 inch. Plastic pouch.

9 AT 4496—Shpg. wt. 4 lbs. Set \$14.49

14-piece Set. 3/8, 7/16, 1/2, 9/16, 5/8, 11/16, 3/4, 7/8, 1 1/8, 1 1/4, 1 1/2, 1 3/4 in. In fitted plastic tool roll.

9 AT 44964—Wt. 9 lbs. Set \$27.49

Individual Combination Wrenches				
Catalog No.	Opening	Length	Shpg. wt.	Each
9 AT 44690	1/4 in.	3 15/16 in.	3 oz.	89c
9 AT 44691	3/8 in.	4	3 oz.	89c
9 AT 44692	1/2 in.	4 7/16 in.	3 oz.	99c
9 AT 44693	5/8 in.	4 1/2 in.	3 oz.	\$1.09
9 AT 44694	3/4 in.	5 1/4 in.	4 oz.	1.19
9 AT 44695	7/8 in.	6 in.	5 oz.	1.29
9 AT 44696	1 in.	6 3/4 in.	5 oz.	1.29
9 AT 44697	1 1/8 in.	7 1/2 in.	7 oz.	1.49
9 AT 44698	1 1/4 in.	8 1/2 in.	7 oz.	1.59
9 AT 44701	1 1/2 in.	9 3/8 in.	9 oz.	1.79
9 AT 44702	1 3/4 in.	10 1/2 in.	10 oz.	1.99
9 AT 44703	1 7/8 in.	11 1/2 in.	11 oz.	2.09
9 AT 44704	2 in.	12 1/2 in.	14 oz.	2.39
9 AT 44705	1 1/4 in.	13 1/2 in.	1 lb.	2.69
9 AT 44706	1 1/2 in.	14 1/2 in.	1 lb. 5 oz.	3.49
9 AT 44707	1 3/4 in.	15 1/2 in.	1 lb. 7 oz.	3.99
9 AT 44708	1 7/8 in.	16 1/2 in.	1 lb. 12 oz.	4.99
9 AT 44709	2 in.	17 1/2 in.	1 lb. 15 oz.	5.89



3 6-piece Box-end Set **\$879**

3 6-piece Set. Countersunk 12-pt. openings. fit nut quickly. Ends offset at 15° angle. Plastic pouch, 3/8x7/16, 1/2x9/16, 5/8x11/16, 3/4x7/8, 1 1/8x1 1/4, 1 1/4x1 1/2 in. long. Exceeds Fed. Specs. GGG-W-636d, Type I.

Shipping weight 2 lbs. 5 oz.

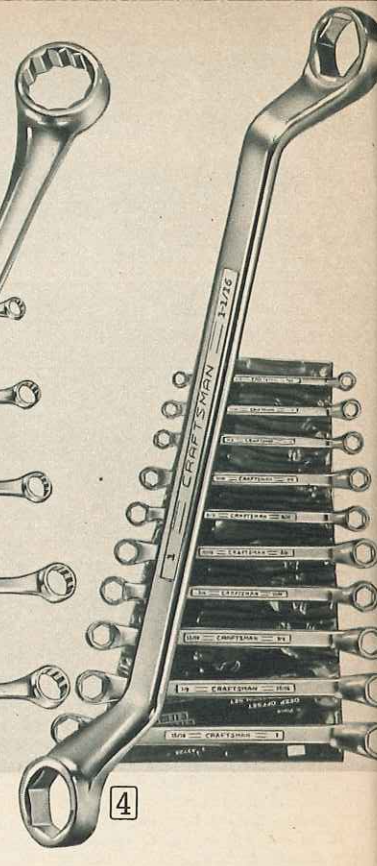
9 AT 4461.....Set \$8.79

11-piece Set. Opening sizes: 3/8x7/16, 1/2x9/16, 5/8x11/16, 3/4x7/8, 1 1/8x1 1/4, 1 1/4x1 1/2, 1 1/2x1 3/4, 1 3/4x1 7/8, 1 7/8x1 7/8, 2x1 3/4, 2 1/4x1 3/4, 2 1/2x1 3/4 in. Complete with plastic pouch.

Shipping weight 5 pounds 2 ounces.

9 AT 4340.....Set \$18.99

Individual Box-end Wrenches				
Catalog Number	Opening size, in.	Length, inches	Shpg. wt. lbs. oz.	Each
9 AT 43919	1/4 x 5/16	5 7/8	3	89c
9 AT 43920	3/8 x 7/16	7 3/4	4	99c
9 AT 43921	1/2 x 9/16	8 1/4	5	\$1.19
9 AT 43923	5/8 x 11/16	8 3/4	5	1.29
9 AT 43924	3/4 x 7/8	9 3/4	6	1.49
9 AT 43925	7/8 x 1 1/8	10 1/2	7	1.59
9 AT 43926	1 x 1 1/8	10 1/4	7	1.59
9 AT 43927	1 1/8 x 1 1/4	11	8	1.79
9 AT 43928	1 1/4 x 1 1/2	12	10	1.99
9 AT 43929	1 1/2 x 1 3/4	14 1/8	13	2.49
9 AT 43934	1 1/8 x 1 1/4	15 1/4	1	3.89
9 AT 43935	1 1/4 x 1 1/2	17	1	5.39
9 AT 43936	1 1/2 x 1 3/4	19	2	6.99
9 AT 43937	1 3/4 x 1 7/8	22 1/2	3	9.79



4 11-piece Box-end Set **\$2899**

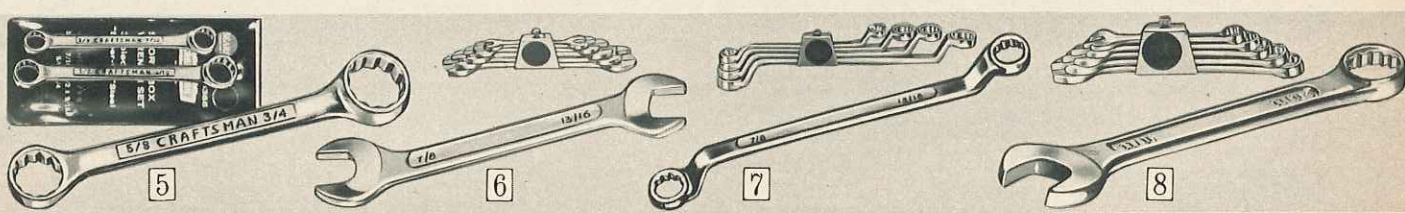
4 11-piece Set. Heads off-set at extra-deep 45° angle. 6-point openings. Sizes: 3/8x7/16, 1/2x9/16, 5/8x11/16, 3/4x7/8, 1 1/8x1 1/4, 1 1/4x1 1/2, 1 1/2x1 3/4, 1 3/4x1 7/8, 1 7/8x1 7/8, 2x1 3/4, 2 1/4x1 3/4, 2 1/2x1 3/4 in. From 7 3/8 to 15 inches long. Meets Federal Specifications GGG-W-636d, Type I. Packed in fitted, heavy-plastic tool roll.

Shipping weight 7 lbs. 8 oz.

9 AT 43725.....Set \$28.99

Individual deep offset Box-end Wrenches				
Catalog Number	Opening size, in.	Lgth. in.	Wt. lbs. oz.	Each
9 AT 43710	3/8x7/16	7 3/8	4	\$1.59
9 AT 43714	1/2x9/16	8 1/8	5	1.79
9 AT 43715	5/8x11/16	8 1/2	5	1.99
9 AT 43716	3/4x7/8	9 1/8	7	2.19
9 AT 43717	7/8x1 1/8	9 3/4	7	2.39
9 AT 43718	1x1 1/8	10 3/8	11	2.69
9 AT 43719	1 1/8x1 1/4	11 3/8	14	3.19
9 AT 43720	1 1/4x1 1/2	12 3/8	14	3.19
9 AT 43721	1 1/2x1 3/4	14 3/8	1	3.79
9 AT 43722	1 3/4x1 7/8	15 3/8	1	4.29
9 AT 43723	1 7/8x1 7/8	17 3/8	1	4.79

UNCONDITIONAL GUARANTEE:
If any CRAFTSMAN Wrench on this page fails to give complete satisfaction, return it, and it will be replaced free of charge. This does not apply to tools used in rental service.



CRAFTSMAN 3-piece Short Box-end Set

5 Off-set heads; short length for work on manifolds, starters, etc. 12-pt. openings. Drop-forged "Super-Tuff" molybdenum alloy steel. Chrome-plated. 3-piece set of sizes listed below. Exceed Federal Specifications GGG-W-636d. Plastic pouch.

9 AT 4365—Shipping weight 8 ounces.....Set \$3.19

Catalog No.	Size (in.)	Length (in.)	Shpg. wt.	Each
9 AT 43860	3/8 x 7/16 in.	4 1/2 inches	3 ounces	99c
9 AT 43861	1/2 x 9/16 in.	5 1/2 inches	4 ounces	\$1.19
9 AT 43862	5/8 x 11/16 in.	6 inches	5 ounces	1.29

Economy-priced carbon-steel Wrenches

Drop-forged high-carbon steel. Heat treated and hardened for long service. Chrome plated to resist rust. Polished heads.

Each set comes complete with a handy metal clip for easy storing. These are not CRAFTSMAN brand wrenches.

6 6-piece Open-end Set. Heads set at standard 15° angle. 5/16 to 1 1/8-inch openings. 3 1/2 to 8 1/2 inches long. Shipping weight 1 lb. 7 oz.

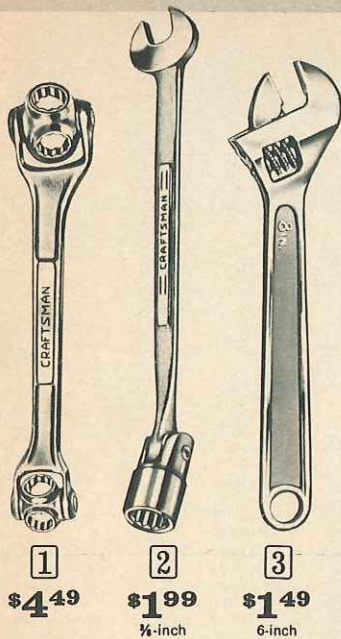
9 AT 4364.....Set \$3.29

7 5-piece Box-end Set. 45° off-set heads to clear obstructions. 3/8 to 1 1/8-inch 12-point openings. 6 3/4 to 12 inches long. Wt. 2 lbs. 3 oz.

9 AT 4380.....Set \$3.49

8 6-piece Combination Set. Same size openings both ends. 3/8 to 1 1/8-inch openings. 4 3/8 to 8 inches long. Wt. 1 lb. 3 oz.

9 AT 4385.....Set \$3.29



1 CRAFTSMAN 8-in-1 Wrench.
Eight 12-pt. openings: $\frac{7}{16}$, $\frac{1}{2}$, $\frac{9}{16}$, $1\frac{1}{32}$ -in. (small head); $\frac{3}{8}$, $1\frac{1}{16}$, $\frac{3}{4}$, $\frac{7}{8}$ -in. (large head), 2 swivel heads. Ease of adjustable wrench . . . grip of box-end wrench . . . range of socket wrench. 9 in. long.
9 AT 4407—Wt. 1 lb. 3 oz. . . . \$4.49

2 CRAFTSMAN Combination Open-end and Socket Wrenches. 12-point swivel socket for hard-to-get-at places. Chrome-plated for rust-resistance. Drop-forged.
6-pc. Set. Sizes below except $1\frac{1}{16}$, 1. 9 AT 4255—Wt. 2 lbs. 3 oz. Set \$14.99

Catalog Number	Size (in.)	Length (in.)	Shpg. wt. lb. oz.	Each
9 AT 42540	$\frac{3}{8}$	$7\frac{1}{16}$	5	\$1.99
9 AT 42541	$\frac{7}{16}$	$7\frac{11}{16}$	6	2.29
9 AT 42542	$\frac{1}{2}$	$8\frac{1}{16}$	6	2.59
9 AT 42543	$\frac{9}{16}$	$8\frac{13}{16}$	7	2.79
9 AT 42545	$\frac{5}{8}$	$9\frac{1}{16}$	9	2.99
9 AT 42547	$1\frac{1}{16}$	$9\frac{29}{32}$	10	3.29
9 AT 42546	$\frac{3}{4}$	$10\frac{1}{16}$	11	3.59
9 AT 42548	$1\frac{1}{2}$	12	2	3.99

3 Adjustable-end Wrenches. Drop-forged alloy steel. Milled jaws. Face and outside edge of handle are polished. Made in Japan. Chrome-plated to resist rust.

Catalog Number	Lgth. in.	Opens in.	Shpg. wt. lb. oz.	Each
9 AT 30870	6	$\frac{3}{4}$	7	\$1.49
9 AT 30871	8	$\frac{7}{8}$	10	1.99
9 AT 30872	10	$1\frac{1}{8}$	1	2.49
9 AT 30873	12	$1\frac{1}{16}$	8	3.49

25% stronger than Federal Specifications* require!

CRAFTSMAN
REG. U. S. PAT. OFF.
Adjustable-end Wrench

Jaw does not protrude at top in closed position . . . helps prevent jamming

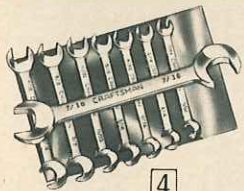
\$2.29
4-inch



Top industrial quality. Forged alloy steel. Milled and hardened jaws. Oversize knurl speeds opening and closing. True hex shape at any jaw position for a firm grip. Thin head gets in tight places. Stainless steel knurl spring for long life. Chrome plated. (*Fed. Specs. GGG-W-631b.)

Cat. No.	Size	Capacity	Shpg. wt.	Each
9 AT 44650	4 inches	$\frac{1}{2}$ -in.	4 oz.	\$2.29
9 AT 44651	6 inches	$\frac{3}{4}$ -in.	6 oz.	2.59
9 AT 44652	8 inches	$\frac{7}{8}$ -in.	11 oz.	2.99
9 AT 44653	10 inches	$1\frac{1}{4}$ -in.	1 lb.	3.49
9 AT 44654	12 inches	$1\frac{3}{4}$ -in.	1 lb. 8 oz.	4.99
9 AT 44655	15 inches	$1\frac{3}{4}$ -in.	3 lbs. 7 oz.	6.99


3-pc. Set, 6, 8, 10-in. sizes. Plastic pouch.
9 AT 44658—Shpg. wt. 2 lbs. Set \$7.99



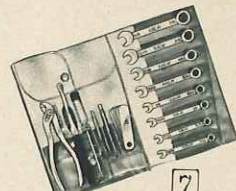
4 CRAFTSMAN 8-pc. Open-end Midget Ignition Wrench Set. 15° and 80° angle heads; same opening both ends. Includes sizes $\frac{1}{32}$, $\frac{1}{16}$, $\frac{1}{8}$, $\frac{9}{32}$, $\frac{5}{16}$, $1\frac{1}{32}$, $\frac{3}{8}$ and $\frac{7}{16}$ inch. Lengths $2\frac{1}{16}$ to 3 inches. Heat treated. Chrome-plated. Complete with plastic pouch. Shpg. wt. 6 oz.
9 AT 4306 Set \$4.89



5 CRAFTSMAN 10-piece Combination Ignition Wrench Set. Heat-treated, chrome-plated. One 12-point box-end, one offset open-end. $\frac{5}{32} \times \frac{3}{16}$ to $\frac{3}{8} \times \frac{1}{16}$ in. Lengths $2\frac{1}{16}$ to $3\frac{3}{4}$ in. Plastic pouch.
9 AT 43441—Shpg. wt. 6 oz. Set \$5.79



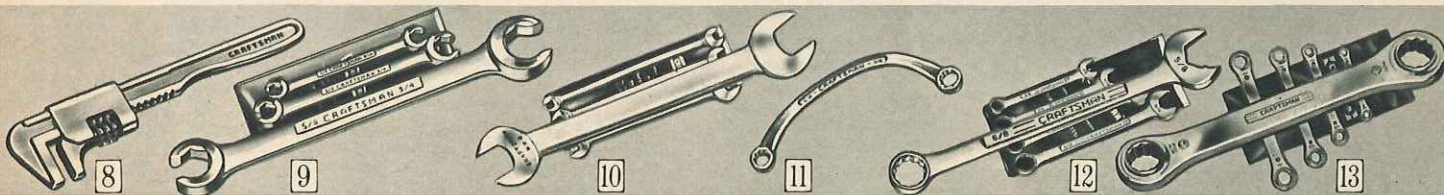
6 CRAFTSMAN 4-piece Midget Box-end Wrench Set. Heat-treated, chrome-plated. 6-point openings. Set includes sizes $\frac{3}{16} \times 1\frac{3}{64}$, $\frac{1}{32} \times 1\frac{1}{64}$, $\frac{1}{4} \times \frac{9}{32}$, $\frac{5}{16} \times 1\frac{1}{32}$ in. $2\frac{1}{2}$ to $3\frac{3}{4}$ in. long. Plastic pouch.
9 AT 4379—Shipping weight 4 oz. Set \$2.89



7 14-piece Ignition Set. Nickel-plated steel is rust resistant. 8 combination box and open-end midget wrenches ($\frac{1}{32}$ to $\frac{1}{16}$ -in. openings); 4 $\frac{1}{2}$ -in. ignition plier; midget screwdriver; 6-leaf thickness gage; ignition file; center punch; pin punch. Plastic pouch. Not CRAFTSMAN.
9 AT 44671—Shipping wt. 10 oz. . . . Set \$3.69

CRAFTSMAN Ignition File. (Not shown.) Save . . . file points yourself. Double cut; 5 in. long. Kromedge file stays sharp.
9 AT 3119—Shipping weight 3 oz. 29c

Ignition Wrench Sets for auto shop or home . . . Midget Wrench Sets



CRAFTSMAN Special Wrenches . . . all professional quality that means long wear

8 General-duty Adjustable Wrench. Forged alloy steel. Exceeds Federal Specifications GGG-W-631b. Enamel finish. 9-in. Opens $2\frac{3}{8}$ inches.
9 AT 44490—Shpg. wt. 13 oz. . . . \$2.09
11-in. Opens $2\frac{3}{4}$ inches.
9 AT 44491—Wt. 1 lb. 11 oz. . . . 2.79

9 3-piece Flare-nut Wrench Set. One each of sizes below. 6 pt.
9 AT 4432—Shpg. wt. 14 oz. Set \$5.49

Individual Wrenches.
 $\frac{3}{8} \times \frac{7}{16}$ in. 6 in. long.
9 AT 44170—Shipping wt. 4 oz. . . . 1.89
 $\frac{1}{2} \times \frac{9}{16}$ in. 6 $\frac{1}{2}$ in. long.
9 AT 44171—Shipping wt. 5 oz. . . . 1.99
 $\frac{5}{8} \times \frac{3}{4}$ in. 8 $\frac{1}{2}$ in. long.
9 AT 44172—Shipping wt. 8 oz. . . . 2.09

10 4-piece Tappet Wrench Set. Drop-forged steel . . . chrome plated. One each of sizes below except $\frac{7}{16} \times 1\frac{1}{32}$ in. Plastic pouch. Exceeds Fed. Specs. GGG-W-636d. Shipping weight 1 lb. 4 oz.
9 AT 44452 Set \$4.99

Individual Wrenches
 $\frac{5}{8} \times \frac{7}{16}$ in. 6 in. long.
9 AT 44470—Shipping wt. 5 oz. . . . 1.19
 $\frac{7}{16} \times 1\frac{1}{32}$ in. 6 in. long.
9 AT 44471—Shipping wt. 5 oz. . . . 1.29
 $\frac{1}{2} \times \frac{9}{16}$ in. 6 in. long.
9 AT 44472—Shipping wt. 6 oz. . . . 1.39
 $\frac{3}{8} \times 1\frac{1}{8}$ in. 6 in. long.
9 AT 44473—Shipping wt. 7 oz. . . . 1.49
 $\frac{3}{4} \times \frac{3}{8}$ in. 6 in. long.
9 AT 44474—Shipping wt. 8 oz. . . . 1.59

11 Starter and Manifold Wrench. Drop-forged. Chrome-plated. 12-pt. openings. $\frac{9}{16} \times \frac{3}{8}$ in. $7\frac{1}{4}$ in. long.
9 AT 4376—Shpg. wt. 7 oz. \$1.99

12 Wrench Set. One each of sizes below. Ratcheting open end turns down nut without removing wrench from work. Other end is 12-point box-end of same size. Plastic pouch.
9 AT 4490—Shpg. wt. 1 lb. . . . Set \$7.99


Individual Wrenches

Cat. No.	Opening	Length	Wt.	Each
9 AT 43430	$\frac{3}{8}$ -in.	4 $\frac{1}{2}$ in.	3 oz.	\$1.39
9 AT 43431	$\frac{1}{2}$ -in.	5 $\frac{1}{2}$ in.	4 oz.	1.59
9 AT 43432	$\frac{1}{2}$ -in.	6 in.	5 oz.	1.79
9 AT 43434	$\frac{9}{16}$ -in.	6 $\frac{1}{2}$ in.	5 oz.	1.89
9 AT 43435	$\frac{3}{8}$ -in.	7 $\frac{1}{2}$ in.	6 oz.	1.99

13 5-pc. Ratcheting Box-end Wrench Set. One each of sizes below. For work in close, hard-to-get-at places. Alloy steel. Accurately broached 12-point openings. These wrenches are chrome-plated to resist rusting. Set comes with convenient plastic pouch.
9 AT 4388—Wt. 2 lbs. 1 oz. . . . Set \$9.49

Individual Wrenches

Catalog Number	Size Inches	Lgth. (in.)	Shpg. wt.	Each
9 AT 43660	$\frac{1}{4} \times \frac{9}{16}$	4 $\frac{1}{4}$	4 oz.	\$1.69
9 AT 43661	$\frac{3}{8} \times \frac{7}{16}$	5 $\frac{1}{2}$	5 oz.	1.79
9 AT 43662	$\frac{1}{2} \times \frac{9}{16}$	6 $\frac{1}{4}$	8 oz.	1.99
9 AT 43663	$\frac{5}{8} \times \frac{3}{4}$	8	10 oz.	2.19
9 AT 43664	$1\frac{1}{2} \times \frac{7}{8}$	9 $\frac{1}{4}$	12 oz.	2.59



CRAFTSMAN Sockets

REG. U. S. PAT. OFF.

..hot-forged to take 25% more stress than ordinary sockets

Large 1/2 and 3/4-inch drive sockets are hot-forged for extra strength. Thinner walls, no shoulders (grip nut at full depth) .. up to 25% lighter. Polished "Super-Tuff" steel sockets .. heat-treated, tempered, nickel-chrome-plated. See guarantee below.



Use 3/8-inch drive for automotive, industrial and aircraft work .. heavy-duty 1/2-in. for machinery installation, heavy equipment. Both exceed Federal Specifications GGG-W-641d, Type II, Classes 1, 2 or 3.

1/2-inch square drive Sockets.

Catalog No.	Inches	Points	Wt.	Each
9 AT 44054	3/16	6	4 oz.	79c
9 AT 44055	1/8	6	4 oz.	79c
9 AT 44056	3/16	6	4 oz.	89c
9 AT 44057	1/4	6	4 oz.	89c
9 AT 44058	5/16	6	4 oz.	89c
9 AT 44059	3/8	6	5 oz.	99c
9 AT 44063	1/2	6	6 oz.	\$1.09
9 AT 44064	5/8	6	6 oz.	1.09
9 AT 44065	3/4	6	6 oz.	1.19
9 AT 44066	1	6	7 oz.	1.29
9 AT 44067	1 1/16	6	8 oz.	1.39
9 AT 44068	1 1/8	6	9 oz.	1.49
9 AT 44069	1 1/4	6	11 oz.	1.59
9 AT 44221	1 1/2	8	4 oz.	79c
9 AT 44222	1 5/8	8	4 oz.	79c
9 AT 44223	1 3/4	8	4 oz.	89c
9 AT 44224	1 7/8	8	8 oz.	89c
9 AT 44225	1 15/16	8	5 oz.	99c
9 AT 44226	2	8	6 oz.	99c
9 AT 47501	1 1/2	12	4 oz.	79c
9 AT 47502	1 5/8	12	4 oz.	79c
9 AT 47503	1 3/4	12	4 oz.	89c
9 AT 47504	1 7/8	12	4 oz.	89c
9 AT 47505	2	12	4 oz.	89c
9 AT 47506	2 1/16	12	4 oz.	89c
9 AT 47507	1 1/2	12	4 oz.	89c
9 AT 47508	1 5/8	12	5 oz.	99c
9 AT 47509	1 3/4	12	5 oz.	99c
9 AT 47511	1 7/8	12	5 oz.	1.09
9 AT 47512	2	12	6 oz.	1.09
9 AT 47513	2 1/16	12	6 oz.	1.19
9 AT 47514	1 1/2	12	7 oz.	1.29
9 AT 47515	1 5/8	12	8 oz.	1.39
9 AT 47516	1 3/4	12	8 oz.	1.49
9 AT 47517	1 7/8	12	10 oz.	1.59

3/4-inch square drive Sockets; 12-pt.

Catalog No.	Size	Shpg. wt.	Each	
9 AT 47541	3/8-in.	8 oz.	\$1.39	
9 AT 47542	1/2-in.	8 oz.	1.39	
9 AT 47543	5/8-in.	7 oz.	1.69	
9 AT 47544	3/4-in.	8 oz.	1.79	
9 AT 47545	7/8-in.	8 oz.	1.89	
9 AT 47546	1-in.	10 oz.	1.99	
9 AT 47547	1 1/8-in.	10 oz.	2.09	
9 AT 47548	1 1/4-in.	12 oz.	2.19	
9 AT 47549	1 3/8-in.	13 oz.	2.39	
9 AT 47551	1 1/2-in.	14 oz.	2.49	
9 AT 47552	1 5/8-in.	14 oz.	2.59	
9 AT 47553	1 3/4-in.	1 lb.	2.79	
9 AT 47554	1 7/8-in.	1 lb.	3 oz.	2.99
9 AT 47555	2-in.	1 lb.	5 oz.	3.39
9 AT 47556	1 1/2-in.	1 lb.	6 oz.	3.59
9 AT 47557	1 5/8-in.	1 lb.	8 oz.	3.79
9 AT 47558	1 3/4-in.	1 lb.	12 oz.	4.19
9 AT 47559	2 1/8-in.	2 lbs.	4 oz.	4.89
9 AT 47561	2 1/4-in.	2 lbs.	3 oz.	5.59
9 AT 47562	2 1/2-in.	2 lbs.	6 oz.	5.89
9 AT 47563	2 3/4-in.	2 lbs.	10 oz.	6.49

No Money Down on anything Sears sells

SEE PAGE 97

Different Socket Types



Use on hex nuts and bolts. Heavier walls. Grips rounded corners.



For square nuts only (farm machinery and equipment). A must for farm mechanics.



For use on standard hex nuts and cap screws. More turning positions than other types.

GUARANTEE

If any CRAFTSMAN wrench or socket on these two pages fails to give complete satisfaction, return it, and it will be replaced free of charge. Does not apply if used in rental service.

88 Sears ALL



CRAFTSMAN

REG. U. S. PAT. OFF.

1/4 and 3/8-inch square-drive Sockets

1/4-inch square drive. Excellent for ignition, carburetor, radio, electronic and appliance work. Hot-broached. Heavy, industrial-type nickel-chrome plating. Exceed Federal Specifications GGG-W-641d, Type II, Class 1, 2.


3/8-inch square drive. For medium duty, confined areas. Nickel-chrome plated. Exceed same Fed. Specs. as 1/4-inch drive at left.

Catalog Number	Size inches	Points	Wt. oz.	Each
9 AT 43490	5/32	6	2	55c
9 AT 43491	3/16	6	2	55c
9 AT 43492	7/32	6	2	55c
9 AT 43493	1/4	6	2	55c
9 AT 43494	9/32	6	2	55c
9 AT 43495	5/16	6	2	55c
9 AT 43496	11/32	6	2	55c
9 AT 43497	3/8	6	3	55c
9 AT 43498	7/16	6	3	55c
9 AT 43499	1/2	6	3	55c
9 AT 43608	3/16	12	2	55c
9 AT 43609	7/32	12	2	55c
9 AT 43601	1/4	12	2	55c
9 AT 43602	9/32	12	2	55c
9 AT 43603	5/16	12	2	55c
9 AT 43604	11/32	12	2	55c
9 AT 43605	3/8	12	2	55c
9 AT 43606	7/16	12	3	55c
9 AT 43607	1/2	12	3	55c

Catalog Number	Size inches	Points	Wt. oz.	Each
9 AT 43001	3/8	6	3	69c
9 AT 43002	7/16	6	3	69c
9 AT 43003	1/2	6	3	69c
9 AT 43004	9/16	6	3	69c
9 AT 43005	5/8	6	3	69c
9 AT 43006	11/16	6	4	69c
9 AT 43007	3/4	6	4	69c
9 AT 43008	13/16	6	4	69c
9 AT 44331	3/8	12	3	79c
9 AT 44332	7/16	12	3	79c
9 AT 44333	1/2	12	3	79c
9 AT 44334	9/16	12	3	79c
9 AT 44335	5/8	12	3	79c
9 AT 44336	11/16	12	4	79c
9 AT 44337	3/4	12	4	79c
9 AT 44338	13/16	12	4	79c

3/8-in. sq. drive for square nuts	Wt.	Each	
9 AT 44341	8	3	79c
9 AT 44342	8	3	79c
9 AT 44343	8	3	79c
9 AT 44344	8	3	79c
9 AT 44345	8	3	79c

CRAFTSMAN Extra-deep Sockets



CRAFTSMAN extra-deep sockets have strong, thin walls for getting into hard-to-reach places. Especially useful for electronic, automotive and industrial jobs. "Super-Tuff" steel, heat-treated and tempered. Heavy, industrial-type nickel-chrome plating resists rust.

3/8-inch square drive Sockets.

Catalog No.	Inches	Points	Wt.	Each
9 AT 43310	3/8	12	4 oz.	99c
9 AT 43311	7/16	12	4 oz.	\$1.09
9 AT 43312	1/2	12	4 oz.	1.19
9 AT 43313	9/16	12	4 oz.	1.19
9 AT 43314	5/8	12	5 oz.	1.29
9 AT 43316	11/16	12	5 oz.	1.29
9 AT 43317	3/4	12	5 oz.	1.39
9 AT 43318	13/16	12	7 oz.	1.49
9 AT 43319	7/8	12	7 oz.	1.69
9 AT 43330	3/8	6	4 oz.	89c
9 AT 43331	7/16	6	4 oz.	99c
9 AT 43332	1/2	6	4 oz.	1.09
9 AT 43334	9/16	6	4 oz.	1.09
9 AT 43335	5/8	6	5 oz.	1.19
9 AT 43336	11/16	6	5 oz.	1.19
9 AT 43337	3/4	6	6 oz.	1.29
9 AT 43338	13/16	6	7 oz.	1.39
9 AT 43339	7/8	6	8 oz.	1.59

1/4-inch square drive 2-in. Sockets. Thin walls; deeply broached teeth.

Catalog No.	Inches	Points	Wt.	Each
9 AT 43571	3/16	6	3 oz.	89c
9 AT 43572	1/8	6	3 oz.	89c
9 AT 43573	3/16	6	3 oz.	89c
9 AT 43574	1/4	6	3 oz.	89c
9 AT 43575	5/16	6	3 oz.	89c
9 AT 43576	3/8	6	3 oz.	89c
9 AT 43577	7/16	6	3 oz.	89c
9 AT 43578	1/2	6	3 oz.	89c
9 AT 43589	3/8	6	4 oz.	89c
9 AT 43581	7/16	12	3 oz.	89c
9 AT 43582	1/2	12	3 oz.	89c
9 AT 43583	3/4	12	3 oz.	89c
9 AT 43584	7/8	12	3 oz.	89c
9 AT 43585	1	12	3 oz.	89c
9 AT 43586	5/8	12	3 oz.	89c
9 AT 43587	3/4	12	3 oz.	89c
9 AT 43588	7/16	12	3 oz.	89c
9 AT 43579	1/2	12	4 oz.	89c

1/2-inch square drive. 12-pt. openings. Exceed Fed. Specs. GGG-W-641d. Type II, Class 2, Style B.

Catalog No.	Size	Shpg. wt.	Each
9 AT 47521	1/2-inch	6 oz.	\$1.39
9 AT 47522	9/16-inch	5 oz.	1.39
9 AT 47523	5/8-inch	5 oz.	1.39
9 AT 47524	11/16-inch	6 oz.	1.49
9 AT 47525	3/4-inch	7 oz.	1.49
9 AT 47526	25/32-inch	8 oz.	1.59
9 AT 47527	13/16-inch	8 oz.	1.59
9 AT 47528	7/8-inch	9 oz.	1.79
9 AT 47529	15/16-inch	9 oz.	1.79
9 AT 47531	1-inch	10 oz.	1.89
9 AT 47532	1 1/16-inch	11 oz.	1.99
9 AT 47533	1 1/8-inch	12 oz.	2.09

CRAFTSMAN Drag-link Sockets



1/2-inch square drive. Drag-link sockets with screw-driver type bit for slotted nuts on steering gear, shock absorbers. Chrome plated "Super-Tuff" molybdenum steel. Use 15/16 and 1 1/16-inch size on trucks.

Catalog Number	Size	Shipping weight	Each
9 AT 44511	15/16-inch	4 ounces	\$1.09
9 AT 44512	1 1/16-inch	4 ounces	1.19
9 AT 44513	1 1/8-inch	5 ounces	1.29
9 AT 44514	1 1/4-inch	8 ounces	1.39

For Impact Sockets and Accessories see page 13

Just push button and socket is released. No pulling. See back cover



Only CRAFTSMAN Ratchet Wrenches REG. U.S. PAT. OFF. have a convenient quick-release button


1 1/2-inch drive with release button **\$4.99**

1 Our best. In actual factory tightening tests, these ratchet wrenches were operated over 500,000 times under full load without serious wear. (3/4-in. at 120-in. lbs.; 3/8-in. at 400-in. lbs.; 1/2-in. at 1200-in. lbs.; 3/4-in. at 2700-in. lbs.) Drop-forged "Super-Tuff" steel handles. Nickel-chrome plated. Reverse lever, quick-release button.

Exceed Fed. Specs. GGG-W641d, Type III, Class 2.

Catalog Number	Sq. drive in.	Lgh. in.	Shpg. wt. lbs. oz.	Each
9 AT 43175	1/4	5 1/2	6	\$4.99
9 AT 43785	3/8	6 3/4	11	6.99
9 AT 44975	1/2	10 1/4	1	6.99
9 AT 44976	1/2	15	1	12.99
9 AT 44801	3/4	18 1/4	5	11.99

As above but without quick-release button.
 9 AT 4317 1/4 5 1/2 ... 6 \$3.99
 9 AT 4378 3/8 6 3/4 ... 12 4.99
 9 AT 4497 1/2 10 1/4 1 7 6.99
 9 AT 4497 1/2 15 1 12 7.99



2 3/8-inch drive with release button **\$7.99**

Flex-head Ratchet Wrenches

2 With quick-release button described above, left. "Super-Tuff" steel, nickel-chrome plated to resist rust. Reversing lever.
 3/8-inch square drive. 11 1/4 inches long. 9 AT 42791—Shpg. wt. 1 lb. 2 oz. ... Ea. \$7.99
 1/2-inch square drive. 16 1/2 inches long. 9 AT 44974—Shpg. wt. 2 lbs. 4 oz. ... Ea. 10.99



Ratchet wrench Accessories

4 CRAFTSMAN Universal Joints. Swing up to 90 degrees. Square drive. Exceed Federal Specifications GGG-W-641d, Type IV, Class 2.

Catalog No.	Size	Shpg. wt.	Each
9 AT 4280	3/4 in.	3 oz.	\$2.29
9 AT 4435	3/8 in.	4 oz.	2.39
9 AT 4425	1/2 in.	7 oz.	2.49



5 CRAFTSMAN Stud Remover. Capacity 5/16 to 3/4 inches. 1/2-inch square drive. Forged alloy steel. Removes studs easily and quickly.
 9 AT 4457—Shipping wt. 14 oz. ... \$4.79



6 CRAFTSMAN Ratchet Adapter. 1/2-inch square drive. Reverses. Meets Federal Specifications. GGG-W-641d Type IV, Class 5.
 9 AT 4474—Shipping wt. 15 oz. ... \$5.99



7 CRAFTSMAN Socket Adapters. Change from one square drive to another.


Catalog Number	Drive size	Converts to	Shpg. wt.	Each
9 AT 4256	3/8 in.	1/4 in.	3 oz.	89c
9 AT 4257	3/8 in.	3/8 in.	3 oz.	89c
9 AT 4258	3/8 in.	1/2 in.	4 oz.	99c
9 AT 4259	3/8 in.	3/4 in.	4 oz.	\$1.19
9 AT 4271	1/2 in.	3/4 in.	6 oz.	1.69



8 1/2-inch square drive Handle Extension. 4 1/2 inches long.
 9 AT 43351—Shipping wt. 5 oz. ... \$1.29



9 Socket Extension. For 1/4-inch square drive. 1/4-inch square female socket in top of shockproof, easy-grip plastic handle for use with ratchet, flex or sliding bar handles. 6 in. long.
 9 AT 43371—Shipping wt. 5 oz. ... \$1.79



10 Flex Extension. 1/4-in. square drive. Flexible cable. 4 in. long. Meets Fed. Specs. GGG-W-641d, Type IV.
 9 AT 4336—Shipping wt. 3 oz. ... \$1.69



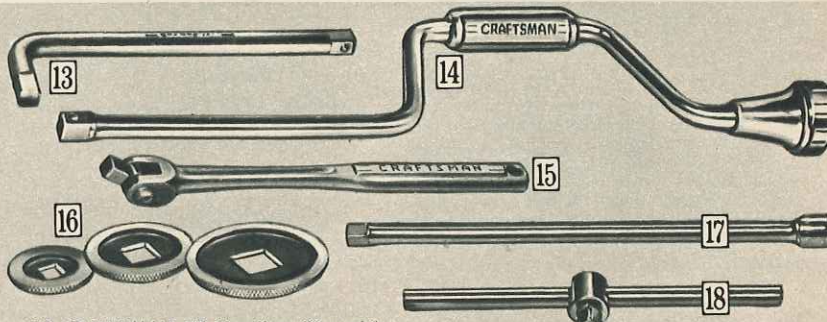
11 6-inch Flex Spinner. For 1/4-inch square drive sockets and fittings. Strong, flexible steel cable. Easy-grip plastic handle.
 9 AT 4355—Shipping wt. 5 oz. ... \$2.49

12 Crow-foot Wrenches. Chrome-plated. Use with any 3/8-in. drive accessory. Convenient in tight hard-to-reach places.
 9 AT 43620—3/8 in. Wt. 3 oz. ... \$1.39
 9 AT 43621—1/2 in. Wt. 3 oz. ... 1.39
 9 AT 43622—1/2 in. Wt. 3 oz. ... 1.39
 9 AT 43623—3/4 in. Wt. 3 oz. ... 1.49
 9 AT 43624—3/4 in. Wt. 4 oz. ... 1.49
 9 AT 43625—1/4 in. Wt. 4 oz. ... \$1.59
 9 AT 43626—3/8 in. Wt. 4 oz. ... 1.69
 9 AT 43627—3/8 in. Wt. 4 oz. ... 1.79
 9 AT 43628—3/8 in. Wt. 5 oz. ... 1.99
 9 AT 43629—1 in. Wt. 6 oz. ... 2.09



3 3/8-inch drive **\$5.99**

3 Without quick-release button . . . otherwise same as (2) above.
 3/8-in. square drive. 11 1/4 inches long. 9 AT 4279—Shpg. wt. 1 lb. 2 oz. ... \$5.99
 1/2-inch square drive. 16 1/2 inches long. 9 AT 44972—Shpg. wt. 2 lbs. 4 oz. ... \$8.99



13 CRAFTSMAN EII Handles. Use with spark-plug sockets.

Catalog Number	Square drive	Length	Shipping weight	Each
9 AT 4318	3/8 in.	7 in.	9 oz.	\$1.29
9 AT 4402	1/2 in.	8 in.	15 oz.	1.49

14 CRAFTSMAN Speeder Wrenches. "Super-Tuff" steel. Exceed Federal Specifications GGG-W-641d, Type III, Class 3, Style A.

Catalog Number	Square drive	Length	Shipping weight	Each
*9 AT 4281	1/4 in.	15 1/2 in.	10 oz.	\$2.39
*9 AT 4427	3/8 in.	16 in.	1 lb. 4 oz.	2.59
*9 AT 4416	1/2 in.	18 in.	2 lbs. 1 oz.	3.39

*No center grip †With rotating center grip

15 CRAFTSMAN Flex Handles. Sturdy hinged joint works at any angle. "Super-Tuff" steel. Positive stops at 0°, 45°. Exceed Federal Specifications GGG-W-641d, Type III, Class 1.

Catalog Number	Square drive	Length	Shipping weight	Each
9 AT 43523	1/4 in.	6 in.	5 oz.	\$1.79
9 AT 44363	3/8 in.	10 in.	14 oz.	2.99
9 AT 44201	1/2 in.	15 in.	1 lb. 10 oz.	3.99
9 AT 44202	1/2 in.	18 in.	1 lb. 15 oz.	4.89
9 AT 4431	3/4 in.	18 in.	3 lbs.	7.69

16 CRAFTSMAN Ratchet Speeder Adapters. Fit between ratchet and socket. Set of three for 1/4, 3/8 and 1/2-inch drive ratchets. With plastic pouch.
 9 AT 44191—Shipping wt. 4 oz. Set \$1.59

17 CRAFTSMAN Extension Bars. Lock on. Exceed Federal Specifications GGG-W-641d, Type IV, Class 4. Added length eases work in tight places.

Catalog Number	Square drive	Length	Shipping weight	Each
9 AT 43530	1/4 in.	3 in.	3 oz.	99c
9 AT 43531	1/4 in.	6 in.	4 oz.	\$1.19
9 AT 43532	1/4 in.	14 in.	7 oz.	2.09
9 AT 44260	3/8 in.	3 in.	4 oz.	1.09
9 AT 44261	3/8 in.	6 in.	6 oz.	1.39
9 AT 44262	3/8 in.	10 in.	9 oz.	1.79
9 AT 44263	3/8 in.	20 in.	1 lb.	2.69
9 AT 44130	1/2 in.	3 in.	6 oz.	1.29
9 AT 44131	1/2 in.	6 in.	9 oz.	1.59
9 AT 44132	1/2 in.	10 in.	13 oz.	1.99
9 AT 44134	1/2 in.	20 in.	1 lb. 7 oz.	2.99
9 AT 4441	3/4 in.	8 in.	1 lb. 8 oz.	2.89
9 AT 4442	3/4 in.	16 in.	2 lbs. 14 oz.	3.89

18 CRAFTSMAN Slide Bar Handles. Can be used either as "T" or "L" handles. Handy when working in tight places. "Super-Tuff" steel.


Meets Federal Specifications GGG-W-641d, Type III, Class 4.

Catalog Number	Square drive	Length	Shipping weight	Each
9 AT 4354	1/4 in.	4 1/2 in.	4 oz.	\$1.49
9 AT 4428	3/8 in.	8 in.	10 oz.	1.69
9 AT 44150	1/2 in.	9 in.	1 lb.	1.99
9 AT 44151	1/2 in.	15 in.	1 lb. 6 oz.	2.89
9 AT 4443	3/4 in.	18 in.	1 lb. 4 oz.	4.29

Service foreign-made cars with CRAFTSMAN Metric Socket Wrench Sets

REG. U. S. PAT. OFF.

..all unconditionally guaranteed



15-piece Metric Socket Wrench Set \$12.49

1/4-inch square drive. Set includes eight 6-point sockets (4 mm to 11 mm). One 5 1/2-inch quick-release ratchet wrench. One 6-inch flex handle. Crossbar. Two extensions (3-inch and 6-inch). One 4 1/2-inch slide bar. Set comes in durable Permanex™ tool case.

9 AT 44145—Shipping weight 1 pound 10 ounces. . . . Set \$12.49



Metric Socket Sets

Eight 12-pt. sockets (9, 10, 12, 13, 14, 15, 17, and 19 mm). Square drive. Metal tray.

3/8-in. drive. Shpg. wt. 13 oz. 9 AT 4347. Set \$6.29

1/2-in. drive. Wt. 1 lb. 5 oz. 9 AT 43484. Set \$6.89



Metric Hex Key Set

Rugged alloy steel takes years of use. Set includes 2, 2.5, 3, 4, 5, 6, 8 and 10 mm keys. Chamfered ends. Just about every size you'll need. All come in convenient plastic pouch.

Shipping weight 14 oz. 9 AT 46675. Set \$1.19

28 pieces—our most complete Metric Socket-Wrench Set \$41.99

with tool box

1/2-inch square drive. If you want an excellent assortment of the right size and the right tool, this is the set for you. Forged steel sockets have thin walls for use in tight places.

Chrome plated to resist rust. Meets the exacting requirements of the professional mechanic.

Set includes: nine 12-pt. sockets (9 to 22 mm), 2 extension bars (6 and 10 inch), one 18-in. speeder, 15-inch flex handle, crossbar, one 10 1/4-inch, exclusive-quick-release ratchet wrench, six box-end and six open end wrenches (6 x 8 to 17 x 19 mm).

Strong steel tool box. 9 AT 44095—Shpg. wt. 13 lbs. Set \$41.99

Economy 21-piece Metric Set

1/2-in. hex drive—7 3/4-in. ell handle; 1/2-in. hex drive ratchet; screwdriver adapter; eight 12-pt. sockets (13 to 20 mm). 1/4-in. hex drive—5 3/4-in. spinner handle; 4-in. ell handle; seven 6-pt. sockets (6 to 12 mm). Zinc-plated carbon steel. Plastic pouch; metal tray for sockets. Not CRAFTSMAN brand.

9 AT 46273—Wt. 2 lbs. 12 oz. . . . Set \$5.99



UNCONDITIONAL GUARANTEE

All CRAFTSMAN wrenches and sockets and hex key sets on these two pages are unconditionally guaranteed. If any item fails to give complete satisfaction, return it, and it will be replaced free of charge. This guarantee does not apply to tools used in rental service.


Individual Metric Sockets



Low as **59¢**

CRAFTSMAN. Forged "Super Tuff" alloy steel; chrome-plated for rust resistance. Deeply broached teeth for positive grip. Thin wall construction lets you get into tight places.

SIZE	Catalog Number	Square Drive	Opening	Wt. oz.	Each
9MM	9AT44231	1/2	12 pt.	4	99c
10MM	9AT44232	1/2	12 pt.	4	99c
12MM	9AT44233	1/2	12 pt.	4	99c
13MM	9AT44234	1/2	12 pt.	4	99c
14MM	9AT44235	1/2	12 pt.	4	\$1.09
15MM	9AT44236	1/2	12 pt.	4	1.09
17MM	9AT44237	1/2	12 pt.	4	1.09
19MM	9AT44238	1/2	12 pt.	5	1.19
22MM	9AT44239	1/2	12 pt.	6	1.19
9MM	9AT44301	3/8	12 pt.	3	89c
10MM	9AT44302	3/8	12 pt.	3	89c
12MM	9AT44303	3/8	12 pt.	3	89c
13MM	9AT44304	3/8	12 pt.	3	89c
14MM	9AT44305	3/8	12 pt.	3	89c
15MM	9AT44306	3/8	12 pt.	3	89c
17MM	9AT44307	3/8	12 pt.	4	89c
19MM	9AT44308	3/8	12 pt.	4	89c
4MM	9AT43500	1/4	6 pt.	2	59c
5MM	9AT43501	1/4	6 pt.	2	59c
6MM	9AT43502	1/4	6 pt.	2	59c
7MM	9AT43503	1/4	6 pt.	2	59c
8MM	9AT43504	1/4	6 pt.	2	59c
9MM	9AT43507	1/4	6 pt.	2	59c
10MM	9AT43508	1/4	6 pt.	3	59c
11MM	9AT43509	1/4	6 pt.	3	59c



CRAFTSMAN Metric Wrench Sets

6-piece Open-end Set. Same quality and sizes as 9AT42951 at right. Accurately broached jaw openings. For imported cars. Plastic pouch. Shpg. wt. 1 lb. 2 oz. 9 AT 44301. . . . Set \$7.79

6-piece Box-end Set. Countersunk 12-pt. openings. For imported cars. 6x8, 7x9, 10x11, 12x14, 13x15 and 17x19 mm. Complete with plastic pouch. Shpg. wt. 1 lb. 4 oz. 9 AT 42951. . . . Set \$9.89

Combination 10-piece Set. Open-end and 12-pt. box-end openings. For imported cars. Sizes 6, 8, 9, 10, 12, 13, 14, 15, 17, 19mm. Plastic pouch included. Shpg. wt. 2 lbs. 9 AT 42911. . . . Set \$15.59

CRAFTSMAN Individual Metric Wrenches

SIZE	Catalog No.	Wt.	Each
OPEN END			
6x8MM	9 AT 44502	3 oz.	\$1.09
7x9MM	9 AT 44503	3 oz.	1.19
10x11MM	9 AT 44504	4 oz.	1.29
12x14MM	9 AT 44506	5 oz.	1.39
13x15MM	9 AT 44507	6 oz.	1.59
17x19MM	9 AT 44508	8 oz.	1.79
22x24MM	9 AT 44509	13 oz.	2.29
BOX END			
6x8MM	9 AT 42952	3 oz.	1.49
7x9MM	9 AT 42953	4 oz.	1.59
10x11MM	9 AT 42954	4 oz.	1.69
12x14MM	9 AT 42956	5 oz.	1.79
13x15MM	9 AT 42957	6 oz.	1.89
17x19MM	9 AT 42958	7 oz.	1.99
22x24MM	9 AT 42959	10 oz.	2.49

CRAFTSMAN Combination Metric Wrenches


SIZE	Catalog Number	Shipping weight	Price Each
6MM	9 AT 42910	3 oz.	\$1.39
7MM	9 AT 42911	3 oz.	1.39
8MM	9 AT 42912	3 oz.	1.49
9MM	9 AT 42913	3 oz.	1.49
10MM	9 AT 42914	3 oz.	1.49
11MM	9 AT 42915	4 oz.	1.59
12MM	9 AT 42916	4 oz.	1.59
13MM	9 AT 42917	5 oz.	1.59
14MM	9 AT 42918	5 oz.	1.79
15MM	9 AT 42919	7 oz.	1.79
17MM	9 AT 42920	8 oz.	1.89
19MM	9 AT 42921	9 oz.	1.99
22MM	9 AT 42922	11 oz.	2.29
24MM	9 AT 42923	14 oz.	2.49



CRAFTSMAN Bits

- Phillips-type Bits.
 - 1/4-in. drive. 1 1/2 in. long. 9 AT 42681—No. 1. Wt. 3 oz. . . . \$1.49
 - 9 AT 42682—No. 2. Wt. 3 oz. . . . 1.49
 - 3/8-in. drive. 2 3/8 in. long. 9 AT 44371—No. 2. Wt. 4 oz. . . . 1.59
 - 9 AT 44372—No. 3. Wt. 4 oz. . . . 1.59
 - 9 AT 44373—No. 4. Wt. 4 oz. . . . 1.59
- Slotted Screwdriver Bits.
 - 1/4-in. drive. 1 3/4 in. long. 9 AT 42691—.030x1/4 in. Wt. 3 oz. 1.19
 - 9 AT 42692—.039x1/4 in. Wt. 3 oz. 1.19
 - 3/8-in. drive. 2 in. long. 9 AT 42651—.030x1/4 in. Wt. 4 oz. 1.39
 - 9 AT 42652—.039x1/4 in. Wt. 4 oz. 1.39
 - 9 AT 42653—.055x3/8 in. Wt. 4 oz. 1.39
- Hex Setscrew Bits.
 - 1/4-in. drive. 1 3/4 in. long. 9 AT 42701—.3/16 in. Wt. 3 oz. . . . 1.09
 - 9 AT 42702—.3/16 in. Wt. 3 oz. . . . 1.09
 - 9 AT 42703—.1/4 in. Wt. 3 oz. . . . 1.09
 - 9 AT 42704—.3/16 in. Wt. 3 oz. . . . 1.09
 - 9 AT 42705—.3/16 in. Wt. 4 oz. . . . 1.09
 - 3/8-in. drive. 2 in. long. 9 AT 46660—.5/32 in. Wt. 3 oz. . . . 1.19
 - 9 AT 46661—.3/16 in. Wt. 3 oz. . . . 1.19
 - 9 AT 46662—.3/32 in. Wt. 3 oz. . . . 1.19
 - 9 AT 46663—.1/4 in. Wt. 4 oz. . . . 1.19
 - 9 AT 46664—.3/16 in. Wt. 4 oz. . . . 1.19
 - 9 AT 46665—.3/16 in. Wt. 4 oz. . . . 1.19

GUARANTEE: All CRAFTSMAN Tools on these two pages are unconditionally guaranteed to give complete satisfaction, or return for free replacement. This guarantee does not apply to tools used in rental service.

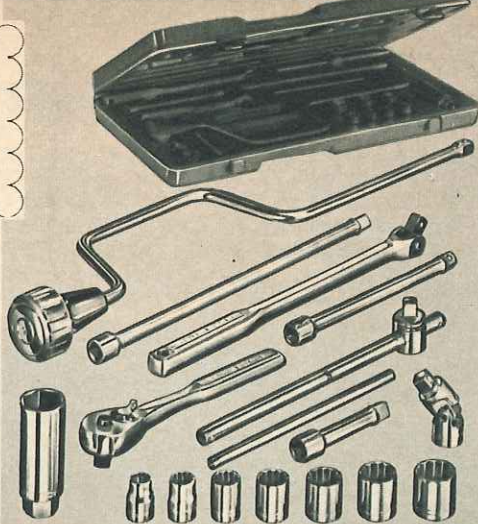


CRAFTSMAN 10-pc. Socket Wrench Set

3/8-inch square drive. Carefully selected to give you the pieces you need for many jobs around the home. Ideal for home mechanics for work on autos, motorcycles, outboard motors, lawn mowers, power tools and other mechanical equipment.

Thin socket side walls help get in close places. Precision broached, non-slip openings. Made of "Super-Tuff" steel, then hardened and heat-treated.

10-piece set includes: seven 12-point sockets (sizes 3/8, 7/16, 1/2, 9/16, 5/8, 11/16 and 3/4 in.); 10-inch flex handle; crossbar. Durable Permanex™ case. 9 AT 4395—Shipping wt. 2 lbs. 2 oz....Set \$7.49



CRAFTSMAN 18-pc. Socket Wrench Set

3/8-inch square drive. Especially popular in aircraft and automotive factories yet handy for the home craftsman also. "Super-Tuff" alloy steel; tempered, heat treated for strength. Thin, strong socket walls for getting into tight places. Each socket is deep enough to assure a non-slip hold.

18-piece set includes: seven 12-point sockets (3/8 to 3/4 in.); 13/16-in. spark plug socket; 3 extensions (3, 6, 10 in.); exclusive quick-release reversible ratchet; 8-in. slide-bar handle; 16-in. speeder; 10-in. flex handle; crossbar; universal joint; Permanex™ tool case. 9 AT 43973—Shipping wt. 7 lbs. 13 oz..Set \$24.99

CRAFTSMAN

7-piece Nut

Driver Set with hardened sockets

Meets Fed. Specs. GGG-W-641d. Shockproof plastic handles; hollow shanks. Fit hex nuts. Chrome-plated. 1 each of sizes below. Plastic pouch.

Shpg. wt. 1 lb. 8 oz. 9 AT 4196....Set \$7.79

Individual Nut Drivers. Shipping weight each 6 oz.

Catalog Number	Size in.	Nut size	Each
9 AT 41970	3/16	2-3	\$1.19
9 AT 41971	1/4	4	1.19
9 AT 41972	5/16	5-6	1.19
9 AT 41973	11/32	8	1.19
9 AT 41974	3/8	10	1.29
9 AT 41975	7/16	12-1/4	1.29
9 AT 41976	1/2	5/16	1.29



CRAFTSMAN

9-piece Socket Set


3/8-inch square drive. 12 point sockets of "Super-Tuff" steel. 3/8, 7/16, 1/2, 9/16, 5/8, 11/16, 3/4 and 13/16 inch sockets. Handy metal tray. Wt. 1 lb. 9 AT 4389....Set \$5.29



CRAFTSMAN 10-pc. Deep Socket Set

3/8-inch square drive. Makes it easier to get at hard-to-reach nuts and over protruding bolts. 6-pt. sockets, 2 1/2 inches long. Set includes nine sockets


(3/8, 7/16, 1/2, 9/16, 5/8, 11/16, 3/4, 13/16 and 1/2-inch)—plus handy metal tray. Shpg. wt. 2 lbs. 4 oz. 9 AT 43156....Set \$9.99



Spark Plug Socket with rubber insert


CRAFTSMAN. For installation and removal of spark plugs. Helps protect porcelain. Chrome-plated 1 3/16-in. 6-point openings. Hex plug on drive end for use with wrench.

9 AT 43321—3/8-in. drive. 9 AT 44241—1/2-in. drive. Shpg. wt. 6 oz. Each \$1.59



CRAFTSMAN 8-piece Flexible Socket Set


3/8-inch square drive. Exceeds Federal Specifications GGG-W-641d, Type II, Class 4. 12-pt. openings, universal joints. 3/8, 7/16, 1/2, 9/16, 5/8, 11/16, 3/4-inch. Permanex™ tool case. Shipping wt. 1 lb. 7 oz. 9 AT 43812..Set \$14.59



Individual Flexible Sockets


CRAFTSMAN 3/8-inch square drive. Rugged "Super Tuff" alloy steel. A combination of socket and universal joint for greater flexibility.

Catalog Number	Size inches	Points	Shpg. wt.	Each
9 AT 43252	3/8	12	4 oz.	\$2.39
9 AT 43253	7/16	12	4 oz.	2.39
9 AT 43254	1/2	12	4 oz.	2.39
9 AT 43255	9/16	12	4 oz.	2.39
9 AT 43256	5/8	12	4 oz.	2.39
9 AT 43257	11/16	12	4 oz.	2.39
9 AT 43258	3/4	12	4 oz.	2.39
9 AT 43261	3/8	6	4 oz.	2.29
9 AT 43262	7/16	6	4 oz.	2.29
9 AT 43263	1/2	6	4 oz.	2.29
9 AT 43264	9/16	6	4 oz.	2.29
9 AT 43265	5/8	6	4 oz.	2.29
9 AT 43266	11/16	6	4 oz.	2.29
9 AT 43267	3/4	6	4 oz.	2.29



21-piece Socket Wrench Set

1/4 and 1/2-inch hexagonal drive. Heat treated tempered carbon steel, zinc plated. **1/2-inch hex parts include:** 7 3/4-in. Ell handle, ratchet wrench, screwdriver adapter, eight 12-point sockets (7/16 to 1 1/8 inch). **1/4-inch hex parts include:** 4-in. Ell handle, 5 3/4-in. spinner handle, five 6-point sockets (1/4 to 7/16 inch) and 2 square sockets (1/4 and 5/16-inch). Metal tray for sockets. Plastic pouch. Not CRAFTSMAN. 9 AT 46271—Shpg. wt. 2 lbs. 12 oz..Set \$4.19



CRAFTSMAN 48-piece Socket Wrench Set

1/4-inch square drive. Ten 6-pt. sockets (5/32 to 1/2 in.); nine 6-pt. deep sockets (3/16 to 1/2 in.); quick-release reversible ratchet; flex handle; crossbar; slide bar handle; 6-in. handle extension; three extensions (3, 6, 14 in.); 4-in. flex extension; 5/64-in. setscrew wrench; five hex wrench sockets (3/16 to 3/8 in.); two Phillips screwdriver-bit sockets (Nos. 1 and 2); three clutch-head bit sockets (5/32 to 5/16 in.); two screwdriver bit sockets; universal joint; five magnetic socket inserts. 9 AT 44391—(In metal box.) Wt. 5 lbs. 2 oz. Set \$36.99

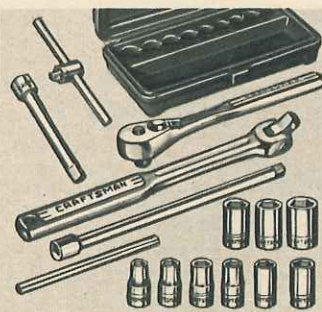


10-piece Socket Set

1/4-inch hexagonal drive. Low priced set made of durable high-carbon steel. Parts include: 5 3/8-in. spinner handle; 4-inch "Ell" handle; five 6-point sockets (1/4 to 7/16 in.); and 2 square sockets (1/4 and 5/16 inch). Metal tray. Plastic pouch. Not CRAFTSMAN. Shipping wt. set 9 oz. 9 AT 46252.....Set \$11.19

CRAFTSMAN Midget Socket Wrench Sets

12-piece Set. 1/4-inch square drive. Specially designed for ignition, electronic and TV work. Made of "Super-Tuff" alloy-steel—heat treated, tempered. Includes: nine 6-point sockets (3/16 to 1/2 inch); flex handle and crossbar. Built to give extra-long life—durability. In super-strong Permanex™ tool case. Shpg. wt. 1 lb. 1 oz. 9 AT 44062.....Set \$5.49



16-piece Set. 1/4-inch square drive. A more complete set. "Super-Tuff" alloy-steel. For ignition, refrigerator, electronic and TV work. Includes: nine 6-pt. sockets—3/16, 1/32, 1/4, 9/32, 5/16, 11/32, 3/8, 7/16 and 1/2 in.; reversible quick-release ratchet; flex handle; crossbar. With 2 extensions—3 and 6 inch. Slide-bar handle. Permanex™ tool case. Wt. 1 lb. 11 oz. 9 AT 44147.....Set \$11.49

If a tool ever breaks in any **CRAFTSMAN** Mechanic's

REG. U. S. PAT. OFF.



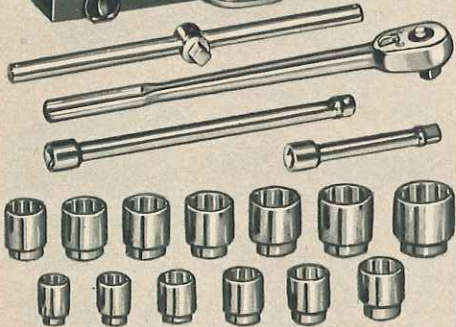
CRAFTSMAN
15-piece
Socket
Set
\$11.99
with tray

Use on standard hex nuts, cap screws. 1/2-in. square drive forged, 12-pt. "Super-Tuff" steel sockets, heat-treated and tempered. Thinner walls for use in close quarters. Nickel chrome-plated.
Sizes: 7/16, 1/2, 9/16, 5/8, 11/16, 3/4, 13/16, 7/8, 15/16, 1, 1 1/16, 1 1/8, 1 1/4-in. Metal tray. Meet Fed. Spec. GGG-W-641d, Type II, Class 2. Shpg. wt. 4 lbs. 9 AT 4348.....Set \$11.99



CRAFTSMAN 13-piece Set
\$17.79 with tray


Extra-deep forged 1/2-inch-drive sockets. Thin walls allow working in tight places. All parts nickel chrome-plated. Sockets of "Super-Tuff" alloy steel, heat-treated and tempered for greater strength. 12-pt. openings. Socket sizes: 1/2, 9/16, 5/8, 11/16, 3/4, 13/16, 7/8, 15/16, 1, 1 1/16, 1 1/8-inch. Metal tray. Meet Fed. Specifications GGG-W-641d, Type II, Class 2. Shpg. wt. 5 lbs. 7 oz. 9 AT 43831.....Set \$17.79



CRAFTSMAN Heavy Equipment Set
With tool box \$57.99 cash \$6 monthly


18-piece set . . 3/4-inch drive. Extra heavy duty. Specially designed for maintenance of heavy equipment. Sockets are hot forged so grain of metal follows socket contour . . adds tremendous strength . . takes 25% more stress than ordinary sockets. Thinner walls, no shoulders (socket grips nut at full depth). "Super-Tuff" steel is heat-treated, tempered and nickel chrome-plated. Set includes thirteen 12-point sockets (1 1/16, 1 1/8, 1 1/4, 1 5/16, 1 3/8, 1 7/16, 1 1/2, 1 5/8, 1 3/4, 1 11/16, 1 7/8 and 2 in. Two extensions (8 and 16-inch), quick-release reversible ratchet, 18-in. slide bar handle. In heavy-duty steel tool box.
Shipping weight 33 pounds.
99 AT 46315K.....Set \$57.99

Super-strong Permanex™ Tool Case comes with many of the CRAFTSMAN Mechanic's Tool Sets in this catalog. Double-wall blow-molded polyethylene has tremendous resistance to impact and abuse, even at 20° below zero. Won't chip, crack, peel or rust. No coated finish to wear off . . color goes all the way through. Resists denting, acids, alkalies, oils, solvents and water.



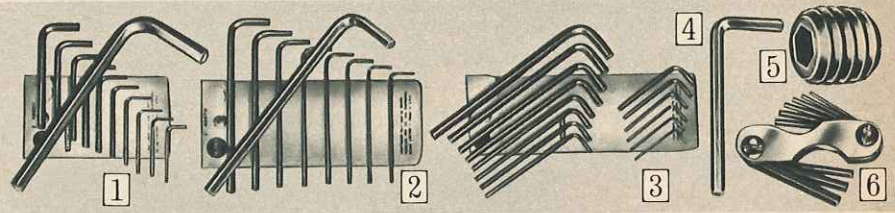
CRAFTSMAN 13-pc. Socket Wrench Set \$12.59 with case

1/2-inch drive. Designed to meet the needs of home-shop repairs, and professional mechanics. Forged "Super-Tuff" alloy steel, heat-treated and tempered for strength and nickel chrome-plated to resist rust. Strong, forged sockets have extra-thin walls for getting into tight places.
Set includes ten forged 12-point sockets (7/16, 1/2, 9/16, 5/8, 11/16, 3/4, 13/16, 7/8, 15/16 and 1 inch) 15-inch flex handle. Crossbar. Super-strong Permanex™ tool case. See opposite page for other features of CRAFTSMAN socket wrench sets.
9 AT 4396—Shipping wt. 5 lbs. 5 oz..Set \$12.59



CRAFTSMAN 19-pc. Socket Wrench Set \$29.99 with case

1/2-inch drive. Popular among mechanics in the industrial, automotive and aircraft fields. Ideal for repairing power farm equipment, engines and machinery. Sockets and parts are forged of "Super-Tuff" alloy steel, heat-treated and tempered for super strength and nickel chrome-plated to resist rust.
With ten 12-point sockets (7/16, 1/2, 9/16, 5/8, 11/16, 3/4, 13/16, 7/8, 15/16, and 1 inch). Two socket extensions (6 and 10 inch). Reversible quick-release ratchet. 18-in. speeder wrench. 15-in. flex handle. Crossbar. Universal joint. 13/16-in. spark plug socket. Rugged Permanex™ tool case.
9 AT 44097—Wt. 12 lbs.. \$4 mo.....Set, cash \$29.99



CRAFTSMAN Setscrew Wrench Sets

(1 thru 3) Top professional quality. Made of tough alloy steel with rust-resistant finish. Chamfered ends. Wrench sizes clearly marked on handles. Designed for use at either end. Plastic pouch included.

1 11-piece Short-arm Set. Includes sizes .050, 1/16, 5/64, 3/32, 7/64, 1/8, 9/64, 5/32, 3/16, 7/32 and 1/4 inch. Shipping weight 6 ounces.
9 AT 46693.....Set 69c

2 9-piece Long-arm Set. Sizes 5/64, 3/32, 7/64, 1/8, 9/64, 5/32, 3/16, 7/32 and 1/4 inch. Shipping weight 8 ounces.
9 AT 46673.....Set 79c

3 14-piece Combination Set. Short arm sizes: .050, 1/16, 5/64, 3/32, 7/64, 9/64 inch. Long-arm sizes: 1/64, 1/8, 9/64, 5/32, 3/16, 7/32, 1/4 and 5/16 inch. Shipping weight 11 ounces.
9 AT 46683.....Set \$1.19

4 CRAFTSMAN Short-arm Setscrew Wrenches. Corrosion-resistant finish. Chamfered ends. Use at either end.

Catalog No.	Size	Wt.	Price	Catalog No.	Size	Wt.	Price
9 AT 28130	.050	1 oz.	10c	9 AT 28181	9/64	1 oz.	10c
9 AT 28132	1/16	1 oz.	10c	9 AT 28136	5/32	3 oz.	10c
9 AT 28133	5/64	1 oz.	10c	9 AT 28137	3/16	1 oz.	10c
9 AT 28134	3/32	1 oz.	10c	9 AT 28138	7/32	5 oz.	10c
9 AT 28180	7/64	1 oz.	10c	9 AT 28139	1/4	2 oz.	10c
9 AT 28135	1/8	1 oz.	10c				

CRAFTSMAN Long-arm Setscrew Wrenches. (Not shown.)

Catalog No.	Size	Wt.	Price	Catalog No.	Size	Wt.	Price
9 AT 28170	5/64	1 oz.	10c	9 AT 28174	3/16	2 oz.	15c
9 AT 28171	3/32	1 oz.	10c	9 AT 28175	7/32	3 oz.	15c
9 AT 28185	7/64	1 oz.	10c	9 AT 28176	1/4	3 oz.	15c
9 AT 28172	1/8	1 oz.	10c	9 AT 28177	5/16	5 oz.	25c
9 AT 28186	9/64	2 oz.	10c	9 AT 28178	3/8	7 oz.	45c
9 AT 28173	5/32	2 oz.	10c	9 AT 28179	1/2	12 oz.	65c

5 Socket Setscrews. Wt. ea. 1 oz.

Catalog No.	Diam.	Length	Threads	Price
9 AT 28091	#6	3/4	.32	10c
9 AT 28092	#8	3/16	.32	10c
9 AT 28093	#10	1/4	.24	10c
9 AT 28094	#10	3/4	.32	10c
9 AT 28095	3/4	3/4	.32	11c
9 AT 28096	3/4	1 1/2	.20	11c
9 AT 28097	5/16	5/16	.18	12c
9 AT 28098	5/16	3/8	.18	12c
9 AT 28099	3/8	3/8	.16	12c


6 9-in-1 Steel Setscrew Wrench Set. 9 sizes from .050 to 3/16 in. Wt. 6 oz.
9 AT 46281...Set \$1.49

9-in-1 Steel Setscrew Wrench Set. 9 sizes from 5/64 to 1/4 in. Shpg. wt. 8 oz.
9 AT 46282...Set \$1.59

Tool Set, we'll replace it free of charge

GUARANTEE: If any CRAFTSMAN tool (shown on pages 88 through 95) fails to give complete satisfaction, return it and it will be replaced free. (This does not apply to tools used in rental service)

- All CRAFTSMAN Tools (on pages 88 through 95) are top industrial quality. "Super-Tuff" alloy steel with heavy, industrial-type nickel-chrome plating. Prices are determined by the make-up of sets . . . not by differences in quality
- Exclusive quick-release button on ratchet wrenches. Just press button; sockets slip easily on and off (see back cover)
- The ratchet wrenches were operated over 1/2 million times under full load, in factory tests, without showing serious wear. (1/2-inch at 120 in.-lbs.; 3/8-inch at 400 in.-lbs.; 1/2-inch at 1200 in.-lbs.; 3/4-inch at 2700 in.-lbs.)
- Sockets hot forged for tremendous strength in large 1/2 and 3/4-inch-drive sizes. Walls are thinner to fit tight places
- Exceed Federal Specifications. All sockets, accessories and wrenches exceed Specs. GGG-W-641d, GGG-W-636d



91-piece Set . . 1/4, 3/8, 1/2-inch drive

Tool box included **\$59⁹⁹** cash **\$6** monthly

The three drive sizes—plus a large assortment of miscellaneous tools—give you an exceptionally versatile set for the home, garage or shop.


1/4-inch square-drive parts. Nine 6-point sockets (3/16 to 1/2 in.); 6-inch flex handle, extension bar; durable Permanex™ polyethylene case.

3/8-inch square-drive parts. Seven 12-point sockets (3/8 to 3/4 in.); 1 1/2-in. spark plug socket; quick-release reversible ratchet; 10-in. flex handle; 3-in. extension bar; 1/4-in. socket adapter.

1/2-inch square-drive parts. Twelve 12-point sockets (1/16 to 1 1/4 in.); three extra-deep sockets (3/8, 3/4 and 1 1/8 in.); 9 3/4-in. quick-release reversible ratchet; 15-in. flex handle; 6-in. extension bar.

Miscellaneous Tools. Five open-end wrenches (3/8x1/16 to 3/4x1/8 in.); ten combination midjet ignition wrenches (3/4x3/16 to 3/8x1/16 in.); 11-piece hex key set; three screwdrivers (3/16x4-in., 1/4x6-in. and No. 2 Phillips); 1/2-in. cold chisel; 3/32-in. pin punch; 3/8-in. center punch; hacksaw with 10 extra blades; 5-piece magnetic socket-insert set.

Steel tool box. 18 in. long; 8 in. wide; 9 in. high. Tote tray.
99 AT 33052C—Shipping weight 26 pounds. Set \$59.99



105-piece Set . . 1/4, 3/8, 1/2-in. drive

Tool box included **\$86⁹⁹** cash **\$8.50** monthly

This superb set gives you the three most popular drive sizes plus extra tools plus quick-release ratchets in all three drive sizes.

1/4-inch square-drive parts. Nine 6-point sockets (3/16 to 1/2 in.); quick-release reversible ratchet; 3 and 6-in. extension bars. Permanex™ case.

3/8-inch square drive parts. Seven 6-point sockets (3/8 to 3/4 in.); five extra-deep 12-point sockets (1/2 to 3/4 in.); 1 1/2-in. spark plug socket; universal joint; quick-release reversible ratchet; 3 and 6-in. extension bars.

1/2-inch square drive parts. Eleven 12-point sockets (1/2 to 1 1/8 in.); quick-release reversible ratchet; 6-in. extension bar; 15-in. flex handle.

Miscellaneous Tools. Seven open-end wrenches (3/8x1/16 to 1 1/4x1 in.); eight open-end midjet ignition wrenches (1/32 to 1/16 in.); 14-piece hex key set; four screwdrivers (3/16x4, 1/4x6, stubby, and No. 2 Phillips); 5-piece punch and chisel set; hacksaw with 10 extra blades; 8-in. adjustable wrench; 10-in. locking plier wrench; slip-joint, ignition and arc-joint pliers; 12-oz. ball pein hammer; 5-piece magnetic socket-insert set.

Steel tool box. 20 in. long; 8 1/2 in. wide; 9 1/2 in. high. Tote tray.
99 AT 4401K—Shipping weight 33 pounds. Set \$86.99

45-piece Set . . 1/4 and 1/2-inch drive


Tool box included **\$49⁹⁹** cash **\$5** monthly

1/4-in. square-drive parts. Nine 6-pt. sockets (3/16, 1/8, 1/4, 5/32, 5/16, 1/2, 3/8, 7/16 and 1/2 in.). Quick-release reversible ratchet. 2 extensions (3, 6-in.). 6-in. flex handle. Crossbar. 4 1/2-in. slide bar handle. In durable Permanex™ polyethylene case.

1/2-in. square-drive parts. Thirteen 12-pt. sockets (1/16 to 1 1/8 in.). Three 12-pt. deep sockets (3/4, 1 1/16, 1 1/2-in.). Three 8-pt. sockets (1/2, 3/4, 5/8-in.). Quick-release reversible ratchet. 3 socket extensions (3, 6, 10-in.). 9-in. slide bar handle. 18-in. speeder. 15-in. flex handle. Crossbar. 1/2-in. universal joint.

Steel tool box 19 3/4 in. long; 6 in. wide; 6 in. high. Tote tray.
99 AT 44119C2—Shpg. wt. 22 lbs. Set \$49.99



Same as set above, but without tool box.
9 AT 44114—Shipping weight 14 pounds. Set 46.99




No Money Down on anything Sears sells SEE PAGE 97

All CRAFTSMAN Mechanic's Tool Sets have exclusive

REG. U.S. PAT. OFF.



Note for both pages: Prices are determined by the size of sets, not by differences in their quality. Sears tool sets are of only one quality . . . the best.



CRAFTSMAN 119-piece Tool Set

REG. U.S. PAT. OFF.

Without tool chest
 $\frac{1}{4}$, $\frac{3}{8}$, and $\frac{1}{2}$ -in. drive parts
 . . plus selected hand tools **\$99.99** \$9.00 monthly cash

$\frac{1}{4}$ -in. square drive: Nine 6-point sockets ($\frac{3}{16}$ to $\frac{1}{2}$ -in.); quick-release reversible ratchet; 6-inch flex handle; crossbar.

$\frac{3}{8}$ -in. sq. drive: Five 8-pt. sockets ($\frac{1}{4}$ to $\frac{1}{2}$ -in.); seven 12-pt. sockets ($\frac{3}{8}$ to $\frac{3}{4}$ -in.); 3 extensions (3, 6 and 10-in.); 16-in. speeder; 10-in. flex handle; crossbar; 8-in. slide bar handle; quick-release rev. ratchet; universal joint.

$\frac{1}{2}$ -inch sq. drive: Thirteen 12-point sockets ($\frac{7}{16}$ to $1\frac{1}{8}$ -in.); five 8-point sockets ($\frac{1}{2}$ to $\frac{3}{4}$ -in.); 3 extensions (3, 6, 10-in.); 18-in. speeder; 15-in. flex handle; crossbar; 9-in. slide bar handle; quick-release reversible ratchet; universal joint.

Miscellaneous Tools: 11 hex key wrenches; 6 open-end and 6 long box-end wrenches ($\frac{3}{8} \times \frac{1}{16}$ to $1\frac{1}{2} \times 1$ -in.); 3 short box-end wrenches ($\frac{3}{8} \times \frac{1}{16}$ to $\frac{1}{2} \times \frac{3}{4}$ -in.); 5-pc. punch, chisel set; 3 screwdrivers (4, 6, 8-in.); 10-pc. combination ignition wrench set; 3-pc. ratchet-speeder adapter; 12-oz. ball-pein hammer; hacksaw with 10 blades. Heavy-duty chest (26x10x11 $\frac{1}{2}$ in.) with lock and two keys.

99 AT 43456K2—With chest. Shpg. wt. 64 lbs. \$10.50 monthly. Set, Cash \$124.50
 99 AT 43382C—Without chest. Shpg. wt. 27 lbs. \$9 monthly. Set, Cash 99.99

CRAFTSMAN

REG. U.S. PAT. OFF.

155-pc. Tool Set

$\frac{1}{4}$, $\frac{3}{8}$ and $\frac{1}{2}$ -inch drive parts
 . . selected hand tools
 plus more special sockets

Without cabinet **\$143.95** \$11.50 monthly cash

$\frac{1}{4}$ -in. sq. drive: Nine 6-pt. sockets ($\frac{3}{16}$ to $\frac{1}{2}$ -in.); quick-release rev. ratchet; flex handle; crossbar; extensions (3, 6-in.); 4 $\frac{1}{2}$ -in. slide bar. Permanex™ case.



$\frac{3}{8}$ -in. square drive: Five 8-pt. sockets ($\frac{1}{4}$ to $\frac{1}{2}$ -in.); seven 12-pt. sockets ($\frac{3}{8}$ to $\frac{3}{4}$ -in.); seven 12-pt. extra-deep sockets ($\frac{3}{8}$, $\frac{7}{16}$, $\frac{1}{2}$, $\frac{9}{16}$, $\frac{5}{8}$, $1\frac{1}{16}$, $\frac{3}{4}$ -in.); two 12-pt. flexible sockets ($\frac{1}{2}$ and $\frac{9}{16}$ -in.); three extensions (3, 6, 10-in.); 16-in. speeder wrench; 10-in. flex handle; crossbar; 8-in. slide bar handle; quick-release reversible ratchet; universal joint; 1 $\frac{3}{16}$ -in. spark plug holding socket.

$\frac{1}{2}$ -in. sq. drive: Thirteen 12-pt. sockets ($\frac{7}{16}$ to $1\frac{1}{8}$ -in.); five 8-pt. sockets ($\frac{1}{2}$ to $\frac{3}{4}$ -in.); eleven 12-pt. deep sockets ($\frac{1}{2}$ to $1\frac{1}{8}$ -in.); four extensions (3, 6, 10, 20-in.); 15-in. flex handle; crossbar; 9-in. slide bar handle; 18-in. speeder wrench; quick-release reversible ratchet; universal joint.

Misc. Tools: Wrenches: 6 open-end and 6 long box-end ($\frac{3}{8} \times \frac{1}{16}$ to $1\frac{1}{2} \times 1$ -in.), 3 short box-end ($\frac{3}{8} \times \frac{1}{16}$ to $\frac{1}{2} \times \frac{3}{4}$ -in.), 4 tappet ($\frac{3}{8} \times \frac{1}{16}$ to $\frac{3}{4} \times \frac{1}{2}$ -in.); 11 hex keys; 10-in. locking plier; 8-in. adjustable-end wrench; 5-pc. punch, chisel set; 15-pc. hex die set; 16-in. pry bar; 3 screwdrivers (4, 6, 8-in.); 2 ball-pein hammers (8, 12-oz.); hacksaw with 10 extra blades; 3-drawer roller cabinet (26 $\frac{1}{2}$ x 18 x 32 $\frac{1}{2}$ in.).
 99 AT 43465N2—With cabinet. Shpg. wt. 137 lbs. \$13.50 monthly. Set, Cash \$195.95
 99 AT 43392L—Without cabinet. Shpg. wt. 42 lbs. \$11.50 monthly. Set, Cash 143.95



quick-release button on the ratchet wrenches



*Only Sears has
this feature . .*

Just press the button and socket is released. No hard pulling or prying needed. (See back cover.)

CRAFTSMAN
REG. U. S. PAT. OFF.

**215-piece
Tool Set**

1/4, 3/8, 1/2 and 3/4-inch
drive parts . .

plus

more special sockets and
tools than in any other
set Sears sells

Without cabinet

\$219⁹⁵
cash
\$15.00 monthly



Our most complete set for the professional or home mechanic

This superb set is designed to meet the most rigid requirements of the professional mechanic.

1/4-inch square drive parts. Nine 6-pt. sockets (3/16 to 1/2-in.); quick-release reversible ratchet; 6-inch flex handle; crossbar; 2 extensions (3 and 6-inch); 4 1/2-in. slide bar handle; durable Permanex™ case.

3/8-inch square drive parts. Five 8-pt. sockets (1/4 to 1/2-in.); eight 12-pt. sockets (3/8 to 1 1/16-in.); eight 12-pt. extra-deep sockets (3/8 to 1 1/16-in.); seven 12-pt. flexible sockets (3/8 to 3/4-in.); three extensions (3, 6, 10-inch); 16-inch speeder wrench; 10-inch flex handle; crossbar; 8-inch slide bar handle; quick-release reversible ratchet, universal joint and No. 2 Phillips bit.

1/2-inch square drive parts. Fourteen 12-pt. sockets (1/16 to 1 1/4-in.); five 8-pt. sockets (1/2 to 3/4-in.); twelve 12-pt. deep sockets (1/2 to 1 1/8-in.); four extensions (3, 6, 10, 20-inch); 15-inch flex handle; crossbar; 9-inch slide bar handle; 18-inch speeder wrench; quick-release reversible ratchet; stud remover and universal joint.

3/4-in. sq. drive parts. Eight 12-pt. sockets (1 1/16 to 1 5/8-in.); 8-inch extension; 18-inch slide bar handle.

Other Tool Sets: 11-pc. hex key set; 8-pc. long box-end wrench set; 4-pc. midget box-end wrench set; 6-pc. combination wrench set; 9-pc. open-end wrench set; 7-pc. screwdriver set (4, 6, 8-inch; Phillips Nos. 1, 2, 3; stubby); 12-pc. punch, chisel set; 15-pc. hex die set; 3-pc. ratchet speeder adapter set.

Miscellaneous Tools. Three short box-end wrenches; four tappet wrenches (3/8x1/16 to 3/4x3/8-in.); line-up punch; offset screwdriver; 12-inch pickup tool; arc-joint pliers; 6-inch long-nose pliers; 7-inch diagonal pliers; brake spring pliers; cotter key extractor. Brake adjusting tool; 3/8x1/16 and 1/2x9/16-inch ratchet box-end wrenches; rolling wedge bar; hack saw with ten extra 10-inch blades; 10-inch locking plier wrench; 8-inch adjustable-end wrench; 8 and 12-oz. ball-pein hammers.


Set with heavy-duty Roller Cabinet. Sliding front panel, with cylinder lock and keys, covers bottom compartment and locks the three drawers. 26 1/2x18x32 1/2 in. 99 AT 46308N2-Wt. 160 lbs. \$17.50 mo. Set, Cash \$269.95

Set without cabinet. 99 AT 46328L-Wt. 65 lbs. \$15.00 mo... Set, Cash 219.95

GUARANTEE: If any tool in the sets shown on these pages fails to give complete satisfaction, return it, and it will be replaced free of charge. This does not apply to tools used in rental service.

*No Money Down on
anything Sears sells*

SEE PAGE 97



Perforated Board and Fixtures

Now turn ordinary walls into useful storage space with perforated board and fixtures. Keep tools and kitchen utensils right at hand but never in your way. Work areas always stay clear yet all the tools you need hang within easy reach. The fixtures (listed below) anchor in any 1/2-inch thick perforated board with 1/2-inch diameter holes 1 inch apart. Items (1 thru 24) are zinc-plated steel. Organizers (25 thru 30) are high-impact polystyrene bins . . . measure 1 1/2 inches deep.

Catalog No.	Description	Size	Quantity	Wt.	Price
(1) 9 AT 7531	Hooks—Straight . . .	Small—1-in.	Pkg. of 10	6 oz.	Pkg. 29c
(2) 9 AT 7532	Hooks—Straight . . .	Med.—1 1/2-in.	Pkg. of 9	6 oz.	Pkg. 29c
(3) 9 AT 7533	Hooks—Straight . . .	Large—2-in.	Pkg. of 3	5 oz.	Pkg. 29c
(4) 9 AT 7534	Loops	Small	Pkg. of 10	5 oz.	Pkg. 29c
(5) 9 AT 7535	Loops	Medium	Pkg. of 9	6 oz.	Pkg. 29c
(6) 9 AT 7536	Loops	Large	Pkg. of 6	5 oz.	Pkg. 29c
(7) 9 AT 7537	Loops	Extra Large	Pkg. of 5	5 oz.	Pkg. 29c
(8) 9 AT 7544	Straight Single Hook.	6 inch	1 only	3 oz.	Ea. 10c
(9) 9 AT 7545	Straight Single Hook.	4 inch	1 only	3 oz.	Ea. 10c
(10) 9 AT 7550	Straight Double Hook	1 1/2 x 2 in.	1 only	3 oz.	Ea. 10c
(11) 9 AT 7551	Straight Double Hook	1 1/2 x 4 in.	1 only	3 oz.	Ea. 10c
(12) 9 AT 7542	Curved Double Hook	3 inch	1 only	3 oz.	Ea. 10c
(13) 9 AT 7543	Curved Double Hook	4 1/2 inch	1 only	3 oz.	Ea. 10c
(14) 9 AT 7540	Shelf Bracket	8 inch	1 only	4 oz.	Ea. 15c
(15) 9 AT 7541	Shelf Bracket	6 inch	1 only	4 oz.	Ea. 15c
(16) 9 AT 7549	Shelf Support	4 1/2 inch	1 only	3 oz.	Ea. 10c
(17) 9 AT 7548	Metal Shelf	3x6 in.	1 only	6 oz.	Ea. 39c
(18) 9 AT 7546	Hang Bar	2 1/2 x 6 inch	1 only	4 oz.	Ea. 15c
(19) 9 AT 7553	Plier Holder		Pkg. of 4	4 oz.	Pkg. 29c
(20) 9 AT 7557	Single Tool Holders..	1 lg. 2 small..	Pkg. of 3	4 oz.	Pkg. 29c
(21) 9 AT 7547	6-hole Tool Holder..		1 only	7 oz.	Ea. 49c
(22) 9 AT 7558	Spring Clips	Small	Pkg. of 2	4 oz.	Pkg. 29c
(23) 9 AT 7560	Spring Clips	Medium	Pkg. of 2	4 oz.	Pkg. 29c
(24) 9 AT 7559	Spring Clips	Large	Pkg. of 2	4 oz.	Pkg. 29c
(25) 9 AT 75555	Bin	3 1/2 x 3 in.	Pkg. of 5	9 oz.	Pkg. 79c
(26) 9 AT 75556	Bin	5x3 in.	Pkg. of 4	9 oz.	Pkg. 79c
(27) 9 AT 75558	Bin	7x3 in.	Pkg. of 3	9 oz.	Pkg. 79c
(28) 9 AT 75571	Wrench Holder	9x1 in.	1 only	7 oz.	Ea. 79c
(29) 9 AT 75557	Shelf	9x3 1/2 in.	1 only	8 oz.	Ea. 79c
(30) 9 AT 75559	18-tool Holder		1 only	8 oz.	Ea. 79c

2x4-foot Hardboard Perforated Panels. 1/2-inch thick. With 1/2-inch diam. holes 1 in. apart. Tempered hardboard is more durable. Allow 10 lbs. postage (postal regs.). 99 AT 75523L—Tempered Panel . . . 98c 99 AT 7561L—Standard Panel . . . 69c

Mounting Hardware Set. For above panels. Contains 6 screws each with spacers and anchors. 9 AT 7538—Shpg. wt. 3 oz. . . . Set 29c

18-piece garage-storage Hardware Kit. (Not shown.) For 1/2-inch thick perforated board with 1/2-inch holes (not for the 1/2-inch board shown on this page). 4 small and 4 medium loop-hooks, 4 medium and 2 large single-straight hooks, 1 large and 1 medium double straight hooks and 2 shelf brackets. Screws and spacers incl. 9 AT 7576—Wt. 2 lbs. . . . Kit \$1.99

Starter Hardware Kits for perforated panels. Fit any 1/2-inch perforated board with 1/2-inch holes 1 inch apart. Use the 19-piece kit for one 2x4-foot panel and the 30-piece kit for two 2x4-ft. panels. Order additional hooks, bins, shelves, etc., from table above.

19-piece Kit. Contains 3 each small and medium single-prong hooks, 3 each small, large and extra-large loop hooks. 2-loop tool holder, 2 plier holders. Spacers, screws and anchors included. 9 AT 7556—Wt. 12 oz. . . . Kit 79c


30-piece Kit. Contains 18 single-prong hooks, 2 double-prong hooks, 4 spring clips, 4 loop hooks, 1 multi-tool holder, 1 plier holder, 4 spring clips plus screws and spacers for easy mounting. 9 AT 7563—Wt. 1 lb. 4 oz. . . . Kit \$1.89

Permanently-magnetized rack. No clips, hooks, slots or fasteners needed. Powerful magnet holds up to 7 lbs. Use to hang cutlery, small garden and hand tools. Keeps tools within easy reach. Chrome-plated steel, magnetized rubber. 1 1/2 x 12 in. long. Screws incl. (Tools not incl.) 9 AT 7252—Shpg. wt. 12 oz. . . . \$1.69


CRAFTSMAN Auto Creeper

.. molded for comfort

\$15.99



Only at Sears . . the strength of 1-piece polyethylene construction. Combines comfort with resistance to impact and abuse. Permanex™ polyethylene creeper won't chip, crack, peel or rust. Resists denting, acids, oils. No coated finish . . . color goes all the way through. Wipes clean with detergents, gasoline, kerosene. Plastic foam-filled headrest. Side tool troughs and parts pocket at end. Four nylon casters. Holes for hanging. 20x38 inches long. 99 AT 45483L—Shipping weight 13 pounds. \$15.99



CRAFTSMAN Hardwood Creeper

Rolls easily . . . pivots in any direction. Sturdy hardwood body . . . weather-resistant lacquer finish. Padded headrest. 4 plate-type casters . . . 2 1/2-in. steel wheels (order extra casters below). 99 AT 4548L—16x36 in. Wt. 13 lbs. . . . \$9.49



Creeper Seat

CRAFTSMAN. Makes brake jobs, wheel alignment easier. Heavy-gauge steel frame and base. Metal tool tray under plywood seat. Pivots. Steel casters. 17 1/2 x 13 3/4 x 11 3/4 in. Wt. 14 lbs. 99 AT 45481C . . . \$9.49

Replacement Caster. 2 1/2-in. steel wheel. 9 AT 45485—Shipping wt. 11 oz. . . . Each 89c



Sturdy Work Benches

\$69.99 cash \$7 monthly


CRAFTSMAN . . . 5 drawers. Tempered, 1-inch thick hardboard top with flakeboard core. Steel cross-braced frame. Open back. 60x24x33 1/2 inches high. Legs adjust 1/2 inch. Hinged door hides 2 shelves. Tumbler lock, keys. Holes for hooks. 5 drawers with channel slides . . . each 16 3/4 x 15 1/2 x 4 1/4 in. Unassembled. 99 AT 10261N9—Shpg. wt. 158 lbs. . . \$69.99



\$27.99 cash \$4 monthly

Industrial model. Extra strong . . . steel legs, feet and cross rails. Shelf adds support. 2x5-ft. laminated top is 1 inch thick . . . flakeboard core with hardboard on both sides. Holds 2 drawers (not incl.), see 99 AT 10327C on page 21. 32 1/2 in. high. Unassembled. Shipping weight 79 pounds. 99 AT 10271N2 . . . \$27.99

Bench only. Without drawers, shelves or door. (For drawers, etc. see page 21.) Unassembled. 99 AT 10265N2—Shpg. wt. 97 lbs. . . \$36.99



CRAFTSMAN Shop Press

Without jack \$99.50 \$9 cash monthly

Use with 3, 5, 8 or 12-ton hydraulic jack. Designed to remove or install bearings . . . bend or straighten shafts . . . many other general purpose operations. Heavy steel bar construction. Work height adjusts from 4 to 39 in. in 5-in. intervals. 4x10x55 in. high over-all. No jack (see Big Book). Shpg. wt. 131 lbs. F9 AT 47611N . . . \$99.50

Steel V-Blocks. For positioning round bars, etc. Pkg. of 2. Shpg. wt. 23 lbs. F9 AT 47612 . . . Pkg. \$14.95

Steel V-Plate. For positioning work hanging below bed. Wt. 16 lbs. F9 AT 47613 . . . \$13.95

CRAFTSMAN Bench Legs




\$11.99 Set

Extra heavy-gauge steel. Use 1 set of legs to make work bench, power tool cabinet, etc.; 2 sets for wall-length bench, corner cabinet. Four 32-inch legs, four 20 3/4-inch cross-beams. Instructions, nuts and bolts included. Shipping weight 28 lbs. 99 AT 1022C . . . Set \$11.99

Bench or Table Top. (not shown). Use legs above. Flakeboard core; tempered hardboard top and bottom. 1 inch thick, 2x5 feet long. Freight (rail, truck) or exp. Wt. 46 lbs. 99 AT 10223N . . . \$13.99




Cotton Cloth Fender Cover. Protect fenders and seats from grease, tools, etc. Use to wrap luggage in trunk or as a drop cloth for tire changes. 100% cotton flannel . . . double napped. Finished ends prevent raveling . . . 36x60 inches. Each in polyethylene bag. 9 AT 45486—Wt. 1 lb. 2 oz. . . . Each \$2.39



SHIPPING NOTE: "F" items (as F9 AT 47613) sent from Owatonna, Minn. factory . . . please allow extra time. If available, pay postage from c.o. plant. No C.O.D.'s.

SEE-INTO CABINETS

Find things fast in the "see-through" drawers! Keep small parts, nuts, nails and screws well organized. Cabinets can be stacked or wall-mounted. Carry any drawer right to the job.



1

3

4

5

6

\$729

\$729

\$1299

All the cabinets at the top of this page have efficient drawer stops to prevent spills. Drop-in dividers make it possible to separate each drawer into sections for a

better organization of contents. Index labels fit into each drawer front—make it even easier to find what you want when you want it.

Hi-impact styrene plastic frames

1 9 drawers. Size overall: 9¼ in. wide, 6¼ in. deep, 5 in. high. Drawers 2¾ in. wide, 5¼ in. long, 1¼ in. high. Attractive white onyx color.
9 AT 6537—Shipping weight 2 pounds 6 ounces....\$2.79

2 12 drawers. Size overall: 9¼ in. wide, 6¼ in. deep, 7¼ in. high. All drawers 2¾ in. wide, 5¼ in. long. 6 regular drawers 1¼ in. high, 6 deep drawers 2 in. high. Attractive white onyx color.
9 AT 65361—Shipping weight 3 pounds 10 ounces...\$3.99

3 21 drawers. Size overall: 9¼ in. wide, 6¼ in. deep, 10¾ in. high. All drawers 2¾ in. wide, 5¼ in. long. Attractive black onyx color.
9 AT 65375—Shipping weight 5 pounds 13 ounces...\$5.29

Electrically-welded steel frames with gray baked-enamel finish

4 18 drawers. 10 in. wide, 6 in. deep, 14 in. high. Drawers: 2¾ in. wide, 5¾ in. long, 2 in. high. Wt. 6 lbs. 10 oz.
9 AT 65386—(With handle and hanging slots.)....\$7.29

5 30 drawers. Almost 600 cu. in. of storage space! 10 in. wide, 6 in. deep, 14 in. high. Drawers: 2¾ in. wide, 5¾ in. long, 1¼ in. high. Shpg. wt. 7 lbs. 4 oz.
9 AT 65384—(With handle and hanging slots.)....\$7.29


Like (5) above but with 18 drawers. 10x6x9 in. overall.
9 AT 65376—(Without handle.) Shpg. wt. 4 lbs. 7 oz. \$5.29

6 48 drawers. You get really big space...nearly 1000 cubic inches! Size overall: 13 in. wide, 6 in. deep, 18 in. high. Drawers: 2¾ in. wide, 5¼ in. long, 1¼ in. high. Equipped with slots for hanging on wall.
Shipping weight 15 lbs.
99 AT 65374C....\$12.99

SEARS GUARANTEE

We guarantee that every article in this catalog is accurately described and illustrated. If for any reason whatever you are not satisfied with any article purchased from us, we want you to return it to us. We will exchange it for exactly what you want, or will return your money.

SEARS, ROEBUCK AND CO.



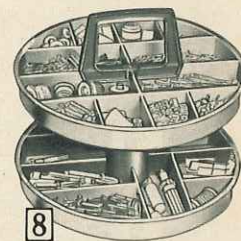
7

Save time with Revolving Carriers

(7 and 8) Keep tools and parts at your fingertips. Hi-impact styrene plastic. Portable.

7 Tool Carrier. Holds up to 29 tools. 10 sections in base tray for screws, nails, small parts, etc. 10 in. high. 11¼ in. diam. Wt. 1 lb. 15 oz.
9 AT 65387....\$2.89

8 Parts Carrier. 22 separate sections on trays that turn like a "lazy susan." 10 in. high. 11¼ in. diam. Wt. 2 lbs. 5 oz.
9 AT 65383....\$2.89



8

IMPORTANT NOTE ON PRICES

We reserve the right to change the price on any item in this catalog should the Federal, State or Local governments increase by taxes or otherwise the cost or selling price of any item in this book. We reserve the right to add such taxes or other increases of cost to the prices shown. Prices shown are for the continental U.S. only. (Because of transportation costs, prices in your Sears retail store may vary slightly from the prices shown in this catalog.)

GENERAL INDEX

Abrasives.....47, 50, 51	Adhesives.....60	Air Tools.....12	Automotive Tools.....84, 85	Axes.....64	Band Saws.....30, 31	Battery Tools.....85	Benches, Power Tool.....35, 96	Bench Saws.....25, 26	Bits.....10, 11, 27, 68, 90	Blow Torches.....56	Body and Fender Tools.....85	Braces.....68	Brake Tools.....85	Bricklayer's Tools.....72	Cable Stripper.....74	Calipers.....78	Cement Tools.....72	Chisels.....33, 61, 79	Chucks.....21, 33, 36, 41	Circuit Testers.....72	Clamps.....61	Compass.....67	Cotter Key Extractor.....80	Cranes.....81	Creoper.....96	Cross Rim Wrench.....85	Cutting Nippers.....74, 75	Dado Sets.....27	Dial Test Indicators.....76	Die Sets.....59, 82, 83	Drill Attachments.....11	Drill Presses: Accessories.....36, 37, 41	Drills, Elec., Access.....6-11	Drills, Hand.....68	Dry-wall Tools.....72	Dust Collector.....17-19, 23	Electric Hand Saws.....4, 5	Engraving Tool.....58	Files.....73, 85	Flaring Tool.....58	Flexible Shafts.....53	Floor-model Saw.....24	Force Cups.....59	Gauges.....67, 76-78, 85	Gear Puller.....85	Gem Makers; Access.....47	Glass Cutters.....67	Glues, Adhesives.....50, 51, 60	Goggles.....49	Grinders; Grinding Wheels.....15, 48, 49, 51	Hack Saws.....46, 83	Hammers.....62, 85	Hand Trucks.....81	Hatchets.....64	Hoists.....81	Impact Tools.....12, 13	Instruction Manuals.....21, 35	Jig Saws, Blades.....30, 31	Jointer-Planers.....32	Knives, Knife Sets.....66, 73	Lamps.....35	Lathes, Metal; Acces.....38-41	Lathes, Wood; Acces.....33	Levels.....67, 70, 71	Lineshaft; Accessories.....54	Linoleum Knife.....66	Lubricants.....60	Magnets.....83	Magnifying Glass.....77	Mandrels.....54	Marking Tool.....58	Masonry Tools.....72	Micrometers.....77	Miter Boxes.....65	Molding Cutter Head.....27	Motors; Accessories.....52, 53	Nut-driver Sets.....73, 91	Oilers.....85	Paint Scraper.....66	Perforated Board.....96	Pick-up Tools.....83	Pipe-threading Tools.....59	Planes.....66	Planer-Molder.....32	Planer.....14	Plasterer's Tools.....72	Pliers.....74, 75, 85	Plumber's Tools.....58, 59	Plumb Line.....69	Polishers.....16, 17	Polishing Equipment.....49-51	Pouches.....79	Powr-Pak.....35	Precision Tools.....76-78	Propane Torches.....56	Protractors.....76, 77	Pulleys.....54	Punches.....67, 78, 79	Radial-arm Saws.....20-23	Rasplane.....66	Reamer and Pilot Set.....84	Reciprocating Saw.....15	Rivet Tools.....63	Rotary Grinder.....15	Router; Accessories.....14	Rules.....69, 76	Sabre Saws; Blades.....2, 3	Sanding Equip. 16-18, 50, 51	Sanders; Sander- Polishers.....16-18	Sander, Belt and Disc.....34	Saw Blades, Circular 28, 29	Saws, Hand.....64, 65, 83	Saws, Electric.....4, 5	Sawhorse Brackets.....65	Screwdrivers.....80, 85	Scribers.....78	Set-screw Wrenches.....90, 92	Sewer Rods.....59	Shaper; Cutters.....34	Sharpener, Saw.....29	Sharpening Stones.....61	Shop Vacuums.....19	Shop Press.....96	Slide Hammer.....85	Snips.....75	Socket Wrenches.....88-95, 100	Soldering Irons, Guns.....57	Speed Indicator.....76	Squares.....69, 77	Stands for Drills.....9	Staplers.....63	Star Drills.....79	Steel Letters.....58	Stencil Sets.....58	Stocks.....59	Stud Driver Kit.....62	Surveying Instruments 70, 71	Switches, Electrical.....25, 52	Tap and Die Sets.....82, 83	Tapes.....69	Thread Cutters.....59, 82, 83	Tire Tools.....85	Tool Board, Perforated.....96	Tool Boxes, Cabinets.....97-99	Tool Holders.....79, 96	Tool Stands.....21, 35	Torches, Gasoline.....56	Torque Wrenches.....84	Transit.....70, 71	Trowels.....72	Tubing Tools.....58	Twoezers.....72	Vacuum Cleaners.....19	V-belts.....54	V-blocks.....76	Vises.....37, 55, 59, 72	Welders, Arc and Accessories.....42, 43, 45	Welders, Oxy-acetylene and Accessories.....44, 45	Wire Brushes.....51, 68	Work Benches.....96	Wrecking Bars.....62	Wrenches 58, 73, 84-95, 100
--------------------------	------------------	------------------	-----------------------------	-------------	----------------------	----------------------	--------------------------------	-----------------------	-----------------------------	---------------------	------------------------------	---------------	--------------------	---------------------------	-----------------------	-----------------	---------------------	------------------------	---------------------------	------------------------	---------------	----------------	-----------------------------	---------------	----------------	-------------------------	----------------------------	------------------	-----------------------------	-------------------------	--------------------------	--	--------------------------------	---------------------	-----------------------	------------------------------	-----------------------------	-----------------------	------------------	---------------------	------------------------	------------------------	-------------------	--------------------------	--------------------	---------------------------	----------------------	---------------------------------	----------------	---	----------------------	--------------------	--------------------	-----------------	---------------	-------------------------	--------------------------------	-----------------------------	------------------------	-------------------------------	--------------	--------------------------------	----------------------------	-----------------------	-------------------------------	-----------------------	-------------------	----------------	-------------------------	-----------------	---------------------	----------------------	--------------------	--------------------	----------------------------	--------------------------------	----------------------------	---------------	----------------------	-------------------------	----------------------	-----------------------------	---------------	----------------------	---------------	--------------------------	-----------------------	----------------------------	-------------------	----------------------	-------------------------------	----------------	-----------------	---------------------------	------------------------	------------------------	----------------	------------------------	---------------------------	-----------------	-----------------------------	--------------------------	--------------------	-----------------------	----------------------------	------------------	-----------------------------	------------------------------	---	------------------------------	-----------------------------	---------------------------	-------------------------	--------------------------	-------------------------	-----------------	-------------------------------	-------------------	------------------------	-----------------------	--------------------------	---------------------	-------------------	---------------------	--------------	--------------------------------	------------------------------	------------------------	--------------------	-------------------------	-----------------	--------------------	----------------------	---------------------	---------------	------------------------	------------------------------	---------------------------------	-----------------------------	--------------	-------------------------------	-------------------	-------------------------------	--------------------------------	-------------------------	------------------------	--------------------------	------------------------	--------------------	----------------	---------------------	-----------------	------------------------	----------------	-----------------	--------------------------	--	--	-------------------------	---------------------	----------------------	-----------------------------

You can buy anything
in this book on
Sears Easy Terms with
**NO MONEY
DOWN**

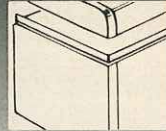
IT'S EASY TO
OPEN AN ACCOUNT

Just ask at any Sears Retail Store or Catalog Sales Office—or call our helpful telephone sales people—or use the application form on the back of Sears catalog order blank. See actual table of terms in Sears Big Catalog or at any Sears outlet.



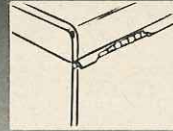
CRAFTSMAN Tool Boxes can take it!

REG. U.S. PAT. OFF.
In actual lab tests, they were loaded with 100 pounds, then lifted and lowered thousands of times without damage to top, sides or bottom



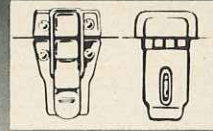
End-cap Construction

Corners reinforced with electrically welded end caps... makes box stronger... adds support to sides and bottom



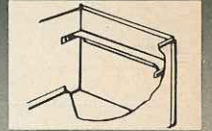
Watershed Roof . . . Staked Hinges

Curved lip on roof protects hinge... makes box much more weather-tight. Hinge secured so pin can't be knocked out... prevents pilfering



Heavy duty Hardware

Heavily chrome plated. One-piece catch can't pull apart. Hasp welded on inside of cover... can't be chiseled off



One-piece Tray Supports

Heavy, one-piece supports welded to front, back and side. These strong supports also add rigidity to box itself

\$879

20x8½x9¼ Inches

Mechanic's Tool Box

Heavy gauge steel construction for long lasting strength. Two 1-piece drawbolts... won't pull apart. Full-length piano hinge. Heavy-duty handle. Gray baked enamel finish.

20 inches long; 8½ inches wide; 9¼ inches high. Partitioned tote tray. Heavy-duty polyethylene handle. Hasp and padlock eye. Reinforced at points of stress. 99 AT 6512C—Shipping weight 12 pounds... \$8.79

18 in. long; 8 in. wide; 9 in. high. Partitioned tote tray. Hasp and padlock eye. 99 AT 6500C—Shipping weight 11 pounds... \$7.19

17 inches long; 7 inches wide; 7½ inches high. Convenient tote tray. Combination drawbolt and padlock eye. 99 AT 65013C—Shipping weight 8 pounds... \$5.99



Our best Tool Box \$18⁹⁹

3 Extra-heavy gauge steel body. Divided tote tray. Handle on top, both ends. Two 1-piece drawbolts. Center lock, 2 keys. Red-enamel finish. 24¼ in. long; 9½ in. wide; 9½ in. high. See the "Craftsman Commercial" story on page 8. 99 AT 65141C—Wt. 23 lbs... \$18.99

Hip-roof Box \$7¹⁹


4 Two 1-pc. drawbolts, center padlock hasp. Divided tote tray. Heavy-duty handle. Heavy-gauge steel; gray enamel finish. 19¼ in. long; 7 in. wide; 8 in. high. 99 AT 6520C—Shpg. wt. 9 lbs. \$7.19

Compact Hip-roof Box (not shown). 19¼ in. long; 6 in. wide; 6 in. high. Single hasp-drawbolt combination. Tote tray. Heavy-gauge steel. Heavy-duty polyethylene handle. 99 AT 65161C—Wt. 8 lbs... \$5.99

Carpenter's Box \$14⁹⁹


5 Level brackets, clips for 2 saws, slot for square. Divided tray. Handle on top, each side. Lock, keys. Heavy-gauge steel; gray-enamel finish. 30 in. long; 8½ in. wide; 9 in. high. 99 AT 6517C—Wt. 17 lbs... \$14.99

Our finest Cantilever Box \$18⁹⁹



1 Watertight base. Sides and bottom seams caulked to help prevent seepage. Covers on 2 of the 4 trays protect and separate small pieces. Extra-heavy gauge steel with reinforcing skids on bottom. Hip roof. Padlock eye. Two 1-pc. drawbolts. Gray-enamel finish. 18 in. long; 10 in. wide; 13 in. high. Meets Fed. Specs. GGG-T-558, Type II, Class 1. 99 AT 6536C—Wt. 24 lbs. \$18.99

Good quality Cantilever Box \$11⁹⁹



2 4 trays. Full-length piano-type hinge. One-piece drawbolt, padlock eye. One-piece drawbolt, padlock eye. Plastisol-coated steel handle. Gray enameled steel. 16¼ in. long; 8½ in. wide; 10½ in. high. 99 AT 65351C—Wt. 12 lbs. \$11.99

CRAFTSMAN


Machinist's Chests

6 7-drawer. 20x8½x13½ in. deep. Five drawers 8½ in. wide; four 1 in. deep, one 2 in. deep. Two full-width drawers. Steel with brown wrinkle finish. Felt-lined drawers. Shipping weight 30 pounds. 99 AT 65227C... \$29.99

7 8-drawer. 26½x8½x13½ in. deep. Four drawers 8½x7½x1 in. deep; one 5½x7½x3¼ in. deep; one 8½x7½x2 in. deep. Two full-width drawers. Sturdy steel with brown wrinkle finish. Felt-lined drawers. Shipping weight 39 pounds. 99 AT 65228K... \$39.99



\$29⁹⁹



\$39⁹⁹



\$12⁹⁹



\$19⁵⁰

CRAFTSMAN 2-drawer Mechanic's Chests

8 Good quality portable. 20x8½x9½ in. deep. Drawers 2 in. deep. 2½-in. deep top compartment. Plastisol-coated steel top handle. Padlock hasp. 2 drawbolts. Steel; gray enamel finish. No tote tray. 99 AT 65334C—Shpg. wt. 18 lbs... \$12.99

9 Our best portable. 20x8½x9½ in. deep. Drawers 2 in. deep. 19¼x7½x1½ in. deep tote tray. Plastisol-coated steel top handle. Drawers lock when lid is closed. Piano-type hinge. Tumbler lock, 2 keys. Heavy-ga. steel; gray, red enamel finish. 99 AT 65336C—Shpg. wt. 19 lbs... \$19.50



\$31⁹⁹

10 For use on roller cabinets or bench. Built solid like chests on facing page. 26½x10¼x11¼ in. deep. Drawers 2½, 3½ in. deep. 18½x7½x1½ in. deep tote tray. Storage lid. Heavy-ga. steel; gray and red baked enamel finish. 99 AT 65232K—Shipping weight 37 pounds... \$31.99

No Money Down on anything Sears sells

SEE PAGE 97

CRAFTSMAN Cabinets and Chests..

REG. U.S. PAT. OFF.

built tough TOP TO BOTTOM!


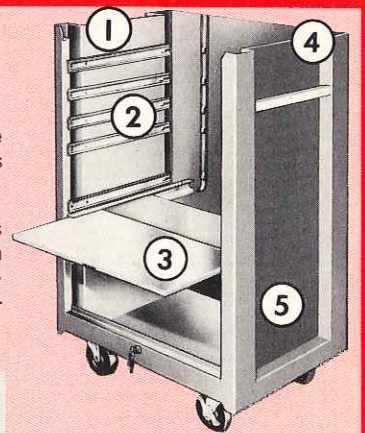
One-piece reinforced top and bottom of heavy gauge steel for greater load capacity without sag or loosening at the welds

Rugged, steel-bar locking mechanism... when chest lid or cabinet panel is closed drawers lock automatically for security

One-piece, roll-formed slides on ALL drawers for smooth, easy action... won't give or twist even when fully loaded

WHAT'S MORE, every cabinet is built with these important exclusive features..

- 1 "I-Frame" construction has nearly 50% more diagonal strength than ordinary designs... eliminates crossbars for more usable space.
- 2 Drawer slide carriers are welded to frame on three separate panels with more welds than ordinary construction.
- 3 Cabinets with lower compartments have panel that "pops out" with just the turn of a key. Sturdy tumbler lock is in the base... can't hamper panel.
- 4 Corner posts formed both front and back to give you four instead of two... provides extra support to keep drawers aligned even under heavy loads.
- 5 Recessed cabinet sides add tremendous strength thanks to self-reinforcing structural shape. Side handle recessed... can't pull out or bend.



**6-drawer Chest,
3-drawer Cabinet**

Set **\$108.95** \$10.00 each monthly

Save \$5.03 on set. Separately \$113.98. Heavy-gauge steel. Tumbler lock, keys. Gray, red baked enamel finish. Wt. 155 lbs. \$10.00 monthly. 99 AT 65261N2.....Set, Cash \$108.95

6-drawer Chest. 26x12x14 7/8 in. high. Top center drawer 11x1 1/8 in. deep. End drawers 4 5/8x1 3/8 in. deep. Three full-width drawers: two 1 7/8 in. deep, one 2 7/8 in. deep. Full-suspension slides. 18 1/2x7 1/4x1 1/2 in. deep tote tray. \$6.00 monthly. 99 AT 65262L—Wt. 60lbs. Cash \$53.99

3-drawer Roller Cabinet. 26 1/2x18x32 1/2 in. high. Three full-width drawers: two 3 3/8 in. deep, one 6 7/16 in. deep. 23 7/16x17 3/8x12 in. deep lower compartment. 3-inch ball-bearing casters (2 fixed, 2 swivel). Shpg. wt. 95 lbs. \$6.00 monthly. 99 AT 65033N.....Cash \$59.99

2-drawer Add-on Chest
\$26.99 cash
\$4 monthly



Fits between chest and cabinet sections of all units shown, except 99 AT 65298N2. 26 5/16x12 5/16x10 1/2 in. high. With key lock panel. 99 AT 65272K—Wt. 34 lbs.....\$26.99


**10-drawer Chest,
5-drawer Cabinet**

Set **\$147.50** \$11.50 cash monthly

Save \$7.48 on set. Separately \$154.98. Heavy-gauge steel. Tumbler lock with keys. Gray and red baked enamel finish. Shipping weight 195 lbs. \$11.50 monthly. 99 AT 65287N2—Set, Cash \$147.50

10-drawer Chest. 26x12x19 in. high. Six drawers 7 1/8x1 1/8 in. deep; one 4 5/8x6 in. deep. Three full-width drawers: two 1 7/8 in. deep; one 2 7/8 in. deep. Full-suspension slides. 18 1/2x7 1/4x1 1/2 in. deep tote tray. Shipping weight 70 lbs. \$7 monthly. 99 AT 65282N.....Cash \$69.99

5-drawer Roller Cabinet. 26 1/2x18x40 3/8 in. high. Five full-width drawers: four 3 3/8 in. deep; one 6 7/16 in. deep (two top drawers have convenient center divider). Lower compartment 23 7/16x17 3/8x12 1/2 in. deep. 4-inch ball-bearing casters (two fixed and two swivel). Shipping weight 125 lbs. \$8.50 monthly. 99 AT 65035N.....Cash \$84.99



**3-drawer Chest,
9-drawer Cabinet**

Set **\$139.95** \$11.00 cash monthly

Save \$7.99 on set. Separately \$147.94. Heavy-gauge steel. Tumbler lock with keys. Protective gray and red baked enamel finish. Shpg. wt. 204 lbs. \$11.00 monthly. 99 AT 65288N2—Set, Cash..\$139.95

3-drawer Chest. Measures 26x12x14 7/8 in. high. Three full-width drawers: one 1 7/8 in. deep, one 2 7/8 in. deep, one 4 in. deep. Full-suspension slides. Tote tray measures 18 1/2x7 1/4x1 1/2 in. deep. Shpg. wt. 54 lbs. \$5 monthly. 99 AT 65252L.....Cash \$42.99

9-drawer Roller Cabinet. Measures 26 1/2x18x39 1/8 in. high. Four top drawers measure 10 3/8x15 3/8x3 1/4 in. deep. Five full-width bottom drawers: two 3 3/8 in. deep, two 4 3/4 in. deep, one 6 7/16 in. deep. All drawers have convenient full-width pulls. Four 4-in. smooth-rolling, ball-bearing casters (two fixed and two swivel). Wt. 150 lbs. \$10.00 monthly. 99 AT 65039N.....Cash \$104.95



**10-drawer Chest,
8-drawer Cabinet**

Set **\$327.95** \$20.50 cash monthly

Save \$16.95 on set. Separately \$344.90. 40% heavier with 25% more drawer capacity than any other set we sell. Extra-heavy gauge steel. Tumbler lock with keys. Black and red enamel finish. See the "Craftsman Commercial" story on page 8. Wt. 359 lbs. \$20.50 monthly. 99 AT 65298N2—Set, Cash \$327.95

10-drawer Chest. 33 1/2x15 1/4x18 3/4 in. high. Six medium, one deep, three full-width drawers. Wt. 143 lbs. \$11.00 monthly. 99 AT 65284N.....Cash \$134.95

8-drawer Cabinet. 33 1/2x18 1/16x39 in. high. Four heavy-duty 4-in. casters (2 fixed, 2 swivel). Wt. 216 lbs. \$14.50 monthly. 99 AT 65034N.....Cash \$209.95



Sears

CRAFTSMAN
REG. U. S. PAT. OFF.

The greatest
name
in
tools

CRAFTSMAN
REG. U. S. PAT. OFF.

The only Ratchet Wrench with a special
Push-Button for the quick release of sockets

As low as **\$4.99** $\frac{1}{4}$ -inch drive

Just press
the button ..
and socket
is released

No hard pulling and prying needed to get a tight or greasy socket off of this superb, industrial-quality wrench. Just press the button! Also makes it much easier to attach a socket to the wrench

1 In actual tightening tests, CRAFTSMAN ratchet wrenches were operated more than $\frac{1}{2}$ million times without showing serious wear! In these factory tests, the wrenches were operated *under full load* ($\frac{1}{4}$ -inch drive at 120-inch pounds; $\frac{3}{8}$ -inch drive at 400-inch pounds; $\frac{1}{2}$ -inch drive at 1200-inch pounds; $\frac{3}{4}$ -inch drive at 2700-inch pounds).

Top industrial quality throughout . . . used by master mechanics all over America. Drop-forged heat-treated "Super-Tuff" steel for tremendous strength without bulk. Long, streamlined design helps reach into close places. Smooth, short stroke for faster, easier work. Simply push thumb-lever to reverse ratchet. Industrial-type nickel-chrome plating. Exceeds Federal Specifications GGG-W-641d, Type III, Class 2. See details of Sears unconditional guarantee on page 93.

- 9 AT 43175— $\frac{1}{4}$ -inch drive. 5 $\frac{1}{2}$ inches long. Shpg. wt. 6 oz. \$4.99
- 9 AT 43785— $\frac{3}{8}$ -inch drive. 6 $\frac{3}{4}$ inches long. Shpg. wt. 11 oz. 6.99
- 9 AT 44975— $\frac{1}{2}$ -inch drive. 10 $\frac{1}{4}$ inches long. Shpg. wt. 1 lb. 6 oz. 8.99
- 9 AT 44976— $\frac{1}{2}$ -inch drive. 15 inches long. Shpg. wt. 1 lb. 12 oz. 9.99
- 9 AT 44801— $\frac{3}{4}$ -inch drive. 18 $\frac{1}{4}$ inches long. Shpg. wt. 5 lbs. 11 oz. 17.99

2 CRAFTSMAN Flex-head Ratchet Wrench. The same as wrench described above, but head adjusts from 0 to 90° for getting into hard-to-reach places.

- 9 AT 42791— $\frac{3}{8}$ -inch drive. 11 $\frac{1}{4}$ inches long. Shpg. wt. 1 lb. 2 oz. \$7.99
- 9 AT 44974— $\frac{1}{2}$ -inch drive. 16 $\frac{1}{2}$ inches long. Shpg. wt. 2 lbs. 4 oz. 10.99

NOTE—For other socket wrenches, accessories and regular ratchet wrenches, see page 89

No Money Down on anything Sears sells SEE PAGE 97

SEARS, ROEBUCK AND CO.

Satisfaction Guaranteed or your money back

1

2