


# DO ALL

# ATTACHMENTS

THE DOALL COMPANY

MAURICE A. SINGER  
504 W. CLAPIER STREET  
PHILADELPHIA, PA.





## DOALL CUTOFF AND MITERING ATTACHMENT

For production cut off and angle cutting operations on any type of material. Cuts any angle. Gauges provided for controlling the length of the pieces being cut and also the length of the stroke. Can be used with the automatic power feed to greatest advantage. Swings out of the way when not in use. **RUGGED IN CONSTRUCTION—PRECISE IN OPERATION.**

Code: CDCMF—Price: ML V-16..... **30.00**  
 Code: CDCMG—Price: V-36, V-26..... **35.00**

Specify model and serial number.

## DOALL DISC CUTTING ATTACHMENT


The Disc Cutting Attachment permits the cutting of true circles, either internal or external, of any diameter from 2½" to 30" on the V-36 and V-26 DOALLS, and from 2½" to 25" on the ML and V-16 DOALLS. The attachment clamps rigidly to the saw guide post and has an adjustable arm that can be set for any radius. Can be used in filing and polishing operations as well as in sawing operations.

Code: CDDCA—Price: ML V-16 ..... **25.00**  
 Code: CDDCB—Price: V-36, V-26..... **35.00**

Specify model and serial number.



## DOALL RIP FENCE




The DOALL Rip Fence is constructed of a sturdy reinforced cast iron head, and ground steel table guide bar and ripping bar. All parts are built super strong to prevent any possible spring. Adjustment is made instantly by means of a single handwheel. Easily removed from the table when not in use.

Code: CDRIF—Price: ML V-16 ..... **25.00**  
 Code: CDRIG—Price: V-36, V-26..... **35.00**

Specify model and serial number.

## BAND POLISHING AND GRINDING ATTACHMENT



This attachment provides a third function for the DOALL. It permits polishing the part that has been sawed and filed. The attachment consists of a rigid back-up support having a graphite impregnated facing, and three assorted bands 1" wide, No. 50, No. 80 and No. 150 grit. Polishing bands are similar to the emery cloth conventionally used in machine shops for hand polishing. (For extra polishing bands—see back page).


Code: CDBPA—Price: ML V-16 ..... **15.00**  
 Code: CDBPB—Price: V-36, V-26..... **20.00**

Specify model and serial number.

Call our representative or write us for a demonstration of any DOALL attachments.  
 (See your nearest representative as listed on last page)



## DOALL ETCHING PENCIL



This electric etching pencil is operated from the built-in welding transformer on the DOALL. Writing is done by a process of miniature arc welding. The lead wire from the pencil is quickly attached to the welder terminal. A very handy attachment for marking dies or parts as they are cut out on the DOALL.

Code: CDEEP—Price . . . . . **10.00**

Specify model and serial number.


## DOALL SUPPLY CABINET

The DOALL Supply Cabinet provides an orderly storage for saws, file bands and other DOALL supplies. It eliminates the practice of hanging the bands on a convenient nail or hook. The cabinet also makes it easy to keep an inventory of supplies. Interior is arranged in 15 sections for storage of saw boxes, cut saws and polishing bands. One drawer for small parts, and a space for the DOALL Parts Box furnished with each DOALL machine. Space on the inside of the door for proper hanging of file bands. Door is provided with lock and key. An indispensable "accessory" with every DOALL machine.

Code: CDSSC—Price . . . **45.00**



## DOALL SUPER GUIDES



**BETTER  
PERFORMANCE  
LONGER LIFE**

Adjustable to all saw widths with interchangeable inserts.

DOALL Super Saw Guides are standard equipment on all DOALL machines. These guides give absolute control over the saw—close to the work. The


inserts are adjustable to give exact setting and to take up wear. Back-up bearings are sealed in hardened caps. Inserts are of special steel, hardened and ground. Complete set consists of upper and lower saw guide block, 16 inserts for saws 1/16" to 1/2" wide, rack, wrench and gauge.

| Code                       | Description   | Price            |
|----------------------------|---|------------------|
| GYDSU                      | Complete set Super Saw Guides (specify model and serial No.)  | <b>20.00</b>     |
| BLOSU                      | Set saw guide blocks only . . . . .                           | <b>8.00</b> set* |
| INWUN                      | Inserts—1/16" to 3/32" saw . . . . .                          | <b>3.00</b> set  |
| INTWO                      | Inserts—1/8" to 3/16" saw . . . . .                           | <b>3.00</b> set  |
| INFOR                      | Inserts—1/4" to 5/16" saw . . . . .                           | <b>3.00</b> set  |
| INATE                      | Inserts—3/8" to 1/2" saw . . . . .                            | <b>3.00</b> set  |
| INCOM                      | Complete set inserts 1/16"-1/2" . . . . .                     | <b>12.00</b> set |
| ROLIR                      | Back-up bearing, cap and shaft. . . . .                       | <b>1.00</b> ea.  |
| ROCAP                      | Bearing cap only . . . . .                                    | <b>.10</b> ea.   |
| <b>For Model V-26 Only</b> |   |                  |
| BLEXT                      | Special Saw Guide Blocks for 5/8", 3/4" and 1" saws . . . . . | <b>12.00</b> set |
| INBIG                      | Inserts—5/8" to 3/4" saws . . . . .                           | <b>3.00</b> set  |
| INORM                      | Inserts—1" wide saw . . . . .                                 | <b>3.00</b> set  |

\*EXTRA SETS of saw guide blocks are recommended to reduce change over time.

Specify model and serial number.

## DOALL 30° ANGLE SAW GUIDES




These angle saw guides turn the saw to a 30 degree angle and thereby permit the cutting of long pieces which otherwise would be limited by the depth of the throat. These guide blocks use the same inserts, gauge, etc., as are used on the standard guides, and are sold less these parts. ANGLE SAW GUIDE BLOCKS ONLY.

Code: GYETO—Price, set. . . . **12.00**

Specify model and serial number.

## DOALL ILLUMINATING MAGNIFYING GLASS

This attachment is provided with a two power magnifying glass which doubles the layout line permitting closest work. Glass is 2"x3 1/2" in size permitting operator to use both eyes without strain. An enclosed light provides ample illumination at the point of work without glare. Universal adjustment for use in any operation, sawing, filing or polishing.



Code: CDIMG—Price . . . . . **20.00**

Specify model and serial number.


Prices are F. O. B. Minneapolis. All attachments shipped from stock. Order attachments by wire using code word and advising model and serial number.



## HYDRAULIC CONTROL CONTOUR FEED AND DOALL HEAVY WORK CLAMPS

The contour feed is controlled by the large hand wheel illustrated. Turning the wheel to right or left creates a corresponding instant contour movement of the material into the saw. Takes the labor out of following straight or contour lines with positive control. Price..... **\$185.00**

*Specify Model and Serial Number.*




This set of four heavy work clamps are of particular importance not only in the contour sawing of heavy material but also when thin material is stacked to produce multiple parts in one operation.

Each clamp has a ball bearing base and is arranged for a clamping capacity of 4 inches. Clamps having larger capacities quoted on application.

Code: CDHWC—  
Price as illustrated **\$40.00**

Price of hydraulic contour feed and heavy work clamps. Total. . **\$225.00**  
Specify model and serial number.



## FILING—SQUARING—BEVELING SMALL PARTS?

Here's the answer to burring, rounding and beveling operations on small parts.


Small pieces are handled with safety assuring smoother filing and finishing tolerances.

Code: CDFSP—Price..... **\$10.00**

## DOALL HEAVY WORK SLIDE

Special plates containing inserted ball bearings are available. These slides permit easy movement of heavy parts that are otherwise difficult to feed into the saw. The rollers greatly reduce the friction on the work table and make it easy to follow the layout line.

Code: CDHWS—Price as illustrated..... **\$25.00**



Write for Your Copy of DOALL Precision Saw & Band File Price Lists.



## DOALL ALL-PURPOSE MITERING ATTACHMENT

Three operations are performed on this single unit. Uses manual feed and can be attached to the power feed of the machine for automatic cutting.

Quickly mounted to the work table for fast and accurate ripping, cutting off and mitering operations. Rods — tubes — bars — channels — rails and irregular shapes can be notched, squared, ripped, or mitered without setting up delays.


Code: CDAPM—

Price ML & V-16. . . . . **\$75.00**


Code: CDAPO—

Price V-36, V-26. . . . . **75.00**

Specify Model & Serial Number



**1. Ripping**



**2. Cutting off**




**3. Mitering**

### DOALL AUXILIARY WORK TABLE

Adds tremendously to the ease of handling large and heavy material. The heavy cast table equipped with anti-friction roller bearings makes for easy movement over the surface of the regular sawing table. This special table is also shown in use at the right. Price on Application.

Specify Model & Serial Number



### 30 INCH THICKNESS CAPACITY

is often required of a DOALL in every day production. It is wise, therefore, to foresee such requirements when ordering your DOALL Machine. Standard DOALLS have thickness capacities of 8, 10 and 12 inches. Special work thickness capacity up to 30 inches can be had at a reasonable cost. Write for quotations on the size best suited for your needs.



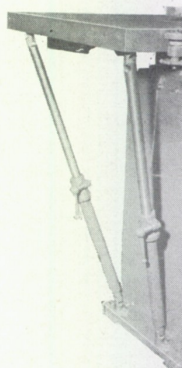
### ADJUSTABLE TABLE SUPPORTS

Made for positive tilting of the sawing table either parallel or at an angle to the saw cut.

These supports also increase the carrying capacity of the sawing table for loads up to 1500 lbs. Table supports are also shown in illustration above.

Code: CDATS—

Price, pair. . . . . **\$75.00**




### DOALL SAW LUBRICATOR

Assures

*Longer Saw Life  
Straighter Cutting  
Finer Finish*

This handy attachment mounts directly to the post of the DOALL. A controlled flow of any lubricant accurately directed to the sawing teeth. The attachment is adjustable to any width saw. Lubricant reservoir contains one quart.

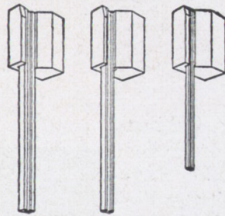
Code: CDDSL—Price. . . . . **\$10.00**



Attachments Add to DOALL Versatility.



# DOALL FILE GUIDES



For all DOALL Contour Machines  
Specify Model and Serial Number

| Code  | Description and Capacity                   | Price |
|-------|--|-------|
| GYKOL | 1/4" Standard Guide—2 1/4" Filing Capacity | 5.00  |
| GYMEN | 1/4" Long Guide —8" Filing Capacity        | 6.00  |
| GYPID | 3/8" Standard Guide—4 1/8" Filing Capacity | 5.50  |
| GYRCH | 3/8" Long Guide —8" Filing Capacity        | 7.00  |
| GYVNT | 1/2" Standard Guide—4 1/8" Filing Capacity | 6.00  |
| GYTUM | 1/2" Long Guide —8" Filing Capacity        | 8.00  |

# DOALL AUTOMATIC POWER FEED

This attachment allows the operator to use both hands in guiding the work without having to exert any manual sawing pressure. The "pull" is adjustable to the type of material being sawed and is a very important factor in the life of the saw blade. The attachment is standard equipment on all DOALL machines except the model V-16. Available for that model as an extra attachment.

Code: CDPOR—Price ..... **75.00**

Specify machine serial number.

# DOALL POLISHING BANDS

grinding process. No. 80 grit, medium grade, is for general polishing work. No. 150 grit, fine grade, gives a high lustrous finish.

DOALL Polishing Bands are supplied in Aloxite grades.

No. 50 grit is a coarse grade and actually performs a high polishing work. No. 150 grit, fine grade, gives a high

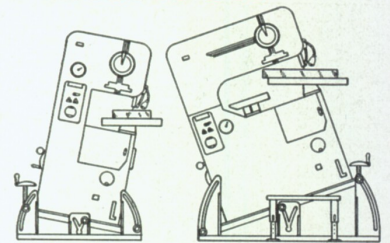
| Models          | J     | JD & M | ML, V16 & JXD | MD    | V-36  | V-26  |
|-----------------|-------|--------|---------------|-------|-------|-------|
|                 |       |        |               |       |       |       |
| No. 50          | BUDOL | BUFAR  | BULDT         | BUNDO | BUREC | BUXBO |
| No. 80          | BUDSA | BUFGL  | BULJS         | BUNHS | BURKS | BUXGL |
| No. 150         | BUDWN | BUFNT  | BULQR         | BUNKY | BURTZ | BUXIT |
| Price each      | 25c   | 35c    | 40c           | 50c   | 70c   | 80c   |
| Per dozen, each | 22c   | 30c    | 35c           | 45c   | 60c   | 70c   |

# DOALL SUPPLIES

- DOALL SAW SNIPS  
Code: CDNIP—Price ..... **2.00**
- DOALL GRINDING WHEEL—3" x 1/2" x 1/2"  
Code: CDILL—Price ..... **1.05**
- DOALL SILVER SOLDER—1/4" x .005" x 10' strip  
Code: CDSOD—Price ..... **1.00**
- DOALL SOLDERING FLUX  
Code: CDFLU—1 oz. jar. Price..... **.25**  
Code: CDFNE—8 oz. jar. Price..... **.85**
- GRAPHITE TUBE (For Band Polishing Attachment). Price ..... **1.00**

# DOALL TABLE TILT COMPENSATOR

For angle cutting up to 20 degrees permitting the work to remain on a horizontal level. Elevated operator's stand furnished with each attachment. Complete information and prices on request.



MODEL V-16 DOALL SHOWN WITH TABLE-TILT COMPENSATOR SET AT 10° REVERSE POSITION (BOTH THE ENTIRE MACHINE AND THE TABLE ARE SET TO A 10° TILT, THUS MAINTAINING A LEVEL TABLE)

MODEL V-36 DOALL SHOWN WITH TABLE-TILT COMPENSATOR SET AT MAXIMUM 20° FORWARD POSITION.

# DOALL REPRESENTATIVES

- |   |   |  |
|---|---|--|
| DOALL EASTERN MACHINE CO.<br>New York, N. Y., 105 Lafayette St.<br>Canal 6-8045                 | DOALL CLEVELAND MACHINE CO.<br>6517 Euclid Ave., Cleveland, Ohio<br>Endicott 1177     | DOALL DENVER MACHINE CO.<br>866 South Grant, Denver, Colorado<br>Spruce 8666   |
| DOALL EASTERN MACHINE CO.<br>Brookline Village, Mass., 12 High Street<br>Aspinwall 6901         | DOALL DETROIT MACHINE CO.<br>4226 Woodward Ave., Detroit, Mich.<br>Temple 2-5816      | DOALL NORTHWEST MACHINE CO.<br>1140 West 53 St., Seattle, Wash.<br>Hemlock 8300  |
| DOALL EASTERN MACHINE CO.<br>Philadelphia, Pa., 504 West Clapier St.<br>Victor 2318             | DOALL TOLEDO MACHINE CO.<br>2952 Monroe St., Toledo, Ohio<br>Adams 8472               | DOALL WESTERN MACHINE CO.<br>1316 South Santa Fe Ave., Los Angeles, Calif.<br>Trinity 4047   |
| DOALL EASTERN MACHINE CO.<br>Rochester, N. Y., 1156 Genesee Park Blvd.<br>Genesee 6828          | DOALL CENTRAL MACHINE CO.<br>31 East Georgia St., Indianapolis, Ind.<br>Market 2558   | 651 Folsom St., San Francisco, Calif.<br>Garfield, 5941  |
| DOALL EASTERN MACHINE CO.<br>Baltimore, Md., 805 Wellington Road,<br>Stoneleigh, Evergreen 1129 | DOALL SOUTHERN MACHINE CO.<br>1515 North Broadway, St. Louis, Mo.<br>Chestnut 3734    | McARDLE EQUIPMENT CO.<br>5724 Navigation Blvd., Houston, Texas<br>Woodcrest 6-7484   |
| DOALL EASTERN MACHINE CO.<br>Orlando, Florida, 1407 E. Washington St.<br>6056                   | DOALL GULF MACHINE CO.<br>3505 Dumaine St., New Orleans, La.<br>Audubon 6192          | DOALL NORTHWEST MACHINE CO.<br>OF CANADA<br>789 West Pender St., Vancouver, B. C.<br>Marine 5447                                     |
| DOALL EASTERN MACHINE CO.<br>West Hartford, Conn., 7 So. Main St.<br>Hartford 3-1279            | DOALL MIDWEST MACHINE CO.<br>1348 West Washington Blvd., Chicago, Ill.<br>Seeley 1166 | WILLIAMS & WILSON, LTD.<br>11 Front St., Toronto, Ontario<br>203 St. John St., Quebec, Quebec<br>544 Inspector St., Montreal, Quebec |
| DOALL PITTSBURGH MACHINE CO.<br>3851 Beechwood Blvd., Pittsburgh, Pa.<br>Hazel 0487             | DOALL ROCKFORD MACHINE CO.<br>123 7th St., Rockford, Ill.<br>Main 227                 |  |

**CONTINENTAL MACHINES, INC.**  
1301 Washington Avenue South  
MINNEAPOLIS, MINN., U. S. A.

MAURICE A. SINGER  
504 W. CLAPIER STREET  
PHILADELPHIA, PA.

Phone: MAIN 3521

Cable Address: DOALL, Minneapolis